



Document details

[< Back to results](#) | 1 of 1[Export](#) [Download](#) [Print](#) [E-mail](#) [Save to PDF](#) [Add to List](#) [More... >](#)[Full Text](#) [View at Publisher](#)Food Chemistry
Volume 266, 15 November 2018, Pages 183-191Comparative structural analysis of fruit and stem bromelain from *Ananas comosus* (Article)Ramli, A.N.M.^a  Manas, N.H.A.^b Hamid, A.A.A.^c Hamid, H.A.^a Illias, R.M.^b ^aFaculty of Industrial Sciences & Technology, Universiti Malaysia Pahang, Lebuhraya Tun Razak, 26300 Gambang, Kuantan, Pahang Darul Makmur, Malaysia^bDepartment of Bioprocess and Polymer Engineering, Faculty of Chemical and Energy Engineering, Universiti Teknologi Malaysia, Skudai, Johor, Malaysia^cDepartment of Biotechnology, Kulliyah of Science, International Islamic University Malaysia, Jalan Sultan Ahmad Shah, Bandar Indera Mahkota, Kuantan, Pahang, Malaysia

Abstract

[View references \(64\)](#)

Cysteine proteases in pineapple (*Ananas comosus*) plants are phytotherapeutical agents that demonstrate anti-edematous, anti-inflammatory, anti-thrombotic and fibrinolytic activities. Bromelain has been identified as an active component and as a major protease of *A. comosus*. Bromelain has gained wide acceptance and compliance as a phytotherapeutical drug. The proteolytic fraction of pineapple stem is termed stem bromelain, while the one presents in the fruit is known as fruit bromelain. The amino acid sequence and domain analysis of the fruit and stem bromelains demonstrated several differences and similarities of these cysteine protease family members. In addition, analysis of the modelled fruit (BAA21848) and stem (CAA08861) bromelains revealed the presence of unique properties of the predicted structures. Sequence analysis and structural prediction of stem and fruit bromelains of *A. comosus* along with the comparison of both structures provides a new insight on their distinct properties for industrial application. © 2018 Elsevier Ltd

Author keywords

[3D structure prediction](#) [Amino acid analysis](#) [Fruit bromelain](#) [Stem bromelain](#)

Indexed keywords

 Engineering controlled terms: [Amino acids](#) [Fruits](#)

 Compendex keywords: [3D Structure](#) [Active components](#) [Amino acid analysis](#) [Amino acid sequence](#) [Anti-inflammatories](#) [Fibrinolytic activity](#) [Fruit bromelain](#) [Sequence analysis](#)

 Engineering main heading: [Bromelain](#)

Funding details

Funding number	Funding sponsor	Acronym	Funding opportunities
----------------	-----------------	---------	-----------------------

Metrics 

0	Citations in Scopus
0	Field-Weighted Citation Impact

PlumX Metrics 

Usage, Captures, Mentions, Social Media and Citations beyond Scopus.

Cited by 0 documents

Inform me when this document is cited in Scopus:

[Set citation alert >](#)[Set citation feed >](#)

Related documents

Purification and Characterization of a Pineapple Crown Leaf Thiol Protease

Singh, L.R. , Devi, Th.P. , Devi, S.K. (2004) *Preparative Biochemistry and Biotechnology*

Reinvestigation of fractionation and some properties of the proteolytically active components of stem and fruit bromelains

Ota, S. , Muta, E. , Katahira, Y. (1985) *Journal of Biochemistry* α -mannosidase from pineapple fruit: Partial purification and action on glycopeptidesNakagawa, Y. , Takahashi, N. (1977) *Agricultural and Biological Chemistry*[View all related documents based on references](#)[Find more related documents in Scopus based on:](#)

Funding number	Funding sponsor	Acronym	Funding opportunities
PGRS170312	Universiti Malaysia Pahang	UMP	

Funding text



This work was supported by UMP research grant under the Project No. RDU160321 and UMP Post-Graduate Research Scheme under the Project No. PGRS170312.

ISSN: 03088146
CODEN: FOCHD
Source Type: Journal
Original language: English

DOI: 10.1016/j.foodchem.2018.05.125
Document Type: Article
Publisher: Elsevier Ltd

References (64)

[View in search results format >](#)

All [Export](#)  Print  E-mail [Save to PDF](#) [Create bibliography](#)

- 1 Abraham, M.J., Murtola, T., Schulz, R., Páll, S., Smith, J.C., Hess, B., Lindah, E.
Gromacs: High performance molecular simulations through multi-level parallelism from laptops to supercomputers ([Open Access](#))

(2015) *SoftwareX*, 1-2, pp. 19-25. Cited 977 times.
<http://www.journals.elsevier.com/softwarex/>
doi: 10.1016/j.softx.2015.06.001

[View at Publisher](#)

- 2 Aehle, W., Bott, R., de Nobel, H., Jones, B.
Discovery and development of enzymes
(2004) *Enzymes in industry*, pp. 83-100.
Wiley-VCH Verlag GmbH & Co. KGaA

- 3 Altschul, S.F., Gish, W., Miller, W., Myers, E.W., Lipman, D.J.
Basic local alignment search tool

(1990) *Journal of Molecular Biology*, 215 (3), pp. 403-410. Cited 51908 times.
doi: 10.1016/S0022-2836(05)80360-2

[View at Publisher](#)

- 4 Arroyo-Reyna, A., Hernandez-Arana, A., Arreguin-Espinosa, R.
Circular dichroism of stem bromelain: A third spectral class within the family of cysteine proteinases

(1994) *Biochemical Journal*, 300 (1), pp. 107-110. Cited 32 times.
www.biochemj.org
doi: 10.1042/bj3000107

[View at Publisher](#)

- 5 Barrett, A.J., Rawlings, N.D., Woessner, J.F.
Handbook of Proteolytic Enzymes: Second Edition

(2004) *Handbook of Proteolytic Enzymes: Second Edition*, 1, pp. 1-1140. Cited 220 times.
<http://www.sciencedirect.com/science/book/9780120796113>
ISBN: 978-008098415-5; 978-012079611-3
doi: 10.1016/C2009-0-03628-9

[View at Publisher](#)