

THE INTERNATIONAL JOURNAL OF HUMANITIES & SOCIAL STUDIES

The Influence of Parenting Styles on Parental Political Orientation and Voting Behavior of Young Adult

Siti Nuratikah Abdul Manaf

M.Hs.Sc., Department of Political Science, Kulliyah of IRKHS,
International Islamic University, Malaysia.

Dr. Muhamad Fuzi Omar

Senior Lecturer, Department of Political Science, Kulliyah of Islamic Revealed
Knowledge and Human Sciences, International Islamic University, Malaysia

Muhammad Hanif Othman

Ph.D. Candidate, Kulliyah of Economics and Management Sciences,
International Islamic University, Malaysia

Abstract:

The main purposes of the study are to examine the relationship between parenting styles and parental political orientation and to find out whether voting behavior of young adults is associated with parenting practices. 39 items on parenting styles, parental political orientation & voting behavior were completed by 239 respondents. The data was collected using a structured questionnaire. Approximately, 300 sets of questionnaires were distributed among students and approximately 239 questionnaires were collected back and returned from respondents progressively. This study used descriptive, factor analysis, and cluster analysis. Furthermore, the data was also verified using Mann-Whitney and multiple regression analysis to test predictability of independent variables. The results show that there are four parenting practices among parents of IIUM students which are consistent with Baumrind's authoritarian, authoritative, permissive and neglectful typologies. In addition, the study indicates that authoritarian parents have proactive involvement in knowledge transmission of politics to their offspring. On the other hand, surprisingly in the latter test reveals that high representation of young adults in election is positively associated with authoritative parenting. Despite the fact that authoritarian parents are identified as the active agent in political socialization, authoritative parents however, scored positive behavior to young adults' attitudes in voting. Evaluating the issues of falling level of electoral participation among young adults, this research looks into the possible reasons that contribute to young adult's turning out and not turning out for election.

Keywords: Political Orientation, 4 Parenting Styles; Authoritarian, Authoritative and Neglectful, Permissive and Voting Behavior

1. Introduction

Why do some people vote and others abstain? The interesting question in election is not really who wins rather why people vote or voted in such a way. This attitudinal factor is not an easy question to answer as it involves internal factors such as beliefs, ideologies, motivation, and interest which are intuitive and elusive.

Previous studies on voting behavior research that have been carried out so far focused on three contexts; firstly individual sources; to explain election outcome by understanding how and why people made up their mind. Secondly, research focuses on voting behavior patterns that persistently change over time. This could be very useful in forecasting for example to determine next direction of politics in a country. Findings from the previous studies also indicated candidate and the party representativeness are considered as predictors to voting patterns. Orientation of public policy, evaluations of government performance and personal characteristic are amongst the elements that voter would consider in one political candidate. ("Voting Behavior in 2004 Election,"2004). Apart from looking at the above factors mentioned, parenting typologies and political orientation of parents were argued to be complimentary and might link the two. Due to this reason, this study will explore possible factors correlated with voting behavior among young adults. In particular, this study aims to explore how parenting styles as projected by Baumrind affect the parents' political orientation and shape young adults' voting behavior in IIUM context. It is hope that readers will be given ideas of which parenting styles are prevalent among parents of IIUM students. Furthermore, this information could also help identify which parenting technique yields positive outcomes in parental political orientation and voting behavior of young adults.

2. Parents as an Agent in Political Socialization

Political socialization was first emerged in the late 1950s when Hyman (1959) raised the possibility that the political practices and citizen norms may be product of pre-adult factors (Murray & Mulvaney, 2012). As the field developed, researchers have identified a number of agents that transmit information to individuals about citizenship, politics, and government (Murray & Mulvaney, 2012). These political agents include the family (Jennings and Niemi 1974; Sidanius and Ekehammar 1979; Westholm 1999). Primary among the agents of socialization are parents in Murray & Mulvaney's study (as cited in Jennings, Stoker, and Browsers, 2009).

Parents play an important prime agents of political socialization have occupied an important place in the literature (Jennings, 2007). There is a substantial evidence that consequential political orientations such as party identification and political ideology are reliably transmitted between generations in Murray & Mulvaney's study (as cited in Alwin, Cohen, and Newcomb; Jennings and Niemi 1982; Jennings et al. 2009; Mattei and Niemi 1991; Miller and Glass 1989). Significant evidence from developmental psychology on socialization indicated that the extent to which offspring adopt parental values is affected by receptiveness of children to messages and their motivation to adopt the messages in Murray & Mulvaney's study (as cited in Grusec and Goodnow, 1994).

As an agent, parents play an important role in the political socialization of their children (Hyman, 1959; Jennings et al., 1968; Jennings, Stoker, & Browsers, 2001). Notably, each parents would have their own way in rising up children whereby the impacts are very much influential to behavioral outcomes. According to Jaros, Lango, and Sears, parents transmit political knowledge, awareness, interest, norms, and values to their children (Jaros, 1973, Langton, 1969; Valentino & Sears, 1998). Political discussion may occur as part of family discussion very often directly or indirectly. In this regards, parents openly express their political understanding to their children and therefore encourage ideas, perceptions and thoughts about politics. These could be illustrated by examining parenting practices as determinant factors contributing to the development of politics among young adults.

3. Political Socialization , Parents as an Extension of Government

George Lakoff, one of the world best-known cognitive & linguist scientist asserted that we all think with a largely unconscious metaphor: that is a nation as a family (Lakoff, 2009). Lakoff (2009) argued that, majority of people's first experience with so-called governance is in their family. Your parents govern you; decide for you what to do, what's good for you and bad (Lakoff, 2009). Lakoff (2009) saw a family as an institution which he defines as a "structured, publicly recognized social groups that persists over time. "Governance" as explained by Lakoff is a setting expectations and giving directives, and make sure they are carried out by positive or negative means. In a family, the means of making sure they are carried out are positively by expressing affection, social pressure, fulfilling desire, or instilling pride; and negatively, by withdrawing affection, social isolation, denying desires, instilling guilt or shame or physical force (George Lakoff, 2009).

Lakoff's perceptions toward parenting styles and government are illustrated slightly different than Baumrind's parenting styles. Nevertheless, his family models constitute the same dimensions with the four parenting styles introduced in psychology field. Lakoff (2002), from his research of conceptual metaphor, he reasoned that as there were two versions of what nation should be like, perhaps there might be two ideal versions of the family mapped by the Nation as Family metaphor onto the nation. He further hypothesized two ideal versions of the family models that would correspond to two idealized versions of the nation that are – a Strict Father model that mapped onto pure conservative politics, and a Nurturant Parent family that mapped onto pure progressive politics (Lakoff, 2009).

According to Lakoff (2002), the Strict Father model "teach children right from wrong by setting rules for their behavior and enforcing them through punishment" (p.66). In contrast, Nurturant Parent model become responsible "through cared for and respected, and through caring for others. Self-fulfillment and the Nurturant of others are seen as inseparable" in J. Bulman, C. Carnes, and Sheikh's study (as cited in Lakoff, 2002, p.108). Therefore, these are consistent with two dimensions of control and warmth in four parenting styles developed by Baumrind.

Lakoff (2002), proposed that the Strict-Father and Nurturant Parent models are respectively underlie the distinct worldview of conservatives and liberals. He suggested that the framing of political issues should coincide with these family-based models; i.e. for maximum effect conservative messages should be based in Strict Father metaphors, and liberal communications should reflect Nurturant Parent metaphors. (J. Bulman, C. Carnes & Sheikh, 2014). Thus, from his findings, parenting styles, political orientation and moral are positively interrelated.

4. Parenting Styles as Defined in Psychology Field

4.1 Parental Control

A study conducted by Baumrind (1971) denotes parenting styles could provide a most useful framework in the examination of early parent-child relationships. Parental control can be categorized into three dimensions which are restrictive and non restrictive. Firstly, restrictive parents refer to limitation of children's freedom in which they actively enforce compliance with rules and to fulfill their responsibilities. In contrast, non restrictive parents are minimally controlling, make fewer demands, and place fewer restraints on their children's behavior and expression of emotions.

Parental warmth refers to the amount of affection and approval the parents display. Warm, nurturing parents smile at their children frequently and give praise and encouragement. The parents limit criticism, punishment, and signs of disapproval. Unlike hostile parent, they criticize, punish, and ignore their children, and very rare expressing affection and approval (Craig & Dunn, 2006). Parental control is then classified as the following

4.1.1. Authoritative Parents

Authoritative parent has a combination of a high degree of control with warmth, acceptance, and encouragement of autonomy (Craig & Dunn, 2006). Authoritative parents control but flexible in which they provide reasonable demands of their children. Children are explained reasons of each action they have to follow and this parent will ensure their children are complying with the rules set by them. However, children are allowed for small deviation under certain circumstances upon parent's approval (Shaffer, 1999).

4.1.2. Authoritarian Parents

Authoritarian parent are highly controlling and tend to show little warmth towards their children (Craig & Dunn, 2006). These parents are very strict and impose so many rules and demands on children without explaining the rationale of each rule. They tend to use punitive methods for example physical abuse to discipline their children for them to abide by the rules. They are also insensitive to their children's needs and expect all rules are to be followed unquestioningly (Shaffer, 1999).

4.1.3. Neglectful Parenting Style

This concept was not included in Baumrind's first conceptualization of parenting styles. Based on confluence of demandingness and responsiveness (Maccoby & Martin, 1983; Simons et al., 2004), one realizes that a neglecting parent is not warm, not reciprocal, confrontational, supervisory, consistent in discipline, or a clear communicator (Baumrind, 1996). Neglectful parenting methods are very low in both acceptance-responsiveness and control-demandingness. They are uninvolved in their children's upbringing and show little or no care towards their children's needs. These parents could somehow do not care about their children completely (Sigelman & Rider, 2009). These could happen due to parents who are most likely busy at work. Young adults of these parents would relatively seek attention from friends and they spend most of their time with peers than be at home.

4.1.4. Permissive Parenting Style

Baumrind was among the first to conceptualize the four types of parenting styles. In her first conceptualization which later reiterated by Baumrind (1968, 1971) "the permissive parent attempts to behave in a nonpunitive, acceptant, and affirmative manner towards the child's impulses, desires, and action. As suggested in her first conceptualization, permissive parents act with high level of responsiveness (Baumrind, 1966). Moreover, permissive parent illustrates a low level of demandingness. Author further explain to support this which asserts that the permissive parent is more likely to make "few demands" for prosocial behavior, does not use power, and avoids implementing control over the child (Baumrind, 1966).

5. Parenting Styles, Political Socialization & the Transmission of Political Ideology

Whilst numerous studies have been carried out signify the notion among scholars that family constitutes the important agent of political socialization, there are also weakness and contradictory findings in early political socialization studies led to the frustrated researchers to observe that children sometimes appear to develop political orientations out of thin air (Atkin, 1981; Jennings & Niemi, 1974). Nevertheless, recent studies have revealed a successful findings on mass media's impact on young adults' political socialization. Considerable evidences in a study conducted by Austin (1989), mass media and parents should be perceived as reciprocal influences rather than as competitors. Active communication among family members about specific media content can affect children's interpretations of messages on television (Corder-Bolz, 1980; Messaris & Sarrett, 1981; McLeod et al., 1982).

Furthermore, previous research generally provides evidences to support that parenting practices actively promote and shape political ideologies with strong association with strict father-as conservative link. However, less evidence was found for Nurturant Parent-liberal path (J. Bulman, C. Carnes & Sheikh, 2014). Hence, strict-father model or authoritarian parents was found to be the active agent in encouraging their offspring about politics through various means e.g mass media.

In another study by Milburn, Conrad, Sala and Carberry (1995, in press) had identified gender differences in political outcomes associated with childhood experiences with parents. For example, men who had been raised punitively, and who had no psychotherapy, are more likely to be conservative than other men, while for woman, punitive upbringing associated with liberalism. Therefore, parenting styles lead to different behavioral outcomes among young adults.

6. Voting Behavior and Political Participation

Voting is the main vehicle through which citizen express their choices and influence policy in democracies (Caprara, Vecchione, and Schwartz, 2012). Previous researches on voting behavior have been concerned largely between candidate preferences and predictors such as policy attitudes, political party identifications, perceptions of candidates' personalities, and retrospective assessments of incumbent performance (Krosnick, 1988). Voting is perceived as an important element of democracy. Allport (1945), claimed that low turnout rates as a blemish on democracy. Caprara et al., (2012), a government is less democratic when citizens are denied the right to vote. Caprara et al., (2012) also emphasized, when significant numbers of citizens in established democracy choose to abstain from voting, this may not reflect exclusion or alienation. Therefore, high turnout is desirable to the extent that it is associated with civic virtues, trust, and citizen control over their representatives (Caprara et al., 2012). On the other hand, disengagement and self-exclusion from voting may represent challenges that can foster beneficial changes for democracies. (Caprara et al., 2012). In addition, political participation also embraces few political activities such as voting, campaigning, and demonstrations. As explained by Thomas, participation in politics simply means citizens in democracies participate in politics by expressing opinions and casting votes (Magstadt, 2011). Thus, voting behavior is one of the mechanisms to understand the level of democracy in one country.

7. Theoretical Framework

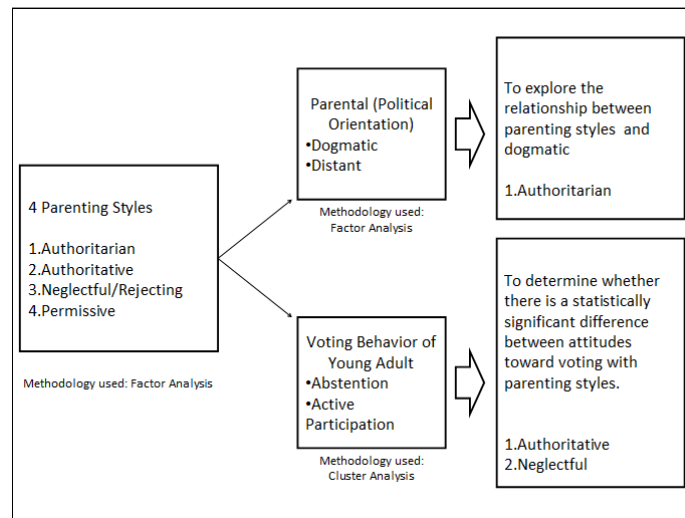


Figure 1: Framework of Study

The above theoretical framework illustrates the relationship between parenting practices and parental political orientation that represents two groups of parents which are dogmatic and distant parents. In this study, dogmatic parents refer to self-conservatism in view of politics and unconditionally express their political preference on ideas and political candidate. In contrast, distant parents are described as lack of interest in politics and strongly with-holding their opinions. With regards to voting behavior, there are two groups of behaviors obtained that are abstention and active participation.

8. Methodology:

The study presents the statistical analysis of 239 respondents of International Islamic University Malaysia students that covers the relationship between parenting styles with parental political orientation, and voting behavior. A total of 300 sets of survey were distributed whereby out of 300 surveys distributed, 239 were returned and valid. The data is considered significant when it is distributed to quite a big sample which is consistent to what has been suggested by Coakes and Ong (2011). According to them, to run the factor analysis, the sample size must be equivalent or more than two hundred respondents. In this case, there are 239 respondents of which considered big in size. The data was later analyzed using SPSS .The results of the descriptive statistics, reliability analysis, factor analysis and regression analysis are presented in this section. Therefore, this study is aimed at finding out the factors that influence voting behaviour among students in International Islamic University Malaysia context.

The reliability analysis result in Table 1 shows that the Cronbach’s Alpha is 0.787 for 39 items.

Cronbach's Alpha	N of Items
0.787	39

Table 1: Reliability Statistics

According to Mohd Salleh and Zaidatun Tasir (2002), the reliability coefficient that has always been used is more than 0.6. On the other hand, Kroz et al, (2008) suggested that cronbach’s Alpha value for questionnaire should be more than 0.65. Throughout this study, the reliability analysis result is 0.787 which indicates the internal consistencies of the scales.

For the purpose of this study, factor analysis was employed to construct new factors influencing parents’ political orientation and voting behavior among young adults of IIUM. Factor analysis was used to explore the nature of the independent variables that affect political orientation of parents and voting behavior among IIUM students. The result of factor analysis was then summarized to pull information in a large number of variables into a smaller number of components. Overall, Chua (2009) posited that factor analysis is the procedure that has always been used by researchers to identify big items from questionnaire. According to Rahn (2013), he stated that factor analysis is the suitable tool to investigate variable relationships for complex concepts particularly in socioeconomic studies.

9. Results

The results are divided into several subsections which are descriptive statistics, factor analysis and regression analysis.

9.1 Descriptive Statistics

There are 239 respondents in the population sample. In particular, frequency distributions are obtained for respondents’ age, gender, status, residential area, faculty and parents’ background information as depicted in table below. (Table 2).

The sample consisted of 239 students of International Islamic University Malaysia, ranging from ages of 19 to 28 years. The result clearly indicates that the majority of respondents are in the age groups of 20 to 23. Gender distribution is higher for female

students comprising of 79.90% and male students only 20.1%. With regards to respondents' residential area, 57.3% represents urban while 37.7% is suburb. Of the 239 samples, 28.5% of the participants' were third year students, 26.8% were first year students, 26.4% were second year students, 16.7% were fourth year students. However, 1.7% participants did not answer the question. Looking at students' faculty identification, majority of participants were students of Islamic Revealed Knowledge and Human Science faculty, comprising of 60.3%, followed by 16.3% were students of Engineering, 12.6% were students of Ahmad Ibrahim Kulliyah of Law, and 0.8% fell in unidentified or other category.

Respondents were also asked to answer about their parents' level of education whereby result indicates that 46.4% of mothers attended primary education, while 49.0% of fathers' mostly attended higher education.

Demographic factor		Frequency	Percentage
Who takes care of you	Parent	219	91.6
	Grandparent	4	1.7
	Caretakers	1	0.4
	Others	6	2.5
	Not Answer	9	3.8
Gender	Male	48	20.1
	Female	191	79.9
Status	Single	227	95.0
	Married	11	4.6
	Not Answer	1	0.4
Age	19	4	1.7
	20	40	16.7
	21	43	18.0
	22	56	23.4
	23	34	14.2
	24	16	6.7
	25	11	0.5
	26	3	1.3
	27	2	0.8
	28	4	1.7
Residential Area	Suburb	90	37.7
	Urban	137	57.3
	Not Answer	12	5.0
Year of study	First year	64	26.8
	Second year	63	26.4
	Third year	68	28.5
	Fourth year	40	16.7
	Not Answer	4	1.7
Mother Level of Education	Primary Education	111	46.4
	Tertiary Education	104	43.5
	Not Applicable	18	7.5
	Not Answer	6	2.5
Father Level of Education	Primary Education	91	38.1
	Tertiary Education	117	49.0
	Not Applicable	15	6.3
	Not Answer	16	6.7
Kulliyah	Economics	11	4.6
	IRKHS	144	60.3
	ICT	2	0.8
	Engineering	39	16.3
	AIKOL	30	12.6
	KAED	6	2.5
	Education	5	2.1
	Not Answer	2	0.8

Table 2: Profiles of the respondent

Table 3 presents the students’ voting behavior in election using TwoStep cluster analysis. The table indicates that the overall model quality is “fair” and there are two clusters based on twelve input items that are selected. Cluster 1 reflects Abstention while cluster 2 implies Active Participation attitudes toward voting.

Items	Cluster 1 (Abstention)	Cluster 2 (Active Participation)
I vote in order to ensure good government policies.	4.83	6.70
I participate actively in political activities.	2.60	4.51
Elections bring no change to me.	3.74	2.51
Voting is not the only means to form a government	4.11	4.53
I am a registered voter	3.59	5.04
Election is the best platform to foster a competitive electoral environment & ensure transparency	4.24	5.64
I vote because I want to stand up for my rights as a citizen	4.90	6.54
I involve directly in political parties’ campaigns	2.23	3.39
I never care about elections simply because I leave the decisions to the government	3.06	2.01
I used to convince my fellow friends & family members to vote	3.05	5.37
If I have money I will contribute money to political candidate or party	2.54	3.49
All political parties cannot fulfill their promises.	4.16	3.87

Table 3: Students attitudes toward election
 Note: The overall model quality is “fair”.

9.2 Factor Analysis – Parenting Style

Bartlett’s test of Sphericity and the Kaiser-Meyer-Olkin were used to measure the sampling adequacy in order to determine the factorability of the whole matrix. KMO and Bartlett’s tests are illustrated in Table 4 below. Based on the Bartlett’s test of Sphericity, there is a significant value found (p=0.000), whereas Kaiser-Meyer-Olkin value is 0.805.

As far as Barlett’s Test of Spherity is concerned, Coakes and Ong (2011), asserts that there is a positive existence of factorability if Bartlett’s Test of Sphericity is (p<0.001) and Kaiser-Meyer-Olkin measure is greater than 0.6. Therefore, it is proven that, the method is applicable and therefore, Factor Analysis was continued to be used to examine the predictors influencing parental political orientation and voting behavior of young adults.

Kaiser-Meyer-Olkin Measure of Sampling Adequacy		.805
Bartlett's Test of Sphericity	Approx. Chi-Square	1459.459
	Df	120
	Sig.	.000

Table 4: KMO and Bartlett’s Test

Table 5 represents the total variance explained at four stages for parenting styles. Four factors were extracted because their eigenvalues are greater than 1. Figure 1 shows the scree plot for the factor analysis. By using the Catell’s (1966) scree test, the study decided to retain four components for further investigation. As shown in figure 1, there are four numbers of factors that are greater than 1. This is indeed consistent with the result in table 5 that shows the four factors that can be extracted using the Principal Component Analysis method. Overall, four factors were extracted, and then 63.723 percent of the variance would be explained.

Factor	Rotation Sums of Squared Loadings		
	Total	% of Variance	Cumulative %
1	3.134	19.585	19.585
2	2.849	17.804	37.388
3	2.205	13.783	51.171
4	2.008	12.553	63.723

Table 5: The Total Variance Explained
 Extraction Method: Principal Component Analysis.

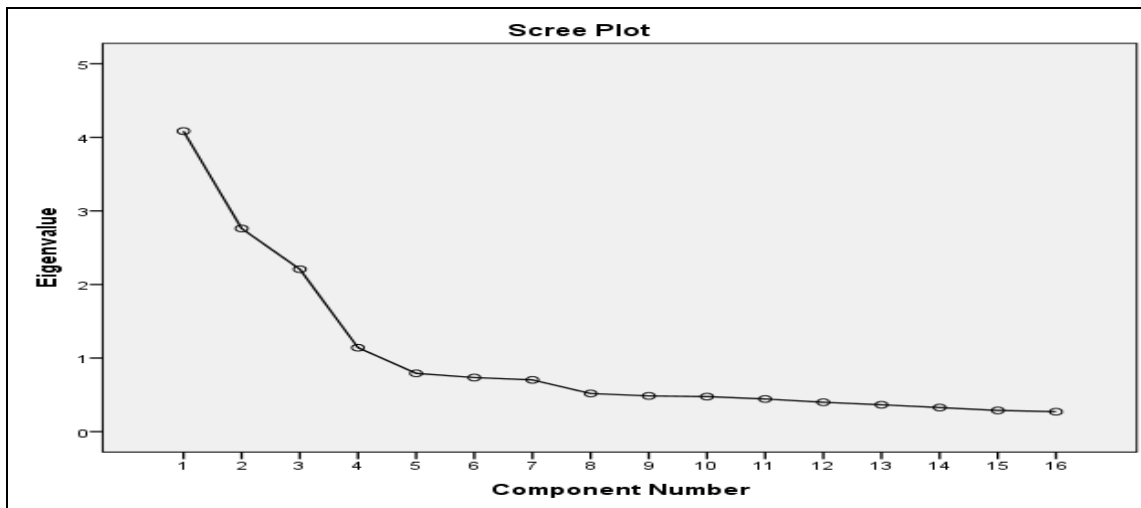


Figure 1: Scree Plot

In this rotated factor matrix, there are factor loadings that must be selected. The results show that there are four new factors that are successfully constructed using factor analysis (Principal Component Analysis). These four new factors are the predictors influencing parental political orientation and students’ decision for voting. There are 16 items that belong to these four factors. According to Tabachnick and Fidell (2001) factor that loadings 0.32 and below is considered less good. While, variable with factor loadings equal 0.32 to 0.45 is considered average. So, the study removes items with loading less than 0.45. To identify which items belong to what factor, the study performs the Varimax Rotation Method with Kaiser Normalization. After performing this method, Factor 1 comprised of four items with factor loadings ranging from 0.785 to 0.844. Factor 2 comprised of five items with factor loadings ranging from 0.594 to 0.802 followed by Factor 3 comprised of three items with factor loadings ranging from 0.508 to 0.771. The last factor that loadings ranging from 0.650 to 0.723 are belong to Factor 4. Those items are listed below in Table 6.

	Component			
	1	2	3	4
My parents give a clear direction for my behaviors and activities and expect me to follow their direction, but she could also listen to what I am concern.	.844			
I know what my parents expect from me, but they would understand when I disagree with them.	.813			
My parents always give direction and guidance by explaining the reasons why I cannot do certain things.	.802			
If my mother or father makes a decision for me that hurts me, they are willingly to discuss with me.	.785			
I know what my parents want from me, and they insist me to follow their rules.		.802		
My parents let me know what they want from me, and I will be punished if I don’t meet their expectations.		.761		
My Parents get upset if I try to disagree with them.		.751		
My parents always tell me what they want me to do and how to do it.		.687		
My parents do not allow me to question any decisions they make.		.594		
I feel like I raise myself more than my parents do.			.827	
My parents never have the time to talk to me.			.799	
I have no idea what my parents expect me to do			.730	
My parents allow me to decide most things for myself without lots of guidance from them.				.723
My parents allow me to form my point of view on family matters and I will decide myself.				.663
My parents do not feel I need to follow rules and regulations simply because someone in authority has set them up				.657
My parents rarely give me expectations and guidelines for my behavior.				.650

Table 6: Rotated Factor Matrix
 Extraction Method: Principal Component Analysis.
 Rotation Method: Varimax with Kaiser Normalization.

Table 7 answers one of the objectives of the study to identify and rank the factors that influence parental political orientation and voting behavior of IIUM students. The first factor shows the highest percentage of variance explained by 19.585% when it was

extracted. From this table, 19.585% of the variance is authoritative factor. This indicated that authoritative factor scored the highest value, followed by 17.80% of Authoritarian, 13.78% of Neglectful, and 12.55% of Permissive parenting style. Therefore, authoritative parenting styles is more likely associated with parents’ political orientation and students’ voting behavior.

Factor	Name	Percentage of Variance
1	Authoritative	19.585
2	Authoritarian	17.804
3	Neglectful/rejecting	13.783
4	Permissive	12.553

Table 7: Name of New Factors with the Percentage of Variance

9.3 Factor Analysis – Parental Political Orientation

The same technique, factor analysis was computed among variables to find out the significant relationship of parental political orientation with four parenting typologies. The value of Bartlett’s test of Sphericity is significant (p=0.000) and the Kaiser-Meyer-Olkin value is 0.806.

In reference to suggestion by Coakes and Ong (2011), factorability exists whenever Bartlett’s Test of Sphericity is significant (p<0.001) and Kaiser-Meyer-Olkin measure is greater than 0.6. Due to this reason, factor analysis is the suitable technique and continued to be used to test the relationship of parenting styles with parental political orientation.

Kaiser-Meyer-Olkin Measure of Sampling Adequacy		.806
Bartlett's Test of Sphericity	Approx. Chi-Square	783.037
	Df	55
	Sig.	.000

Table 8: KMO and Bartlett’s Test

Table 9 represents the total variance explained at two stages for parental political orientation. Two factors were extracted because their eigenvalues are greater than 1. Figure 2 shows the scree plot for the factor analysis. By using the Catell’s (1966) scree test, it is decided to retain two components for further investigation. As can be seen in Figure 2, there are two numbers of factors that are greater than 1. This is consistent with the result in Table 9 that shows the two factors that can be extracted using the Principal Component Analysis method. Overall, two factors are extracted, and then 54.723 percent of the variance would be explained.

Factor	Rotation Sums of Squared Loadings		
	Total	% of Variance	Cumulative %
1	3.406	30.966	30.966
2	2.613	23.756	54.723

Table 9: The Total Variance Explained
Extraction Method: Principal Component Analysis.



Figure 2: Scree Plot

In this rotated factor matrix, there are factor loadings that must be selected. The results show that there are two new factors that are successfully constructed using factor analysis (Principal Component Analysis). These two new factors are the factors influencing parental political orientation. There are 11 items that belong to these two factors.

According to Tabachnick and Fidell (2001) factor that loadings 0.32 and below is considered less good. While, variable with factor loadings equal 0.32 to 0.45 is considered average. So, the study removes items with loading less than 0.45.

To identify which items belong to what factor, the study performs the Varimax Rotation Method with Kaiser Normalization. After performing this method, Factor 1 comprised of seven items with factor loadings ranging from 0.644 to 0.749. The last factor that loadings ranging from 0.702 to 0.788 are belong to Factor 2. Those items are listed below in Table 10.

	Component	
	1	2
My parents describe each politician background and his/her contributions to society.	.749	
My parent decide for me which political party is the best	.718	
My parents express their satisfaction and dissatisfaction towards government	.683	
My parents always ask me if I have registered for the election.	.679	
My parents always discuss about politics in the car	.667	
My parents regularly go to political campaigns and insist me to come along with them	.657	
My parents always want to know which political party I am supporting.	.644	
My parents do not even know what political system we are adopting		.788
I never had chance to talk to my parents, so I do not know what they think about of government policies		.787
My parents never vote for election.		.727
My parents scold me if I talk about politician whom they in favor of		.702

Table 10: Rotated Factor Matrix
 Extraction Method: Principal Component Analysis.
 Rotation Method: Varimax with Kaiser Normalization.

Table 11 corresponds to one of the objectives of the study to identify and rank the factors of parental political orientation and also to find out which factor is prevalent among parents. The first factor shows the highest percentage of variance explained with 30.966% when variables were extracted. From this table, 30.966% of the variance would be explained for *Dogmatic* factor. Hence, *Dogmatic* factor was commonly to be found among parents of respondents followed by 23.756% of *Distant* parental political orientation.

Factor	Name	Percentage of Variance
1	Dogmatic	30.966
2	Distant	23.756

Table 11: Name of New Factors with the Percentage of Variance

10. Relationship between Parenting style and Parent Political Orientation:

Multiple regression analysis was employed in the evidence of research involves a single dependent variable related with two or more independent variables. Hair et al. (1998) posited that the objective of multiple regression analysis is to predict and explain the changes in dependent variable due to the changes in the independent variables. In this case, multiple regression analysis was employed because it enables the researcher to predict future (outcomes) based on values of predictive variables (Field, 2000).

This study used multiple regression analysis to explore the relationship between the four independent variables and the dependent variable which is *Dogmatic*. This particular test involves all the four factors that have been extracted from factor analysis technique in table 7 as the independent variables.

In other words, the multiple regression analysis is conducted to test the independent variables which are identified as authoritarian, authoritative, neglectful and permissive. Correspondingly, the dependent variable in this case is “Dogmatic” parental political orientation. The model can be denoted as follows;

$$Y_i = \beta_0 + \beta_1 E_i + \beta_2 T_i + \beta_3 S_i + \beta_4 C_i + \epsilon_i$$

where:

Y_i :Dogmatic.

E_i : Authoritative

T_i : Authoritarian

S_i : Neglectful

C_i : Permissive

10.1. Overall Fit

Multiple regression analysis is performed to see how the independent variables can predict parental political orientation. The result reveals the combination of the independent variables significantly associated with parental political orientation. ($F(4, 215) = 3.185, p < .05$). The results as shown in Table 12, shows approximately 6% of the variance in parental political orientation is accounted for by the four independent variables, which are the authoritative, authoritarian, neglectful and permissive parenting practices.

Model	R	R Square	Change Statistics			
			F Change	df1	df2	Sig. F Change
1	.237	.056	3.185	4	215	.014

Table 12: Regression Analysis – Goodness of fit

10.2. Interpretation of the Results

The purpose of this study is to discover the relationship between each individual predictive variable and the dependent variable. Table 13 presents the beta weight and statistical significance of the model. Based on the results of the beta weight, only one out of four predictive variables was proved to have significant relationship with parental political orientation that is authoritarian factor $B = .212$ ($p = 0.002$). In contrast, authoritative factor $B = .083$ ($p = 0.210$), neglectful $B = .042$ ($p = 0.524$) and permissive. $B = -.049$ ($p = .461$) were found to have negative relationship with parental political orientation. From the test, it is clearly shown that authoritarian parents are found to be “Dogmatic” and more likely to encourage ideas on politics to their children.

Variables	B	SE B	β	t	p
(constant)	.003	.066		.047	.963
Authoritative factor	.084	.067	.083	1.257	.210
Authoritarian factor	.214	.067	.212	3.196	.002
Neglectful factor	.042	.066	.042	.638	.524
Permissive factor	-.050	.067	-.049	-7.39	.461

Table 13: Result of regression analysis

11. Students Attitude towards Election and Parenting Style

In this section, the study uses Mann-Whitney Test to determine whether there is a statistically significant difference between attitudes toward voting with parenting styles. Table 14 presents the results of non-parametric test using Mann-Whitney Test for the four extracted factors that influence voting behavior. The table shows that there are significant mean differences between attitude towards election for authoritative ($Z = -5.166, p < 0.10, p = 0.000$) and neglectful, ($Z = -1.724, p < 0.10, p = 0.085$). The result however shows that there is no significant mean difference in students' attitudes toward election between authoritarian and permissive parentings ($p > 0.10$). In addition, this can be concluded that high representation in election is more likely contributed by young adults of authoritative parents compared to young adults of neglectful parents.

Factor	Z	Asymp. Sig. (2-tailed)
Factor 1 Authoritative	-5.166	0.000
Factor 2 Authoritarian	-0.730	0.465
Factor 3 Neglectful	-1.724	0.085
Factor 4 Permissive	-0.622	0.534

Table 14: Relationship between voting attitudes with factor analysis

Table 15 presents the mean rank among attitude towards election for authoritative and neglectful parenting typologies. From this test, results show authoritative parenting to have significant effects on active participation of young adults for voting. In contrast, neglectful parenting was found to be the precursor contributes to abstention in election among young adults. Based on Table 15, the result also confirms that authoritative and neglectful are prevalent parenting styles that proven in shaping young adults' voting behaviors in election.

	TwoStep Cluster Number	Mean Rank
Factor 1 Authoritative	Abstention	95.07
	Active participation	140.79
Factor 3 Neglectful.	Abstention	120.32
	Active participation	105.06

Table 15: Mean rank among attitudes toward election between Authoritative and Neglectful parenting styles

14. Discussion and Conclusion

Overall, the present study measures the degree of correlation between parenting styles with parental political orientation and voting behavior of 239 respondents. Using Baumrind's Parental Authority test, four parenting typologies were empirically derived from data obtained and there are authoritative, authoritarian, neglectful and permissive. According to the result, authoritative parenting was found to be the most prevalent among respondents 19.585%, and least significant parenting style found among parents of respondents is permissive parenting style 12.553%.

The study also employed the same technique to examine the level of significance of parental political orientation among parents whereby result illustrates "Dogmatic parental political orientation" scored higher percentage 30.966%, in contrast to "Distant parental political orientation" only 23.756%. Hence, what was gathered from this research is that, majority of respondents' parents are more likely to engage actively in political activities, election, and campaigns. In addition, the result also signified that there is a positive involvement in disseminating information and knowledge on politics to their offspring among Dogmatic parents. This study also examines 12 items on voting behavior using two-step cluster which indicates that the first group belongs to "active participation" while the other group implies "abstention" in voting among respondents.

Multiple regression analysis used to explore the predictability among variables, at least 6% of variance in parental political orientation was found to have significant associated with independent variables that are authoritative, authoritarian, neglectful, and permissive parenting styles. Out of four independent variables, beta weight test revealed only one predictive variable is positively correlated with "Dogmatism parental political orientation" as oppose to "Distant parental political orientation". It is therefore that, there are high probabilities of authoritarian parents are more likely to result in positive involvement in politics. The latter findings in Man Whitney nevertheless, confirmed high turnout for voting are closely associated with authoritative parents not authoritarian. The results of this study coincide with previous studies used typologies has yielded a consistent result whereby authoritative parenting enhances successful behavioral outcomes among their children (Baumrind 1971, 1989).

In reference to this study, the present study would put forward several recommendations that could enrich future research and literature in regard to political orientation and voting behavior in psychology and political science fields. Foremost, it is hope that future research should be directed at implementation and awareness programs focusing on the importance of parenting temperaments among parents which then could enhance positive outcomes in young adults. Moreover, given the current scenario triggering low turnout voting behavior and abstention in election among young adults should also be further explored to uncover other possible predictors that could be personal traits with parenting styles which could be then applied and further analyzed.

Based on the outcomes of this study, it can be concluded authoritative parenting has always been an ideal parenting style that leading to positive developmental outcomes (Zyromki, 2009). Authoritative parents are described as high on control and warmth which denote equality and positive degree on both warmth and control. This coincides with the concept of democracy that has been significantly identified with equality and fairness in characteristics (Verba, 2006). In brief, democracy represents equality of citizens before laws and representativeness in political decisions process. This thus, highlights the positive relationship between young adults of authoritative parents and turning out for voting in election.

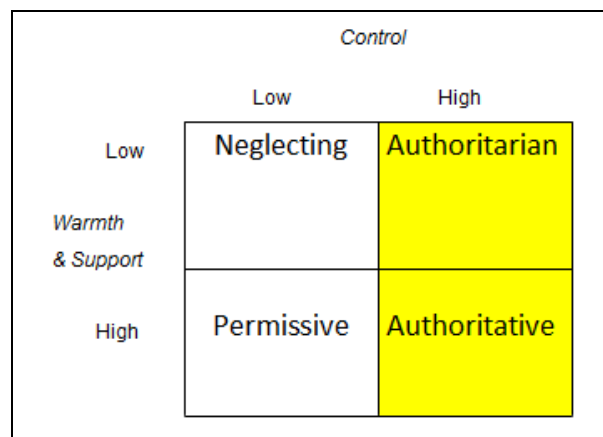


Figure 3

15. References

1. Allport, G. W. (1945). The psychology of participation. *Psychological Review*, 52, 117– 132.
2. Alwin, D. F., Cohen, R. L. & Newcomb, T. M. (1991). *Political attitudes over the life span: The Bennington women after fifty years*. Madison, WI: University of Wisconsin Press.
3. Atkin, C.K., (1981). Communication and Political Socialization. In D.D Nimmo, & K.R. Sanders, (Ed.), *Handbook of political communication*, pp.299-328. Beverly Hills: Sage.
4. Austin, E.B. Weintraub. (1989). Learning to put politics into context: Effects of family communication on adolescent' assessments of political news (Unpublished doctoral thesis). Stanford University, California, United States.
5. Baumrind, D. (1971). Current patterns of parental authority. *Developmental Psychology Monographs*, 4, 1-103
6. Baumrind, D. (1989). Rearing competent children. In W. Damon (Ed.), *Child development today and tomorrow*. San Francisco, CA: Jossey-Bass.

7. Caprara, G. Vittorio., Vecchione, Michele., Schwartz, S. H., (2012). Why people do not vote: The role of personal values. *European Psychologist*, 17(4), 266-278.
8. Catell, R. B. (1966). The scree test for number of factors. *Multivariate Behavioral Research*, 1, 245-276.
9. Chua, Y.P., (2009). *Statistik Penyelidikan Lanjutan Ujian Regresi, Analisis Faktor dan Ujian SEM*. McGraw-Hill Malaysia
10. Coakes, J. C., and Ong, C., (2011). *SPSS Version 18.0 for Windows Analysis Without Anguish*. 1st Edition. Dougall Street, Milton: John Wiley & Sons Australia, Ltd.
11. Field, A.(2000). *Discovering statistics using SPSS for Windows: Advanced techniques for the beginner*. London: Sage Publications.
12. Grusec, J. E., and Goodnow, J. J. (1994). Impact of parental discipline methods on the child's internalization of values: A reconceptualization of current points of view. *Developmental Psychology*, 30, 4-19.
13. Hair, J.F., Anderson, R.E., Tatham, R.L. and Black, W.C. (1998) *Multivariate Data Analysis*. 5th Edition. NJ: Simon and Schuster.
14. Janoff, Bulman.,C.Carnes.,Nate & Sheikh.,Sana (2012). Parenting and Politics: Exploring Early Moral Bases of Political Orientation. *Journal of Social and Political Psychology*.
15. Jennings, M. K. and Niemi, R. G. (1982). *Generations and politics*. Princeton, NJ: Princeton University Press.
16. Jennings, M. K. and Niemi., R. G. (1974). *Political character in adolescence*. Princeton, NJ: Princeton University Press.
17. Jennings, M. Kent, Laura Stoker, and Jake Bowers. (2009). Politics across Generations: Family Transmission Reexamined. *Journal of Politics*, 71, 3, 782-799.
18. Lakoff, George. (2009).*The political mind: A cognitive Scientist's guide to your brain and its politics*. London: Penguin Books Ltd.
19. Lakoff, G. (2002). *Moral politics. How liberals and conservative think*. Chicago, IL: The University of Chicago Press.
20. Krosnick, Jon A. (1988). The role of attitude importance in social evaluation: A study of policy preferences, presidential candidate evaluations, and voting behavior. *Journal of Personality and Social Psychology*, 55.
21. Kroz, M., Feder, G., Laue HB. V., Zerm, R., Reif, M., Girke, M., Matthes, H., Gutenbrunner, C., and Heckman, C. (2008). Validation of a questionnaire measuring the regulation of autonomic function. *BMC Complementary and Alternative Medicine*, 8, pp1-13.
22. Mattei, Franco, and Niemi, R.G. (1991). Unrealized partisans, realized Independents, and the intergenerational transmission of partisan identification. *Journal of Politics*, 53, 161-74
23. Miller, Richard B., and Jennifer Glass. (1989). Parent-child similarity across the life course. *Journal of Marriage and the Family*, 51, 4, 991-997
24. Mohd Salleh Abu and Zaidatun Tasir, (2001). *Pengenalan Kepada Analisis Data Berkomputer SPSS 10.0 for Windows*, Kuala Lumpur, Venton Publishing.
25. Murray,Gregg R.,and Mulvaney,Mathew K.(2012).Parenting styles, and the Transmission of Political Ideology and Partnership. *Journal of Politics & Policy*, 1-38.
26. Rahn, M. (2013). Factor analysis: A short introduction, part 1 [Web log message]. Retrieved from <http://www.theanalysisfactor.com/factor-analysis-1-introduction>
27. Sidanius, J. and Ekehammar, B. (1979). Political socialization: A multivariate analysis of Swedish political attitude and preference data. *European Journal of Social Psychology*, 9, 265-79.
28. Tabachnick, B. G., and Fidell, L. S. (2001). *Using Multivariate Statistics*. Fourth Edition. Allyn and Bacon, Boston.
29. Verba, Sydney. (2006). Fairness, Equality, and Democracy: Three Big Words. *Social Research Summer*,73,2, 499.
30. Voting Behavior in 2004 Election. (2004). Retrieved from <http://www.icpsr.umich.edu/icpsrweb/instructors/setup/voting/>
31. Westholm, A. (1999). The perceptual pathway: Tracing the mechanisms of political value transfer across generations. *Political Psychology*, 20, 525-52.