

Dynamic Channel Adaptation for AC Synchronized Powerline Channel

Kyong-Hoe Kim, Seong-Cheol Kim
 Institute of New Media and Communications
 School of Electrical Engineering and Computer Science
 Seoul National University, Seoul, Korea
 {khkim, sckim}@maxwell.snu.ac.kr

Abstract - Broadband Power Line Communications (PLC) technology allows the usage of electrical power supply networks for communications purposes, such as audio/video streaming and broadband internet access. The powerline has an inherent characteristic that is the cyclic variation of channel and noise with the phase of the AC line cycle. To achieve either high throughput or high robustness, we apply dynamic channel adaptation scheme that exploits the cyclic variation of powerline characteristics. In this paper, we introduce an expedient, dynamic channel adaptation which is robust against the short-time variation of the AC synchronized powerline channel and noise. We analyze the performance enhancement for the measured powerline channel and noise when the proposed adaptation scheme is applied to the Korean standard on high speed powerline communications. Analysis of the simulation result has shown that an average of 30% improvement in the throughput can be achieved by using AC line based adaptation.

1. Introduction

In recent years, broadband Power Line Communication (PLC) systems have drawn a huge amount of research interest to develop high performance, yet cost efficient, digital data transmission systems. Nowadays, broadband PLC systems are considered as an inexpensive and effective alternative to Digital Subscriber Line (DSL), cable and wireless technologies. However, powerline conductors were primarily designed for transmission of power at 50 or 60 Hz, not for communication purposes. Moreover, characteristic impedances of the powerline vary based on the conductor type as well as a function of frequency. One of the most inevitable phenomena in power line networks is impedance mismatch, which result in a multipath effect that often cause deep notches in certain frequency bands. Electrical appliances connected to the power line also significantly impact the PLC channel characteristics.

Unlike the other telecommunications channels, the powerline channel does not represent an Additive White Gaussian Noise (AWGN). Noises in the powerline can be classified mainly into two categories, namely the background noise and the impulsive noise. The background noise has a power spectral density which decreases with frequency, and is usually stationary over relatively longer periods, of seconds, minutes and sometimes even of some hours. Because of its

higher amplitudes, impulsive noise is considered the main cause of burst error occurrence in data transmission over the high frequencies of the powerline medium. One of interesting characteristics of the impulsive noise is its cyclic dependency on the phase of the underlying AC line cycle. This type of noise is often referred to periodic impulsive noise, synchronous to the main frequency [1].

The cyclic nature of noise in power line networks has been recently known by the scientific community. Authors in [2, 3] were among the first to characterize the noise in (0-500kHz) frequency band as 'cyclo-stationary'. The cyclo-stationary noise characteristics in the band from DC to 25MHz were investigated in [4]. On the other hand, the time-varying channel characteristics are also synchronized with the AC line cycle. Authors in [5] proposed a Linear Periodically Time Varying (LPTV) model as the PLC channel. Extensive channel characterization measurements presented in [6] show time-varying channel response synchronized with AC powerline. The frequency response of powerline channel alternates two different frequency responses according to the phase of the underlying AC line cycle.

Through the measurement results presented in the above literature, we can easily derive that the performance enhancements can be achieved by using a channel adaptation mechanism that exploits the cyclic variation in powerline channel and noise.

In this paper, we study the performance enhancement by using dynamic channel adaptation where the effect of the cyclic variation exists in both the channel characteristic and the noise figure. The Korean standard on high speed powerline communications published in 2006 [7] has no consideration about AC synchronized variation. We introduce an expedient, dynamic channel adaptation which is robust against the short-time variation of the AC synchronized powerline channel and noise. Eventually, we analyze the performance enhancement when the proposed adaptation scheme is applied to the Korean standard on high speed powerline communications.

The rest of the paper is structured as follows. Section 2 describes the measurement results which are used in the simulation. Dynamic channel adaptation scheme over cyclic channels is presented in Section 3. The system model used for the simulation is described in Section 4. In Section 5, the performance evaluation based on simulations for various scenarios is presented. Finally, the paper will be summarized in Section 6.

2. Channel and Noise Measurements

For this study, channel transfer functions and time domain noise captures spanning couples of 60 Hz AC line cycle were measured at a typical in-home powerline. Measurements were fulfilled only for the purpose of the simulation described in Section 5, and the modeling of the cyclo-stationary nature of the powerline channel and noise is beyond the scope of this paper.

First, channel transfer functions between 500 kHz to 30 MHz, that is a typical frequency band for broadband PLC, are measured by using a network analyzer, Agilent 4395A. It is hard to record time-domain measurement result of channel transfer function because the data acquisition time from the network analyzer to a PC via a GPIB port is not fast to measure every phase of AC line cycle. But, it was easily observed that the channel transfer function shown from a monitor of the network analyzer alternates between two frequency responses very quickly. This phenomenon is very similar to the measurement result of preceding research in [6]. So, we decided to use snapshots of alternating channel transfer functions for the simulation. Two snapshots of alternating channel transfer functions referred to Channel State 1 (CS1) and Channel State 2 (CS2) are illustrated in Figure 1.

Second, time domain noise was measured by using a digital storage oscilloscope, Agilent MS6104A. Time domain noise was sampled at 40 M samples/sec spanning couples of 60 Hz AC line cycle. The measurement result illustrated in Figure 2 shows that the powerline noise characteristics vary as a function of one or a half AC line cycle (60/120 Hz). As the noise power varies with the phase of the underlying AC line cycle, a SNR at the receiver also varies with the AC line cycle.

From these results, one can deduce that the channel adaptation for periodically time varying PLC channels should optimize the system performance. The proposed dynamic channel adaptation scheme over cyclic channels is presented in the following section.

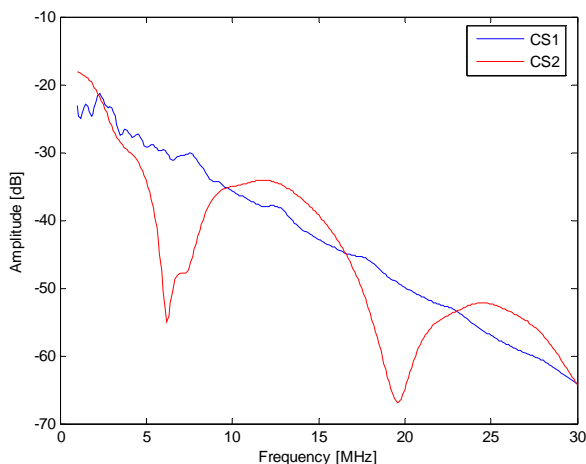


Figure 1: Snapshots of the measured channel transfer function

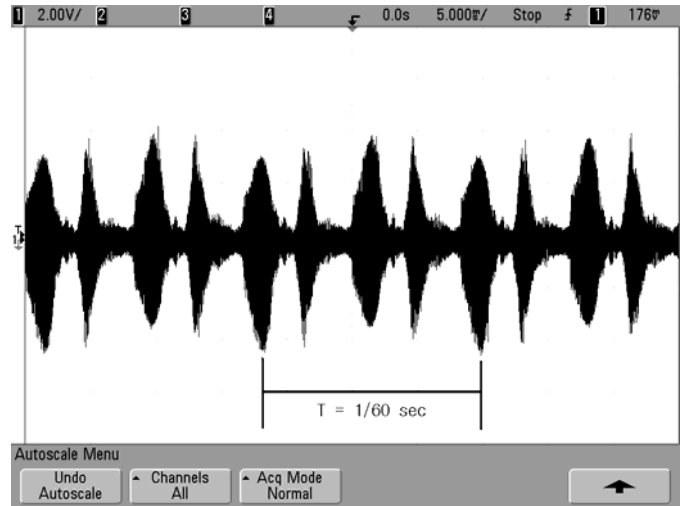


Figure 2: Measured time domain noise figure

3. Channel Adaptation

To overcome unfavorable channel properties of powerline transmission medium, most of broadband PLC systems in these days have to adopt efficient multi-carrier modulation techniques such as Orthogonal Frequency Division Multiplexing (OFDM). Channel adaptation in these PLC systems enables fine tuning of the PHY parameters to optimize the system performance. Channel adaptation is mainly accomplished by Adaptive Modulation Coding (AMC) using bit-loading algorithms. Therefore, the PHY parameters mentioned above include modulation scheme, transmitting power distribution, and coding rate, etc.

For periodically time-varying PLC channels, channel adaptation should also determine the dependency of the PHY parameters on the phase of the AC line cycle. One simple method to fulfill the channel adaptation is by dividing the AC line cycle into multiple temporal windows and determining the PHY parameters independently for each window.

Note that there is an important trade-off between the number of windows and the system performance. As the number of windows increases, a finer adaptation to temporal periodic channel characteristics can be obtained. So, this enhances the system performance. However, this also increases the complexity of the system. A larger number of windows require the transmitter and receiver to determine and maintain a larger set of PHY parameters and to apply them with higher accuracy within the AC line cycle. The bandwidth and memory requirements for generation, storing and exchanging the PHY parameters can be massively expensive. So, it is important to determine the appropriate number of windows according to the system capacity.

To learn and adapt the cyclic variation of the powerline channel and noise, we propose the channel adaptation process described in the following steps.

1. For the whole AC line cycle (16.66 ms) or more, the receiver scans the powerline channel by using sounding preamble sent by the transmitter.

2. The receiver writes Tone Maps which is calculated according to the bit-loading algorithm and used for each pre-defined temporal window. A Tone Map includes the PHY parameters of each subcarrier. Tone Maps are sent to the transmitter via a feedback channel.
3. The transmitter assigns the PHY parameter such as modulation scheme, transmitting power, and coding rate to each subcarrier for pre-defined temporal window. Then, the transmitter generates and sends AC line cycle adapted signals which suit assigned Tone Maps for each pre-defined temporal window.
4. If the Tone Map is deemed to be invalid (for example, due to high frame error rates), the receiver may provide a new Tone Map to replace the existing Tone Map or request to process the channel sounding (that is, back to the step 1) again.

4. System Model

To investigate the channel adaptation scheme proposed in Section 3, we introduce broadband hi speed PLC system based on the Korean standard [7]. The PHY specification of the standard defines Discrete Multi-Tone (DMT) as a modulation scheme. DMT is an application of OFDM for a wired channel with efficient bit-loading techniques. The basic idea of DMT is to divide the available bandwidth into a fixed number of N parallel, independent, and equally spaced subchannels. A detailed description of the PHY specification is shown in Table 1.

First we divide the 60 Hz AC line cycle into 8 equally separated windows. Therefore, there are about 37 DMT symbols in each window. In each window, the receiver calculates a Tone Map according to the bit-loading algorithm. The Tone Map can be derived from the averaged value of the channel characteristics within the window. The bit-loading algorithm and LDPC codes used in this simulation is described well in our previous work [8]. The rest of the process is followed as the proposed channel adaptation scheme described in Section 3.

We deal with another scenario for the performance comparison. The system in this scenario is the same as the proposed system except that there is only a single Tone Map for the transmitter and the receiver. For the calculation of the Tone Map, the receiver randomly captures any phase of AC line cycle at each a simulation run. That means there is no consideration about the channel adaptation for periodically time-varying PLC system within AC line cycle (i.e., no AC line cycle based adaptation).

Bandwidth	2 ~ 28 MHz
Tone Separation	24.4141 kHz
Sampling Frequency	62.5 MHz
IFFT Interval	2560 samples, 40.96 μ sec
Cyclic Prefix Interval	892 samples, 14.272 μ sec
Tone Modulation	BPSK, 4-QAM, 16-QAM, 64-QAM, 256-QAM, 1024-QAM

Table 1: PHY specification of the Korean PLC standard

5. Simulation Results

In this section, the performance of the proposed system is compared to the system which don't use AC line cycle based adaptation. It is expressed both in terms of throughput (bit rate) and BER derived by simulations under the assumptions of AC synchronized powerline channel and noise.

Measured channel transfer functions and time domain noise figure described in Section 2 is used for the simulation. It is assumed that the channel transfer function is 'CS1' in 70% of AC cycle and 'CS2' in the residual 30% of AC line cycle. The transmitter and the receiver model in this simulation based on the system model described in Section 4. The following conditions have been assumed in the simulation:

- Ideal synchronization at the receiver;
- The calculated Tone Map(s) is/are totally known both at the transmitter and the receiver;

Figure 3 shows the effect due to the channel adaptation. As the value of the SNR increases, BER of the proposed system decreases faster than the BER of the 'No channel adaptation' scenario. It is notable that the performance suffers when there is no AC line cycle based adaptation.

Figure 4 describes the throughput when the BER is fixed to 10^{-5} . Obviously, the throughput increases as the value of SNR increases. From the graph, we can observe that AC line cycle based adaptation provide an average of 30% improvement in the throughput.

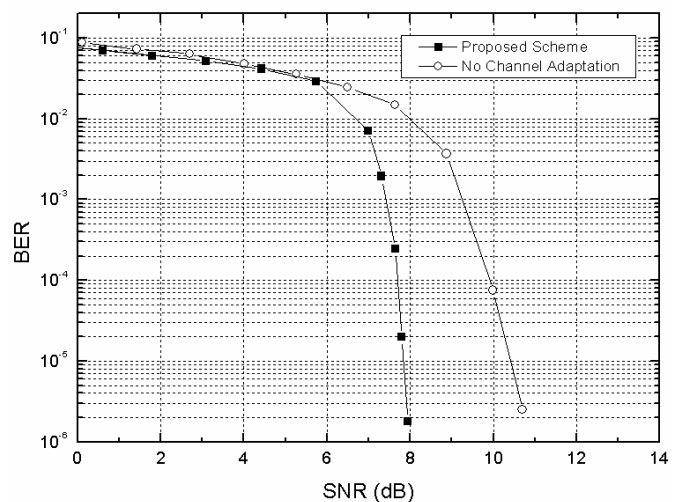


Figure 3: BER

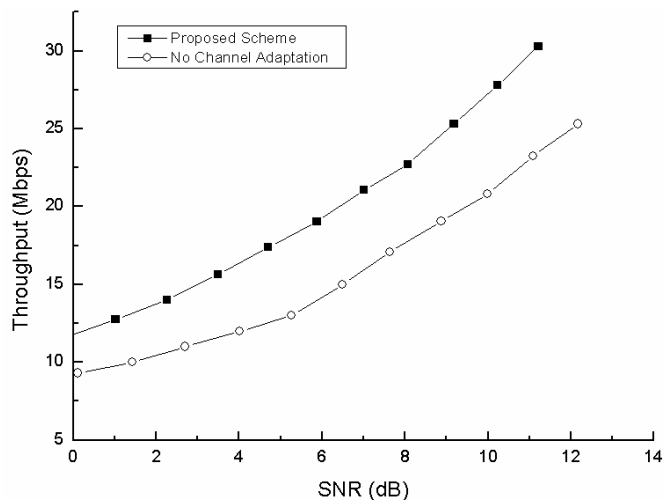


Figure 4: Throughput

6. Conclusions

In this paper, we investigated the performance enhancement that can be achieved by using a channel adaptation mechanism that is synchronized to the AC line cycle. From the measurement, we can confirm that the power line channel alternates two frequency responses within AC line cycle. Measured powerline noise characteristics are also cyclo-stationary and synchronized with AC powerline. To learn and adapt the cyclic variation of the powerline channel and noise, we propose the channel adaptation process. Analysis of the simulation result for the system based on the Korean powerline standard has shown that an average of 30% improvement in the throughput can be achieved by using AC line based adaptation. Further research incorporating a larger number of channels, as well as taking into account both the frequency response and noise power variation with the AC line cycle, would help to fully understand the potential performance gains offered by the use of line cycle based adaptation in PLC systems.

Acknowledgments

This work is supported by UPLC Power IT project.

References

1. M. Zimmermann and K. Dostert, "Analysis and Modeling of Impulsive Noise in Broad-band Powerline Communications," *IEEE Trans. Electromagn. Compat.*, vol. 44, no. 1, pp. 249-258, Feb. 2002.
2. O. Ohno, M. Katayama, T. Yamazato and A. Ogawa, "A Simple model of cyclo-stationary powerline noise for communication systems," *Proc. of the IEEE International Symposium on Power Line Communications and its Applications*, Tokyo, Japan, Mar. 1998, pp. 115-122.
3. M. Katayama, S. Itou, T. Yamazato, and A. Ogawa, "Modeling of cyclostationary and frequency dependent powerline channels for communications," *Proc. of the IEEE International Symposium on Power Line*

Communications and its Application, Limerick, Ireland, Apr. 2000, pp.123-127.

4. Y. Hirayama, H. Okada, T. Yamazato, M. Katayama, "Noise Analysis on Wide Band PLC with High Sampling Rate and Long Observation Time," *Proc. of the IEEE International Symposium on Power Line Communications and its Application*, Kyoto, Japan, Mar. 2003, pp. 142-147.
5. F.J. Canete, J.A. Cortes, L. Diez, J.T. Entrambassaguas, and J.L. Carmona, "Fundamentals of the Cyclic Short-Time Variation of Indoor Powerline Channels," *Proc. of the IEEE International Symposium on Power Line Communications and its Application*, Vancouver, Canada, Apr. 2005, pp. 157-161.
6. D. Umehara, T. Hayasaki, S. Denno, and M. Morikura, "The Influence of Time-varying Channels Synchronized with Commercial Power Supply on PLC Equipments," *Proc. of the IEEE International Symposium on Power Line Communications and its Application*, Jeju, Korea, Apr. 2008, pp. 30-35.
7. Korean Standard Association, KS X 4600-1: 2006, Information technology – Telecommunications and information exchange between systems – Power Line Communications(PLC) – High speed PLC Medium Access Control(MAC) and Physical Layer(PHY) – Part 1 : General requirement, May 2006.
8. K. H. Kim, and S. C. Kim, "Performance analysis of LDPC coded systems with bit-loading algorithms for powerline channel," *Proc. of the IEEE International Symposium on Power Line Communications and its Application*, Pisa, Italy, Mar. 2007, pp. 234-239.