

Supplementary data for the article:

Grbović, G.; Malev, O.; Dolenc, D.; Klobučar, R. S.; Cvetković, Z.; Cvetković, B.; Jovančićević, B.; Trebše, P. Synthesis, Characterisation and Aquatic Ecotoxicity of the UV Filter Hexyl 2-(4-Diethylamino-2-Hydroxybenzoyl)Benzoate (DHHB) and Its Chlorinated by-Products. *Environmental Chemistry* **2016**, *13* (1), 119–126.  
<https://doi.org/10.1071/EN15013>

**Supplementary material**

**Synthesis, characterisation and aquatic ecotoxicity of the UV filter hexyl  
2-(4-diethylamino-2-hydroxybenzoyl)benzoate (DHHB) and its chlorinated by-products**

*Gorica Grbović,<sup>A</sup> Olga Malev,<sup>B,C</sup> Darko Dolenc,<sup>D</sup> Roberta Sauerborn Klobučar,<sup>E</sup> Želimira Cvetković,<sup>F</sup>  
Bruno Cvetković,<sup>F</sup> Branimir Jovančičević<sup>H</sup> and Polonca Trebše<sup>C,G,I</sup>*

<sup>A</sup>Center for Chemistry, Institute of Chemistry, Technology and Metallurgy (ICTM),  
University of Belgrade, Njegoševa 12, RS-11000 Belgrade, Serbia.

<sup>B</sup>Clinical Research Department, Children's Hospital Srebrnjak, Srebrnjak 100,  
HR-10000 Zagreb, Croatia.

<sup>C</sup>Laboratory Nova Gorica, Laboratory for Environmental Research,  
University of Nova Gorica, SI-5000 Nova Gorica, Slovenia.

<sup>D</sup>Faculty of Chemistry and Chemical Technology, University of Ljubljana,  
Večna pot 113, SI-1000 Ljubljana, Slovenia.

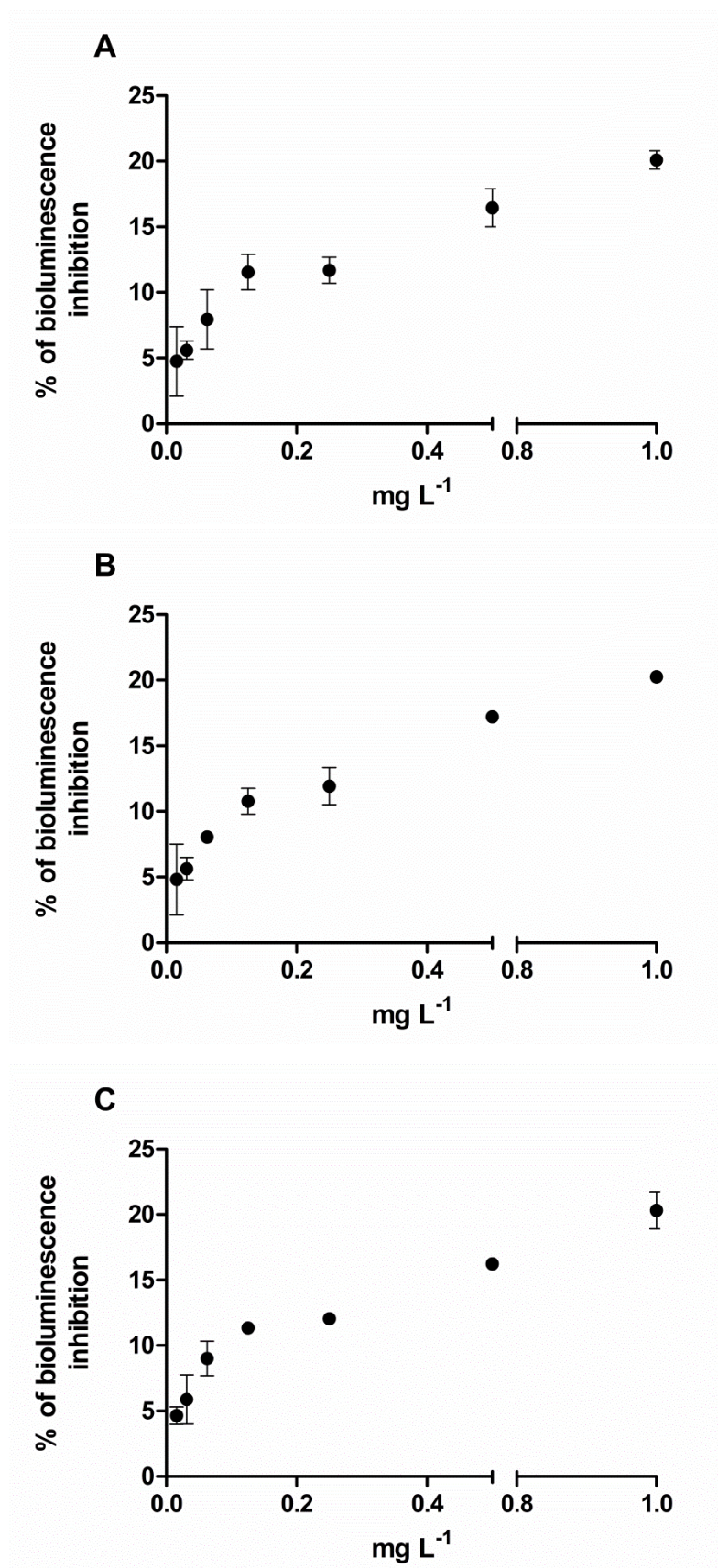
<sup>E</sup>Division of Materials Chemistry, Ruđer Bošković Institute,  
HR-10000 Zagreb, Croatia.

<sup>F</sup>Institute of Public Health 'Dr Andrija Štampar', HR-10000 Zagreb, Croatia.

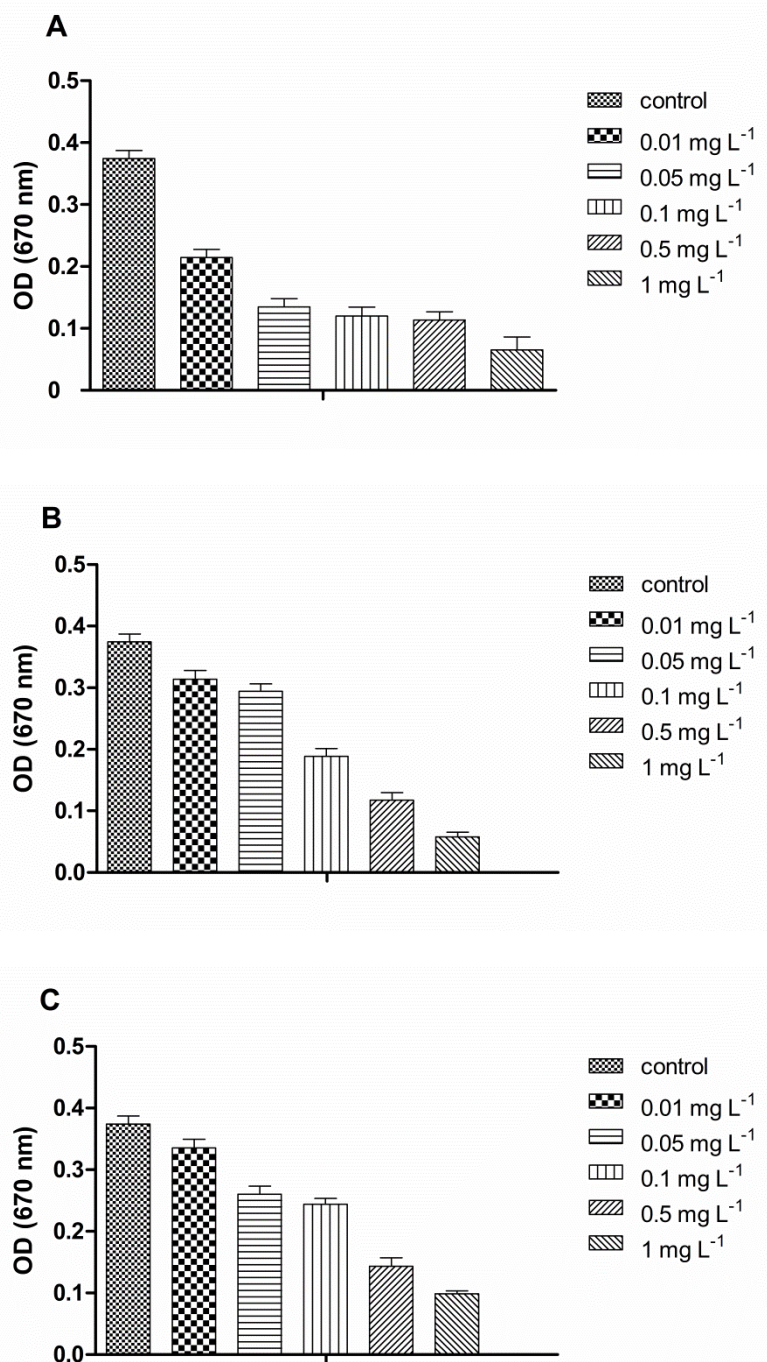
<sup>G</sup>Faculty of Health Sciences, University of Ljubljana, Zdravstvena pot 5,  
SI-1000 Ljubljana, Slovenia.

<sup>H</sup> Faculty of Chemistry, University of Belgrade, Studentski trg 12–16,  
RS-11000 Belgrade, Serbia.

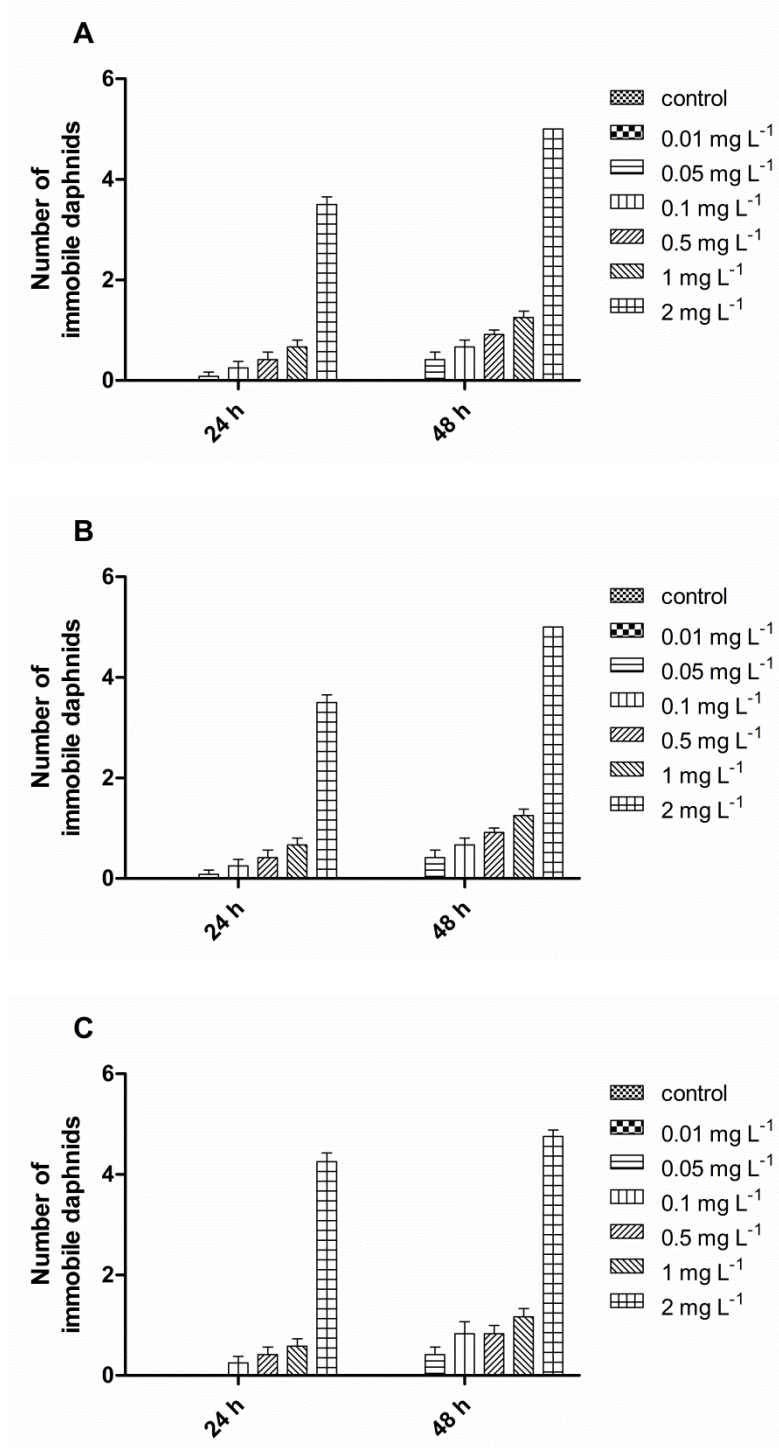
<sup>I</sup>Corresponding author. Email: polonca.trebse@zf.uni-lj.si



**Fig. S1.** The bioluminescence inhibition of *Vibrio fischeri* after exposure to (a) DHHB; (b) 3-chloro DHHB; (c) 5-chloro DHHB. Black circles represent the mean values and whiskers represent standard deviation.



**Fig. S2.** Optical density (OD) expressed as an inhibition of the algal growth, exposed to (a) DHHB; (b) 3-chloro DHHB; (c) 5-chloro DHHB, relative to the control.



**Fig. S3.** Number of immobile daphnids recorded after 24- and 48-h exposure to (a) DHHB; (b) 3-chloro DHHB; (c) 5-chloro DHHB.