

University of Texas Rio Grande Valley

ScholarWorks @ UTRGV

Information Systems Faculty Publications and Presentations

Robert C. Vackar College of Business & Entrepreneurship

11-2018

Mobile social media in inter-organizational projects: Aligning tool, task and team for virtual collaboration effectiveness

Yali Zhang

Northwestern Polytechnical University

Jun Sun

The University of Texas Rio Grande Valley, jun.sun@utrgv.edu

Zhaojun Yang

Xidian University

Ying Wang

University of Texas Rio Grande Valley, ying.wang01@utrgv.edu

Follow this and additional works at: https://scholarworks.utrgv.edu/is_fac



Part of the [Business Administration, Management, and Operations Commons](#), and the [Technology and Innovation Commons](#)

Recommended Citation

Zhang, Yali; Sun, Jun; Yang, Zhaojun; and Wang, Ying, "Mobile social media in inter-organizational projects: Aligning tool, task and team for virtual collaboration effectiveness" (2018). *Information Systems Faculty Publications and Presentations*. 9.

https://scholarworks.utrgv.edu/is_fac/9

This Article is brought to you for free and open access by the Robert C. Vackar College of Business & Entrepreneurship at ScholarWorks @ UTRGV. It has been accepted for inclusion in Information Systems Faculty Publications and Presentations by an authorized administrator of ScholarWorks @ UTRGV. For more information, please contact justin.white@utrgv.edu, william.flores01@utrgv.edu.

Mobile Social Media in Inter-organizational Projects:

Aligning Tool, Task and Team for Virtual Collaboration Effectiveness

Yali Zhang ^{a,*}, Jun Sun ^b, Zhaojun Yang ^c, Ying Wang ^b

^a School of Management, Northwestern Polytechnical University, Xi'an, Shaanxi, China

^b University of Texas Rio Grande Valley, Brownsville-Edinburg-Harlingen, TX, USA

^c Xidian University, Xi'an, Shaanxi, China

Abstract

Inter-organizational projects face unique challenges and opportunities due to team diversities and task complexity. Mobile social media like WhatsApp and WeChat emerge as new-generation collaboration tools in such endeavors. Based on a literature review, this study posits that how well team-tool, task-tool and team-task relationships are handled shape virtual collaboration effectiveness. The conceptual framework, validated with the interviews from inter-organizational project team members in China and the USA, leads to a research model. The results of a larger-scale survey confirm that tool usability, task fit and team connectivity contribute to virtual collaboration effectiveness, which affects project management success and team appreciation. In addition, there are noticeable cross-country differences, especially the opposite moderating effects that degree of use imposes on the relationship between virtual collaboration effectiveness and project management success. Theoretical and practical implications of the findings are discussed.

Keywords: mobile social media, inter-organizational project, virtual collaboration effectiveness, tool usability, task fit, team connectivity, project management success.

The final version of this article is available online at: <https://doi.org/10.1016/j.ijproman.2018.09.003>

1. Introduction

Social media websites like Facebook not only revolutionize the way how people communicate with each other in their social lives but also bring about profound changes in workplace collaboration (Ou et al., 2013). Based on smartphone technology, mobile social media further provide a ubiquitous communication environment that enables people to stay connected and keep updated anytime and anywhere (Bingham and Conner, 2015). This form of computer-mediated communication undergoes an explosive growth with the success of WeChat and WhatsApp, each of which reached the milestone of one billion active users in 2016 (Sutikno et al., 2016; Tencent, 2016). Such mobile applications allow people to form groups and interact with each other in a real-time manner (e.g., group chat), and boost social coordination and presence awareness (Ling and Lai, 2016; Wang and Reani, 2017).

In today's competitive environment, most business projects are time-sensitive and cognitively demanding, and involve intensive communication among team members (Heerwagen et al., 2016). Through computer-mediated communication, employees are able to work with each other on project tasks beyond time and space constraints. For instance, the use of enterprise social media (ESM) and enterprise instant messaging (EIS) enhances the collaboration among co-workers in terms of job performance and satisfaction (Ajjan et al., 2014; Kwahk and Park, 2016; Robertson and Kee, 2017).

Supporting flexible group formation and coordination, mobile social media facilitates teamwork within as well as across organizational boundaries (Romero and Vernadat, 2016). Also known as multi-organizational, inter-firm or multi-firm projects, inter-organizational projects require team members from different organizations to work together to achieve

project success (Calamel et al., 2012; Jones and Lichtenstein, 2008; Leufkens and Noorderhaven, 2011; Ruuska et al., 2011; Söderlund, 2004; Sydow and Braun, 2018). In addition to formal team members, such projects may involve customers, suppliers and other stakeholders at different places in virtual teams through computer-mediated communication (Bhatti and Ahsan, 2017; Ehsan et al., 2008).

Compared with internal projects, inter-organizational projects encounter bigger challenges in terms of psychological connectedness among team members and knowledge sharing for task accomplishment (Alsharo et al., 2017; Mukherjee et al., 2012). Mobile social media provide unique technological capabilities for users to overcome such social and informational barriers in cross-organization collaboration (Wang et al., 2016). Therefore, people naturally and spontaneously adopted WhatsApp, WeChat and similar platforms (e.g., Skype) in inter-organizational projects.

This phenomenon contrasts the use of organization-sponsored collaboration tools (e.g., ESM and EIS) by employees in internal projects (Hung et al., 2007; Osch et al., 2015). The extant research on how employees use given technologies for workplace coordination is insufficient to comprehend the emergence of mobile social media as new-generation collaboration tools for inter-organizational projects, which feature voluntary tool adoption, diversified team composition and complex task requirement. As an attempt to fill in the research gap, this study addresses the question of how to align tool, team and task in virtual collaboration for optimal project outcomes.

The remainder of this article is organized as follows. First, it reviews the literature on virtual collaboration and the team-tool, team-task and task-tool relationships involved. This

leads to the conceptualization of virtual collaboration effectiveness, which depends on tool usability, team connectivity and task fit. After a qualitative validation of the conceptual framework, hypothesized relationships in a research model are tested with survey observations. The findings are discussed in terms of theoretical and practical implications, followed by the conclusion.

2. Literature Review

Virtual collaboration pertains to the extensive use of technological channels for team members to work with each other for the accomplishment of project tasks (Peters and Manz, 2007). It occurs in a virtual team when face-to-face meetings are largely impossible as part or all of its members are physically dispersed (Wainfan and Davis, 2004). The challenge is even bigger for an inter-organizational project in which the tasks require the joint effort of team members from different organizations (Ahola, 2018). For cross-organizational task coordination, ad hoc team members adopt mobile social media as voluntary collaboration tools (Anders, 2016). In inter-organizational projects, therefore, task, team and tool have relatively large “degrees of freedom”, making their mutual alignment a prominent issue.

The stand-alone examination of three virtual collaboration elements is descriptive in nature (e.g., team composition, task complexity, and tool functionality), and it is the relationships among them that matter in terms of how well an inter-organizational project is carried out. Conceptual and case studies suggest that virtual collaboration outcomes depend on whether an appropriate collaboration tool is used to facilitate task accomplishment (i.e., task-tool relationship), how extensively team members adopt and utilize the collaboration tool (i.e., team-tool relationship), and how well team members coordinate with each other to work

on the tasks (i.e., team-task relationship) (Argote and Fahrenkopf, 2016; Quan-Haase et al., 2005). In different fields, researchers have developed theoretical frameworks that focus on the relationship between two elements at a time.

The task-technology fit model suggests that task performance and technology utilization are enhanced when technology characteristics match task characteristics (Goodhue and Thompson, 1995). Such an alignment between project task and collaboration tool, or *task fit*, captures the task-tool relationship in virtual collaboration. For an inter-organizational project, the main consideration in choosing a collaboration tool is how helpful it is to task accomplishment. Mobile social media are welcome for their capabilities to support multimodal and multimedia communications that facilitate task coordination and knowledge sharing across organizational boundaries (Ling and Lai, 2016).

Project team members are the end users of collaboration tools, and the team-tool relationship can be translated into how they adopt the technologies in working with each other. The well-known framework that deals with user adoption is the technology acceptance model (TAM), which predicts intention to use with perceived usefulness and perceived ease-of-use (Davis et al., 1989). Mobile social media like WhatsApp and WeChat have rich functionalities and intuitive user interfaces, which enhance their usage by team members in inter-organizational projects. Together, usefulness and ease-of-use pair into the utility function of usability: the former represents the benefit side in terms of performance expectancy and the latter represents the cost side in terms of effort expectancy (Abran et al., 2003; Venkatesh et al., 2003). Therefore, the team-tool relationship can be summarized with

tool usability, that is: how team members find a collaboration tool usable largely determines the extent to which they use it.

An inter-organizational project team is temporarily formed for particular project tasks (Bakker et al., 2011). The main managerial issue concerns how to organize employees from different organizations as well as other stakeholders like project sponsors, clients, suppliers and subcontractors into a cohesive virtual team to work on project tasks together (Sonnenwald, 2010; von Danwitz, 2018). Such group connections are pertinent to the concept of network externality, which suggests that the value of a social network depends on the number of participants (Strader et al., 2007). In a virtual team, members establish and maintain mutual connectivity that is essential for role clarity, communication norm and trust (Henderson et al., 2016; Maurer, 2010). Such social network relations are essential for the governance of complex projects when they involve employees from multiple organizations (Adami and Verschoore, 2018). Therefore, the team-task relationship can be captured with *team connectivity* that describes how well virtual team participants are connected for task coordination.

The tool, team and task elements of virtual collaboration correspond to the technology, people and process aspects of collaborative design and construction (Liu et al., 2017). Whereas multiple theoretical lenses suggest that whether any two elements are aligned or misaligned with each other largely draws a line between the success and failure of an endeavor, different frameworks focus on different outcomes, such as technology acceptance, social capital and work performance (Davis, 1989; Keller, 1994; Yuan and Gay, 2006). Similarly, researchers assess workplace social media impacts in terms of technology adoption

(Reychav et al., 2016; Shen et al., 2011), task performance (Bertolotti et al., 2015; Ehsan et al., 2008), and group dynamics (Ajjan et al., 2014; Ou and Davison, 2011; Ou et al., 2015).

To have a comprehensive understanding on how mobile social media affect virtual collaboration in inter-organizational projects, an appropriate dependent variable is needed to capture the effects of tool usability, team connectivity and task fit. The construct of information system effectiveness evaluates how helpful organizational systems (e.g., decision support systems) are to the tasks that they are designed for (Grover et al., 1996). Such technology-related effectiveness mainly concerns user experience and performance contribution (Chan et al., 1997; Melone, 1990). The team-tool, task-tool, and team-task relationships shape both experience and performance aspects of virtual collaboration. Rather than the commonly-used behavioral intention, therefore, the main dependent variable of this study is conceptualized on the basis of information system effectiveness.

3. Conceptual Framework

Virtual collaboration effectiveness refers to how well a project team utilizes a collaboration tool to facilitate task accomplishment. As shown in Figure 1, it indicates the overall alignment among team, task and tool in inter-organizational projects. The three paired relationships, team-tool, task-tool, and team-task, are captured by tool usability, task fit and team connectivity, respectively. Together, how well these relationships are handled shapes virtual collaboration effectiveness.

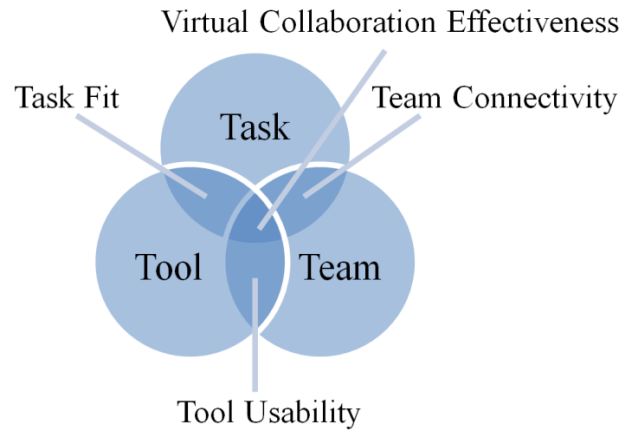


Figure 1. Formation of Virtual Collaboration Effectiveness

This study evaluated the conceptual framework of virtual collaboration effectiveness by interviewing people who had participated in inter-organizational projects. Altogether, 50 employees from various industries in China and the USA (25 each) were asked about their experiences in the most recent inter-organizational projects. Based on the responses, two co-authors categorized each sentence into the closest concept in the framework.

Krippendorff's alpha was used to assess inter-rater reliability (Hayes and Krippendorff, 2007).

The coefficient was 0.86, indicating that the counts were mostly consistent. This justified the calculation of average counts, as reported in Table 1.

Table 1. Interview Response Categorization

Category	Concept	Sentence Count (Percentage)	
		China	USA
Description	Tool	35 (10.1%)	49 (18.3%)
	Task	37 (10.5%)	48 (18.1%)
	Team	64 (18.4%)	61 (22.9%)
Perception	Tool Usability	73 (20.9%)	35 (13.0%)
	Task Fit	58 (16.7%)	23 (8.5%)
	Team Connectivity	47 (13.3%)	31 (11.3%)
	Virtual Collaboration Effectiveness	35 (10.1%)	21 (7.9%)
Approximate Description-Perception Ratio		2:3	3:2

Note: The percentage is calculated by dividing each count with the total number of sentences in the interviews from each country: 349 (description: 136 vs. perception: 213) for the China sample and 268 (description: 158 vs. perception: 110) for the USA sample.

There were two general categories of responses: description and perception.

Participants described inter-organizational projects in terms of tool, task and team, such as “We used WhatsApp for our project”, “the project lasted for three months”, and “the team comprised seven members from four organizations”. As for perceptive comments, they covered tool usability, task fit, team connectivity and virtual collaboration effectiveness, such as “I found WhatsApp extremely helpful for group communication”, “WeChat facilitated project progress through multimodal communication, such as text, voice, photo, and video”, “We all worked together towards the project and helped each other when needed”, and “Together, we planned tasks, assigned jobs, solved problems, and evaluated results through WeChat”.

There was a consistency in the concept frequency rankings between two countries. Within the description category, team was mentioned more than tool and task (which had similar percentages), reflecting the collaborative nature of inter-organizational projects. Within the perception category, tool usability and virtual collaboration effectiveness, at the two ends of experience directness, had the most and least counts. Such a hierarchy underscores how tool usability, task fit and team connectivity contribute to virtual collaboration effectiveness. Thus the interview results corroborate the conceptualization of virtual collaboration effectiveness based on the interplay among tool, task, and team.

Meanwhile, the participants in China gave more perceptive statements whereas those in the USA provided more descriptive accounts (as shown in Table 1, the description-perception ratios were about 2:3 and 3:2 respectively). A close look at the responses showed that all the 25 Chinese participants mentioned WeChat as the primary tool

used in inter-organizational projects supplemented by traditional telephone (11) and email (5), but there were more mentioned by the 25 American participants, including WhatsApp (15), Skype (9) and online meeting (e.g., GoToMeeting and Zoom) (8), supplemented by email (9), texting (8), and teleconference (3). The difference in the tools used is probably due to the fact that virtual collaboration has a longer history of development in the USA than in China, calling for a cross-country comparison in further empirical analyses.

4. Research Model and Hypotheses

The conceptual framework lays a foundation for the examination of the causal relationships associated with virtual collaboration effectiveness. Figure 2 shows a research model depicting how tool usability, task fit and team connectivity affect virtual collaboration effectiveness, which eventually impacts the success of inter-organizational projects. The two sides of tool usability, tool ease-of-use and tool usefulness, are closely associated with the user experience aspect of virtual collaboration effectiveness, whereas task fit and team connectivity mainly concern the performance contribution aspect. In addition to their direct effects on the dependent variable, task fit and team connectivity have indirect effects through the mediations of tool usability. A collaboration tool does not contribute to performance if team members stay away from it. Virtual collaboration effectiveness leads to the final outcomes in terms of project management success on the performance side and team appreciation on the experience side. Meanwhile, how strong each of the two relationships is depends on the degree of use as a moderator.

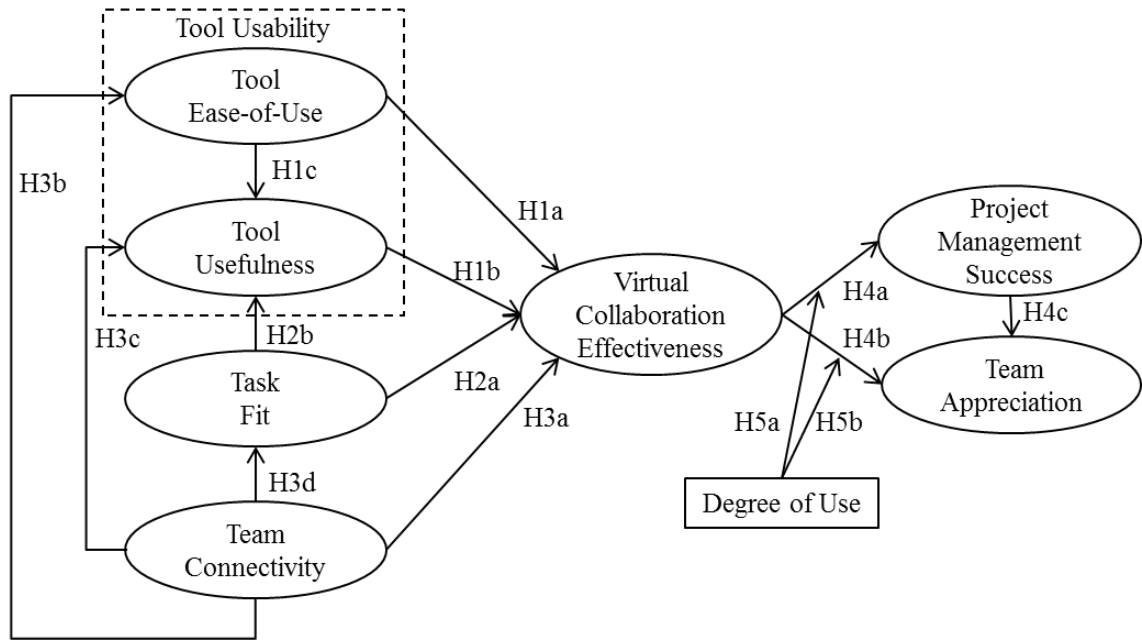


Figure 2. Research Model

Studies on user adoption of communication technologies suggest that their usability in terms of usefulness and ease-of-use affects user experience, such as satisfaction and attitude (Deng et al., 2010; Rouibah and Hamdy, 2009; Zhou and Lu, 2011). Mobile social media applications are handy to use, and they provide an accessible, seamless and ubiquitous environment for distributed team members to communicate with each other over physical, temporal and organizational obstacles (Ou et al., 2015; Reed and Knight, 2010). In the original technology acceptance model, perceived ease-of-use affects perceived usefulness (Davis et al., 1989). Therefore, tool ease-of-use is likely to have an additional indirect effect on virtual collaboration effectiveness through the mediation of tool usefulness.

H1a: Tool ease-of-use has a positive effect on virtual collaboration effectiveness.

H1b: Tool usefulness has a positive effect on virtual collaboration effectiveness.

H1c: Tool ease-of-use has a positive effect on tool usefulness.

In work-related communication, the same collaboration tool may have advantages and disadvantages under different circumstances (Quan-Haase and Young, 2010; Ramirez et

al., 2008). In an inter-organizational project, a proprietary system (e.g., ESM or EIS) is not as helpful as an open mobile application like WhatsApp or WeChat. From the perspective of task-technology fit, a technology needs to match a task so as to enhance user performance (Goodhue and Thompson, 1995; Lin, 2012). In the collaboration among virtual team members, such an alignment strengthens knowledge sharing (Aiken et al., 2013). Thus, task fit is likely to have a direct impact on virtual collaboration effectiveness from the performance contribution aspect. In addition, task fit may influence virtual collaboration effectiveness from the user experience aspect. In an inter-organizational project, the rich functionalities of mobile social media allow team members to share all kinds of information. When technical characteristics match task requirements, users are likely to perceive a technology useful (Dishaw and Strong, 1999). Through the mediation of tool usefulness, therefore, task fit is likely to have an indirect effect on virtual collaboration effectiveness as well.

H2a: Task fit has a positive effect on virtual collaboration effectiveness.

H2b: Task fit has a positive effect on tool usefulness.

Collaboration tools differ from other organizational systems as their value to users mainly comes from network externality associated with the number of connections that they have with each other (Belvaux, 2011; Lin and Lu, 2011). Mobile social media enable one-to-one, one-to-many and many-to-many communication and the exchange of all sorts of information, greatly strengthening the scope and depth of interactions in an inter-organizational project. Team members' connectivity with each other through such interactions directly affect their satisfaction and participation (Luo and Lee, 2015; Wei and Lu, 2014). Therefore, team connectivity is conducive to the performance contribution aspect

of virtual collaboration effectiveness. Through tool usability and task fit, team connectivity may also yield indirect influences. People's use of social media for inter-organizational processes is associated with the scale effect of network externality (Leonardi and Vaast, 2017). Users find a communication technology more helpful when the number of contacts increases (Zhou et al., 2015; Zhou and Lu, 2011). The more connected team members are, the more opportunities and resources are available for them to utilize tool functionalities and accomplish project tasks.

H3a: Team connectivity has a positive effect on virtual collaboration effectiveness.

H3b: Team connectivity has a positive effect on tool ease-of-use.

H3c: Team connectivity has a positive effect on tool usefulness.

H3d: Team connectivity has a positive effect on task fit.

The bottom-line question regarding virtual collaboration effectiveness is: does it matter to the outcomes of inter-organizational projects? On the performance side, researchers focus on the evaluation of project management success in terms of time, cost and scope/quality (De Wit, 1988; Nath et al., 2008). With effective virtual collaboration, an inter-organizational project is likely to be completed on schedule, within budget and according to specification. On the experience side, stakeholder gratification is another important criterion: a project is not a complete success if relevant people are unsatisfied (Müller and Turner, 2007; Westerveld, 2003). Among them, project managers and team members are in the right position to give their opinions as they have first-hand experiences from project execution (Davis, 2014). Therefore, team appreciation is the other direct consequence of virtual collaboration effectiveness. Together, project management success and

team appreciation provide objective and subjective evaluations of project outcomes (Westerveld, 2003). How well a project is accomplished in terms of time, cost and scope is likely to have an impact on team appreciation (Atkinson, 1999; Ko et al., 2011). For an inter-organizational project, in particular, team members are even happier if they meet major benchmarks despite all the challenges of virtual collaboration.

H4a: Virtual collaboration effectiveness has a positive effect on project management success.

H4b: Virtual collaboration effectiveness has a positive effect on team appreciation.

H4c: Project management success has a positive effect on team appreciation.

The strengths of aforementioned relationships largely rely on the intensity of virtual collaboration, which can be captured with degree of use: team members have more interactions with each other when they use a collaboration tool more frequently. Yet degree of use does not necessarily have a direct impact on team performance, which depends more on how a collaboration tool is used than the extent of usage (Malhotra and Majchrzak, 2014). Instead, it may moderate the relationships between virtual collaboration effectiveness and its consequences. The relationships are likely to become stronger at a higher degree of use, as active interactions are essential for virtual team functioning (Levi, 2015).

H5a: Degree of use moderates the relationship between virtual collaboration effectiveness and project management success.

H5b: Degree of use moderates the relationship between virtual collaboration effectiveness and team appreciation.

5. Methodology

5.1 Research Design

Survey observations were collected from the members of inter-organizational project teams in the USA and China to test the research model and make comparisons.

Questionnaires were distributed to the enrollees of from two executive MBA programs and one manager training center in China, and one online MBA program in the USA. Each participant was asked to answer the questions based on the experiences in the most recent inter-organizational project. To make sure that the individual recalled actual experiences, there were questions on project duration, team size and the primary collaboration tool used. If any answers were blank, the response was discarded. As project duration and team size are often used as the covariates of collaboration performances (Aga et al., 2016; Liu et al., 2011), they are controlled for the explanation of virtual collaboration effectiveness in this study.

5.2 Subjects

In total, there were 462 valid responses, 273 in China and 189 in the USA. Among the participants, 269 were males (58.2%) and 193 were females (41.8%). Most of them held operational positions (287, 62.1%), whereas the rest were managers (91, 19.7%), executives (35, 7.6%) and others (49, 10.6%). Non-response bias was assessed by comparing early and late responses, as late respondents are more similar to non-respondents than early ones (Armstrong and Overton, 1977). The *t*-test on each variable between the first 50 responses and last 50 responses in both samples did not find any significant differences at the 0.05 level, suggesting that non-response bias is not a big concern.

Table 2. Profiles of Inter-organizational Projects in the Samples

Characteristics	Frequency (Percentage)	
	China	USA
Project Duration		
Less than 0.5 year	120 (44.0%)	119 (63.0%)

0.5 but less than 1 year	70 (25.6%)	56 (29.6%)
1 but less than 2 years	49 (17.9%)	11 (5.8%)
2 but less than 3 years	16 (5.9%)	1 (0.5%)
More than 3 years	18 (6.6%)	2 (1.1%)
Team Size		
Less than 20	185 (67.8%)	29 (15.3%)
20 but less than 50	47 (17.2%)	145 (76.7%)
50 but less than 100	15 (5.5%)	14 (7.4%)
More than 100	26 (9.5%)	1 (0.5%)
Geographic Distribution		
Same city	146 (53.5%)	29 (15.3%)
Different cities in the same country	60 (22.0%)	78 (41.3%)
Different countries	67 (24.5%)	82 (43.4%)
Degree of Use		
Occasionally	58 (21.2%)	17 (9.0%)
Sometimes	76 (27.8%)	23 (12.2%)
Frequently	43 (15.8%)	66 (34.9%)
Usually	43 (15.8%)	34 (18.0%)
Always	53 (19.4%)	49 (25.9%)

As shown in Table 2, most projects were short-term within a year, and there were not many large teams of 50 or more members. In the China sample, small teams of fewer than 20 (67.8%) were the majority, but the USA sample had more medium-size teams between 20 and 50 (76.7%). The geographic distribution also exhibited different patterns: more than half of the teams in the China sample were intra-civic, whereas most teams in the USA sample spread over different cities or regions. This may be attributed to the fact that many organizations in China are located in megacities that outnumber those in the USA¹. More distributed, virtual teams in the USA used collaboration tools more frequently than those in China.

5.3 Measurement

¹ China has 15 megacities over 10 million people, whereas the USA has two. Source: <https://en.wikipedia.org/wiki/Megacity>

As listed in the Appendix, most questionnaire items were adapted from the existing instruments. Tool usefulness and tool ease-of-use were measured with the instruments adapted from the technology acceptance model (Davis, 1989). Task fit items were adapted from the perceived task-technology fit measures (Jarupathirun and Zahedi, 2007; Lin and Huang, 2008). The scale of team connectivity was based on the measurement of network externality (Strader et al., 2007; Zhou and Lu, 2011). Virtual collaboration effectiveness measures were adapted from information system effectiveness scale (Chan et al., 1997). Measures of project management success pertained to time, cost and scope criteria (Lim and Mohamed, 1999; Westerveld, 2003). Team appreciation items were adapted from the measures of teamwork outcome satisfaction (Paul et al., 2004; Reinig, 2003). Degree of use was captured in terms of how often the primary collaboration tool was used in the project.

Common method bias was assessed using Harman's one-factor test with both exploratory factor analysis (EFA) and confirmatory factor analysis (CFA) (Podsakoff et al., 2012). In EFA, the variance explained by the first overall principal component accounted for less than half of total variance (China sample: 39.15%; USA sample: 42.26%), whereas the major ones (Eigen values > 1) accounted for over two thirds of it (China sample: 74.51%; USA sample: 69.54%). In CFA, the measurement model yielded a smaller chi-square to degrees-of-freedom ratio (χ^2/df) than the one-factor model that captured the method variance (China sample: 3.23 vs. 9.25; USA sample: 2.53 vs. 5.25). Meanwhile, incorporating the overall factor with the measurement model brought little improvement (China sample: $\chi^2/df=3.17$; USA sample: $\chi^2/df=2.60$). The results indicated that the method variance did not overwhelm the trait variance.

6. Results

Table 3 reports the descriptive statistics, reliability coefficient and correlation matrix for reflective constructs in this study. The responses were reasonable as most mean scores were above the neutral point of three in the five-level Likert scale. Coefficient Alpha values were above 0.7, indicating acceptable convergent validity. Meanwhile, the square roots of average variance extracted (AVE) were all above 0.8 whereas all correlation coefficients were below. As the shared variance among the indicators of each construct exceeded that among different constructs, discriminant validity was supported.

Table 3. Measurement Validation for Reflective Constructs

Sample	Construct	Mean (SD)	Alpha	1	2	3	4	5	6
China	1. Task Fit	3.55 (.89)	.90	.85					
	2. Tool Ease-of-Use	3.63 (1.16)	.91	.34**	.89				
	3. Tool Usefulness	2.95 (1.16)	.95	.42**	.64**	.91			
	4. Team Connectivity	3.81 (1.12)	.87	.35**	.77**	.59**	.89		
	5. Virt. Coll. Effectiveness	3.38 (.92)	.90	.56**	.66**	.69**	.69**	.82	
	6. Team Appreciation	3.62 (.74)	.87	.27**	.14*	.21**	.10	.26**	.85
USA	1. Task Fit	4.22 (.56)	.92	.87					
	2. Tool Ease-of-Use	4.21 (.60)	.90	.63**	.88				
	3. Tool Usefulness	4.22 (.66)	.94	.64**	.79**	.90			
	4. Team Connectivity	4.13 (.63)	.80	.64**	.51**	.52**	.84		
	5. Virt. Coll. Effectiveness	4.24 (.64)	.94	.78**	.55**	.65**	.68**	.87	
	6. Team Appreciation	4.22 (.65)	.94	.73**	.54**	.69**	.66**	.79**	.92

Note: * - Sig. at 0.05 level; ** - Sig. at 0.01 level. The bolded values on the diagonal of the correlation matrix are the square roots of average variance extracted (AVE).

Project management success is a formative construct of which the indicators (i.e., scope, time and cost) are not supposed to covary. Table 4 reports their variance inflation factors (VIFs): all the values were well below 5, indicating that they were distinct from each other (Hair et al., 2013). In addition, none of the indicators can be trivial in terms of explanatory power. Outer weights tell the relative importance of formative indicators in their

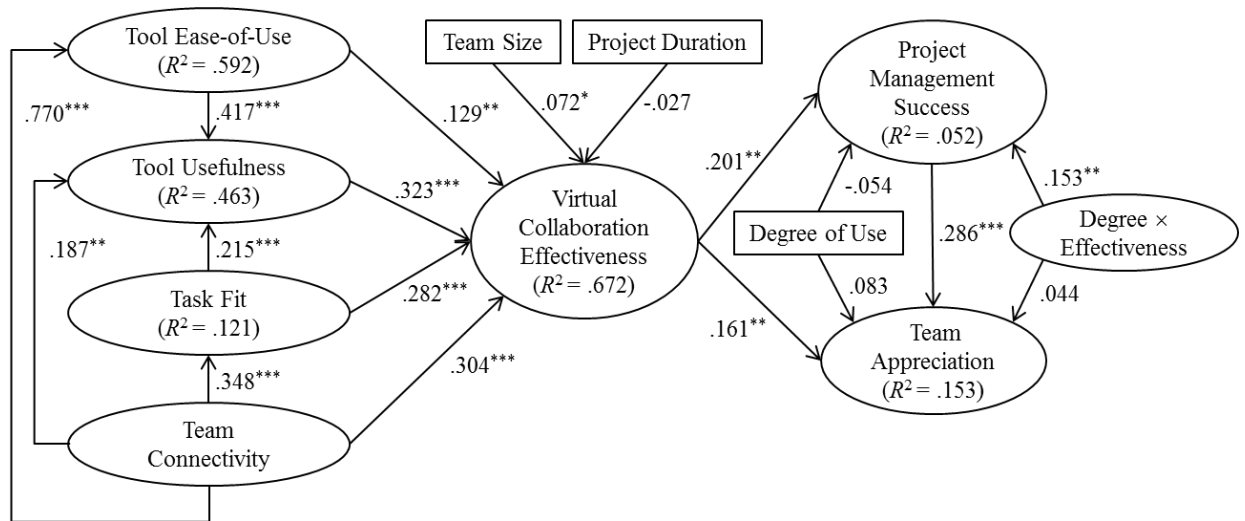
predictions of the outcome variable (i.e., team appreciation). Only the time indicator was not significant in the China sample (but highly significant in the USA sample), yet its absolute importance as shown by the outer loading (equivalent to the bivariate correlation using only time to predict team appreciation) was highly significant. An indicator should be retained if its outer weight is not significant but outer loading is, as it is still absolutely important (Hair et al., 2013).

Table 4. Measurement Validation for the Formative Construct of Project Management Success

Sample	Indicator	VIF	Outer Weights	Outer Loadings
China	Scope	1.456	0.427*	0.808**
	Time	1.516	0.171	0.690**
	Cost	1.580	0.596**	0.902**
USA	Scope	3.063	0.331**	0.912**
	Time	3.219	0.508**	0.952**
	Cost	1.929	0.263**	0.818**

Note: * - Sig. at 0.05 level; ** - Sig. at 0.01 level.

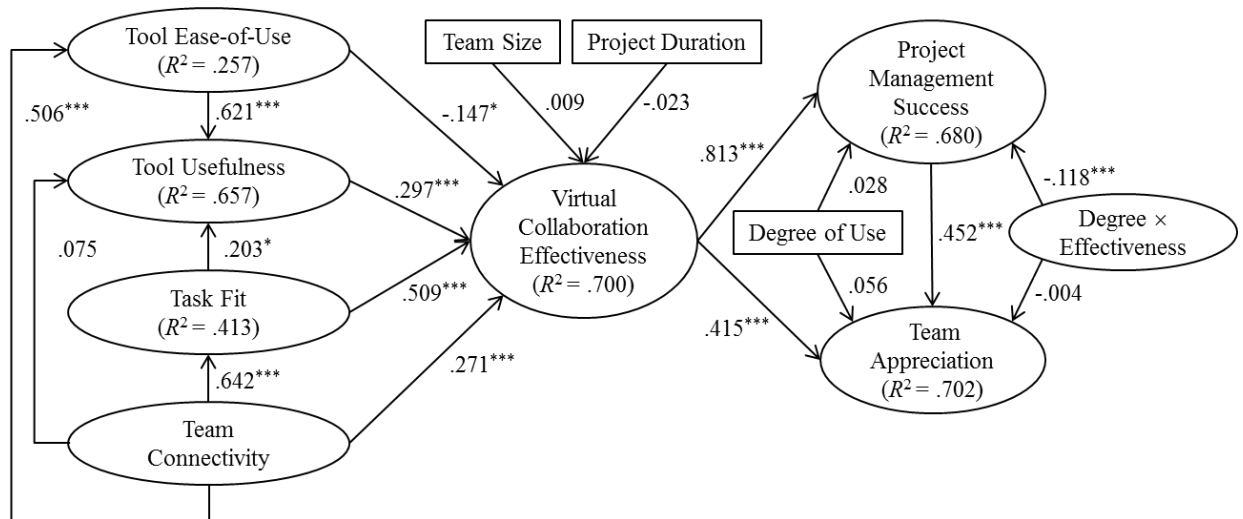
Partial least squares structural equation modeling (PLS-SEM) is capable of testing the hypothesized direct and mediating relationships involving both reflective and formative latent variables (Hair et al., 2013). Figure 3 and Figure 4 show the estimates of statistical models, including standardized path coefficients and the *R*-squared values of endogenous variables, from both samples. Together, tool usability, task fit and team connectivity explained more than two-thirds (China sample: 67.2%; USA sample: 70.0%) of variation in virtual collaboration effectiveness. Its explanatory power on project management success and team appreciation, however, was much stronger for the USA sample than the China sample in terms of *R*-squared (68.0% and 70.2% vs. 5.2% and 15.3%, respectively).



Note: * - Sig. at 0.1 level; ** - Sig. at 0.05 level; *** - Sig. at 0.01 level.

Figure 3. Estimated Model based on the China Sample

In the model, each of the hypothesized relationships involves two latent variables (oval). The only relationship found insignificant was the moderating relationships concerning team appreciation. Among the relationships involving observed variables (rectangular), two concern the control variables (i.e. team size and project duration) and two pertain to the direct effects of the moderator (i.e., degree of use) controlled for its interaction term with virtual collaboration effectiveness (i.e., degree × effectiveness). Degree of use did not have a significant direct impact on either project management success or team appreciation. Between two control variables, team size had a moderately positive relationship with virtual collaboration effectiveness for the China sample but not for the USA sample, whereas project duration was a negative (though insignificant) covariate for both. In China, larger teams seem to benefit from the scale effect associated with network externality. In both countries, longer projects may encounter some challenges to maintain virtual collaboration effectiveness.



Note: * - Sig. at 0.1 level; ** - Sig. at 0.05 level; *** - Sig. at 0.01 level.

Figure 4. Estimated Model based on the USA Sample

Table 5 reports the direct, indirect and total effects of the predictors of virtual collaboration effectiveness. In terms of direct effects, tool usefulness, team connectivity and task fit had stronger impacts on virtual collaboration effectiveness than tool ease-of-use. In the China sample, tool ease-of-use still had a strong total impact as its direct effect (i.e. 0.129) was supplemented with its indirect effect through tool usefulness (i.e. 0.135). In the USA sample, however, its direct effect was negative, canceling out its indirect effect, leading to a negligible total effect. In the USA, virtual collaboration has a longer history through which working professionals get familiar with collaboration tools. This may explain the less importance of tool ease-of-use to them as compared with tool usability. The two tool usability variables mediated the effects of task fit and team connectivity, with the former also being a mediator for the later. Whereas tool usability was necessary to virtual collaboration effectiveness by playing the mediating role, task fit and team connectivity were what made it sufficient with their much larger total effects (China sample: $0.351+0.690=1.041$ vs. $0.323+0.264=0.587$; USA sample: $0.569+0.677=1.246$ vs. $0.297+0.037=0.334$). Meanwhile, team connectivity had a larger total effect than task fit (China sample: 0.690 vs. 0.351; USA

sample: 0.677 vs. 0.569), but the latter was relatively independent for the need of mediation through tool usability to influence virtual collaboration effectiveness.

Table 5. Prediction of Virtual Collaboration Effectiveness

Sample	Predictor	Direct	Indirect	Total
China	Tool Usefulness	0.323**	-	0.323**
	Tool Ease-of-Use	0.129*	0.135**	0.264**
	Task Fit	0.282**	0.069**	0.351**
	Team Connectivity	0.304**	0.386**	0.690**
USA	Tool Usefulness	0.297**	-	0.297**
	Tool Ease-of-Use	-0.147	0.185*	0.037
	Task Fit	0.509**	0.06	0.569**
	Team Connectivity	0.271**	0.407**	0.677**

Note: * - Sig. at 0.05 level; ** - Sig. at 0.01 level.

Regarding the consequences of virtual collaboration effectiveness, both project management success and team appreciation were under its direct influence. Meanwhile, project management success had a strong impact on team appreciation. The partial mediation between virtual collaboration effectiveness and team appreciation through project management success confirms that team appreciation is subject to outcome satisfaction as well as process satisfaction (Paul et al., 2004; Reinig, 2003). In the USA sample, both project management success and team appreciation had *R*-squared values around 0.7, indicating their close relationships with virtual collaboration effectiveness. In the China sample, however, they had lower and distinct *R*-squared values (0.052 and 0.153, respectively), which may be due to the fact that many projects still rely on traditional telephone and email in supplement to mobile social media.

Degree of use moderated virtual collaboration effectiveness's relationship with project management success but not team appreciation. As shown in Figure 5, when degree of use increased, the slope between virtual collaboration effectiveness and project management

success increased for the China sample but decreased for the USA sample. This may be due to the fact that people in the USA have more collaboration tool choices and spend more time on them than those in China. Within a certain extent, it is beneficial to increase tool usage in inter-organizational projects, but spending too much time and/or using too many may be counter-productive. By contrast, degree of use made little difference in the relationship between virtual collaboration effectiveness and team appreciation that also relies on social interactions.

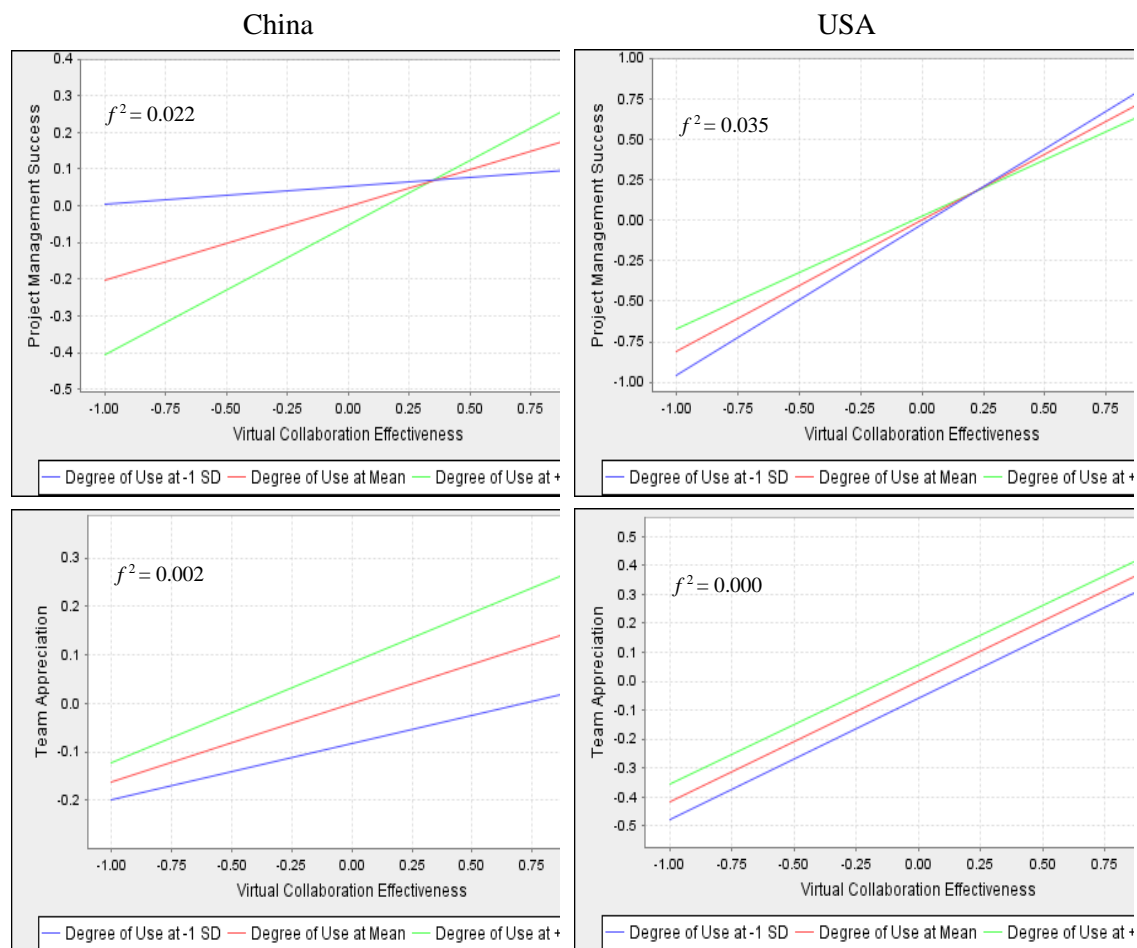


Figure 5. Comparison of Moderating Effects

The effect size of moderation was assessed with f -square, the ratio between the variation explained by the interaction term and the total variation of the dependent variable in question (Aiken and West, 1991). A meta-analysis found that the average effect size of

moderation is 0.9%, much lower than that of small direct effects of around 2% (Aguinis et al., 2005). In this study, the significant moderating effect on project management success was well above the average: 2.2% for the China sample, and 3.5% for the USA sample.

Table 6. Multi-group Analysis

Relationship	China	USA	Difference
Control: Team Size→Virtual Collaboration Effectiveness	0.072	0.009	0.063
Control: Project Duration→Virtual Collaboration Effectiveness	-0.027	-0.023	-0.004
H1a: Tool Ease-of-Use→Virtual Collaboration Effectiveness	0.129*	-0.147	0.276**
H1b: Tool Usefulness→Virtual Collaboration Effectiveness	0.323*	0.297**	0.026
H1c: Tool Ease-of-Use→Tool Usefulness	0.417**	0.621**	-0.204
H2a: Task Fit→Virtual Collaboration Effectiveness	0.282**	0.509**	-0.227*
H2b: Task Fit→Tool Usefulness	0.215**	0.203	0.012
H3a: Team Connectivity→Virtual Collaboration Effectiveness	0.304**	0.271**	0.033
H3b: Team Connectivity→Tool Ease-of-Use	0.770**	0.506**	0.264**
H3c: Team Connectivity→Tool Usefulness	0.187*	0.075	0.112
H3d: Team Connectivity→Task Fit	0.348**	0.642**	-0.294*
H4a: Virtual Collaboration Effectiveness→Project Management Success	0.201*	0.813**	-0.612**
H4b: Virtual Collaboration Effectiveness→Team Appreciation	0.161*	0.415**	-0.254*
H4c: Project Management Success→Team Appreciation	0.286**	0.452**	-0.166
H5a: Degree of Use×Virtual Collaboration Effectiveness→Project Management Success	0.153*	-0.118**	0.271**
H5b: Degree of Use×Virtual Collaboration Effectiveness→Team Appreciation	0.044	-0.004	0.048
Direct effect of moderator: Degree of Use→Project Management Success	-0.054	0.028	-0.082
Direct effect of moderator: Degree of Use→Team Appreciation	0.083	0.056	0.027

Note: * - Sig. at 0.05 level; ** - Sig. at 0.01 level.

Table 6 summarizes the results of hypothesis testing with each country sample and multi-group analysis that assessed the differences in model estimates across two samples.

There was supporting evidence for all the research hypotheses from at least one sample, except for the moderating effect of degree of use on the relationship between project management success and team appreciation (H5b). Seven out of the fourteen hypothesized relationships were found significantly different across two samples: three more positive for the China sample, and four more positive for the USA sample.

7. Conclusion and Implications

This study investigates the virtual collaboration effectiveness of inter-organizational projects using mobile social media as primary collaboration tools. An examination of the relationships among team, tool and task grounded in interviews leads to a research model that hypothesizes the direct and indirect effects of tool usability, task fit and team connectivity on virtual collaboration effectiveness and its consequences. Survey observations were collected from China and the USA, and the results support most of the hypothesized relationships. The findings suggest that virtual collaboration effectiveness is maximized when tool usability, task fit and team connectivity synergize from both user experience and performance contribution aspects. Virtual collaboration effectiveness does matter to project outcomes in terms of performance-based project management success and experience-based team appreciation. There are cross-country differences, especially the opposite moderating roles that degree of use plays, due to distinct histories of virtual collaboration development (e.g., tool availability and usage).

The findings shed light on the structural, dynamic and contextual aspects of inter-organizational projects (von Danwitz, 2018). The conceptualization and operationalization of virtual collaboration effectiveness help capture the overall alignment among technology, people and process in collaborative design and construction (Liu et al., 2017). Using the construct as the main dependent variable, the research model integrates three theoretical frameworks: technology acceptance model, task-technology fit model and network externality. Rather than just putting them together, such a combination is based on a systematic understanding of virtual collaboration effectiveness formation and ramification. Previously, researchers extended technology acceptance model by including task-technology

fit (Dishaw and Strong, 1999) and network externality (Wang et al., 2008), still using behavioral intention as the dependent variable. For virtual collaboration, researchers and practitioners are more interested in how to optimize its effectiveness than tool adoption. Virtual collaboration effectiveness is connected with its antecedents and consequences into a model of experience and performance routes that interact with each other. In this way, the findings of yield helpful insights on the critical success factors in inter-organizational projects.

Tool usability is the necessary condition for members to participate in virtual collaboration, as tool usefulness and tool ease-of-use mediate the effects of task fit and team connectivity. Task fit has both direct and indirect effects on virtual collaboration effectiveness through the partial mediation of tool usability. This is consistent with the premise of task-technology fit model that such an alignment enhances task performance as well as technology usage (Goodhue and Thompson, 1995). By specifying the mediating relationships involving both tool usefulness and task fit, it is possible to evaluate such a synergistic effect. Meanwhile, team connectivity taps the influence of collective user environment with its direct relationship with virtual collaboration effectiveness as well as indirect ones through both tool usability and task fit (Katz and Shapiro, 1986).

Together, tool usability, task fit and team connectivity explained most variation in virtual collaboration effectiveness (*R*-squared around 70% for both samples). Considering measurement errors, the result implies that all major factors are included. This corroborates the conceptualization of virtual collaboration effectiveness as the result of interactions among tool, task and team. To different extents across China and the USA, virtual collaboration

effectiveness was able to explain project outcomes, which are subject to other factors specific to each sample, such as task requirements, tool experiences and team resources. At a higher level, the competitiveness of business environment makes a difference in how people evaluate the performance outcome of project management success, which largely shapes the experience outcome of team appreciation. Such contextual factors may explain the differences in the predictive power of virtual collaboration effectiveness on its consequences across two countries.

The effects of tool usability, task fit and team connectivity are not static but rather dependent on the intensity of virtual collaboration. This study captures such group dynamics with degree of use, which moderates the relationships between virtual collaboration effectiveness and project management success (but not team appreciation). The positive and negative moderating effects from two country samples suggest an inverse U-shape relationship between group dynamics and performance outcome (which then affects experience outcome). This helps clear the mystery of why computer-mediated communication can be sometimes perceived interruptive rather than interactive by virtual team members (Ou and Davison, 2011). It is recommended that an inter-organizational project team focus on one primary tool (a mobile social media application like WhatsApp or WeChat is preferred for its versatility) and make good use of it rather than spending too much time on too many.

The findings of this study provide some helpful hints on the best practices of virtual collaboration in inter-organizational projects. In terms of tool usability, mobile social media applications like WhatsApp and WeChat gain popularity as they are accessible to everyone and user-friendly. Compared with proprietary systems, there is almost no need for

organizations to invest money, time and other resources on system maintenance and user support. Team members simply include each other in their contact lists, and create a chat group to communicate with each other on project activities. The emergence of this new-generation collaboration tools represents a great opportunity to enhance inter-organizational project management. The findings of this study suggest that developing countries may have a second-mover advantage as there is less distraction from other tools that people have been using in developed countries.

Though organizations are not able to change the design features of mobile social media, they may provide user guidance through training. In inter-organizational projects, it is important that all team members be well informed of relevant functionalities and how to use them under different scenarios. Strengthening tool usability as well as task fit, such formal/informal training eases employees' transition to cross-organization teamwork (van Marrewijk, 2018). In addition, team connectivity acts as a catalyst for virtual collaboration effectiveness, as the configuration of inter-organizational networks is critical for project success (Braun, 2018). Project managers need to provide clear guidance on how to establish and maintain connections, both within and beyond teams (Oliveira and Lumineau, 2017). To maximize project success, they need to moderate conversations and control the degree of use within an ideal range.

This study has limitations that point to the directions of future studies. One limitation is that it does not consider the influence of cultures and customs on virtual collaboration effectiveness. For instance, the line between personal and professional social connections in China (both are “guanxi”) is not as clear as those in the USA. This may explain the faster

workplace diffusion of WeChat in China than WhatsApp in the USA. In addition, the two countries are very different along Hofstede's cultural dimensions such as power distance, individualism, and uncertainty avoidance. The differences impose challenges on international virtual collaboration that is becoming more and more common. One interviewee mentioned that team members in China used WeChat but communicated with those overseas with email. Another limitation is in the lack of more detailed information about team and project characteristics that can be used as the covariates to explain cross-project differences. For instance, the average age and education level of each team are likely to impact virtual collaboration effectiveness, and top management support may make a difference as well. Future studies can take such macro- and micro-level factors into account for a better understanding of the phenomenon.

Appendix: Measurement Items

Tool Ease-of-use

- Learning to operate the collaboration tool for teamwork was easy.
- Using the collaboration tool for teamwork was quite intuitive.
- It was easy to become skillful at using the collaboration tool for teamwork.
- The collaboration tool was easy to use for teamwork.

Tool Usefulness

- Using the collaboration tool made teamwork smoother.
- Using the collaboration tool increased teamwork efficiency.
- Using the collaboration tool improved teamwork quality.
- Using the collaboration tool enhanced teamwork outcome.
- In general, the collaboration tool was useful for teamwork.

Task fit

- For project tasks, the functionalities of the collaboration tool
- ...were appropriate.
- ...were adequate.
- ...were compatible.
- ...were helpful.
- ...provided a good fit.

Team Connectivity

- In the process of project coordination,
- ...regular team members stayed in the loop.
- ...relevant organizational associates were kept posted.
- ...external stakeholders (e.g., customers) got involved.

Virtual Collaboration Effectiveness

- For the facilitation of teamwork, the collaboration tool
- ...was reliable.
- ...provided needed services.
- ...promoted member participation.
- ...improved group decision-making.
- ...enhanced task performance.
- ...increased job productivity.

Project Management Success

- The project was accomplished
- ...on time.
- ...within budget.
- ...according to specifications.

Team Appreciation

To the team,

- ...task collaboration was fulfilling.
- ...task completion was satisfactory.
- ...project results were pleasing.
- ...project deliverables met expectations.

Degree of Use

How often did your team use the collaboration tool for the project (please check one of the following)?

- Occasionally
- Sometimes
- Frequently
- Usually
- Always

References

- Abran, A., Khelifi, A., Suryan, W., Seffah, A., 2003. Usability Meanings and Interpretations in ISO Standards. *Software Quality Journal*, 11, 325-338.
- Adami, V.S., Verschoore, J.R., 2018. Implications of network relations for the governance of complex projects. *Project Management Journal*, 49, 71-88.
- Aga, D.A., Noorderhaven, N., Vallejo, B., 2016. Transformational leadership and project success: The mediating role of team-building. *International Journal of Project Management*, 34, 806-818.
- Aguinis, H., Beaty, J.C., Boik, R.J., Pierce, C.A., 2005. Effect size and power in assessing moderating effects of categorical variables using multiple regression: a 30-year review. *Journal of Applied Psychology*, 90, 94-107.
- Ahola, T., 2018. So alike yet so different: A typology of interorganisational projects. *International Journal of Project Management*, 36, 1007-1018.
- Aiken, L.S., West, S.G., 1991. Multiple regression.
- Aiken, M., Gu, L., Wang, J., 2013. Task Knowledge and Task-Technology Fit in a Virtual Team. *International Journal of Management*, 30.
- Ajjan, H., Hartshorne, R., Cao, Y., Rodriguez, M., 2014. Continuance use intention of enterprise instant messaging: a knowledge management perspective. *Behaviour & Information Technology*, 33, 678-692.
- Alsharo, M., Gregg, D., Ramirez, R., 2017. Virtual team effectiveness: The role of knowledge sharing and trust. *Information & Management*, 54, 479-490.
- Anders, A., 2016. Team communication platforms and emergent social collaboration practices. *International Journal of Business Communication*, 53, 224-261.
- Argote, L., Fahrenkopf, E., 2016. Knowledge transfer in organizations: The roles of members, tasks, tools, and networks. *Organizational Behavior and Human Decision Processes*, 136, 146-159.
- Armstrong, J.S., Overton, T.S., 1977. Estimating nonresponse bias in mail surveys.
- Atkinson, R., 1999. Project management: cost, time and quality, two best guesses and a phenomenon, its time to accept other success criteria. *International Journal of Project Management*, 17, 337-342.
- Bakker, R.M., Knobens, J., de Vries, N., Oerlemans, L.A.G., 2011. The nature and prevalence of inter-organizational project ventures: Evidence from a large scale field study in the Netherlands 2006–2009. *International Journal of Project Management*, 29, 781-794.
- Belvaux, B., 2011. The Development of Social Media: Proposal for a Diffusion Model Incorporating Network Externalities in a Competitive Environment. *Recherche et Applications en Marketing (English Edition) (AFM c/)*, 26, 7-22.
- Bertolotti, F., Mattarelli, E., Vignoli, M., Macrì, D.M., 2015. Exploring the relationship between multiple team membership and team performance: The role of social networks and collaborative technology. *Research Policy*, 44, 911-924.
- Bhatti, M.W., Ahsan, A., 2017. Effective Communication among Globally Distributed Software Development Teams: Development of an “Effective Communication” Scale. *Journal of Global Information Management (JGIM)*, 25, 40-62.
- Bingham, T., Conner, M., 2015. *The New Social Learning: Connect. Collaborate. Work.*, 2nd Edition txt download.

- Braun, T., 2018. Configurations for interorganizational project networks: The interplay of the PMO and network administrative organization. *Project Management Journal*, 49, 53-61.
- Calamel, L., Defélix, C., Picq, T., Retour, D., 2012. Inter-organisational projects in French innovation clusters: The construction of collaboration. *International Journal of Project Management*, 30, 48-59.
- Chan, Y.E., Huff, S.L., Barclay, D.W., Copeland, D.G., 1997. Business strategic orientation, information systems strategic orientation, and strategic alignment. *Information Systems research*, 8, 125-150.
- Davis, F.D., 1989. Perceived Usefulness, Perceived Ease of Use, and User Acceptance of Information Technology. *Mis Quarterly*, 13, 319-340.
- Davis, F.D., Bagozzi, R.P., Warshaw, P.R., 1989. User Acceptance of Computer Technology: A Comparison of Two Theoretical Models. *Management Science*, 35, 982-1003.
- Davis, K., 2014. Different stakeholder groups and their perceptions of project success. *International Journal of Project Management*, 32, 189-201.
- Deng, Z., Lu, Y., Wei, K.K., Zhang, J., 2010. Understanding customer satisfaction and loyalty: An empirical study of mobile instant messages in China. *International Journal of Information Management*, 30, 289-300.
- De Wit, A., 1988. Measurement of project success. *International journal of project management*, 6(3), 164-170.
- Dishaw, M.T., Strong, D.M., 1999. Extending the technology acceptance model with task-technology fit constructs. *Information & Management*, 36, 9-21.
- Ehsan, N., Mirza, E., Ahmad, M., 2008. Impact of computer-mediated communication on virtual Teams' Performance: An empirical study, 2008 International Symposium on Information Technology, pp. 1-8.
- Goodhue, D.L., Thompson, R.L., 1995. Task-technology fit and individual performance. *Mis Quarterly*, 19, 213-236.
- Grover, V., Jeong, S.R., Segars, A.H., 1996. Information systems effectiveness: The construct space and patterns of application. *Information & Management*, 31, 177-191.
- Hair, J.F., Hult, G.T.M., Ringle, C.M., Sarstedt, M., 2013. *A Primer on Partial Least Squares Structural Equation Modeling (PLS-SEM)*. Thousand Oaks, CA: Sage.
- Hayes, A.F., Krippendorff, K., 2007. Answering the call for a standard reliability measure for coding data. *Communication methods and measures*, 1, 77-89.
- Heerwagen, J., Kelly, K., Kampschroer, K., 2016. *The Changing Nature of Organisations, Work, and Workplace. Whole Building Design Guide (WBDG)*.
- Henderson, L.S., Stackman, R.W., Lindekilde, R., 2016. The centrality of communication norm alignment, role clarity, and trust in global project teams. *International Journal of Project Management*, 34, 1717-1730.
- Hung, S.Y., Huang, A.H., Yen, D.C., Chang, C.M., 2007. Comparing the task effectiveness of instant messaging and electronic mail for geographically dispersed teams in Taiwan. *Computer Standards & Interfaces*, 29, 626-634.
- Jarupathirun, S., Zahedi, F.M., 2007. Exploring the influence of perceptual factors in the success of web-based spatial DSS. *Decision Support Systems*, 43, 933-951.
- Jones, C., Lichtenstein, B.B., 2008. Temporary Inter-organizational Projects: How Temporal and Social Embeddedness Enhance Coordination and Manage Uncertainty, in: Cropper,

- S., Huxham, C., Ebers, M., Ring, P.S. (Eds.), *The Oxford Handbook of Inter-Organizational Relations*. Oxford University Press, New York, NY, pp. 231–255.
- Katz, M.L., Shapiro, C., 1986. Carl Shapiro (1986): "Technology Adoption in the Presence of Network Externalities. *Journal of Political Economy*, 94, 822-841.
- Keller, R.T., 1994. Technology-information processing fit and the performance of R&D project groups: A test of contingency theory. *Academy of Management Journal*, 37, 167-179.
- Ko, K.K., To, C.K., Zhang, Z., Ngai, E.W., Chan, T.L., 2011. Analytic collaboration in virtual innovation projects. *Journal of Business Research*, 64, 1327-1334.
- Kwahk, K.-Y., Park, D.-H., 2016. The effects of network sharing on knowledge-sharing activities and job performance in enterprise social media environments. *Computers in Human Behavior*, 55, 826-839.
- Leonardi, P.M., Vaast, E., 2017. Social media and their affordances for organizing: A review and agenda for research. *Academy of Management Annals*, 11, 150-188.
- Leufkens, A.S., Noorderhaven, N.G., 2011. Learning to collaborate in multi-organizational projects. *International Journal of Project Management*, 29, 432-441.
- Levi, D.J., 2015. Group Dynamics for Teams. *Action Learning Research & Practice*, 11, 109-111.
- Lim, C.S., Mohamed, M.Z., 1999. Criteria of project success: an exploratory re-examination. *International Journal of Project Management*, 17, 243-248.
- Lin, K.Y., Lu, H.P., 2011. Why people use social networking sites: An empirical study integrating network externalities and motivation theory. *Computers in Human Behavior*, 27, 1152-1161.
- Lin, T.-C., Huang, C.-C., 2008. Understanding knowledge management system usage antecedents: An integration of social cognitive theory and task technology fit. *Information & Management*, 45, 410-417.
- Lin, W.S., 2012. Perceived fit and satisfaction on web learning performance: IS continuance intention and task-technology fit perspectives. *International Journal of Human - Computer Studies*, 70, 498-507.
- Ling, R., Lai, C.H., 2016. Microcoordination 2.0: Social coordination in the age of smartphones and messaging apps. *Journal of Communication*, 66, 834-856.
- Liu, J.Y.-C., Chen, H.-G., Chen, C.C., Sheu, T.S., 2011. Relationships among interpersonal conflict, requirements uncertainty, and software project performance. *International Journal of Project Management*, 29, 547-556.
- Liu, Y., Van Nederveen, S., Hertogh, M., 2017. Understanding effects of BIM on collaborative design and construction: An empirical study in China. *International Journal of Project Management*, 35, 686-698.
- Luo, W., Lee, Y.C., 2015. Examining customer's continuance intention toward mobile IM service from the perspectives of interaction and network externalities. *Information Japan*, 18, 51-62.
- Malhotra, A., Majchrzak, A., 2014. Enhancing Performance of Geographically Distributed Teams Through Targeted Use of Information and Communication Technologies. *Social Science Electronic Publishing*, 67, 389-411.

- Maurer, I., 2010. How to build trust in inter-organizational projects: The impact of project staffing and project rewards on the formation of trust, knowledge acquisition and product innovation. *International Journal of Project Management*, 28, 629-637.
- Melone, N.P., 1990. A Theoretical Assessment of the User-Satisfaction Construct in Information Systems Research. *Management Science*, 36, 76-91.
- Mukherjee, D., Hanlon, S.C., Kedia, B.L., Srivastava, P., 2012. Organizational identification among global virtual team members: The role of individualism-collectivism and uncertainty avoidance. *Cross Cultural Management: An International Journal*, 19, 526-545.
- Müller, R., Turner, R., 2007. The Influence of Project Managers on Project Success Criteria and Project Success by Type of Project. *European Management Journal*, 25, 298-309.
- Nath, D., Sridhar, V., Adya, M., Malik, A., 2008. Project Quality of Off-Shore Virtual Teams Engaged in Software Requirements Analysis: An Exploratory Comparative Study. *Journal of Global Information Management (JGIM)*, 16, 24-45.
- Oliveira, N., Lumineau, F., 2017. How coordination trajectories influence the performance of interorganizational project networks. *Organization Science*, 28, 1029-1060.
- Osch, W.V., Steinfield, C.W., Balogh, B.A., 2015. Enterprise Social Media: Challenges and Opportunities for Organizational Communication and Collaboration, Hawaii International Conference on System Sciences, pp. 763-772.
- Ou, C.X.J., Davison, R.M., 2011. Interactive or interruptive? Instant messaging at work. *Decision Support Systems*, 52, 61-72.
- Ou, C.X.J., Davison, R.M., Wong, L.H.M., 2015. Using interactive systems for knowledge sharing: The impact of individual contextual preferences in China. *Information & Management*, 53, 145-156.
- Ou, C.X.J., Sia, C.L., Hui, C.K., 2013. Computer-mediated communication and social networking tools at work. *Information Technology & People*, 26, 172-190.
- Paul, S., Seetharaman, P., Ramamurthy, K., 2004. User Satisfaction with System, Decision Process, and Outcome in GDSS Based Meeting: An Experimental Investigation, Proceedings of the Hawaii International Conference on System Sciences, p. 10037.10032.
- Peters, L.M., Manz, C.C., 2007. Identifying antecedents of virtual team collaboration. *Team Performance Management*, 13, 117-129.
- Podsakoff, P.M., MacKenzie, S.B., Podsakoff, N.P., 2012. Sources of Method Bias in Social Science Research and Recommendations on How to Control It. *Annual Review of Psychology*, Vol 63, 63, 539-569.
- Quan-Haase, A., Cothrel, J., Wellman, B., 2005. Instant messaging for collaboration: A case study of a high-tech firm. *Journal of Computer-Mediated Communication*, 10.
- Quan-Haase, A., Young, A.L., 2010. Uses and Gratifications of Social Media: A Comparison of Facebook and Instant Messaging. *Bulletin of Science Technology & Society*, 30, 350-361.
- Ramirez, A., Dimmick, J., Feaster, J., Lin, S.F., 2008. Revisiting interpersonal media competition - The gratification niches of instant messaging, e-mail, and the telephone. *Communication Research*, 35, 529-547.

- Reed, A.H., Knight, L.V., 2010. Effect of a virtual project team environment on communication-related project risk. *International Journal of Project Management*, 28, 422-427.
- Reinig, B.A., 2003. Toward an Understanding of Satisfaction with the Process and Outcomes of Teamwork. *Journal of Management Information Systems*, 19, 65-83.
- Reychav, I., Ndicu, M., Wu, D.Z., 2016. Leveraging social networks in the adoption of mobile technologies for collaboration. *Computers in Human Behavior*, 58, 443-453.
- Robertson, B.W., Kee, K.F., 2017. Social media at work: The roles of job satisfaction, employment status, and Facebook use with co-workers. *Computers in Human Behavior*, 70, 191-196.
- Romero, D., Vernadat, F., 2016. Enterprise information systems state of the art: Past, present and future trends. *Computers in Industry*, 79, 3-13.
- Rouibah, K., Hamdy, H., 2009. Factors Affecting Information Communication Technologies Usage and Satisfaction: Perspective from Instant Messaging in Kuwait. *Journal of Global Information Management*, 17, 1-29.
- Ruuska, I., Ahola, T., Artto, K., Locatelli, G., Mancini, M., 2011. A new governance approach for multi-firm projects: Lessons from Olkiluoto 3 and Flamanville 3 nuclear power plant projects. *International Journal of Project Management*, 29, 647-660.
- Shen, A.X.L., Cheung, C.M.K., Lee, M.K.O., Chen, H.P., 2011. How social influence affects we-intention to use instant messaging: The moderating effect of usage experience. *Information Systems Frontiers*, 13, 157-169.
- Söderlund, J., 2004. On the broadening scope of the research on projects: a review and a model for analysis. *International Journal of Project Management*, 22, 655-667.
- Sonnenwald, D.H., 2010. E-Collaboration in Modern Organizations: Initiating and Managing Distributed Projects. *Journal of the American Society for Information Science and Technology*, 61, 633-634.
- Strader, T.J., Ramaswami, S.N., Houle, P.A., 2007. Perceived network externalities and communication technology acceptance. *European Journal of Information Systems*, 16, 54-65.
- Sutikno, T., Handayani, L., Stiawan, D., Riyadi, M.A., Subroto, I.M.I., 2016. WhatsApp, Viber and Telegram which is Best for Instant Messaging? *International Journal of Electrical & Computer Engineering* (2088, 6, 909).
- Sydow, J., Braun, T., 2018. Projects as temporary organizations: An agenda for further theorizing the interorganizational dimension. *International Journal of Project Management*, 36, 4-11.
- Tencent, 2016. Tencent Announces 2015 Fourth Quarter and Annual Results. Tencent Press Release.
- van Marrewijk, A., 2018. Digging for Change: Change and Resistance in Interorganizational Projects in the Utilities Sector. *Project Management Journal*, 49, 34-45.
- Venkatesh, V., Morris, M.G., Davis, G.B., Davis, F.D., 2003. User Acceptance of Information Technology: Toward a Unified View. *Mis Quarterly*, 27, 425-478.
- von Danwitz, S., 2018. Managing inter-firm projects: A systematic review and directions for future research. *International Journal of Project Management*, 36, 525-541.

- Wainfan, L., Davis, P.K., 2004. Challenges in virtual collaboration: Videoconferencing, audioconferencing, and computer-mediated communications. Rand Corporation.
- Wang, C.-C., Lo, S.K., Fang, W., 2008. Extending the technology acceptance model to mobile telecommunication innovation: The existence of network externalities. *Journal of Consumer Behaviour*, 7, 101–110.
- Wang, W., Reani, M., 2017. The rise of mobile computing for Group Decision Support Systems: A comparative evaluation of mobile and desktop. *International Journal of Human-Computer Studies*, 104, 16-35.
- Wang, W.Y., Pauleen, D.J., Zhang, T., 2016. How social media applications affect B2B communication and improve business performance in SMEs. *Industrial Marketing Management*, 54, 4-14.
- Wei, P.S., Lu, H.P., 2014. Why do people play mobile social games? An examination of network externalities and of uses and gratifications. *Internet Research*, 24, 313-331.
- Westerveld, E., 2003. The Project Excellence Model®: linking success criteria and critical success factors. *International Journal of Project Management*, 21, 411-418.
- Yuan, Y.C., Gay, G., 2006. Homophily of network ties and bonding and bridging social capital in computer-mediated distributed teams. *Journal of Computer-Mediated Communication*, 11, 1062-1084.
- Zhou, T., Li, H.X., Liu, Y., 2015. Understanding mobile IM continuance usage from the perspectives of network externality and switching costs. *International Journal of Mobile Communications*, 13, 188-203.
- Zhou, T., Lu, Y.B., 2011. Examining mobile instant messaging user loyalty from the perspectives of network externalities and flow experience. *Computers in Human Behavior*, 27, 883-889.