

Recent results on flavor physics from BaBar

J. BENITEZ on behalf of the BABAR COLLABORATION

SLAC National Accelerator Laboratory - Stanford, CA, USA

(ricevuto il 14 Settembre 2010; pubblicato online l'11 Gennaio 2011)

Summary. — We report an update to our previous measurement of the CKM element $|V_{ub}|$ using exclusive $B \rightarrow \pi \ell \nu$ decays. In the charm sector we have performed a measurement of f_{D_s} using $D_s^+ \rightarrow \tau^+ \nu_\tau$ decays, we have measured the mixing parameter y_{CP} using the lifetime ratio $\frac{\langle \tau_{K\pi} \rangle}{\langle \tau_{hh} \rangle}$ in D^0 decays, and we have also searched for CP violation using T -odd correlations in D^0 decays to $K^+ K^- \pi^+ \pi^-$. Finally, in the tau sector we have performed a search for the lepton flavor violating decays $\tau^\pm \rightarrow e^\pm \gamma$ and $\tau^\pm \rightarrow \mu^\pm \gamma$.

PACS 11.30.Er – Charge conjugation, parity, time reversal, and other discrete symmetries.

PACS 12.15.Hh – Determination of Kobayashi-Maskawa matrix elements.

PACS 11.30.Fs – Global symmetries (*e.g.*, baryon number, lepton number).

1. – Introduction

The physics reach of the *BABAR* experiment encompasses a large part of the *flavor* sector of particle physics. The *BABAR* detector at the SLAC PEP-II asymmetric-energy e^+e^- collider collected approximately 500 fb^{-1} at center-of-mass (CM) energies near 10.58 GeV between 1999 and 2008. At this energy the production cross section for production of fermion-anti-fermion pairs $c\bar{c}$, $b\bar{b}$ and $\tau^+\tau^-$ is roughly the same and yields an event sample of about 600 million produced events of each type. These samples enable precise measurements of Cabibbo-Kobayashi-Maskawa (CKM) parameters, studies of charm meson properties, and searches for rare τ decays among other topics. This paper presents a summary of recent measurements in these areas from *BABAR*.

2. – Determination of $|V_{ub}|$ from $B \rightarrow \pi \ell \nu$ decays

The elements of the CKM quark-mixing matrix are fundamental parameters of the Standard Model (SM) of electroweak interactions. With the increasingly precise measurements of decay-time-dependent CP asymmetries in B -meson decays, in particular $\sin(2\beta)$ [1, 2], improved measurements of $|V_{ub}|$ and $|V_{cb}|$ will allow for more stringent

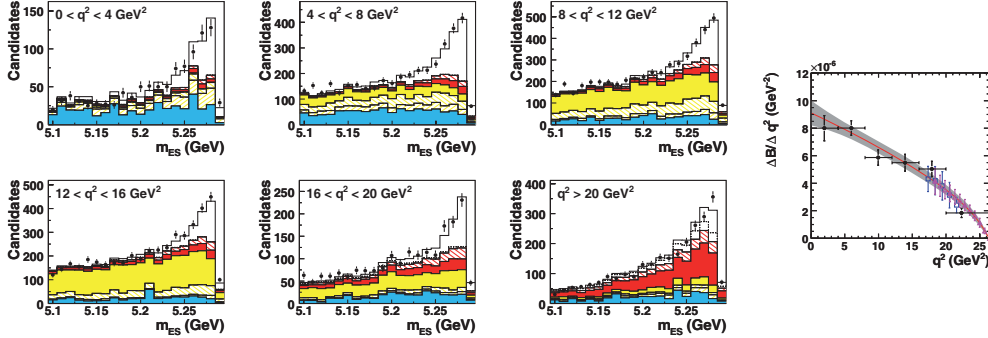


Fig. 1. – (Colour on-line) Left plots show the m_{ES} distributions in each q^2 bin for $B^0 \rightarrow \pi^- \ell^+ \nu$. The points show the data and the histograms show the fit and the different background contributions. The right-most plot shows the simultaneous fit to data (points) and to the FNAL/MILC lattice prediction (magenta, closed triangles). The LQCD results are rescaled according to the $|V_{ub}|$ value obtained from the fit.

experimental tests of the SM mechanism for CP violation [3]. The best method to determine $|V_{ub}|$ is to measure semileptonic decay rates for $B \rightarrow X_u \ell \nu$ (X_u refers to hadronic states without charm), which is proportional to $|V_{ub}|^2$. We have performed a study of four exclusive semileptonic decay modes, $B^0 \rightarrow \pi^- \ell^+ \nu$, $B^+ \rightarrow \pi^0 \ell^+ \nu$, $B^0 \rightarrow \rho^- \ell^+ \nu$, and $B^+ \rightarrow \rho^0 \ell^+ \nu$, and a determination of $|V_{ub}|$. Here ℓ refers to a charged lepton, either e^+ or μ^+ , and ν refers to the associated neutrino. Exclusive decays offer good kinematic constraints, and thus effective background suppression. This analysis represents an update of an earlier measurement [4] that was based on a significantly smaller data set. For the current analysis, the signal yields and background suppression have been improved, and the systematic uncertainties have been reduced through the use of improved reconstruction and signal extraction methods.

In the analysis of $B^0 \rightarrow \pi^- \ell^+ \nu$ we reconstruct the pion and lepton tracks, and determine the neutrino 4-momentum as the missing momentum in the event. A similar reconstruction is performed for the other channels. We then determine the signal yield as a function of q^2 by performing a two-dimensional fit in the variables m_{ES} and ΔE . ΔE is the difference between the reconstructed B energy and half the CM beam energy, and m_{ES} is the mass of the B candidate computed using the reconstructed 3-momentum and half the beam energy. The projections of the fit for $B^0 \rightarrow \pi^- \ell^+ \nu$ are shown in fig. 1. The fit is performed simultaneously to all channels while constraining $B^+ \rightarrow \pi^0 \ell^+ \nu$ using isospin symmetry. The $B^0 \rightarrow \rho^- \ell^+ \nu$ and $B^+ \rightarrow \rho^0 \ell^+ \nu$ modes help constrain the background. From the extracted signal yields the decay rate can be determined using the known total number B events produced and correcting for the reconstruction efficiency.

The decay rate for $B^0 \rightarrow \pi^- \ell^+ \nu$ depends on the momentum, q^2 , carried by the W^+ and takes the following formula in the SM:

$$(1) \quad \frac{d\Gamma(B^0 \rightarrow \pi^- \ell^+ \nu)}{dq^2 d \cos \theta_{W\ell}} = |V_{ub}|^2 \frac{G_F^2 p_\pi^3}{32\pi^3} \sin^2 \theta_{W\ell} |f_+(q^2)|^2,$$

where p_π is the momentum of the pion in the rest frame of the B meson and $\theta_{W\ell}$ is the angle of the charged-lepton momentum in the W rest frame with respect to the

direction of the W boost from the B rest frame. The q^2 -dependent form factor, $f_+(q^2)$, is calculated from Lattice QCD. Using this formula we convert the form factors into decay rates and require that they match the measured values as shown in fig. 1. From the conversion factor $|V_{ub}|$ is determined to be $(2.95 \pm 0.31) \times 10^{-3}$.

3. – Measurement of the branching fraction for $D_s^+ \rightarrow \tau^+ \nu_\tau$ and extraction of the decay constant f_{D_s}

The purely leptonic decays of the D_s^+ meson provide a clean probe of the pseudoscalar meson decay constant f_{D_s} , which describes the amplitude for the c and \bar{s} quarks to have zero spatial separation within the meson. In the SM these decays occur through a virtual W^+ boson which decays to a lepton pair, ignoring radiative processes, the total width is

$$(2) \quad \Gamma(D_s^+ \rightarrow \ell^+ \nu_\ell) = \frac{G_F^2}{8\pi} M_{D_s^+}^3 \left(\frac{m_\ell}{M_{D_s^+}} \right)^2 \left(1 - \frac{m_\ell^2}{M_{D_s^+}^2} \right)^2 |V_{cs}|^2 f_{D_s}^2,$$

where $M_{D_s^+}$ and m_ℓ are the D_s^+ and lepton masses, respectively, G_F is the Fermi coupling constant, $|V_{cs}|$ is the magnitude of the CKM matrix element that characterizes the coupling of the weak charged current to the c and \bar{s} quarks. In the context of the SM, predictions for meson decay constants can be obtained from QCD lattice calculations [5-9]. The most precise theoretical prediction for f_{D_s} is (241 ± 3) MeV [7]. This value is in slight disagreement with the current measurement of f_{D_s} [10]. It is important to validate the lattice QCD predictions through measurements of f_{D_s} as these computational methods are also used in other areas such as B meson decays. In addition, it is possible that physics beyond the SM can induce a difference between the theoretical prediction and the measured value.

The relatively large branching fraction for the τ^+ decay mode motivates the use of the decay sequence $D_s^+ \rightarrow \tau^+ \nu_\tau$, $\tau^+ \rightarrow e^+ \nu_e \bar{\nu}_\tau$ in this analysis. We use the well-known branching fraction $\mathcal{B}(D_s^+ \rightarrow K_S^0 K^+)$ for normalization. This analysis uses an integrated luminosity of 427 fb^{-1} corresponding to the production of approximately 554 million $c\bar{c}$ events.

Signal events are reconstructed in the production processes $e^+ e^- \rightarrow c\bar{c} \rightarrow D_s^{*+} \bar{D}_{\text{TAG}} \bar{K}^{0,-} X$, with the subsequent decay $D_s^{*+} \rightarrow D_s^+ \gamma$. Here, \bar{D}_{TAG} is a fully reconstructed hadronic \bar{D} meson decay, required to suppress the large background from non-charm continuum $q\bar{q}$ pair production; X represents a set of any number of pions (π^0 and π^\pm) produced in the $c\bar{c}$ fragmentation process, and $\bar{K}^{0,-}$ represents a single \bar{K}^0 or K^- from $c\bar{c}$ fragmentation required to balance strangeness in the event. In addition we require a reconstructed e^+ which tags the decay $\tau^+ \rightarrow e^+ \nu_e \bar{\nu}_\tau$. In a similar reconstruction we select $D_s^+ \rightarrow K_S^0 K^+$ events.

We extract the signal yields using the D_s^+ candidate mass determined from the 4-momentum recoiling against the $\bar{D}_{\text{TAG}} \bar{K}^{0,-} X \gamma$ system. The fit results are shown in fig. 2. We compute the branching fraction using the formula

$$(3) \quad \frac{\mathcal{B}(D_s^+ \rightarrow \tau^+ \nu_\tau)}{\mathcal{B}(D_s^+ \rightarrow K_S^0 K^+)} = \frac{\mathcal{B}(K_S^0 \rightarrow \pi^+ \pi^-)}{\mathcal{B}(\tau^+ \rightarrow e^+ \nu_e \bar{\nu}_\tau)} \frac{(N_S)^{\tau \nu_\tau}}{(N_S)^{K_S^0 K^+}} \frac{\epsilon^{K_S^0 K^+}}{\epsilon^{\tau \nu_\tau}},$$

where N_S and ϵ refer to the number of signal events and total efficiency for the $\tau \nu$ and the normalizing decay modes. The values of the $K_S^0 \rightarrow \pi^+ \pi^-$ and $\tau^+ \rightarrow e^+ \nu_e \bar{\nu}_\tau$ branching

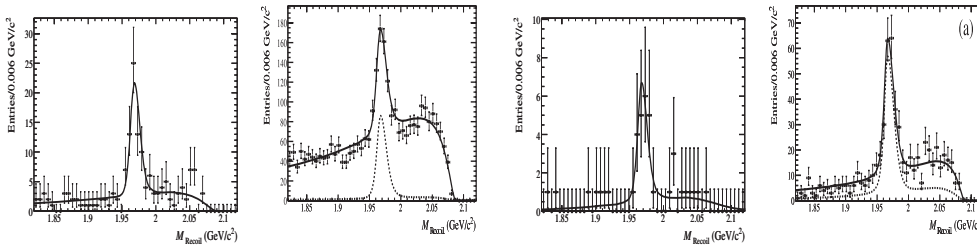


Fig. 2. – Left two plots show the recoil mass for $D_s^+ \rightarrow \tau^+ \nu_\tau$ ($\tau^+ \rightarrow e^+ \nu_e \bar{\nu}_\tau$) with $E_{\text{extra}} = 0$ and $E_{\text{extra}} > 0$. E_{extra} is the remaining energy in the calorimeter after the full event reconstruction. The two right plots show the corresponding distributions for $D_s^+ \rightarrow K_S^0 K^+$ events. The solid curve shows the total fit while the dashed curve shows the signal component.

fractions are obtained from [11]. We find $B(D_s^+ \rightarrow \tau^+ \nu_\tau) = (4.5 \pm 0.5 \pm 0.4 \pm 0.3)\%$ and use eq. (2) to compute $f_{D_s} = (233 \pm 13 \pm 10 \pm 7)$ MeV [12]. Here the errors are statistical, systematic, and due to PDG parameter values.

4. – Measurement of D^0 - \bar{D}^0 mixing using the ratio of lifetimes for the decays $D^0 \rightarrow K^- \pi^+$ and $K^+ K^-$

Mixing in the charm sector has only recently been observed at B-factories. One manifestation of D^0 - \bar{D}^0 mixing is differing D^0 decay time distributions for decays to different CP eigenstates [13]. We present here a measurement of this lifetime difference using a sample of D^0 and \bar{D}^0 decays in which the initial flavor of the decaying meson is unknown.

Assuming CP conservation in mixing, the two neutral D mass eigenstates $|D_1\rangle$ and $|D_2\rangle$ can be represented as

$$(4) \quad \begin{aligned} |D_1\rangle &= p|D^0\rangle + q|\bar{D}^0\rangle, \\ |D_2\rangle &= p|D^0\rangle - q|\bar{D}^0\rangle, \end{aligned}$$

where $|p|^2 + |q|^2 = 1$. The rate of D^0 - \bar{D}^0 mixing can be characterized by the parameters $x \equiv \Delta m/\Gamma$ and $y \equiv \Delta\Gamma/2\Gamma$, where $\Delta m = m_1 - m_2$ and $\Delta\Gamma = \Gamma_1 - \Gamma_2$ are, respectively, the differences between the mass and width eigenvalues of the states in eq. (4), and $\Gamma = (\Gamma_1 + \Gamma_2)/2$ is the average width. If either x or y is non-zero, mixing will occur, altering the decay time distribution of D^0 and \bar{D}^0 mesons decaying into final states of specific CP [11]. In the limit of small mixing, and no CP violation in mixing or in the interference between mixing and decay, the mean lifetimes of decays to a CP eigenstate of samples of D^0 ($\tau_{hh}^{D^0}$) and \bar{D}^0 ($\tau_{hh}^{\bar{D}^0}$) mesons, and the mean lifetime of decays to a state of indefinite CP ($\tau_{K\pi}$), can be combined to form the quantity

$$(5) \quad y_{CP} = \frac{\langle\tau_{K\pi}\rangle}{\langle\tau_{hh}\rangle} - 1,$$

where $\langle\tau_{hh}\rangle = (\tau_{hh}^{D^0} + \tau_{hh}^{\bar{D}^0})/2$. An analogous expression $\langle\tau_{K\pi}\rangle$ holds for the $K^- \pi^+$ final state. If y_{CP} is zero there is no D^0 - \bar{D}^0 mixing attributable to a width difference, although

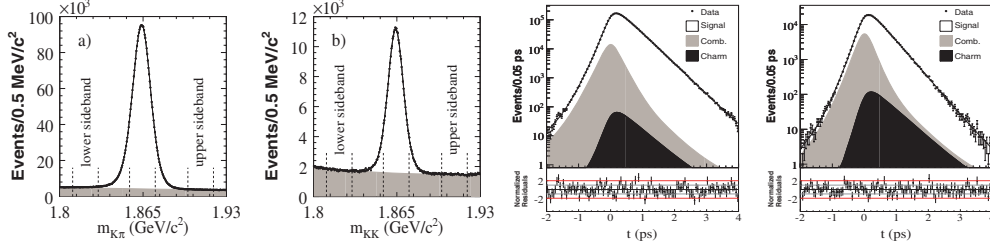


Fig. 3. – The left plots show the D^0 candidate invariant mass distribution for $K^- \pi^+$ and $K^+ K^-$, data are shown by points, total fit as by a curve and background contribution as solid shade. The right plots show the decay time distribution for data (points), total lifetime fit (curve), combinatorial background (gray), and charm background (black) overlaid.

mixing caused by a mass difference may be present. In the limit of no direct CP violation, $y_{CP} = y$.

In this analysis we reconstruct D^0 mesons in reactions of the kind $e^+e^- \rightarrow c\bar{c} \rightarrow D^0 X$, where X is any additional system and D^0 decays to either $K^- K^+$ or $K^- \pi^+$. The decay time of the D^0 candidates is calculated using the measured displacement of the D^0 decay vertex with respect to the e^+e^- interaction region. The D^0 candidate mass distributions and decay time distributions are shown in fig. 3. To determine the D^0 lifetime in each channel we fit the decay time distributions using an exponential distribution convolved with the resolution function determined from simulated signal events. We find a value of $y_{CP}(\text{untagged}) = [1.12 \pm 0.26(\text{stat}) \pm 0.22(\text{syst})]\%$, which excludes the no-mixing hypothesis at 3.3σ [14].

5. – Search for CP violation using T -odd correlations in $D^0 \rightarrow K^+ K^- \pi^+ \pi^-$ decays

Physics beyond the SM, often referred to as New Physics (NP), can manifest itself through the production of new particles, probably at high mass, or through rare processes not consistent with SM origins. SM predictions for CP asymmetries in charm meson decays are generally of $\mathcal{O}(10^{-3})$, *i.e.* at least one order of magnitude lower than current experimental limits [15]. Thus, the observation of CP violation with current sensitivities signal NP. We report the results of a search for CP violation in the decay process $D^0 \rightarrow K^+ K^- \pi^+ \pi^-$ using a kinematic triple product correlation of the form $C_T = \mathbf{p}_1 \cdot (\mathbf{p}_2 \times \mathbf{p}_3)$, where each \mathbf{p}_i is a momentum vector of one of the particles in the decay. The product is odd under time-reversal (T) and, assuming the CPT theorem, T -violation is a signal for CP -violation. Strong interaction dynamics can produce a non-zero value of the A_T asymmetries,

$$(6) \quad A_T \equiv \frac{\Gamma(C_T > 0) - \Gamma(C_T < 0)}{\Gamma(C_T > 0) + \Gamma(C_T < 0)},$$

where Γ is the decay rate for the process, even if the weak phases are zero. After defining a similar formula for the CP -conjugate decay process we can construct $\mathcal{A}_T = \frac{1}{2}(A_T - \overline{A}_T)$; a non-zero value of \mathcal{A}_T would signal CP -violation [16].

Following the suggestion by Bigi [17] to study CP violation using this technique, the FOCUS Collaboration made the first measurements using approximately 800 events and

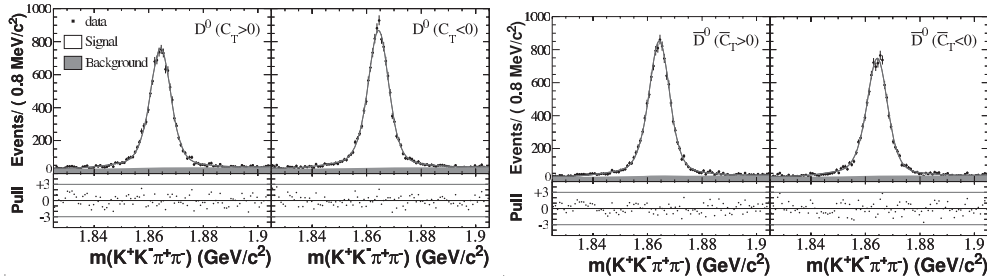


Fig. 4. – Fit projections onto $m(K^+K^-\pi^+\pi^-)$ for the four different C_T subsamples after a Δm signal selection. The shaded areas indicate the total backgrounds. The normalized fit residuals, represented by the pulls, are also shown under each distribution.

reported $\mathcal{A}_T(D^0 \rightarrow K^+K^-\pi^+\pi^-) = 0.010 \pm 0.057 \pm 0.037$ [18]. We perform a similar study using approximately 1.5×10^5 signal events.

Reactions of the kind $e^+e^- \rightarrow X D^{*+}$; $D^{*+} \rightarrow \pi_s^+ D^0$; $D^0 \rightarrow K^+K^-\pi^+\pi^-$, where X indicates any additional (unreconstructed) system, have been selected. We require the D^0 to have a CM momentum greater than $2.5 \text{ GeV}/c$. According to the D^{*+} tag and the C_T variable, we divide the total data sample into four subsamples. The D^0 yields are determined using a binned, extended maximum-likelihood fit to the 2D ($m(K^+K^-\pi^+\pi^-)$, Δm) distribution obtained with the two observables $m(K^+K^-\pi^+\pi^-)$ and $\Delta m \equiv m(K^+K^-\pi^+\pi^-\pi_s^+) - m(K^+K^-\pi^+\pi^-)$. The functional forms of the probability density functions (PDFs) for the signal and background components are based on studies of MC samples. We make use of combinations of Gaussian and Johnson SU [19] lineshapes for peaking distributions, and we use polynomials and threshold functions for the non-peaking backgrounds. Figure 4 shows the $K^+K^-\pi^+\pi^-$ mass distributions for the four different C_T subsamples. The asymmetry determined using the signal yields is found to be consistent with zero: $\mathcal{A}_T = (1.0 \pm 5.1_{\text{stat}} \pm 4.4_{\text{syst}}) \times 10^{-3}$ with a sensitivity of $\sim 0.6\%$ [20].

6. – Searches for lepton flavor violation in the decays $\tau^\pm \rightarrow e^\pm\gamma$ and $\tau^\pm \rightarrow \mu^\pm\gamma$

Despite the existence of neutrino oscillations [21], decays of $\tau^\pm \rightarrow \ell^\pm\gamma$ (where $\ell = e, \mu$) are predicted to have unobservably low rates [22] in the SM. Thus, observation of charged lepton flavor violation would be an unambiguous signature of new physics. Presently, the most stringent limits are $\mathcal{B}(\tau^\pm \rightarrow e^\pm\gamma) < 1.1 \times 10^{-7}$ [23] and $\mathcal{B}(\tau^\pm \rightarrow \mu^\pm\gamma) < 4.5 \times 10^{-8}$ [24] at 90% CL, using 232.2 fb^{-1} and 535 fb^{-1} of e^+e^- annihilation data collected near the $\Upsilon(4S)$ resonance by the *BABAR* and Belle experiments, respectively. This analysis utilizes the entire *BABAR* dataset corresponding to a luminosity of 425.5 fb^{-1} , 28.0 fb^{-1} and 13.6 fb^{-1} recorded at the $\Upsilon(4S)$, $\Upsilon(3S)$ and $\Upsilon(2S)$ resonances, and 44.4 fb^{-1} , 2.6 fb^{-1} and 1.4 fb^{-1} recorded at 40 MeV, 30 MeV and 30 MeV below the resonances, respectively.

The signal is characterized by a $\ell^\pm\gamma$ pair with an invariant mass and total energy in the CM frame ($E_{\ell\gamma}^{\text{CM}}$) close to $m_\tau = 1.777 \text{ GeV}/c^2$ [11] and $\sqrt{s}/2$, respectively. Candidate events must also contain another τ decay product (one or three tracks). The signal-side hemisphere must contain one photon with CM energy E_γ^{CM} greater than 1 GeV and one track within the calorimeter acceptance with momentum in the CM frame less than $0.77\sqrt{s}/2$. This track must be identified as an electron or a muon for the $\tau^\pm \rightarrow e^\pm\gamma$ or $\tau^\pm \rightarrow \mu^\pm\gamma$ search.

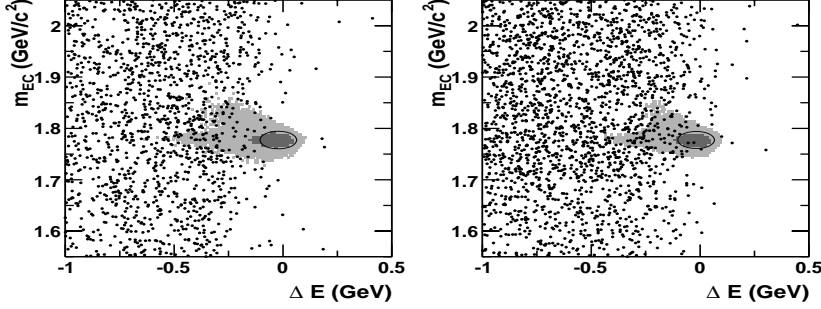


Fig. 5. – Distributions of $\tau^\pm \rightarrow e^\pm\gamma$ (left) and $\tau^\pm \rightarrow \mu^\pm\gamma$ (right) candidate decays in the m_{EC} vs. ΔE plane. Data are shown as dots and contours containing 90% (50%) of signal MC events are shown as light- (dark-) shaded regions. The 2σ ellipse is shown also.

Signal decays are searched for using two kinematic variables: the energy difference $\Delta E = E_{e\gamma}^{\text{CM}} - \sqrt{s}/2$ and the beam-energy constrained τ mass (m_{EC}), obtained from a kinematic fit after requiring the CM τ energy to be $\sqrt{s}/2$. For signal events, the m_{EC} and ΔE distributions are centered at m_τ and small negative values, respectively, where the shifts from zero for the latter are due to radiation and photon energy reconstruction effects. The m_{EC} vs. ΔE distributions are modeled by 2-dimensional probability density functions (PDFs) summed over all background event types. We observe 0 and 2 events for the $\tau^\pm \rightarrow e^\pm\gamma$ and $\tau^\pm \rightarrow \mu^\pm\gamma$ searches inside the 2σ signal ellipse as shown in fig. 5. As there is no evidence for a signal, we set a frequentist upper limit calculated using $\mathcal{B}_{\text{UL}}^{\text{90}} = N_{\text{UL}}^{\text{90}}/(N_\tau \varepsilon)$ to be $\mathcal{B}(\tau^\pm \rightarrow e^\pm\gamma) < 3.3 \times 10^{-8}$ and $\mathcal{B}(\tau^\pm \rightarrow \mu^\pm\gamma) < 4.4 \times 10^{-8}$ at 90% CL [25], where ε is the signal efficiency inside the 2σ signal ellipse and $N_{\text{UL}}^{\text{90}}$ is the 90% CL upper limit on the number of signal events, estimated using the POLE program [26].

7. – Conclusions

In conclusion, the *BABAR* Collaboration continues to exploit its rich data-set to study fundamental aspects of flavor physics. In this paper we report an update to our previous measurement of the CKM element $|V_{ub}|$ using exclusive $B \rightarrow \pi\ell\nu$ decays. In the charm sector we have extracted a value of f_{D_s} from $D_s^+ \rightarrow \tau^+\nu_\tau$ decays, we have measured the mixing parameter y_{CP} using the lifetime ratio $\frac{\langle\tau_{K\pi}\rangle}{\langle\tau_{hh}\rangle}$ in D^0 decays, and we have also searched for CP violation using T -odd correlations in 4-body D^0 decays to $K^+K^-\pi^+\pi^-$. Finally, in the tau sector we have placed upper limits on the rates of lepton flavor violating decays $\tau^\pm \rightarrow e^\pm\gamma$ and $\tau^\pm \rightarrow \mu^\pm\gamma$.

REFERENCES

- [1] AUBERT B. *et al.* (BABAR COLLABORATION), *Phys. Rev. Lett.*, **99** (2007) 171803.
- [2] CHEN K. F. *et al.* (BELLE COLLABORATION), *Phys. Rev. Lett.*, **98** (2007) 031802.
- [3] CABIBBO N., *Phys. Lett.*, **10** (1963) 531 KOBAYASHI M. and MASKAWA T., *Prog. Theor. Phys.*, **49** (1973) 652.
- [4] AUBERT B. *et al.* (BABAR COLLABORATION), *Phys. Rev. D*, **72** (2005) 051102.
- [5] BORDES J., PEÑARROCHA J. and SCHILCHER K., *JHEP*, **0511** (2005) 014.

- [6] KHAN A. ALI *et al.* (QCDSF COLLABORATION), *Phys. Lett. B*, **652** (2007) 150.
- [7] FOLLANA E. *et al.* (HPQCD and UKQCD COLLABORATIONS), *Phys. Rev. Lett.*, **100** (2008) 062002.
- [8] AUBIN C. *et al.* (MILC COLLABORATION), *Phys. Rev. Lett.*, **95** (2005) 122002.
- [9] BERNARD C. *et al.* (FERMILAB LATTICE and MILC COLLABORATIONS), *PoS LATTICE2008*, 278 (2008).
- [10] ONYISI P. U. E. *et al.* (CLEO COLLABORATION), *Phys. Rev.*, **79** (2009) 052002.
- [11] AMSLER C. *et al.* (PARTICLE DATA GROUP), *Phys. Lett. B*, **667** (2008) 1.
- [12] AUBERT *et al.* (BABAR COLLABORATION), arXiv:1003.3063 (2010).
- [13] LIU T. H., *Workshop on the Future of High Sensitivity Charm Experiments: CHARM2000, Batavia, IL, 7-9 Jun 1994* [arXiv:hep-ph/9408330].
- [14] AUBERT *et al.* (BABAR COLLABORATION), *Phys. Rev. D*, **80** (2009) 071103.
- [15] SCHWARTZ A. J. (HFAG CHARM GROUP), arXiv:0911.1464.
- [16] BENSALÉM W., DATTA A. and LONDON D., *Phys. Rev. D*, **66** (2002) 094004 BENSALÉM W. and LONDON D., *Phys. Rev. D*, **64** (2001) 116003 BENSALÉM W., DATTA A. and LONDON D., *Phys. Lett. B*, **538** (2002) 309.
- [17] BIGI I. I., *Proceedings of KAON2001: International Conference on CP Violation, Pisa, Italy, 12-17 Jun 2001*, p. 417 (hep-ph/0107102).
- [18] LINK J. M. *et al.* (FOCUS COLLABORATION), *Phys. Lett. B*, **634** (2006) 165.
- [19] JOHNSON N. L., *Biometrika*, **36** (1949) 149.
- [20] AUBERT B. *et al.* (BABAR COLLABORATION), arXiv:1003.3397 (2010).
- [21] CLEVELAND B. T. *et al.*, *Astrophys. J.*, **496** (1998) 505 FUKUDA Y. *et al.* (SUPER-KAMIOKANDE COLLABORATION), *Phys. Rev. Lett.*, **81** (1562) 1998 AHMAD Q. R. *et al.* (SNO COLLABORATION), *Phys. Rev. Lett.*, **89** (2002) 011301; AHN M. H. *et al.* (K2K COLLABORATION), *Phys. Rev. Lett.*, **90** (2003) 041801.
- [22] LEE B. W. and SHROCK R. E., *Phys. Rev. D*, **16** (1444) 1977.
A value of $\Delta m_{32}^2 \approx 3 \times 10^{-3} (\text{eV}/c^2)^2$ [21] and maximal mixing implies $\mathcal{B}(\tau^\pm \rightarrow \mu^\pm \gamma) \approx \mathcal{O}(10^{-54})$.
- [23] AUBERT B. *et al.* (BABAR COLLABORATION), *Phys. Rev. Lett.*, **96** (2006) 041801.
- [24] HAYASAKA K. *et al.* (BELLE COLLABORATION), *Phys. Lett. B*, **666** (2008) 16.
- [25] AUBERT B. *et al.* (BABAR COLLABORATION), *Phys. Rev. Lett.*, **104** (2010) 021802.
- [26] CONRAD J., BOTNER O., HALLGREN A. and DE LOS HEROS C. PEREZ, *Phys. Rev. D*, **67** (2003) 012002.