

IL NUOVO CIMENTO  
DOI 10.1393/ncc/i2005-10055-y

VOL. 28 C, N. 3

Maggio-Giugno 2005

## Global characteristics of X-ray flashes and X-ray rich GRBs observed by HETE-2<sup>(\*)</sup>

T. SAKAMOTO<sup>(1)</sup>, D. Q. LAMB<sup>(2)</sup>, N. KAWAI<sup>(3)</sup>, A. YOSHIDA<sup>(4)</sup>, C. GRAZIANI<sup>(2)</sup>  
E. E. FENIMORE<sup>(9)</sup>, T. Q. DONAGHY<sup>(2)</sup>, M. MATSUOKA<sup>(8)</sup>, M. SUZUKI<sup>(3)</sup>  
G. RICKER<sup>(12)</sup>, J.-L. ATTEIA<sup>(10)</sup>, Y. SHIRASAKI<sup>(5)</sup>, T. TAMAGAWA<sup>(6)</sup>  
K. TORII<sup>(7)</sup>, Y. NAKAGAWA<sup>(4)</sup>, M. GALASSI<sup>(9)</sup>, J. DOTY<sup>(12)</sup>, R. VANDERSPEK<sup>(12)</sup>  
G. B. CREW<sup>(12)</sup>, J. VILLASENOR<sup>(12)</sup>, N. BUTLER<sup>(12)</sup>, J. G. JERNIGAN<sup>(13)</sup>  
C. BARRAUD<sup>(10)</sup>, M. BORE<sup>(11)</sup>, J.-P. DEZALAY<sup>(11)</sup>, J.-F. OLIVE<sup>(11)</sup>, K. HURLEY<sup>(13)</sup>  
S. E. WOOSLEY<sup>(15)</sup>, G. PIZZICHINI<sup>(14)</sup> and HETE-2 SCIENCE TEAM

<sup>(1)</sup> NASA/Goddard Space Flight Center - Greenbelt, MD 20771, USA

<sup>(2)</sup> University of Chicago - IL 60637, USA

<sup>(3)</sup> Tokyo Institute of Technology - 2-12-1 Ookayama, Meguro  
Tokyo 152-8551, Japan

<sup>(4)</sup> Aoyama Gakuin University - 6-16-1 Chitosedai, Setagaya  
Tokyo 157-8572, Japan

<sup>(5)</sup> National Astronomical Observatory - 2-21-1 Osawa, Mitaka  
Tokyo 181-8588, Japan

<sup>(6)</sup> RIKEN (Institute of Physical and Chemical Research)  
2-1 Hirosawa, Wako, Saitama 351-0198, Japan

<sup>(7)</sup> Osaka University - 1-1 Machikaneyama-cho, Toyonaka  
Osaka 560-0043, Japan

<sup>(8)</sup> Japan Aerospace Exploration Agency (JAXA)  
Tsukuba, Ibaraki 305-8505 Japan

<sup>(9)</sup> Los Alamos National Laboratory - P.O. Box 1663  
Los Alamos, NM 87545, USA

<sup>(10)</sup> Observatoire Midi-Pyrénées - 14 Avenue Edouard Belin  
31400 Toulouse, France

<sup>(11)</sup> CNRS/UPS - B.P. 4346, 31028 Toulouse Cedex 4, France

<sup>(12)</sup> Massachusetts Institute of Technology - 70 Vassar Street  
Cambridge, MA 02139, USA

<sup>(13)</sup> University of California at Berkeley - 7 Gauss Way  
Berkeley, CA 94720-7450, USA

<sup>(14)</sup> INAF/IASF Sezione di Bologna - via Gobetti 101  
40129 Bologna, Italy

<sup>(15)</sup> University of California at Santa Cruz - 477 Clark Kerr Hall  
Santa Cruz, CA 95064, USA

(ricevuto il 23 Maggio 2005; pubblicato online il 16 Settembre 2005)

---

(\*) Paper presented at the "4th Workshop on Gamma-Ray Burst in the Afterglow Era", Rome, October 18-22, 2004.

**Summary.** — We describe and discuss the global properties of 45 gamma-ray bursts (GRBs) observed by HETE-2 during the first three years of its mission, focusing on the properties of X-Ray Flashes (XRFs) and X-ray-rich GRBs (XRRs). We find that: 1) the numbers of XRFs, XRRs, and GRBs are comparable, 2) the durations of XRFs and XRRs are similar to those of GRBs, and 3) the spectral properties of XRFs and XRRs are similar to those of GRBs, except that the values of the peak energy  $E_{\text{peak}}$  of the burst spectrum is  $\nu F_{\nu}$ , the peak flux  $F$ , and the fluence  $S$  of XRFs are much smaller—and those of XRRs are smaller— than those of GRBs. These results provide strong evidence that all three kinds of bursts arise from the same phenomenon.

PACS 98.70.Rz – Gamma-rays sources, gamma-ray bursts.

PACS 01.30.Cc – Conference proceedings.

## 1. – Introduction

Gamma-ray bursts (GRBs) whose energy fluence in X-ray energy band  $S_X$  (2–30 keV) is larger than their energy fluence in the gamma-ray  $S_\gamma$  (30–400 keV) have received increasing attention. These events are so-called X-ray flashes (XRFs) and X-ray-rich GRBs (XRR) depending on their hardness, and are studied in details by *Ginga* [1] and *BeppoSAX* [2] satellite. Understanding the relationship between XRFs, XRRs, and GRBs<sup>(1)</sup> may provide a deeper knowledge of the prompt emission of GRBs.

In this paper, we investigate the global properties of 45 GRBs localized by HETE-2 between the beginning of the mission and 2003 September. The time-averaged spectral analysis is performed to all of them using both WXM (2–25 keV) and FREGATE (7–400 keV) data. Three spectral models: the simple power law model, the power law times exponential cutoff model, and the Band function [3] are tested for the fitting.

## 2. – Distribution of the fluence ratio $S_X/S_\gamma$

Figure 1 shows the distribution of XRFs, XRRs, and GRBs in the  $[S(2\text{--}30\text{ keV}), S(30\text{--}400\text{ keV})]$ -plane. The three GRB classes seems to form a single broad distribution. The numbers of XRFs, XRRs, and GRBs, are 16, 19, and 10, respectively. The numbers of three kinds of bursts are roughly equal.

## 3. – Distribution of duration and low energy photon index $\alpha$

The distributions of the burst duration and the low energy photon index are shown in fig. 2. There is no evidence for any difference in the distribution of the duration between the three kinds of GRBs. Although the energy bands in which durations are calculated are different for HETE-2 and BATSE, we also found no difference in the distribution of durations of the BATSE long GRBs [4]. This result is consistent with the *BeppoSAX* WFC/CGRO BATSE sample of XRFs [5].

---

<sup>(1)</sup> Throughout this paper, we define “X-ray-rich” GRBs (XRRs) and “X-ray flashes” (XRFs) as those events for which  $\log[S_X(2\text{--}30\text{ keV})/S_\gamma(30\text{--}400\text{ keV})] > -0.5$  and  $0.0$ , respectively.

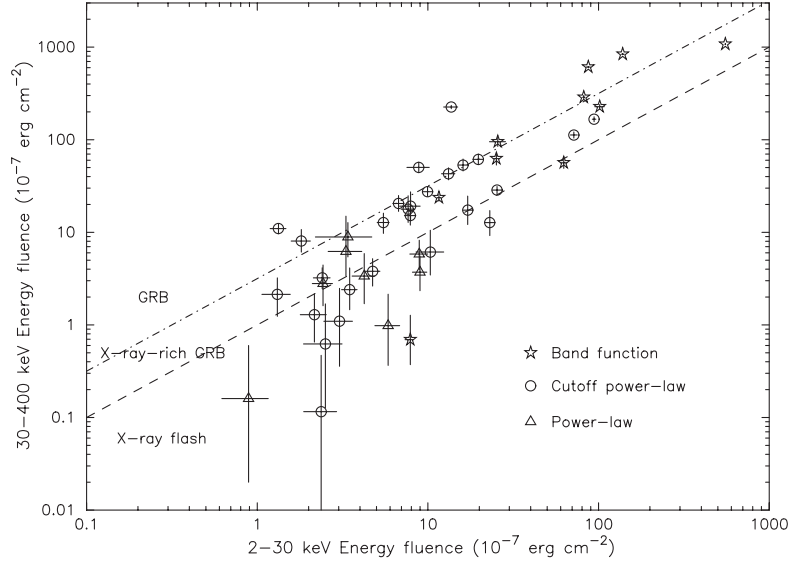


Fig. 1. – Distribution of 45 bursts in the  $[S(2-30\text{ keV}), S(30-400\text{ keV})]$ -plane. The dashed line corresponds to the boundary between XRFs and XRRs. The dash-dotted line corresponds to the boundary between XRRs and GRBs.

Our sample suffers from small number of statistics, however, there are no significant difference between the distribution of  $\alpha$ . This result is also consistent with the WFC/BATSE sample [5].

#### 4. – Distribution of $E_{\text{peak}}$

Distributions of  $E_{\text{peak}}$  for each GRB class are shown in fig. 3. The  $E_{\text{peak}}$  values of HETE-2 burst sample extends to much lower energies than that of the BATSE sample of the time-resolved spectra of bright bursts [6]. Note that the clear separation between XRFs and XRRs around 30 keV is due to the fact that we are classifying the GRBs for 30 keV as a boundary.

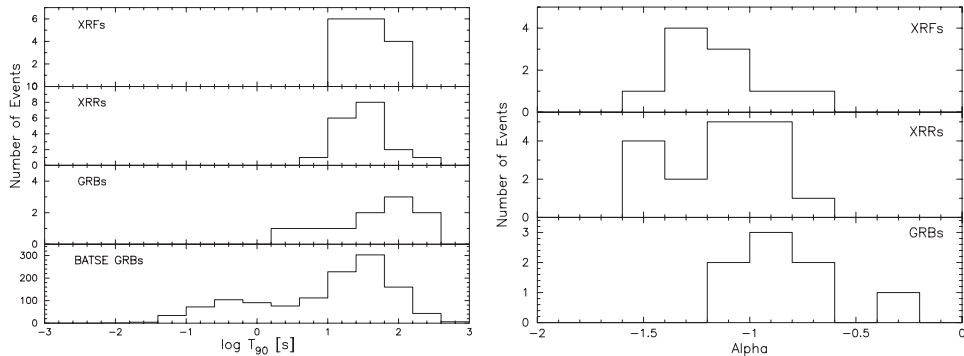


Fig. 2. – Left: Comparison between  $T_{90}$  measurement of burst duration in the 2–25 keV energy band for the three kinds of bursts seen by HETE-2 and in the 50–300 keV energy band for BATSE GRBs. Right: Distribution of the low-energy photon index  $\alpha$  for each of three kinds of bursts.

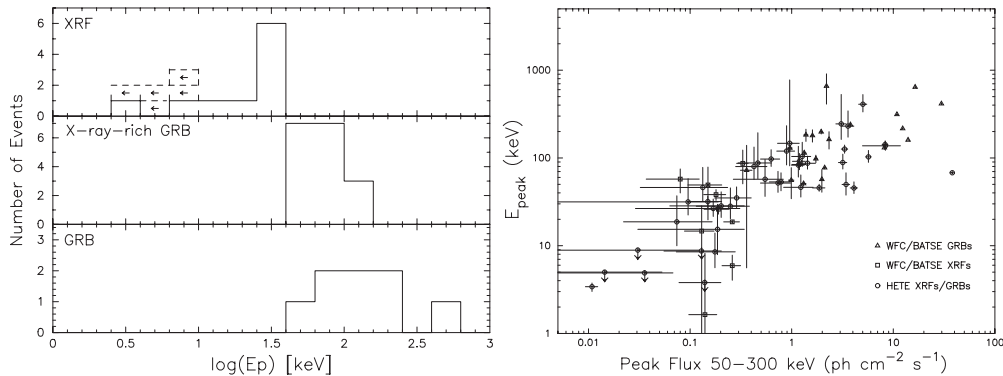


Fig. 3. – Left: Distribution of  $E_{\text{peak}}$  for each of three kinds of bursts. The events labeled with left-pointing arrows are the 99.7% upper limits for  $E_{\text{peak}}$  derived using the *constrained* Band function [7]. Right: Distribution of HETE-2 bursts (circles), WFC/BATSE GRBs (triangles), and WFC/BATSE XRFs (squares).

### 5. – $E_{\text{peak}}$ vs. 50–300 keV peak photon flux

The distribution of the HETE sample is consistent with the distribution of the BATSE/WFC sample [5] in the  $E_{\text{peak}}$  and the 50–300 keV peak flux plane. Moreover, the distribution of the HETE bursts extends down to fainter photon peak fluxes.

### 6. – Conclusion

We have studied the global properties of 45 GRBs observed by HETE-2 during the first three years of its mission, focusing on the properties of XRFs and XRRs. We find that: 1) the numbers of XRFs, XRRs, and GRBs are comparable, 2) the durations are similar to those of GRBs, 3) the spectral properties of XRFs and XRRs are similar to those of GRBs, except that  $E_{\text{peak}}$ , the peak flux, and the fluence of XRFs are much smaller than those of GRBs. These results provide strong evidence that all three kinds of bursts arise from the same phenomenon.

\* \* \*

We would like to thank Dr. R. M. KIPPEN for providing us the WFC/BATSE spectral parameters.

### REFERENCES

- [1] STROHMAYER T. E., FENIMORE E. E., MURAKAMI T. and YOSHIDA A., *ApJ*, **500** (1998) 873.
- [2] HEISE J., IN'T ZAND J. J. M., KIPPEN R. M. and WOODS P. M., in *Gamma-Ray Bursts in the Afterglow Era*, edited by COSTA E., FRONTERA F. and HJORTH J., *Springer ESO Astrophysics Symposia, Berlin, 2001* (Springer) 2002, p. 16.
- [3] BAND D. *et al.*, *ApJ*, **413** (1993) 281.
- [4] PACIASAS W. S. *et al.*, *ApJS*, **122** (1999) 465.
- [5] KIPPEN R. M., WOODS P. M., HEISE J. *et al.*, in *Gamma-Ray Bursts and Afterglow Astronomy 2001*, edited by RICHER G. R. and VANDERSPEK R. K., *AIP Conf. Proc.* **662** (New York) 2003, p. 244.
- [6] PREECE R. D. *et al.*, *ApJS*, **126** (2000) 19.
- [7] SAKAMOTO T. *et al.*, *ApJ*, **602** (2004) 875.