

**RANDOM COEFFICIENT REGRESSIONS:
PARAMETRIC GOODNESS OF FIT TESTS ¹**

Pedro F. Delicado and Juan Romo

Abstract _____

Random coefficient regression models have been applied in different fields during recent years and they are a unifying frame for many statistical models. Recently, Beran and Hall (1992) opened the question of the nonparametric study of the distribution of the coefficients. Non-parametric goodness of fit tests were considered in Delicado and Romo (1994). In this paper we propose statistics for parametric goodness of fit tests and we obtain their asymptotic distributions. Moreover, we construct bootstrap approximations to these distributions, proving their validity. Finally, a simulation study illustrates our results.

Key words:

Goodness of fit, linear regression, random coefficient, parametric empirical processes.

¹Research partially supported by DGICYT PB93-0232 (Spain).

1 Introduction and preliminaries

Random coefficient regression models have been applied in different fields during recent years; their general form is

$$Y_i = A_i + X_i B_i, \quad i \geq 1, \quad (1.1)$$

where Y_i and A_i are $p \times 1$ random variables, B_i is a $q \times 1$ random variable and X_i is a $p \times q$ random matrix. The triples $\{(A_i, B_i, X_i) : i \geq 1\}$ are independent and identically distributed and, for each i , (A_i, B_i) is independent of X_i . The distribution of (A_i, B_i, X_i) is not known and we can observe the n pairs (Y_i, X_i) , $1 \leq i \leq n$. These models include well known situations as random effects in ANOVA (see, e.g., Scheffé (1959)), deconvolution models (Fan (1991), van Es (1991)), location-scale mixture models or some heteroscedastic linear models. Their applications can be found in several fields (biology, econometrics, image compression) and Raj and Ullah (1981), Chow (1983), Nicholls and Quinn (1982), and Nicholls and Pagan (1985) survey this work. All this literature is focused on moments estimation, essentially mean and variance.

Beran and Hall (1992) began a nonparametric approach by considering the estimation of the joint distribution F_{AB} of the random parameter (A, B) . Beran (1991) introduced a minimum distance estimate and constructed prediction intervals for Y . Beran and Millar (1991) construct a $n^{1/2}$ -consistent minimum distance estimate of the coefficient distribution. Delicado and Romo (1994) present goodness of fit tests, obtain their asymptotic distributions under the null hypothesis and propose bootstrap approximations, proving their asymptotic validity.

In this paper, we study whether the distribution F_{AB} belongs to a parametric family $\{F_\theta \mid \theta \in \Theta \subseteq \mathbb{R}^N\}$. The article is organized as follows. First, Section 1.1 contains the framework and the preliminary results needed for the rest of the paper. Section 2 gives the asymptotic distributions of the test statistics. In Section 3 we provide a bootstrap resampling strategy to approach these distributions and we prove their validity. Finally, a simulation experiment is carried out in Section 4 to check the performance of these tests.

1.1 Preliminaries

In model (1.1), the joint distribution $F_{YX} = \mathcal{P}(F_{AB}, F_X)$ of (Y_i, X_i) depends on both the distribution F_{AB} and the distribution F_X of X_i . Let $P_n = \frac{1}{n} \sum_{i=1}^n \delta_{(Y_i, X_i)}$ and $F_{X,n} = \frac{1}{n} \sum_{i=1}^n \delta_{X_i}$ be the empirical distributions associated to the observations (Y_i, X_i) and X_i , respectively. For the parametric family $\{F_\theta \mid \theta \in \Theta \subseteq \mathbb{R}^N\}$, we want to study the test

$$\begin{cases} H_0 : F_{AB} \in \{F_\theta \mid \theta \in \Theta \subseteq \mathbb{R}^N\} \\ H_1 : F_{AB} \notin \{F_\theta \mid \theta \in \Theta \subseteq \mathbb{R}^N\}. \end{cases} \quad (1.2)$$

We will assume identifiability in model (1.1), i.e., $\mathcal{P}(F_{AB}, F_X) = \mathcal{P}(\tilde{F}_{AB}, F_X)$ implies $F_{AB} = \tilde{F}_{AB}$; sufficient conditions for identifiability were given by Beran and Millar (1991). To construct the corresponding statistics, we will use the empirical processes

$$\begin{aligned} D_n &= \sqrt{n} (P_n - \mathcal{P}(F_{AB}, F_X)), \\ J_n &= \sqrt{n} (P_n - \mathcal{P}(F_{AB}, F_{X,n})) \quad \text{and} \\ \hat{J}_n &= \sqrt{n} (P_n - \mathcal{P}(F_{\hat{\theta}_n}, F_{X,n})), \end{aligned}$$

where $\hat{\theta}_n$ is an estimator of the true value θ_0 in the parametric family $\{F_\theta \mid \theta \in \Theta \subseteq \mathbb{R}^N\}$. Consider the class $\mathcal{J} = \{I_{st} = (-\infty, s] \times (-\infty, t] : s \in \mathbb{R}^p, t \in \mathbb{R}^{pq}\}$ of $(p + pq)$ -dimensional semiintervals. Given $s \in \mathbb{R}^p, t \in \mathbb{R}^{pq}$,

$$\begin{aligned} J_n(s, t) = J_n(I_{st}) &= \sqrt{n} \left(\int_{\mathbb{R}^{p+pq}} I_{(-\infty, (s,t)]}(y, x) dP_n(y, x) - \int_{\mathbb{R}^{pq}} P_{F_{AB}}(A + xB \leq s) I_{(-\infty, t]}(x) dF_{X,n}(x) \right) = \\ &= \sqrt{n} \int_{\mathbb{R}^{p+pq}} (I_{(-\infty, s]}(y) - P_{F_{AB}}(A + xB \leq s)) I_{(-\infty, t]}(x) dP_n(y, x) = \\ &= \sqrt{n} \int_{\mathbb{R}^{p+pq}} f_{st}(y, x) dP_n(y, x) = \sqrt{n} P_n(f_{st}), \end{aligned}$$

where $f_{st}(y, x) = (I_{(-\infty, s]}(y) - P_{F_{AB}}(A + xB \leq s)) I_{(-\infty, t]}(x)$. Observe that $\mathcal{P}(F_{AB}, F_X)(f_{st}) = 0$. Thus, it turns out that, for each s, t , $J_n(s, t) = D_n(f_{st})$. Consider $\mathcal{F} = \{f_{st} \mid s \in \mathbb{R}^p, t \in \mathbb{R}^{pq}\}$. We refer to Giné and Zinn (1986) for the definitions of the classes \mathcal{F}' , \mathcal{F}^2 , $\mathcal{F}\mathcal{F}$, and for the notions of weak convergence in $l^\infty(\mathcal{F})$, Vapnik-Červonenkis and Donsker classes of functions.

An envelope for a class \mathcal{F} of functions $f : \mathcal{X} \rightarrow \mathbb{R}$ is a measurable function F such that $|f(x)| \leq F(x)$ for every $x \in \mathcal{X}$ and $f \in \mathcal{F}$. If $A \subset \mathcal{X}$ is a finite set and $\varepsilon > 0$, let

$$\begin{aligned} D(\varepsilon, A, F, \mathcal{F}) &= \min\{k \mid \text{there exist } f_1, \dots, f_k \in \mathcal{F} \text{ such that} \\ &\quad \sup_{f \in \mathcal{F}} \min_{1 \leq i \leq k} \sum_{x \in A} (f(x) - f_i(x))^2 \leq \varepsilon^2 \sum_{x \in A} F(x)^2\}, \end{aligned}$$

and define $D(\varepsilon, F, \mathcal{F}) = \sup\{D(\varepsilon, A, F, \mathcal{F}) \mid A \subseteq \mathcal{X}, A \text{ finite}\}$, where F is an envelope for \mathcal{F} . The corresponding entropy is $H(\varepsilon, F, \mathcal{F}) = \log D(\varepsilon, F, \mathcal{F})$.

We will use the following hypotheses in some of our results:

- (a) $P_{F_{AB}}(A + xB = s) = 0$ for all $x \in \text{Supp}(X)$ and all $s \in \mathbb{R}^p$, and
- (b) the distribution of (A, B) is discrete.

The next theorem gives the asymptotic behavior of D_n in the case of one-dimensional dependent variable Y .

THEOREM 1.1. (Delicado and Romo, 1994). *If either (a) or (b) hold then*

$$D_n \longrightarrow_w Z_{\mathcal{P}(F_{AB}, F_X)} \quad (1.3)$$

in $l^\infty(\mathcal{F})$, where $Z_{\mathcal{P}(F_{AB}, F_X)}$ is the $\mathcal{P}(F_{AB}, F_X)$ -brownian bridge with covariance structure given by

$$\begin{aligned} \text{Cov}(f_{st}, f_{uv}) &= \int_{\{x \leq t \wedge u\}} (P_{F_{AB}}(A + xB \leq s \wedge u) - \\ &\quad - P_{F_{AB}}(A + xB \leq s)P_{F_{AB}}(A + xB \leq u)) dF_X(x). \end{aligned}$$

If the dimension of Y is larger than one, the following result provides conditions guaranteeing the convergence of the empirical processes.

THEOREM 1.2. (Delicado and Romo, 1994). *Assume that $\text{Supp}(X)$ is compact and that $Y_x = A + xB$ is absolutely continuous for all $x \in \text{Supp}(X)$. Suppose also that the function $h(x, s) = P_{F_{AB}}(A + xB \leq s)$ has uniformly bounded partial derivatives:*

$$\begin{aligned} \left\| \frac{\partial h}{\partial x}(x, s) \right\| &\leq M_1 \quad , \quad x \in \mathbb{R}^{pq}, s \in \mathbb{R}^p, \\ \left\| \frac{\partial h}{\partial s}(x, s) \right\| &\leq M_2 \quad , \quad x \in \mathbb{R}^{pq}, s \in \mathbb{R}^p. \end{aligned}$$

Then

- (i) *The family of probability measures $\{P_{Y_x}, x \in \text{Supp}(X)\}$ is tight: for all $\varepsilon > 0$ there exists a compact $C(\varepsilon)$ such that $P_{Y_x}(C(\varepsilon)) \geq 1 - \varepsilon$, $x \in \text{Supp}(X)$. $C(\varepsilon)$ can be chosen to be of the form*

$$C(\varepsilon) = [l(\varepsilon), u(\varepsilon)]_p \equiv \{s \in \mathbb{R}^p \mid l(\varepsilon) \leq s \leq u(\varepsilon)\}.$$

- (ii) $D(\varepsilon, F, \mathcal{F}_p) \leq p^p \left(\frac{\varepsilon}{2M_2}\right)^{-p} \text{Vol}([l(\varepsilon), u(\varepsilon)]_p)$.

- (iii) *If*

$$\int_0^1 \log \left(\text{Vol}([l(\varepsilon/2), u(\varepsilon/2) + 1_p \frac{\varepsilon}{M_2}]_p) \right) d\varepsilon < \infty \quad (1.4)$$

then $\int_0^1 H(\varepsilon, F, \mathcal{F}_p) d\varepsilon < \infty$ and also $\int_0^1 H(\varepsilon, F, \mathcal{F}) d\varepsilon < \infty$, where $F = 1$.

Finally, we recall three results on weak convergence. The first two relate weak and uniform convergence for a measure μ and a sequence $\{\mu_n : n \in \mathbb{N}\}$ of measures defined on the Borel σ -algebra \mathcal{B} in a metric space \mathcal{X} .

THEOREM 1.3. (Ranga Rao, 1962). *$\{\mu_n : n \in \mathbb{N}\}$ converges weakly to μ if, and only if, for any uniformly bounded and equicontinuous class of functions \mathcal{F} defined on \mathcal{X} ,*

$$\limsup_{n \rightarrow \infty} \sup_{f \in \mathcal{F}} \left| \int f d\mu_n - \int f d\mu \right| = 0.$$

THEOREM 1.4. (Billingsley and Topsøe, 1967). *Let \mathcal{F} be a class of continuous functions on \mathcal{X} . Then*

$$\lim_{n \rightarrow \infty} \sup_{f \in \mathcal{F}} \left| \int f d\mu_n - \int f d\mu \right| = 0$$

if, and only if,

(i) $w_{\mathcal{F}}(\mathcal{X}) < \infty$, and

(ii) $\lim_{\delta \rightarrow 0} \sup_{f \in \mathcal{F}} P\{x | w_f(S(x, \delta)) > \varepsilon\} = 0$, for all $\varepsilon > 0$,

where $w_{\mathcal{F}}(B) = \sup\{|f(x) - f(y)|, f \in \mathcal{F}, x, y \in B\}$ for $B \in \mathcal{B}$, $w_f(B) = w_{\{f\}}(B)$ and $S(x, \delta)$ is the ball with center x and radius δ .

The next result is due to Rubin and it can be seen in Billingsley (1968), Theorem 5.5.

THEOREM 1.5. *Let $\{h_n : n \in \mathbf{N}\}$ and h be measurable functions from \mathcal{X} to the metric space \mathcal{X}' . Let $E = \{x \in \mathcal{X} | \exists \{x_n\} \rightarrow x, \text{ and } h_n(x_n) \not\rightarrow h(x)\}$. Assume that E is a measurable subset of \mathcal{X} with $\mu(E) = 0$. Then $\mu_n \rightarrow_w \mu$ implies that $\mu_n h_n^{-1} \rightarrow_w \mu h^{-1}$.*

2 Asymptotic distribution of the test statistics

To obtain the asymptotic distribution of the statistics used to test if F_{AB} belongs to the parametric family $\{F_{\theta} | \theta \in \Theta \subseteq \mathbf{R}^N\}$, we will assume that the model is continuous with respect to the parameter, i.e., $F_{\theta_n} \rightarrow_w F_{\theta_0}$ if $\theta_n \rightarrow \theta_0, \theta_0 \in \Theta$.

Let $\hat{\theta}_n$ be an estimate of θ_0 based on the sample $(Y_i, X_i), i = 1, \dots, n$, from model (1.1) with $p \geq 1$. Our goodness of fit statistics will be of either Kolmogorv-Smirnov or Cramér-von Misses type based on the empirical process

$$\hat{J}_n = \sqrt{n} \left(P_n - \mathcal{P}(F_{\hat{\theta}_n}, F_{X,n}) \right).$$

Let us recall the definitions of regular families and estimators (see, e.g., Shorack and Wellner (1986), p. 229).

DEFINITION 2.1. *Let $\Delta = (\Delta_1, \dots, \Delta_N)$ with $\Delta_j(\theta, z) = \partial F_{\theta} / \partial \theta_j, j = 1, \dots, N$. We say that $\{F_{\theta} | \theta \in \Theta \subseteq \mathbf{R}^N\}$ in \mathbf{R}^d is regular in θ if*

$$F_{\theta'}(z) = F_{\theta}(z) + \sum_{j=1}^N (\theta'_j - \theta_j) \Delta_j(\theta, z) + R(\theta, \theta', z)$$

where $\|R(\theta, \theta', \cdot)\|_{\infty} = o(\|\theta - \theta'\|_2)$ and $\Delta_j, j = 1, \dots, N$ are uniformly bounded in z .

Essentially, $\{F_{\theta}\}$ is regular if $F_{\theta}(z)$ is uniformly differentiable with respect to θ . If $F_{\theta}(z)$ has bounded partial derivatives with respect to θ and the function $(\partial/\partial\theta)F(\cdot)$ is uniformly continuous (or even $\{(\partial/\partial\theta)F(z), z \in \mathbf{R}^{pq}\}$ is equicontinuous) then $\{F_{\theta}\}$ is regular (see Pollard (1984), p. 119).

DEFINITION 2.2. Let $\{Z_i : i \in \mathbf{N}\}$ be independent random variables with distribution F_θ . The sequence of estimators $\{\hat{\theta}_n : n \in \mathbf{N}\}$ is **regular** if, for all j ,

$$\sqrt{n}(\hat{\theta}_{nj} - \theta_j) = \frac{1}{\sqrt{n}} \sum_{i=1}^n h_j(\theta, Z_i) + o_P(1),$$

where $Eh_j(\theta, Z_i) = 0$ and $V(h_j(\theta, Z_i)) = \sigma_j^2$.

Efficient estimators and M-estimators, for instance, are regular ones.

For $x \in \mathbb{R}^{pq}$, let $F(x, \theta, s) = P(A + xB \leq s)$ be the distribution function of $Y_x = A + xB$ when $(A, B) \sim F_\theta$, with partial derivatives $\Delta_j(x, \theta, s) = \partial F(x, \theta, s) / \partial \theta_j$. Let us denote by θ_0 the true value of θ . Define the class $\mathcal{H} = \{h_{st} : \mathbb{R}^{p+pq} \rightarrow \mathbb{R} \mid h_{st}(y, x) = \sum_{j=1}^N L_j(s, t, \theta_0) h_j(\theta_0, y, x), s \in \mathbb{R}^p, t \in \mathbb{R}^{pq}\}$, where $L_j(s, t, \theta) = E[\Delta_j(X, \theta, s) I_{(-\infty, t]}(X)]$ and h_j are the functions in the definition of regular estimators for the parameter θ .

THEOREM 2.1. Suppose $\{(Y_i, X_i), i \geq 1\}$ are i.i.d. variables from model (1.1) with $F_{AB} = F_{\theta_0}$. Let $\{F(x, \theta, s)\}$ be regular in θ for all x and let $\hat{\theta}_n = \theta(Y_1, X_1, Y_2, X_2, \dots, Y_n, X_n)$ be a regular sequence of estimators of θ . Assume that $\Delta_j(X_i, \theta_0, s)$ has finite expectation uniformly bounded in s and that

$$\frac{1}{n} \sum_{i=1}^n \Delta_j(X_i, \theta_0, s) I_{(-\infty, t]}(X_i) - L_j(s, t, \theta_0) = o_P(1), \quad j = 1, \dots, N,$$

uniformly in s and t . Suppose that hypotheses in either Theorem 1.1 or 1.2 hold for either $p = 1$ or $p > 1$, respectively. Then $\mathcal{F} + \mathcal{H}$ is a Donsker class for $\mathcal{P}(F_{\theta_0}, F_X)$ and

$$D_n \rightarrow_w Z_{\mathcal{P}(F_{\theta_0}, F_X)} \text{ in } l^\infty(\mathcal{F} + \mathcal{H}),$$

where $Z_{\mathcal{P}(F_{\theta_0}, F_X)}$ is the brownian bridge with the corresponding covariance structure determined by $\mathcal{P}(F_{\theta_0}, F_X)$. Moreover, $D_n(f_{st} + h_{st}) = \hat{J}_n(s, t) + o_P(1)$, for $s \in \mathbb{R}^p, t \in \mathbb{R}^{pq}$ uniformly in s and t .

PROOF: The regularity of $\{F(x, \theta, s)\}$ and the linearity of \mathcal{P} imply that

$$\begin{aligned} \mathcal{P}(F_{\hat{\theta}_n}, F_{X,n})(s, t) &= \frac{1}{n} \sum_{i=1}^n \mathcal{P}(F_{\hat{\theta}_n}, \delta_{X_i})(s, t) = \frac{1}{n} \sum_{i=1}^n F(X_i, \hat{\theta}_n, s) I_{(-\infty, t]}(X_i) = \\ &= \frac{1}{n} \sum_{i=1}^n F(X_i, \theta_0, s) I_{(-\infty, t]}(X_i) + \\ &\quad + \sum_{j=1}^N (\hat{\theta}_{nj} - \theta_{0j}) \left(\frac{1}{n} \sum_{i=1}^n \Delta_j(X_i, \theta_0, s) I_{(-\infty, t]}(X_i) \right) + \\ &\quad + \frac{1}{n} \sum_{i=1}^n R(X_i, \theta_0, \hat{\theta}_n, s) I_{(-\infty, t]}(X_i) = \end{aligned}$$

$$\begin{aligned}
&= \mathcal{P}(F_{\theta_0}, F_{X,n})(s, t) + \sum_{j=1}^N (\hat{\theta}_{nj} - \theta_{0j}) E \left[\Delta_j(X, \theta_0, s) I_{(-\infty, t]}(X) \right] + \\
&\quad + \sum_{j=1}^N (\hat{\theta}_{nj} - \theta_{0j}) o_P(1) + \frac{1}{n} \sum_{i=1}^n R(X_i, \theta_0, \hat{\theta}_n, s) I_{(-\infty, t]}(X_i),
\end{aligned}$$

where the last equality follows because $E\Delta_j$ is finite. Thus,

$$\begin{aligned}
\hat{J}_n(s, t) &= \hat{J}_n(I_{st}) = \sqrt{n} \left(P_n - \mathcal{P}(F_{\hat{\theta}_n}, F_{X,n}) \right) (s, t) = \\
&= \sqrt{n} (P_n - \mathcal{P}(F_{\theta_0}, F_{X,n})) (s, t) - \sum_{j=1}^N \sqrt{n} (\hat{\theta}_{nj} - \theta_{0j}) L_j(s, t, \theta_0) - \\
&\quad - \sum_{j=1}^N \sqrt{n} (\hat{\theta}_{nj} - \theta_{0j}) o_P(1) - \frac{1}{n} \sum_{i=1}^n \sqrt{n} R(X_i, \theta_0, \hat{\theta}_n, s) I_{(-\infty, t]}(X_i). \quad (2.5)
\end{aligned}$$

The regularity of $\{\hat{\theta}_n\}$ allows us to study the convergence of the terms in (2.5): firstly, the third term is $o_P(1)$ uniformly in s and t because $\sqrt{n}(\hat{\theta}_{nj} - \theta_{0j}) = O_P(1)$; second,

$$\begin{aligned}
\sup_{s,t} \left| \frac{1}{n} \sum_{i=1}^n \sqrt{n} R(X_i, \theta_0, \hat{\theta}_n, s) I_{(-\infty, t]}(X_i) \right| &\leq \frac{1}{n} \sum_{i=1}^n \sqrt{n} o^{(i)}(\|\hat{\theta}_n - \theta_0\|) = \\
&= \frac{1}{n} \sum_{i=1}^n o^{(i)}(\|\sqrt{n}(\hat{\theta}_n - \theta_0)\|) = \frac{1}{n} \sum_{i=1}^n o_P^{(i)}(1) = o_P(1),
\end{aligned}$$

since $\sqrt{n}(\hat{\theta}_n - \theta_0) = O_P(1)$; and finally,

$$\begin{aligned}
\sqrt{n}(\hat{\theta}_{nj} - \theta_{0j}) &= \frac{1}{\sqrt{n}} \sum_{i=1}^n h_j(\theta_0, Y_i, X_i) + o_P(1) = \\
&= \sqrt{n} (P_n - \mathcal{P}(F_{\theta_0}, F_X)) (h_j(\theta_0, \cdot, \cdot)) + o_P(1) = D_n(h_j(\theta_0, \cdot, \cdot)) + o_P(1),
\end{aligned}$$

because $\mathcal{P}(F_{\theta_0}, F_X)(h_j(\theta_0, \cdot, \cdot)) = 0$.

By the uniform boundedness of $E\Delta_j$, $\|L_j(s, t, \theta_0)\|_\infty = \sup_{s,t} |L_j(s, t, \theta_0)| < \infty$ and so

$$\begin{aligned}
\hat{J}_n(s, t) &= J_n(s, t) + \sum_{j=1}^N L_j(s, t, \theta_0) D_n(h_j(\theta_0, \cdot, \cdot)) + \sum_{j=1}^N L_j(s, t, \theta_0) o_P(1) + o_P(1) = \\
&= D_n(f_{st} + h_{st}) + o_P(1)
\end{aligned}$$

where $h_{st} = \sum_{j=1}^N L_j(s, t, \theta_0) h_j(\theta_0, \cdot, \cdot) \in \mathcal{H} = \{h : \mathbf{R}^{p+pq} \rightarrow \mathbf{R} \mid h(y, x) = \sum_{j=1}^N L_j(s, t, \theta_0) h_j(\theta_0, y, x), s \in \mathbf{R}^p, t \in \mathbf{R}^{pq}\} \subset \mathcal{H}' = \{h : \mathbf{R}^{p+pq} \rightarrow \mathbf{R} \mid h(y, x) = \sum_{j=1}^N \alpha_j h_j(\theta_0, y, x), \alpha_j \in \mathbf{R}\}$.

\mathcal{H} is a Vapnik-Červonenkis class of functions because the dimension of \mathcal{H}' is finite (see, e.g., Pollard (1984), p. 30). Delicado and Romo (1994) obtain a bound for the entropy of the class \mathcal{F} , so there exist positive constants A and w (see, e.g., Pollard (1984), p. 40, and Chapter II, Lemma 36) such that

$$D(\varepsilon, F + H, \mathcal{F} + \mathcal{H}) < A\varepsilon^{-w},$$

where $F = 1$ and $H(x, y) = \sum_{j=1}^N \|L_j(s, t, \theta_0)\|_{\infty} h_j(\theta_0, y, x)$ are envelopes for \mathcal{F} and \mathcal{H} , respectively.

Obviously, the function H has finite second moment. Moreover, since the functions h_j are measurable, the class \mathcal{H} is permissible (see Pollard (1984), p. 196). Proposition 2.1 in Delicado and Romo (1994) gives that \mathcal{F} is permissible under the conditions established in Section 1. So, the central limit theorem in Pollard (1982) leads to

$$D_n \longrightarrow_w Z_{\mathcal{P}(F_{\theta_0}, F_X)}$$

in $l^{\infty}(\mathcal{F} + \mathcal{H})$. □

The following corollary gives the asymptotic behavior of both the Kolmogorov-Smirnov K_n and Cramér-von Misses M_n test statistics.

COROLLARY 2.1. *For the statistics*

$$\hat{K}_n = \sup_{s,t} |\hat{J}_n(s, t)| \quad \text{and} \quad \hat{M}_n = \left(\int_{\mathbb{R}^{p+q}} (\hat{J}_n(s, t))^2 dQ(s, t) \right)^{1/2},$$

it holds that

$$\begin{aligned} \hat{K}_n &\longrightarrow_w \|Z_{\mathcal{P}(F_{\theta_0}, F_X)}\|_{\mathcal{F}+\mathcal{H}}, \quad \text{and} \\ \hat{M}_n &\longrightarrow_w \|Z_{\mathcal{P}(F_{\theta_0}, F_X)}\|_{2, Q}. \end{aligned}$$

3 Bootstrap approximations

It turns out that the asymptotic distributions obtained in Section 2 are not easy to handle. Resampling techniques—and, in particular, the bootstrap—provide a way to overcome this problem.

A straightforward bootstrap scheme based on resampling the pairs (Y_i, X_i) cannot be implemented here because the functions $f_{st} + h_{st}$ are not known: h_{st} depends on the true value θ_0 of the parameter θ . However, since H_0 gives a parametric specification of the distribution of (A, B) , we propose a resampling strategy based on parametric bootstrap. The algorithm for the bootstrap hypothesis test of H_0 using, e.g., K_n is the following:

1. Obtain the value $\hat{K}_n = \sup_{s,t} |\hat{J}_n(s, t)|$ and estimate θ by a regular statistic $\hat{\theta}_n$ from the sample $(Y_i, X_i), i = 1, \dots, n$.
2. Generate $(Y_i^*, X_i^*), i = 1, \dots, n$ using parametric bootstrap:
 - 2.1. Obtain a sample $(A_i^*, B_i^*), i = 1, \dots, n$ from $F_{\hat{\theta}_n}$.
 - 2.2. Obtain a sample $X_i^*, i = 1, \dots, n$ from $F_{X,n}$.

- 2.3. Calculate the pseudo-values $Y_i^* = A_i^* + X_i^* B_i^*, i = 1, \dots, n$.
3. Compute the bootstrap empirical process for \hat{J}_n : $\hat{J}_n^* = \sqrt{n} \left(\hat{P}_n^* - \mathcal{P}(F_{\hat{\theta}_n^*}, \hat{F}_{X,n}^*) \right)$, where \hat{P}_n^* and $\hat{F}_{X,n}^*$ are, respectively, the empirical distributions obtained from (Y_i^*, X_i^*) and $X_i^*, i = 1, \dots, n$, and $\hat{\theta}_n^*$ is the bootstrap replication of the estimate obtained from (Y_i^*, X_i^*) .
4. Calculate \hat{K}_n^* from \hat{J}_n^* .
5. Iterate steps 2, 3 and 4 B times to have $\hat{K}_{n,b}^*, b = 1, \dots, B$.
6. Reject H_0 if \hat{K}_n is larger than the α -th upper quantile of the distribution of $\hat{K}_{n,b}^*, b = 1, \dots, B$.

Our next Proposition gives the relationship between the bootstrap versions of \hat{J}_n and D_n : $\hat{J}_n^* = \sqrt{n} \left(\hat{P}_n^* - \mathcal{P}(F_{\hat{\theta}_n^*}, \hat{F}_{X,n}^*) \right)$ and $\hat{D}_n^* = \sqrt{n} \left(\hat{P}_n^* - \mathcal{P}(F_{\hat{\theta}_n^*}, F_{X,n}) \right)$. This is the key step that will allow us to establish below the validity of our bootstrap statistics.

PROPOSITION 3.1. *Suppose that the conditions in Theorem 2.1 hold and that the functions $L_j(\theta, s, t)$ are derivable with respect to θ around the true value θ_0 . Assume that the functions $h_j(\theta, y, x), j = 1, \dots, N$ are derivable with respect to θ in a neighborhood of θ_0 and the derivative at $\theta = \theta_0$ is continuous and bounded as a function of (y, x) except, possibly, in a null measure set. Then, for all $s \in \mathbb{R}^p, t \in \mathbb{R}^{pq}$,*

$$\hat{J}_n^*(s, t) = \hat{D}_n^*(f_{st} + h_{st}) + o_P(1),$$

uniformly in s and t .

PROOF: We have that

$$\hat{D}_n^*(f_{st} + h_{st}) = \hat{D}_n^*(f_{st}) + \hat{D}_n^*(h_{st}).$$

In the proof of Theorem 2.2 in Delicado and Romo (1994) it is shown that

$$\hat{D}_n^*(f_{st}) = \sqrt{n} \left(\hat{P}_n^* - \mathcal{P}(F_{\hat{\theta}_n^*}, \hat{F}_{X,n}^*) \right) (s, t).$$

Let us consider now the second term:

$$\begin{aligned} \hat{D}_n^*(h_{st}) &= \sqrt{n} \left(\hat{P}_n^* - \mathcal{P}(F_{\hat{\theta}_n^*}, F_{X,n}) \right) (h_{st}) = \\ &= \sqrt{n} \left(\hat{P}_n^* - \mathcal{P}(F_{\hat{\theta}_n^*}, F_{X,n}) \right) \left(\sum_{j=1}^N L_j(s, t, \theta_0) h_j(\theta_0, Y, X) \right). \end{aligned}$$

The hypothesis on the derivatives of h_j allows us to approximate this last expression by using a one term Taylor expansion around θ_0 to obtain

$$\sum_{j=1}^N \left(\frac{1}{\sqrt{n}} \sum_{i=1}^n h_j(\hat{\theta}_n, Y_i^*, X_i^*) \right) L_j(s, t, \theta_0) - \sum_{j=1}^N L_j(s, t, \theta_0) \sqrt{n} \mathcal{P}(F_{\hat{\theta}_n^*}, F_{X,n})(h_j(\hat{\theta}_n, Y, X)) -$$

$$- \sum_{j=1}^N L_j(s, t, \theta_0) \sqrt{n} (\hat{\theta}_n - \theta_0)^t \left[(\hat{P}_n^* - \mathcal{P}(F_{\hat{\theta}_n}, F_{X,n})) H_j(\theta_0, Y, X) \right] + o_P(1), \quad (3.6)$$

where H_j is the vector of partial derivatives of h_j with respect to θ at θ_0 . By the definition of regular estimator, the second term is zero (the distribution of h_j has zero mean and variance equals to $\tilde{\sigma}_j^2(\theta, F_X)$ if $(Y, X) \sim \mathcal{P}(F_\theta, F_X)$).

Since $\hat{\theta}_n \rightarrow_P \theta_0$, the continuity of the distributions with respect to θ gives that for any distance d metrizing weak convergence, $d(F_{\hat{\theta}_n}, F_{\theta_0}) \rightarrow_P 0$. Proposition 2.1 in Beran and Millar (1991) and the fact that $d(F_{X,n}, F_X) \rightarrow_{a.s.} 0$ imply that $d(\mathcal{P}(F_{\hat{\theta}_n}, F_{X,n}), \mathcal{P}(F_{\theta_0}, F_X))$ converges to zero in probability. By Theorem 2 in Beran, Le Cam, and Millar (1987) it follows that $d(\hat{P}_n^*, \mathcal{P}(F_{\theta_0}, F_X)) \rightarrow_P 0$ and the hypothesis on the derivatives of h_j implies that H_j is continuous and bounded *a.e.* if $(Y, X) \sim \mathcal{P}(F_{\theta_0}, F_X)$; so, $(\hat{P}_n^* - \mathcal{P}(F_{\hat{\theta}_n}, F_{X,n})) H_j(\theta_0, Y, X)$ converges to zero in probability. This proves that the second factor in (3.6) is $o_P(1)$. Since the first factor is $O_P(1)$, the whole term is $o_P(1)$. Noting that $\hat{\theta}_n^* = T_n(Y_1^*, X_1^*, Y_2^*, X_2^*, \dots, Y_n^*, X_n^*)$ conditioned on the sample is a regular estimator of $\hat{\theta}_n$, we obtain that

$$\hat{D}_n^*(h_{st}) = \sum_{j=1}^N \sqrt{n} (\hat{\theta}_{nj}^* - \hat{\theta}_{nj}) L_j(s, t, \theta_0) + o_P(1).$$

Using now the condition on L_j ,

$$\begin{aligned} \hat{D}_n^*(h_{st}) &= \sum_{j=1}^N \sqrt{n} (\hat{\theta}_{nj}^* - \hat{\theta}_{nj}) L_j(s, t, \hat{\theta}_n) - \\ &\quad - \sum_{j=1}^N \sqrt{n} (\hat{\theta}_{nj}^* - \hat{\theta}_{nj}) (\hat{\theta}_n - \theta_0)^t \frac{\partial L_j}{\partial \theta}(s, t, \theta_0) + o_P(1) = \\ &= \sum_{j=1}^N \sqrt{n} (\hat{\theta}_{nj}^* - \hat{\theta}_{nj}) L_j(s, t, \hat{\theta}_n) + o_P(1) = \\ &= \sum_{j=1}^N \sqrt{n} (\hat{\theta}_{nj}^* - \hat{\theta}_{nj}) E[\Delta_j(X, \hat{\theta}_n, s) I_{(-\infty, t]}(X)] + o_P(1) = \\ &= \sum_{j=1}^N \sqrt{n} (\hat{\theta}_{nj}^* - \hat{\theta}_{nj}) \frac{1}{n} \sum_{i=1}^n \Delta_j(X_i^*, \hat{\theta}_n, s) I_{(-\infty, t]}(X_i^*) + o_P(1). \end{aligned}$$

By the regularity of the distribution family and reasoning as in the first part of the proof of Theorem 2.1, we get $\hat{D}_n^*(f_{st} + h_{st}) = \sqrt{n} (\hat{P}_n^* - \mathcal{P}(F_{\hat{\theta}_n}, \hat{F}_{X,n}))(s, t) = \hat{J}_n^*(s, t) + o_P(1)$. \square

The following two theorems provide the asymptotic validity of the bootstrap version \hat{D}_n^* under two different sets of assumptions. Consider the following hypotheses:

- (i) $h_j(\theta_0, y, x), j = 1, \dots, N$ are bounded in (y, x) and continuous *a.e.* $(\mathcal{P}(F_{\theta_0}, F_X))$.
- (ii) Let $\mathcal{G}(a, b) = \{g : \mathbf{R}^q \rightarrow \mathbf{R} \mid g(x) = f(a + xb, x), f \in \mathcal{F}\}$. As in Proposition 2.2 in Delicado and Romo (1994), it can be shown that $\mathcal{G}(a, b)$ (and also the classes $\mathcal{G}(a, b)h_j$).

$j = 1, \dots, N$) is a Donsker class for F_X . So, the functions $\psi_n^j(a, b) = \|F_{X,n} - F_X\|_{\mathcal{G}(a,b)h_j}$ tend to zero in probability for all (a, b) . Let $\Omega^j = \{(a, b) \mid \exists (a_n, b_n) \rightarrow (a, b) \text{ and } \psi_n^j(a_n, b_n) \not\rightarrow 0\}$. Assume that $P_{F_{\theta_0}}(\Omega^j) = 0$.

(ii)' With the notation in (ii), ψ_n^j tends to zero uniformly over compact sets, $j = 1, \dots, N$.

(iii) $h_j, j = 1, \dots, N$ are uniformly continuous.

(iii)' $h_j, j = 1, \dots, N$, are uniformly continuous except in a set whose closure has null probability under $\mathcal{P}(F_{\theta_0}, F_X)$: there exists Γ_{h_j} such that $\mathcal{P}(F_{\theta_0}, F_X)(\overline{\Gamma_{h_j}}) = 0$ and for all $\varepsilon > 0$ there exists $\delta > 0$ so that if $(y_0, x_0) \notin \Gamma_{h_j}$ and $(y', x') \in S((y_0, x_0), \delta)$ then $|h_j(y, x) - h_j(y', x')| < \varepsilon$.

(iv) For all $\varepsilon > 0$ there exists $\delta > 0$ such that $\|(a, b) - (a', b')\| < \delta$ implies $P_{F_X}(\{x \mid a + xb \leq s, a' + xb' \not\leq s\}) < \varepsilon$, for all $s \in \mathbb{R}^p$.

(v) $\mathcal{A} = \{\alpha_s(x) = F(x, \theta_0, s) \mid s \in \mathbb{R}^p\}$ is uniformly equicontinuous: for all $\varepsilon > 0$ there exists $\delta > 0$ such that if $\|x - x'\| < \delta$ then $|\alpha_s(x) - \alpha_s(x')| < \varepsilon$, for all $s \in \mathbb{R}^p$.

(vi) $\mathcal{P}(F_{\theta_0}, F_X)$ is absolutely continuous with density function $f_{\mathcal{P}(F_{\theta_0}, F_X)}$ and there exists a largest mode where the density achieve its maximum.

THEOREM 3.1. *Suppose that the conditions in Theorem 2.1 and Proposition 3.1 hold. If (i), either (ii) or (ii)', (iii) and (iv) are true then*

$$\hat{D}_n^* \rightarrow_w Z_{\mathcal{P}(F_{\theta_0}, F_X)} \text{ in probability.}$$

PROOF: The proof relies on Corollary 2.7 in Giné and Zinn (1991). From that result, it follows that if $\{R_n\}$ are random measures and $\|R_n - R_0\|_{\mathcal{G}} \rightarrow 0$ almost surely, then $d(\nu_{n(k_j)}^{R_{n(k_j)}}, Z_{R_0}) \rightarrow 0$ almost surely for any distance d metrizing weak convergence, where ν_n^R is the empirical process based on the probability measure R (see Giné and Zinn, 1991). Now, if $\|R_n - R_0\|_{\mathcal{G}} \rightarrow_P 0$ then any subsequence of R_n contains a further subsequence such that $\|R_{n(k_j)} - R_0\|_{\mathcal{G}} \rightarrow 0$ almost surely and thus, $d(\nu_{n(k_j)}^{R_{n(k_j)}}, Z_{R_0}) \rightarrow 0$ almost surely; this implies that $d(\nu_n^{R_n}, Z_{R_0}) \rightarrow_P 0$ and we will say that $\nu_n^{R_n} \rightarrow_w Z_{R_0}$ in probability.

Take $\hat{D}_n^* = \nu_n^{R_n}$, with $R_n = \mathcal{P}(F_{\hat{\theta}_n}, F_{X,n})$, and $R_0 = \mathcal{P}(F_{\theta_0}, F_X)$. We have to show that $\|R_n - R_0\|_{\mathcal{G}} \rightarrow_P 0$, where $\mathcal{G} = \mathcal{G}_1 \cup \mathcal{G}_2 \cup \mathcal{G}_3 \cup \mathcal{G}_4$, and $\mathcal{G}_1 = \mathcal{F} + \mathcal{H}$, $\mathcal{G}_2 = (\mathcal{F} + \mathcal{H})^2$, $\mathcal{G}_3 = (\mathcal{F} + \mathcal{H})'$, $\mathcal{G}_4 = ((\mathcal{F} + \mathcal{H})')^2$. Note that

$$\begin{aligned} \|R_n - R_0\|_{\mathcal{G}_1} &\leq \|R_n - R_0\|_{\mathcal{F}} + \|R_n - R_0\|_{\mathcal{H}}, \\ \|R_n - R_0\|_{\mathcal{G}_2} &\leq \|R_n - R_0\|_{\mathcal{F}\mathcal{F}} + \|R_n - R_0\|_{\mathcal{H}\mathcal{H}} + 2\|R_n - R_0\|_{\mathcal{F}\mathcal{H}}, \\ \|R_n - R_0\|_{\mathcal{G}_3} &\leq 2\|R_n - R_0\|_{\mathcal{F}} + 2\|R_n - R_0\|_{\mathcal{H}}, \\ \|R_n - R_0\|_{\mathcal{G}_4} &\leq 3\|R_n - R_0\|_{\mathcal{F}\mathcal{F}} + 3\|R_n - R_0\|_{\mathcal{H}\mathcal{H}} + 4\|R_n - R_0\|_{\mathcal{F}\mathcal{H}}. \end{aligned}$$

We need to show that $\|R_n - R_0\|_{\mathcal{C}} \rightarrow_P 0$, where \mathcal{C} is any of the classes \mathcal{F} , \mathcal{H} , $\mathcal{F}\mathcal{F}$, $\mathcal{H}\mathcal{H}$, $\mathcal{F}\mathcal{H}$.

$$(a) \|R_n - R_0\|_{\mathcal{F}} \xrightarrow{P} 0$$

It holds that $R_0(f_{st}) = 0$ (see proof of Theorem 2.2 in Delicado and Romo (1994)). Moreover,

$$\begin{aligned} R_n(f_{st}) &= \int \left[\int f_{st}(y, x) d\mathcal{P}(F_{\hat{\theta}_n}, \delta_x) \right] dF_{X,n} = \\ &= \int \left[P_{F_{\hat{\theta}_n}}(A + xB \leq s) - P_{F_{\theta_0}}(A + xB \leq s) \right] I_{(-\infty, t]}(x) dF_{X,n}. \end{aligned}$$

The regularity of the distribution of Y_x implies that the quantity between brackets is

$$\sum_{j=1}^N (\hat{\theta}_{nj} - \theta_{0j}) \Delta_j(x, \theta_0, s) + R(x, \theta_0, \hat{\theta}_n, s),$$

and so

$$\begin{aligned} R_n(f_{st}) &= \sum_{j=1}^N (\hat{\theta}_{nj} - \theta_{0j}) \left\{ \frac{1}{n} \sum_{i=1}^n \Delta_j(X_i, \theta_0, s) I_{(-\infty, t]}(X_i) \right\} + o_P^{(s)}(1) = \\ &= \sum_{j=1}^N (\hat{\theta}_{nj} - \theta_{0j}) L_j(s, t, \theta_0) + o_P^{(st)}(1). \end{aligned}$$

The notation $o_P^{(s)}(1)$ indicates that the term depends on s ; the hypothesis of regularity for Y_x ensures that the supremum in s of these quantities is $o_P(1)$.

The hypothesis on L_j in Theorem 2.1 guarantees that the supremum in (s, t) of $o_P^{(st)}(1)$ is $o_P(1)$. This, together with the uniform boundedness of L_j and the fact that $\hat{\theta}_{nj} - \theta_{0j} = o_P(1), j = 1, \dots, N$, gives that

$$\|R_n - R_0\|_{\mathcal{F}} = \|R_n\|_{\mathcal{F}} \xrightarrow{P} 0 \text{ in probability.}$$

$$(b) \|R_n - R_0\|_{\mathcal{H}} \xrightarrow{P} 0$$

Let $M = \max_{1 \leq j \leq N} \sup_{s, t} |L_j(s, t, \theta_0)|$, which is finite due to the hypothesis on $E\Delta_j$. Thus,

$$\|R_n - R_0\|_{\mathcal{H}} \leq NM \max_{1 \leq j \leq N} |(R_n - R_0)(h_j)|.$$

Since $\hat{\theta}_n \xrightarrow{P} \theta_0$, we have that $d(F_{\hat{\theta}_n}, F_{\theta_0}) \xrightarrow{P} 0$. The continuity of functional \mathcal{P} (see Beran and Millar (1991), Proposition 2.1) implies that $R_n \xrightarrow{w} R_0$ in probability; hypothesis (i) gives that $|(R_n - R_0)(h_j)| \xrightarrow{P} 0$.

$$(c) \|R_n - R_0\|_{\mathcal{H}\mathcal{H}} \xrightarrow{P} 0$$

The argument in (b) applies to any finite-dimensional class of functions of the form

$$\mathcal{C} = \left\{ \sum_{j=1}^N \alpha_j h_j \mid |\alpha_j| \leq K \right\}$$

when the functions h_j satisfy (i); in particular, this holds for the class \mathcal{HH} and so, $\|R_n - R_0\|_{\mathcal{HH}} \xrightarrow{P} 0$.

(d) $\|R_n - R_0\|_{\mathcal{FF}} \xrightarrow{P} 0$

From Theorem 2.2 in Delicado and Romo (1994), it follows that $R_0(f_{st}f_{uv}) = F_X(r_{stuv})$, where $r_{stuv}(x) = (F(x, \theta_0, u \wedge s) - F(x, \theta_0, u)F(x, \theta_0, s)) I_{(-\infty, t \wedge v]}(x)$, and that the class \mathcal{R} of these functions is Donsker for F_X . Now, for R_n we have that

$$R_n(f_{st}f_{uv}) = \int \left\{ \int f_{st}(y, x) f_{uv}(y, x) d\mathcal{P}(F_{\hat{\theta}_n}, \delta_x) \right\} dF_{X,n}$$

and the expression inside the first integral is

$$\begin{aligned} & E_{F_{\hat{\theta}_n}} \left[I_{(-\infty, u \wedge s]}(A + xB) - P_{F_{\theta_0}}(A + xB \leq u) I_{(-\infty, s]}(A + xB) - \right. \\ & \left. - P_{F_{\theta_0}}(A + xB \leq s) I_{(-\infty, u]}(A + xB) + P_{F_{\theta_0}}(A + xB \leq u) P_{F_{\theta_0}}(A + xB \leq s) \right] \\ & \quad I_{(-\infty, t \wedge v]}(x) = \\ & = \left[F(x, \hat{\theta}_n, u \wedge s) - F(x, \hat{\theta}_n, u) F(x, \theta_0, s) - \right. \\ & \quad \left. - F(x, \hat{\theta}_n, s) F(x, \theta_0, u) + F(x, \theta_0, s) F(x, \theta_0, u) \right] I_{(-\infty, t \wedge v]}(x) = \\ & = r_{stuv} + \left[\sum_{j=1}^N (\hat{\theta}_{nj} - \theta_{0j}) \Delta_j(x, \theta_0, u \wedge s) + R(x, \theta_0, \hat{\theta}_n, u \wedge s) - \right. \\ & \quad \left. - \sum_{j=1}^N (\hat{\theta}_{nj} - \theta_{0j}) \Delta_j(x, \theta_0, u) F(x, \theta_0, s) + R(x, \theta_0, \hat{\theta}_n, u) F(x, \theta_0, s) - \right. \\ & \quad \left. - \sum_{j=1}^N (\hat{\theta}_{nj} - \theta_{0j}) \Delta_j(x, \theta_0, s) F(x, \theta_0, u) + R(x, \theta_0, \hat{\theta}_n, s) F(x, \theta_0, u) \right] I_{(-\infty, t \wedge v]}(x). \end{aligned}$$

Thus,

$$\begin{aligned} (R_n - R_0)(f_{st}f_{uv}) &= (F_{X,n} - F_X)(r_{stuv}) + \\ & + \sum_{j=1}^N (\hat{\theta}_{nj} - \theta_{0j}) \left[\frac{1}{n} \sum_{i=1}^n \Delta_j(X_i, \theta_0, u \wedge s) I_{(-\infty, t \wedge v]}(X_i) - \right. \\ & \quad \left. - \frac{1}{n} \sum_{i=1}^n \Delta_j(X_i, \theta_0, u) F(X_i, \theta_0, s) I_{(-\infty, t \wedge v]}(X_i) - \right. \\ & \quad \left. - \frac{1}{n} \sum_{i=1}^n \Delta_j(X_i, \theta_0, s) F(X_i, \theta_0, u) I_{(-\infty, t \wedge v]}(X_i) \right] + o_P^{(stuv)}(1). \end{aligned}$$

So,

$$\begin{aligned} \|R_n - R_0\|_{\mathcal{F}\mathcal{F}} &\leq \|F_{X,n} - F_X\|_{\mathcal{R}} + \sum_{j=1}^N |\hat{\theta}_{nj} - \theta_{0j}| \sup_{s,t,u,v} [|L_j(u \wedge s, t \wedge v, \theta_0)| + \\ &\quad + |L_j(u, t \wedge v, \theta_0)| + |L_j(s, t \wedge v, \theta_0)| + o_P^{(stuv)}(1)] + o_P(1) = \\ &= \|F_{X,n} - F_X\|_{\mathcal{R}} + o_P(1), \end{aligned}$$

(the supremum over (s, t, u, v) of $o_P^{(stuv)}(1)$ is $o_P(1)$), and this tends to zero in probability because \mathcal{R} is Donsker for F_X .

(e) $\|R_n - R_0\|_{\mathcal{F}\mathcal{H}} \longrightarrow_P 0$

From the definition of M ,

$$\|R_n - R_0\|_{\mathcal{F}\mathcal{H}} \leq NM \max_{1 \leq j \leq N} \|R_n - R_0\|_{\mathcal{F}h_j},$$

where the class $\mathcal{F}h_j$ is the one obtained by multiplying the elements of \mathcal{F} by the function h_j .

We will show that $\|R_n - R_0\|_{\mathcal{F}h} \longrightarrow_P 0$, where h is any of the functions $h_j, 1 \leq j \leq N$, for θ equals to the true value θ_0 : $h(y, x) = h_j(\theta_0, y, x)$. Let $S_n = \mathcal{P}(F_{\hat{\theta}_n}, F_X)$. Then

$$\|R_n - R_0\|_{\mathcal{F}h} \leq \|R_n - S_n\|_{\mathcal{F}h} + \|S_n - R_0\|_{\mathcal{F}h},$$

and we will check that both of these elements tend to zero in probability.

We have that

$$(R_n - S_n)(f_{st}h) = \int \left[\int f_{st}(a + xb, x)h(a + xb, x)d(F_{X,n} - F_X)(x) \right] dF_{\hat{\theta}_n}(a, b).$$

The functions $\psi_n(a, b) = \|F_{X,n} - F_X\|_{\mathcal{G}(a,b)h}$ tend to zero in probability for all (a, b) and $|\psi_n(a, b)| \leq 2\|F\|\|h\|$, where F is an envelope for \mathcal{F} . Either hypothesis (ii) or (ii)' allow us to apply Theorem 1.5 to obtain

$$\|R_n - S_n\|_{\mathcal{F}h} \leq \int \psi_n(a, b)dF_{\hat{\theta}_n} \longrightarrow_P \int 0dF_{\theta_0} = 0,$$

since $\hat{\theta}_n \longrightarrow_P \theta_0$ and so $F_{\hat{\theta}_n} \longrightarrow_w F_{\theta_0}$, in probability.

Now, for $\|S_n - R_0\|_{\mathcal{F}h}$, we have that

$$(S_n - R_0)(f_{st}h) = \int \left[\int f_{st}(a + xb, x)h(a + xb, x)dF_X(x) \right] d(F_{\hat{\theta}_n} - F_{\theta_0})(a, b).$$

Let $\lambda_{st}(a, b) = \int f_{st}(a + xb, x)h(a + xb, x)dF_X(x)$. The class $\mathcal{D} = \{\lambda_{st}\}$ is uniformly bounded. Let us show that is also equicontinuous and then apply Theorem 1.3. For a

function λ_{st} ,

$$\begin{aligned} |\lambda_{st}(a, b) - \lambda_{st}(a', b')| &\leq \int |f_{st}(a + xb, x)h(a + xb, x) - \\ &\quad - f_{st}(a' + xb', x)h(a' + xb', x)|dF_X(x) \leq \\ &\leq \int_{C_1} |h(a + xb, x) - h(a' + xb', x)|dF_X(x) + \\ &\quad + \int_{C_2} |h(a + xb, x)|dF_X(x) + \int_{C_3} |h(a' + xb', x)|dF_X(x), \end{aligned}$$

where $C_1(s, a, b, a', b') = \{x \mid a + xb \leq s, a' + xb' \leq s\}$, $C_2(s, a, b, a', b') = \{x \mid a + xb \leq s, a' + xb' \not\leq s\}$ and $C_3(s, a, b, a', b') = C_2(s, a', b', a, b)$.

Given $\varepsilon > 0$, from (iii) we can find τ such that if $\|(a, b) - (a', b')\| < \tau$ then

$$|\lambda_{st}(a, b) - \lambda_{st}(a', b')| \leq \varepsilon + \|h\|_\infty P_{F_X}(C_2(s, a, b, a', b') \cup C_3(s, a, b, a', b'))$$

and hypothesis (iv) gives the equicontinuity of the family. Finally, Theorem 1.3 implies that

$$\lim_{n \rightarrow \infty} \sup_{s, t} \left| \int \lambda_{st} dF_{\hat{\theta}_n} - \int \lambda_{st} dF_{\theta_0} \right| = 0 \text{ in probability.}$$

□

The next result gives the same conclusion under a different set of hypotheses.

THEOREM 3.2. *Suppose that conditions in Theorem 2.1 and Proposition 3.1 hold. If (i), either (iii) or (iii)', (v) and (vi) are true then*

$$\hat{D}_n^* \rightarrow_w Z_{\mathcal{P}(F_{\theta_0}, F_X)} \text{ in probability.}$$

PROOF: The proof is the same except for claim (e). So, it is enough to show part (e) under the present hypotheses. We use Theorem 1 in Billingsley and Topsøe (1967) (see Theorem 1.4) and we have to prove that $\mathcal{F}h$ is a $\mathcal{P}(F_{\theta_0}, F_X)$ -uniform class, where $h(\cdot, \cdot)$ is any of $h_j(\theta_0, \cdot, \cdot)$, $j = 1, \dots, N$. Hypothesis (i) in Theorem 1.4 holds because $\mathcal{F}h$ is uniformly bounded; let us check (ii) in that theorem.

Let $(y_0, x_0) \in \mathbb{R}^{p+q}$. If $S((y_0, x_0), \delta)$ is the open ball with center (y_0, x_0) and radius δ , define $A^\delta = \cup_{a \in A} S(a, \delta)$. We have to establish that for all $\varepsilon > 0$,

$$\lim_{\delta \rightarrow 0} \sup_{f_{st} \in \mathcal{F}} P_{\mathcal{P}(F_{\theta_0}, F_X)} \left\{ (y_0, x_0) : \sup_{(y, x), (y', x') \in S((y_0, x_0), \delta)} |f_{st}(y, x)h(y, x) - f_{st}(y', x')h(y', x')| > \varepsilon \right\} = 0.$$

For $(y, x), (y', x') \in S((y_0, x_0), \delta)$,

$$\begin{aligned} &f_{st}(y, x)h(y, x) - f_{st}(y', x')h(y', x') = \\ &= [I_{(-\infty, s]}(y) - F(x, \theta_0, s)] I_{(-\infty, t]}(x)h(y, x) - [I_{(-\infty, s]}(y') - F(x', \theta_0, s)] I_{(-\infty, t]}(x')h(y', x') = \end{aligned}$$

$$= \begin{cases} 0 & , x \not\leq t, x' \not\leq t \\ F(x', \theta_0, s)h(y', x') - F(x, \theta_0, s)h(y, x) & , x \leq t, x' \leq t, y \not\leq s, y' \not\leq s \\ (1 - F(x, \theta_0, s))h(y, x) - (1 - F(x', \theta_0, s))h(y', x') & , x \leq t, x' \leq t, y \leq s, y' \leq s \\ (1 - F(x, \theta_0, s))h(y, x) + F(x', \theta_0, s)h(y', x') & , x \leq t, x' \leq t, y \leq s, y' \not\leq s \\ -F(x, \theta_0, s)h(y, x) - (1 - F(x', \theta_0, s))h(y', x') & , x \leq t, x' \leq t, y \not\leq s, y' \leq s \\ -F(x, \theta_0, s)h(y, x) & , x \leq t, x' \not\leq t, y \not\leq s \\ F(x', \theta_0, s)h(y', x') & , x \not\leq t, x' \leq t, y' \not\leq s \\ (1 - F(x, \theta_0, s))h(y, x) & , x \leq t, x' \not\leq t, y \leq s \\ -(1 - F(x', \theta_0, s))h(y', x') & , x \not\leq t, x' \leq t, y' \leq s \end{cases}$$

As (iii) implies (iii)', we will assume that (iii)' is true. So, the class $\mathcal{A}h$ is uniformly equicontinuous except a set Γ_h with null probability, where \mathcal{A} was defined in (v).

Let $\Gamma(s, t, \delta) = \{(\{(y, x) \leq (s, t)\} \cap \{(y, x) \not\leq (s, t)\}) \cup \Gamma_h\}^\delta$. Given (s, t) , let $(y_0, x_0) \notin \Gamma(s, t, \delta)$. For $\delta \leq \delta_\varepsilon$,

$$|f_{st}(y, x)h(y, x) - f_{st}(y', x')h(y', x')| \leq \varepsilon, \quad (y, x), (y', x') \in S((y_0, x_0), \delta).$$

So, for all $\varepsilon > 0$, there exists δ_ε such that for all (s, t) , $\delta \leq \delta_\varepsilon$ implies

$$\begin{aligned} P_{\mathcal{P}(F_{\theta_0}, F_X)} \left((y_0, x_0) : \sup_{(y, x), (y', x') \in S((y_0, x_0), \delta)} |f_{st}(y, x)h(y, x) - f_{st}(y', x')h(y', x')| > \varepsilon \right) &\leq \\ &\leq P_{\mathcal{P}(F_{\theta_0}, F_X)}(\Gamma(s, t, \delta)). \end{aligned}$$

Now, let us see that (vi) gives that

$$\limsup_{\delta \rightarrow 0} \sup_{s, t} P_{\mathcal{P}(F_{\theta_0}, F_X)}(\Gamma(s, t, \delta)) = 0.$$

Indeed, given $\eta > 0$, there exists a closed hypercube $K_\eta \subset \mathbb{R}^{p+pq}$ with probability larger than $(1 - \eta)$ and such that

$$P_{\mathcal{P}(F_{\theta_0}, F_X)}(\Gamma(s, t, \delta)) \leq P_{\mathcal{P}(F_{\theta_0}, F_X)}(\Gamma^\delta) + \eta + f_{\mathcal{P}(F_{\theta_0}, F_X)}(y_m, x_m)V(\delta),$$

where (y_m, x_m) is the largest mode of the density of the distribution $\mathcal{P}(F_{\theta_0}, F_X)$, and

$$V(\delta) = \text{Vol}(\{(\{(y, x) \leq (s, t)\} \cap \{(y, x) \not\leq (s, t)\})^\delta \cap K_\eta) \leq (p + pq)A_\eta\delta,$$

where A_η is the surface of one of the faces of K_η . So,

$$\limsup_{\delta \rightarrow 0} \sup_{s, t} P_{\mathcal{P}(F_{\theta_0}, F_X)}(\Gamma(s, t, \delta)) \leq P_{\mathcal{P}(F_{\theta_0}, F_X)}(\overline{\Gamma_h}) + \eta = \eta,$$

for any $\eta > 0$, and the result follows. \square

Condition (v) follows, for instance, from the hypothesis in Theorem 1.2 (see Delicado and Romo (1994)). The next corollary provides the asymptotic validity of the statistics \hat{K}_n^* and \hat{M}_n^* .

COROLLARY 3.1. For the statistics $\hat{K}_n^* = \sup_{s,t} |\hat{J}_n^*(s,t)|$ and $\hat{M}_n^* = \left(\int_{\mathbb{R}^{p+q}} (\hat{J}_n^*(s,t))^2 dQ(s,t) \right)^{\frac{1}{2}}$ it holds that

$$\begin{aligned} \hat{K}_n^* &\longrightarrow_w \|Z_{\mathcal{P}(F_{\theta_0}, F_X)}\|_{\mathcal{F}+\mathcal{H}} \text{ a.s.}, \quad \text{and} \\ \hat{M}_n^* &\longrightarrow_w \|Z_{\mathcal{P}(F_{\theta_0}, F_X)}\|_{\mathcal{F}+\mathcal{H},2,Q} \text{ a.s.} \end{aligned}$$

The strategy outlined in this paper can be also used to test one of the most relevant hypothesis in random coefficient regression models: the constancy of coefficients. This would entail to test that the distribution of B is degenerated with parameters being the corresponding constant value, and assuming a parametric especification for the distribution of A .

4 A simulation study

We have conducted a Monte-Carlo experiment to study the size and power of these tests in practice. The data have been generated with the following algorithm. First, simulate independent $(A_i, e_i), i = 1, \dots, n$ with $A_i \sim F_A$, $e_i \sim F_e$, A_i and e_i independent, and construct $B_i = b_0 + \rho A_i + e_i, i = 1, \dots, n$. Then, take independent $X_i, i = 1, \dots, n$ with distribution F_X and, finally, calculate the observations $Y_i = A_i + X_i B_i, i = 1, \dots, n$. b_0 is always equal to 1.

We label *normal* a model generated using variable A with distribution $N(0,1)$ and e normally distributed such that $E(e) = 0$ and the standard deviation of B is a specified value σ_B . The collection of simulations labelled *Cauchy* is constructed from A with Cauchy distribution with zero median and interquartile semirange s_A equal to one and B is obtained from a Cauchy variable e independent from A such that the interquartile semirange of B is a fixed value s_B . In our simulation study, we have considered each of this two situations with two sample sizes and two distributions for X ($N(0,1)$ and $N(2,1)$).

[Table 1 about here]

Table 1 contains all the situations we have studied. They differ in the distribution of (A, B) , in the null and alternative hypotheses or in the parameters to be estimated.

In situations 1 to 4, the coefficients A and B are independent under H_0 ($H_0 : \rho = 0$); in 5 and 6, B is degenerated under H_0 , i.e., we are testing constancy of B . Third column in Table 1 specifies the unknown parameter in each situation; when they act as known values, we have taken $\rho = \mu_A = m_A = 0$, $\mu_B = m_B = \sigma_A = \sigma_B = s_A = s_B = 1$. In cases 1 to 4, ρ has taken values in the set $S_A^1 = \{-0.9, -0.6, -0.4, -0.2, 0.2, 0.4, 0.6, 0.9\}$ under H_A and in cases 5 and 6, the scale parameter of B belongs to the set $S_A^2 = \{0.2, 0.4, 0.6, 0.8, 1, 1.3, 1.6, 2\}$.

We have used sample sizes $n = 50$ and $n = 100$ and we have simulated 500 samples for each combination of distributions and parameters and the number of bootstrap replications in each case was $B = 500$.

We present with some detail the estimation procedure corresponding to case 4. The model is

$$Y_i = A_i + X_i B_i = m_A + X_i m_B + \varepsilon_i,$$

where A, B have independent Cauchy distribution and $\varepsilon_i = (A_i - m_A) + X_i(B_i - m_B)$, $i = 1, \dots, n$, are also Cauchy. The median of ε_i is 0 and its scale parameter $s_i = s_A + |X_i|s_B$ is unknown. We propose here an estimator of the parameters of A and B in the spirit of Hildreth and Houck (1968), but based on *minimum absolute deviations regression*.

First, we obtain initial minimum absolute deviations estimations of m_A and m_B from the pairs (Y_i, X_i) and calculate the estimated residuals $\hat{\varepsilon}_i = Y_i - \hat{m}_A - X_i \hat{m}_B$. Note that

$$\begin{aligned} |\hat{\varepsilon}_i| &= \text{med}(|\hat{\varepsilon}_i|) + (|\hat{\varepsilon}_i| - \text{med}(|\hat{\varepsilon}_i|)) \approx \\ &\approx \text{med}(|\varepsilon_i|) + v_i = s_i + v_i = \\ &= s_A + |X_i|s_B + v_i, \end{aligned}$$

where v_i is a random variable with zero median.

Second, estimate the scale parameters of A and B by using minimum absolute deviations from the regression

$$|\hat{\varepsilon}_i| = s_A + |X_i|s_B + v_i, i = 1, \dots, n.$$

Let \hat{s}_A and \hat{s}_B be these estimates. Now, estimate the scale of ε_i by using $\hat{s}_i = \hat{s}_A + |X_i|\hat{s}_B$.

Third, calculate the *generalized minimum absolute deviations* estimates of m_A and m_B as the minimum absolute deviations of the regression

$$\frac{Y_i}{\hat{s}_i} = \frac{1}{\hat{s}_i} m_A + \frac{X_i}{\hat{s}_i} m_B + \frac{\varepsilon_i}{\hat{s}_i}.$$

Table 2 presents the empirical sizes of the described simulation experiment. The sizes obtained in situations 1, 3 and 4 are very satisfactory: only 2 out of 72 are significantly different from the theoretical sizes at 95%. In situation 2, the estimated sizes are more often significantly different from the theoretical ones, specially for $\alpha = 0.05$ and when X is centered at 2. Testing for constant coefficients (5 and 6) gives empirical sizes which are very different from the expected ones: when A has a normal distribution, they are much lower than the nominal sizes and the opposite happens for a Cauchy coefficient A .

[Table 2 about here]

Finally, we described the results on the power of the tests against models with different values of one parameter. Figures 1 and 2 contain two types of graphs: some of them represent the empirical power functions and the remainder ones are multiple box-plots; each of these represents estimates of the unknown parameters corresponding to a value of the parameter under either the null or the alternative. We give some results for $n = 100$ (the results for $n = 50$ are qualitatively similar but with lower power and larger dispersion for the parameter estimations).

[Figure 1 about here]

Figure 1 corresponds to situation 3 in Table 1. With $X \sim N(0, 1)$, we see the same behavior for \hat{K}_n for both positive and negative values for ρ and lack of identifiability for \hat{M}_n with negative values of ρ . Also, lack of identifiability appears for $X \sim N(2, 1)$ and ρ positive (see Figure 1.(b)). For all values of ρ , we get unbiased estimations of m_B with dispersion increasing with the absolute values of ρ , except when ρ is positive and $X \sim N(2, 1)$ because this case cannot be distinguished from $\rho = 0$.

[Figure 2 about here]

The graphs in Figure 2 give the results for situation 4 in Table 1. Now, we are estimating four parameters and so the empirical powers are lower than the ones obtained in Figure 1, when we were estimating just one parameter; this is especially clear for negative ρ and $X \sim N(2, 1)$. When X is centered at zero, the power functions for both \hat{K}_n and \hat{M}_n are similar; this didn't happen for tests different from this one only in the number of estimated parameters. The multiple box-plots show that all the estimations, especially for scale parameters are very sensitive to the value of ρ used to generate the data; let us recall that the procedure is designed to act correctly under the null hypothesis ($\rho = 0$).

[Figure 3 about here]

Finally, Figure 3 contains the power functions for the different specified situations. Part (a) corresponds to normal (A, B) with $X \sim N(2, 1)$ and this is better than the result we obtained when $X \sim N(0, 1)$. Moreover, comparing with other results available from our simulations, we got slightly higher powers for estimated parameters in this case. In part (b), we estimate the parameters μ_A, μ_B, σ_A and σ_B and $X \sim N(0, 1)$; the power is larger when we estimate four parameter than when none or just one parameter is estimated. The results in part (c) are slightly better than the ones we obtained for $X \sim N(0, 1)$ and the same phenomenon happens with the Cauchy situation in part (d) with respect to the case with $X \sim N(2, 1)$. To end, we may also report that the power is low when the four parameters are estimated in the Cauchy case.

References

- Beran, R. (1991). *Prediction in random coefficient regression*. Technical Report 299, Dpt. Stat., Univ. California, Berkeley.
- Beran, R. and Hall, P. (1992). Estimating coefficient distributions in random coefficient regressions. *Annals of Statistics*, 20:1970–1984.
- Beran, R., Le Cam, L. and Millar, P. W. (1987). Convergence of stochastic empirical measures. *Journal of Multivariate Analysis*, 23:159–168.
- Beran, R. and Millar, P. W. (1991). *Minimum distance estimation in random coefficient regression*. Technical Report 326, Dpt. Stat., Univ. California, Berkeley.
- Billingsley, P. (1968). *Convergence of Probability Measures*. Wiley, New York.
- Billingsley, P. and Topsøe, F. (1967). Uniformity in weak convergence. *Z. Wahrscheinlichkeitstheorie verw. Geb.*, 7:1–16.
- Chow, G. C. (1983). Random and changing coefficient models. In Z. Griliches, M. D. Intriligator, editor, *Handbook of Econometrics, Vol. II*, p. 1213–1245, North-Holland, Amsterdam.
- Delicado, P. and Romo, J. (1994). *Goodness of fit tests in random coefficient regression models*. Working Paper 94-52 (20), Universidad Carlos III de Madrid, Spain.
- van Es, A. J. (1991). Uniform deconvolution: nonparametric maximum likelihood and inverse estimation. In *Nonparametric Functional Estimation and Related Topics*, Kluwer Academic Publishers, Dordrecht.
- Fan, J. (1991). On the optimal rates of convergence for nonparametric deconvolution problems. *Annals of Statistics*, 19:1275–1272.
- Giné, E. and Zinn, J. (1986). Lectures on the central limit theorem for empirical processes. In *Probability and Banach Spaces. Lecture Notes in Mathematics 1221*, p. 50–113, Springer-Verlag, Berlin.
- Giné, E. and Zinn, J. (1991). Gaussian characterization of uniform Donsker classes of functions. *Annals of Probability*, 19:758–782.
- Hildreth, C. and Houck, J. P. (1968). Some estimators for a linear model with random coefficients. *J. Amer. Statist. Assoc.*, 63:584–595.
- Nicholls, D. F. and Pagan, A. R. (1985). Varying coefficient regression. In Hannan, E. J., Krishnaiah, P. R. and Rao, M. M., editors, *Handbook of Statistics, Vol. 5*, p. 413–449, North-Holland, Amsterdam.
- Nicholls, D. F. and Quinn, B. N. (1982). *Random Coefficient Autoregressive Models: An Introduction*. Springer-Verlag, New York.
- Pollard, D. (1982). A central limit theorem for empirical processes. *Journal of Australian Mathematical Society, Ser. A*, 33:235–248.
- Pollard, D. (1984). *Convergence of Stochastic Processes*. Springer-Verlag, New York.

Raj, B. and Ullah, A. (1981). *Econometrics, A Varying Coefficients Approach*. Croom-Helm, London.

Ranga Rao, R. (1962). Relations between weak and uniform convergence of measures with applications. *Annals of Mathematical Statistics*, 33:659-680.

Scheffé, H. (1959). *The Analysis of Variance*. Wiley, New York.

Shorack, G.R. and Wellner, J.A. (1986). *Empirical Processes with Applications to Statistics*. Wiley, New York.

Situation	(A, B) model	Unknown parameters	Specified parameters under H_0	Specified parameters under H_A
1	<i>Normal</i>	μ_B	$\rho = 0$	$\rho \in S_A^1$
2	<i>Normal</i>	$\mu_A, \mu_B, \sigma_A, \sigma_B$	$\rho = 0$	$\rho \in S_A^1$
3	<i>Cauchy</i>	m_B	$\rho = 0$	$\rho \in S_A^1$
4	<i>Cauchy</i>	m_A, m_B, s_A, s_B	$\rho = 0$	$\rho \in S_A^1$
5	<i>Normal</i>	μ_A, μ_B, σ_A	$\sigma_B = 0$	$\sigma_B \in S_A^2$
6	<i>Cauchy</i>	m_A, m_B, s_A	$s_B = 0$	$s_B \in S_A^2$

Table 1: Simulation design for estimated parameters.

Situation	$X \sim N(0,1)$				$X \sim N(2,1)$			
	$n = 50$		$n = 100$		$n = 50$		$n = 100$	
	M_n	K_n	M_n	K_n	M_n	K_n	M_n	K_n
1	.002	.006	.010	.012	.014	.012	.016	.018
	.046	.048	.056	.068	.044	.072	.060	.056
	.104	.118	.112	.114	.092	.126	.112	.112
2	.036	.022	.026	.018	.036	.020	.040	.024
	.068	.060	.046	.042	.084	.060	.104	.056
	.114	.114	.112	.084	.146	.108	.200	.136
3	.010	.014	.006	.012	.020	.002	.010	.008
	.062	.044	.044	.054	.050	.046	.060	.052
	.114	.102	.082	.124	.100	.100	.126	.116
4	.006	.016	.014	.008	.014	.012	.004	.004
	.052	.066	.050	.042	.042	.036	.040	.034
	.092	.096	.092	.084	.116	.076	.090	.088
5	.000	.000	.000	.000	.002	.002	.002	.000
	.000	.004	.000	.006	.012	.008	.004	.012
	.004	.010	.006	.018	.026	.022	.004	.028
6	.042	.020	.022	.000	.090	.082	.068	.052
	.072	.056	.080	.052	.150	.134	.142	.132
	.120	.110	.140	.110	.208	.186	.220	.198

Table 2: Empirical sizes. The three values appearing in each cell are the empirical sizes corresponding to the theoretical ones of .01, .05 and .1, from top to the bottom.

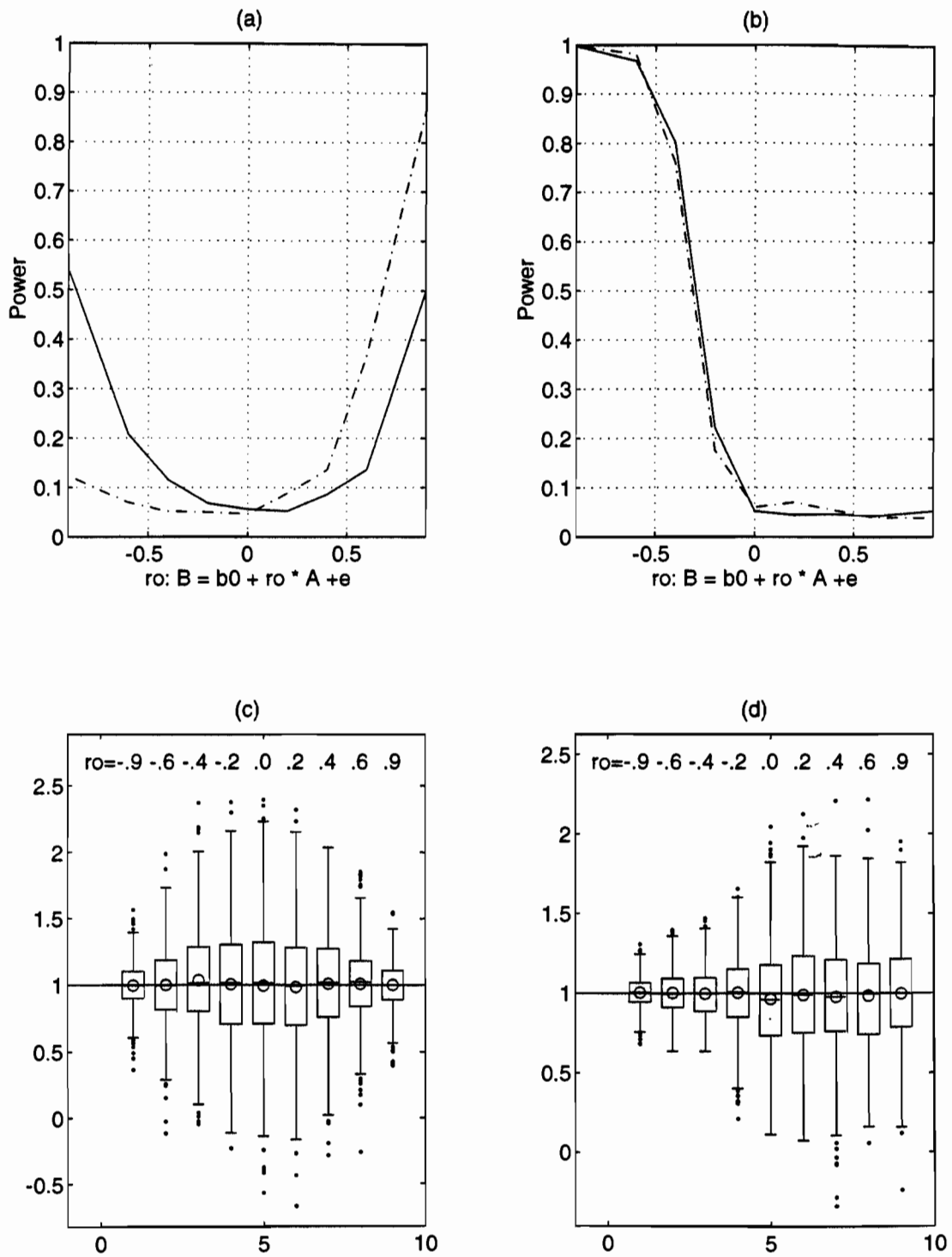


Figure 1: Estimation 3. Power function for $H_0: \rho = 0$ against different values of ρ , with estimated m_B . (A, B) are Cauchy and $\alpha = 0.05$. $X \sim N(0, 1)$ in the left hand side and $X \sim N(2, 1)$ in the right one.

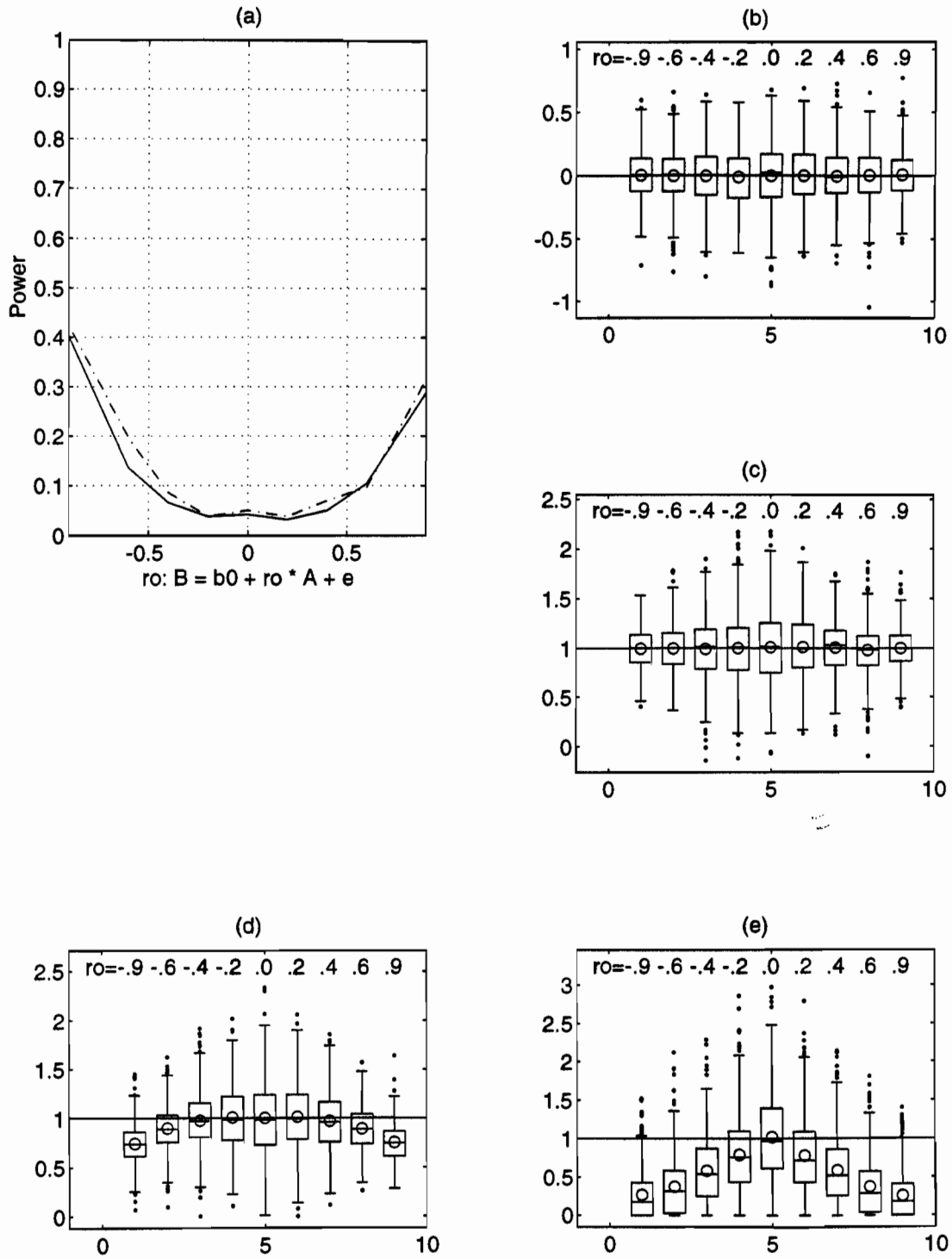


Figure 2: Estimation 4. Power function for $H_0 : \rho = 0$ against different values of ρ , with estimated m_A, m_B, s_A, s_B . (A, B) are Cauchy, $\alpha = 0.05$ and $X \sim N(0, 1)$

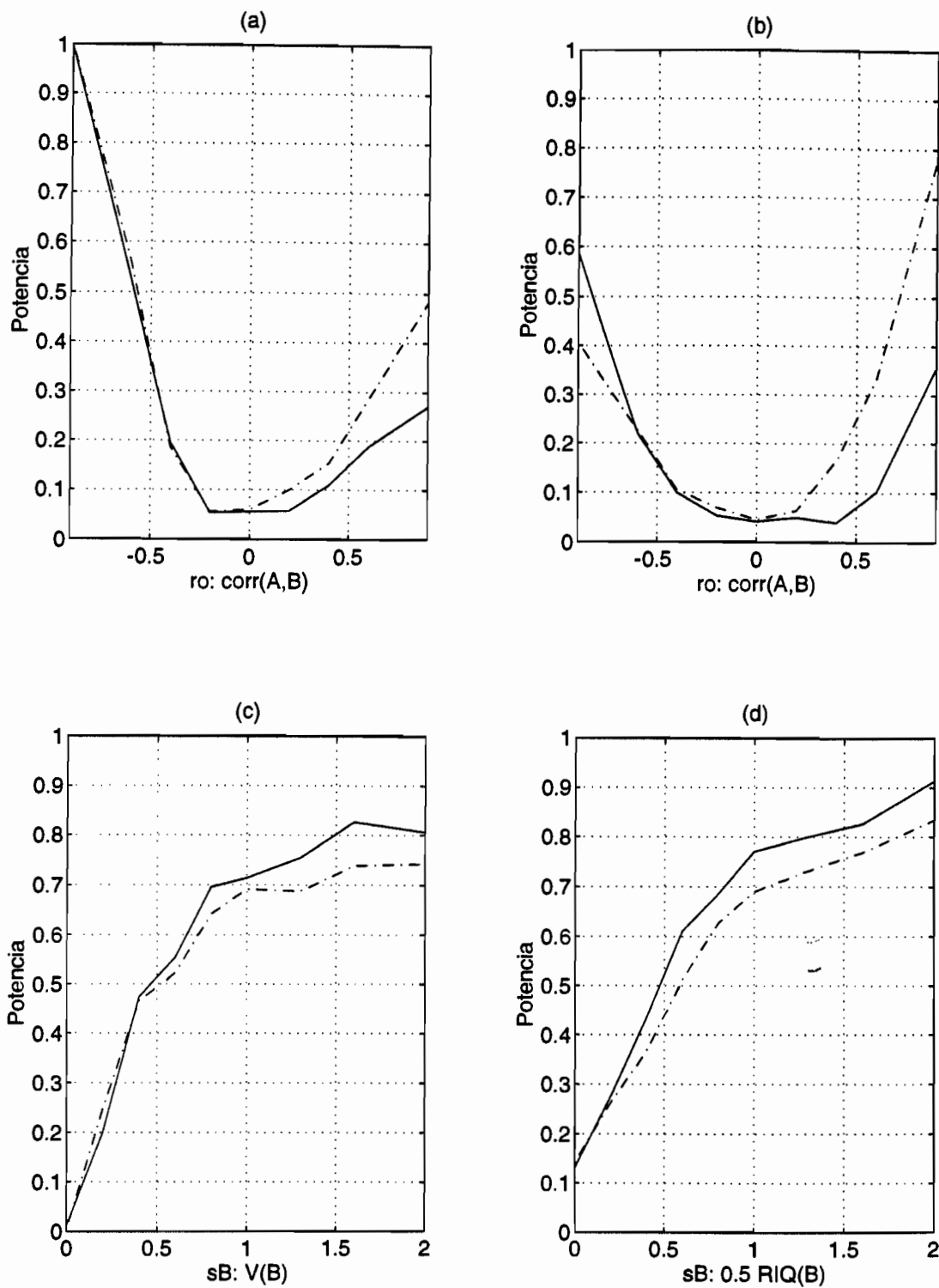


Figure 3: Power functions for:

- (a) $H_0 : \rho = 0$ against different values of ρ , with estimated μ_B . (A, B) are *normal*, $\alpha = 0.05$ and $X \sim N(2, 1)$.
- (b) same, with estimated $\mu_A, \mu_B, \sigma_A, \sigma_B$ and $X \sim N(0, 1)$.
- (c) $H_0 : \sigma_B = 0$ against different values of σ_B , with estimated μ_A, μ_B, σ_A . (A, B) are *normal*, $\alpha = 0.05$ and $X \sim N(2, 1)$.
- (d) $H_0 : s_B = 0$ against different values of s_B , with estimated m_A, m_B, s_A . (A, B) are *Cauchy*, $\alpha = 0.05$ and $X \sim N(2, 1)$.