

Hill, A. P. & Davis, P. (in press). Perfectionism and Emotion Regulation in Coaches: A Test of the 2 × 2 Model of Dispositional Perfectionism. *Motivation and Emotion*. Accepted for publication 06-03-2014.

Perfectionism and Emotion Regulation in Coaches: A Test of the 2 × 2 Model of
Dispositional Perfectionism

Andrew P. Hill

University of Leeds, UK

Paul A. Davis

Northumbria University, UK

Author Note

Andrew P. Hill, Faculty of Biological Sciences, University of Leeds; Paul A. Davis, Faculty of Health and Life Sciences, Northumbria University.

Correspondence concerning this article should be addressed to Andrew Hill, Faculty of Biological Sciences, University of Leeds, Leeds, LS2 9JT, UK.

E-mail: a.p.hill@leeds.ac.uk

Abstract

1
2 The manner in which coaches regulate their emotions has implications for their
3 performance and well-being. Drawing on research that has found perfectionism to predict
4 emotion regulation in other settings, this study adopted the 2×2 model of perfectionism to
5 examine whether subtypes of perfectionism among coaches were associated with variation in
6 the use of emotion regulation strategies. Coaches ($N = 238$, M age = 23.92, $SD = 10.32$) from
7 various sports completed measures of perfectionism (personal standards and evaluative
8 concerns) and emotion regulation strategies (expressive suppression, cognitive reappraisal,
9 and control of anger directed inwards and outwards). Moderated hierarchical regression
10 provided mixed support for the 2×2 model. As expected, pure personal standards
11 perfectionism (high personal standards/low concerns) was generally associated with the
12 highest capacity for emotion regulation and pure evaluative concerns perfectionism (low
13 personal standards/high concerns) with the lowest. Unexpectedly, mixed perfectionism (high
14 personal standards/high concerns) was associated with the highest level of expressive
15 suppression.

16
17
18
19
20
21
22
23
24
25

1 **Introduction**

2 The ability to manage and control emotions is central to successful performance in
3 sport (Hanin, 2000). To date, the majority of research in sport has been dedicated to
4 examining the emotion regulation process in athletes, with little attention given to coaches
5 (Lane, Beedie, Jones, Uphill, & Devonport, 2012). This is surprising given the importance of
6 emotion regulation by coaches. Effective emotion regulation is critical for coaches in order to
7 maintain harmonious relationships with others (e.g., athletes and other coaches) and
8 safeguard their own well-being (Jowett & Nezelek, 2012; Tamir & Mauss, 2011). How
9 coaches regulate their own emotions also has implications for the athletes they work with,
10 influencing how athletes attempt to manage their emotions and determining subsequent
11 emotional experiences and performances (Davis & Jowett, 2010; Lafrenière, Jowett,
12 Vallerand, & Charbonneau, 2011). Consequently, effective emotion regulation is essential for
13 successful sport coaching.

14 **Emotion regulation in sport**

15 A number of theories have been developed to explain the manner in which individuals
16 control or regulate emotions (see Koole, 2009, for a review). In sport, researchers have
17 applied Gross's (1998) model to better understand patterns of emotion regulation (e.g., Lane,
18 Davis, & Devonport, 2011; Uphill, McCarthy & Jones, 2009; Wagstaff, Fletcher, & Hanton,
19 2012). According to Gross (1998; Gross & John, 2003), emotion regulation strategies can be
20 categorized as either (a) antecedent-focused (i.e., initiated before the emotion occurs) or (b)
21 response-focused (i.e., initiated after the emotion occurs). Individuals are thought to display
22 different preferences for implementing these types of strategies. Those who typically adopt
23 an antecedent-focused approach to emotion regulation are thought to prefer *reappraisal*
24 whereby they attempt to alter perceptions of the emotion-eliciting situation. Conversely,

1 individuals who typically employ response-focused strategies are inclined to utilise
2 *suppression* in an effort to inhibit ongoing emotion-expressive behaviour.

3 Whether efforts to regulate emotion are successful is the result of a complex
4 interaction between personal and situational factors (Optiz, Gross, & Urry, 2012). Therefore,
5 in some circumstances emotion regulation strategies may be instrumental in goal pursuit but
6 in other circumstances the same strategies may be detrimental (Tamir, 2009). In this sense, no
7 emotion regulation strategy is inherently facilitative or debilitating (Tamir, Chiu & Gross,
8 2007). This is especially evident in the coaching domain where in order to be effective
9 coaches must be responsive to the multifaceted demands of the role (Côté & Gilbert, 2009).
10 These demands include responding to the specific context of the coaching (e.g., elite
11 performance or youth participation) and attempting to employ behaviours which are most
12 appropriate (Sullivan, Paquette, Holt & Bloom, 2012). In addition, they must understand their
13 athletes' emotional experiences and attempt to align their goals and efforts accordingly
14 (Lorimer, 2013). However, this complexity aside, research suggests that when utilised
15 regularly some emotion regulation strategies are more likely to contribute to positive
16 outcomes, whereas others are more likely to contribute to negative outcomes. This is evident
17 for a range of emotion regulation strategies, such as rumination, problem-solving, and
18 avoidance (see Aldao, Nolen-Hoeksema, & Schweizer, 2010, for a review), and is also the
19 case for expressive suppression and cognitive reappraisal.

20 The reasons why habitual utilisation of expressive suppression and cognitive
21 reappraisal contribute to divergent outcomes are described by Gross (1998) and colleagues
22 (Gross & John, 2003; Richards & Gross, 2000). Cognitive reappraisal is associated with early
23 intervention in the emotion-generative process and allows not only modification of feelings
24 but also behaviours. Consequently, it provides greater opportunity to effectively regulate
25 positive and negative emotions. By contrast, expressive suppression is associated with much

1 later intervention in the emotion-generative process, providing a means of altering behaviour
2 but having a limited influence on the feelings experienced. Utilising expressive suppression
3 means enduring emotion requires ongoing effortful management and, because emotions
4 remain hidden, can create a sense of inauthentic relations with others. In support of this
5 perspective, research in this area has found that expressive suppression consistently
6 contributes to negative affective experiences, lower general well-being, and poorer
7 interpersonal functioning, and cognitive reappraisal has opposite effects (Gross, 1998; Gross
8 & John, 2003; Richards & Gross, 2000).

9 Individual differences in emotion regulation can also be measured in relation to
10 specific emotions, such as anger. Anger is an emotion consisting of feelings that range from
11 mild irritation to intense fury and rage (Spielberger, 1999). Drawing on early research (e.g.,
12 Funkenstein, King, & Drolette, 1954), Spielberger (1999) describes how feelings of anger can
13 be directed toward the self (*anger-in*) and directed outwards towards others or the
14 environment (*anger-out*). The frequency of inward and outward expression has different
15 intrapersonal and interpersonal effects that impact upon individuals' health and relationships
16 (Iyer, Korin, Higginbotham, & Davidson, 2010; Van Kleef, 2009). Importantly, the failure to
17 regulate or control anger is associated with an adverse impact on health and performance
18 (Haukkala, Konttinen, Laatikainen, Kawachi, & Uutela, 2010; Robazza & Bortoli, 2007).
19 Therefore, due to the greater flexibility that the ability to regulate anger affords, regardless of
20 its guise, higher levels of control over anger provides greater capacity for anger regulation
21 (Bresin & Robinson, in press; Ruiz & Hanin, 2011).

22 The importance of the emotion regulation strategies discussed (viz. anger directed
23 inwards and outwards, cognitive reappraisal and expressive suppression) in sport and
24 coaching, in particular, are evident in research in this area. Anger is a common emotion in
25 sport and is one of the more frequent emotions observed in coaches (Keegan, Harwood,

1 Spray, & Lavalee, 2009; Kerr & Stirling, 2012; Omli & LaVoi, 2009). Similarly, although
2 studied less, the use of reappraisal and suppression has been found to be used extensively in
3 sport organisations to negotiate interpersonal relationships (Wagstaff et al., 2012). The use of
4 these strategies have also been found to predict a range of outcomes in sport, such as athletic
5 performance and the emotional experiences of athletes (e.g., Davis, Woodman, & Callow,
6 2010; Uphill, Lane & Jones, 2012). As yet, the use of these strategies among coaches has
7 received comparatively little attention. However, research does suggest that these strategies
8 are likely to be important in terms of a coach's ability to manage their own emotions, the
9 emotions of their athletes, and their overall effectiveness as a leader (Davis, 2011; Haver,
10 Akerjordet & Furunes, 2013).

11 **Multidimensional perfectionism in sport**

12 One factor that may influence the emotion regulation strategies adopted by coaches is
13 perfectionism. Perfectionism is an achievement related personality trait that includes a
14 combination of a commitment to exceedingly high standards and self-critical evaluative
15 tendencies (Frost, Marten, Lahart, & Rosenblate, 1990; Hewitt & Flett, 1991). A number of
16 models and measures have been developed to capture features of perfectionism (see Enns &
17 Cox, 2002, for a review). While the specific content of these models differ, factor-analytical
18 studies indicate they typically include sub-dimensions of perfectionism that measure one of
19 two broad dimensions (e.g., Cox, Enns, & Clara, 2002; Frost, Heimberg, Holt, Mattia, &
20 Neubauer, 1993). The first is *personal standards perfectionism* (PSP) which has been defined
21 as the self-oriented tendency to set and strive for exceptionally high standards (Gaudreau &
22 Thompson, 2010). The second is *evaluative concerns perfectionism* (ECP) which has been
23 defined as a socially prescribed tendency to perceive that others are exerting pressure to be
24 perfect with additional harsh self-evaluation and self-doubt regarding one's capacity to meet
25 those standards (Gaudreau & Thompson, 2010).

1 These two dimensions have divergent effects across a wide range of outcomes (see
2 Gotwals, Stoeber, Dunn, & Stoll, 2012, and Stoeber & Otto, 2006, for reviews). In sport, this
3 has been found to be the case for various patterns of cognition (e.g., attributions for success
4 and failure), affect (e.g., anger), and behaviour (e.g., performance) exhibited by athletes and
5 more recently coaches (e.g., burnout; Tashman, Tenenbaum, & Eklund, 2010). Of note here
6 is that these effects extend to emotion regulation. Outside of sport, evaluative concerns
7 perfectionism has been found to contribute to a reliance on response-focused strategies,
8 including higher levels of expressive suppression and lower levels of cognitive reappraisal
9 (e.g., Bergman, Nyland, & Burns, 2007; Flett, Hewitt, & De Rosa, 1996; Hewitt et al., 2002).
10 There is also evidence that evaluative concerns perfectionism is a source of greater anger
11 reactivity for athletes, alluding to poorer control of the emotion (e.g., Dunn, Gotwals,
12 Causgrove Dunn, & Syrotuik, 2006; Vallance, Dunn, & Causgrove Dunn, 2006). In contrast,
13 evidence is more mixed in terms of personal standards perfectionism. Specifically, research
14 suggests it is influential in terms of wider coping processes (e.g., Gaudreau & Antl, 2008) but
15 may be comparatively less important in terms of emotion regulation as it has been found to be
16 unrelated to general emotion regulation strategies and those specific to anger (e.g., Bergman
17 et al., 2007; Flett et al., 1996; Hewitt et al., 2002).

18 **The 2 × 2 model of dispositional perfectionism**

19 One of the recent developments in this area is that researchers have begun to examine
20 the interplay between the two dimensions of perfectionism. Impetus for doing so has been
21 provided by the 2 × 2 model of dispositional perfectionism (Gaudreau & Thompson, 2010;
22 Gaudreau, 2013). This model emphasizes the notion that the two broad dimensions of
23 perfectionism coexist within each individual to varying degrees. As described by Gaudreau
24 and colleagues, the within-person combinations are operationalized in four combinations or
25 subtypes: pure personal standards perfectionism (high PSP/low ECP), pure evaluative

1 concerns perfectionism (low PSP/high ECP), mixed perfectionism (high PSP/high ECP), and
2 non-perfectionism (low PSP/low ECP). These are not considered directly observable
3 categories, but are latent entities that are inferred conceptually and statistically. The subtypes
4 are purported to reflect varying degrees of internalisation (internal regulated versus external
5 regulated). Pure personal standards perfectionism is a uniquely personally oriented subtype
6 (internally regulated), whereas pure evaluative concerns perfectionism is a subtype derived
7 from social pressure (non-internalised or externally regulated). Mixed perfectionism includes
8 both perceived pressure from others to strive toward perfection and personal endorsement of
9 these standards (partially internally regulated). Finally, non-perfectionism does not include
10 perceptions of social pressure or have any personal endorsement of setting or pursuing
11 perfectionist standards.

12 Within organismic theories of motivation, internalisation is a process whereby
13 activities can be more or less integrated in to one's self-concept and corresponds with better
14 or worse psychological adjustment (see Deci & Ryan, 2008, for further details). This is
15 reflected in the expected differences between subtypes in functional outcomes which are
16 formalised in 4 hypotheses. The first hypothesis focuses on whether pure personal standards
17 perfectionism is healthier (h1a) or unhealthier (h1b) in comparison to non-perfectionism
18 (with no difference offering inconclusive evidence for both, hypothesis h1c). In doing so, it
19 addresses a debate regarding the valence of pure personal standards perfectionism and its
20 subsets (see Flett & Hewitt, 2006). The second and third hypotheses relate to the supposition
21 that as pure evaluative concerns perfectionism is the only fully externally regulated subtype it
22 should be to the least healthy relative to other subtypes. This is tested through comparison
23 with non-perfectionism (h2) and mixed perfectionism (h3). Hypothesis 3 also tests a key tenet
24 of the 2 × 2 model which is that the presence of internally regulated dimensions of
25 perfectionism (personal standards perfectionism) may attenuate the influence of externally

1 regulated dimensions of perfectionism (evaluative concerns perfectionism). The fourth
2 hypothesis is that mixed perfectionism, a partially internalised subtype of perfectionism,
3 should be associated with poorer adjustment in comparison to pure personal standards, an
4 internally regulated subtype of perfectionism (h4).

5 A small number of studies have examined the 2×2 model (Cumming & Duda, 2012;
6 Douilliez & Lefèvre, 2011; Gaudreau, 2012; Gaudreau & Thompson, 2010; Gaudreau &
7 Verner-Filion, 2012; Hill, 2013). These have typically offered some support for its
8 hypotheses. Of especial relevance here is that subtypes derived using the broad dimensions of
9 perfectionism have been found to correspond with varying emotional experiences in a manner
10 that supports consideration of the subtypes (Gaudreau & Thompson, 2010; Hill, 2013). For
11 instance, Gaudreau and Thompson (2010) found support for the hypotheses of the model
12 when assessing differences between subtypes in terms of general positive affect (h1a, h2, h3,
13 and h4) and negative affect (h1c, h2, h3, and h4). More recently, Hill (2013) reported similar
14 findings when assessing an affective component of athlete burnout, emotional and physical
15 exhaustion (h1c, h2, and h4). Research has yet to examine how subtypes of perfectionism
16 influence emotion regulation. However, the differences between them in terms of emotional
17 experiences alludes to variation consistent with the 2×2 model, with the presence of high
18 evaluative concerns perfectionism corresponding with greater use of emotion regulation
19 strategies typically associated with more negative affective experiences (e.g., higher
20 expressive suppression, lower cognitive reappraisal, and lower control of anger). The current
21 study examines this possibility and in doing so provides a further test of the hypotheses of the
22 2×2 model.

23 In summary, the purpose of the current study was to examine whether subtypes of
24 perfectionism among coaches were associated with variation in the use of emotion regulation
25 strategies. In doing so, the hypotheses of the 2×2 model of dispositional perfectionism were

1 tested in relation to expressive suppression, cognitive reappraisal, and control of anger
2 (directed inwards and outwards). The first hypothesis was that pure personal standards
3 perfectionism would be associated with lower expressive suppression, higher cognitive
4 reappraisal, and higher control of anger than non-perfectionism (hypothesis 1a). The second
5 and third hypotheses were that pure evaluative concerns perfectionism would be associated
6 with the highest level of expressive suppression and lowest levels of cognitive reappraisal
7 and control of anger (hypothesis 2 is in comparison to non-perfectionism and hypothesis 3 is
8 in comparison to pure evaluative concerns perfectionism). The fourth hypothesis was that
9 mixed perfectionism would be associated with higher expressive suppression, lower cognitive
10 reappraisal, and lower control of anger than pure personal standards perfectionism
11 (hypothesis 4).

12 **Method**

13 **Participants**

14 Two-hundred and thirty-eight coaches in the UK took part in the study (age $M =$
15 23.92, $SD = 10.32$, range 18 to 69, males = 177, females = 61). They were recruited via
16 advertisements sent to sport organisations and from current coaches pursuing further
17 education on sport coaching degree programmes. Coaches came from a range of individual
18 and team sports (e.g., football, rugby, athletics, and swimming). On average, they had
19 coached for 4.31 years ($SD = 5.45$) and were currently coaching 4.44 hours per week ($SD =$
20 4.43). They reported a range of coaching qualifications, the most common were level 1 and
21 level 2 national governing body qualifications (level 1 $n = 118$ and level 2 $n = 53$). A small
22 number reported no formal coaching qualifications ($n = 14$). Coaches completed a
23 standardized multi-section questionnaire containing measures of the constructs of interest in
24 either hardcopy or electronic format.

25 **Instruments**

1 **Perfectionism.** The broad dimensions of perfectionism were assessed using the brief
2 versions of Hewitt and Flett's (1991; H-MPS) and Frost et al's (1990; F-MPS)
3 Multidimensional Perfectionism Scales (Cox et al., 2002). For the brief H-MPS participants
4 were asked to respond to general statements concerning their "personal characteristics and
5 traits" on a 7-point Likert scale (1 = *strongly disagree* to 7 = *strongly agree*). Three 5-item
6 subscales are included on the instrument of which two were used in the current study: self-
7 oriented perfectionism (SOP: e.g., "I am perfectionistic in setting my goals.") and socially
8 prescribed perfectionism (SPP: e.g., "I feel that people are too demanding of me."). Evidence
9 to support the validity and reliability of this instrument has been provided by Cox et al.
10 (2002). This includes assessment of factor structure (confirmatory factor analysis) and
11 internal reliability in both student and clinical samples (SOP $\alpha = .84$ and SPP $\alpha = .85$). The
12 shortened subscales are strongly related to the original subscales (SOP $r = .95$ and SPP $r =$
13 $.94$; Cox et al., 2002).

14 For the shortened version of Frost et al.'s (1990) Multidimensional Perfectionism
15 Scale (Cox et al., 2002) participants were also asked to respond to general statements
16 concerning their "personal characteristics and traits" on a 5-point Likert scale (1 = *strongly*
17 *disagree* to 5 = *strongly agree*). The instrument contains four subscales of which four were
18 used in the current study: personal standards (PS; 5-items, e.g., "I set higher goals than most
19 people."), concern over mistakes (COM; 5-items, e.g., "If I fail partly, it is as bad as being a
20 complete failure."), doubts about actions (DAA; 4-items, e.g., "I usually have doubts about
21 the simple everyday things I do."), and parental pressure (PP; 5-items, e.g., "I never felt like I
22 could meet my parents' standards."). Evidence to support the validity and reliability of the
23 instrument has been provided by Cox et al. (2002) in the form of assessing factor structure
24 (confirmatory factor analysis) and internal consistency ($\alpha = .63$ to $.90$). The subscales of the

1 shortened version are also highly correlated with the originals ($r = .87$ to $.98$) but have the
2 advantage of better factor structure (see Cox et al., 2002).

3 With the aim of building directly upon existing research testing the 2×2 model using
4 the broad dimensions of perfectionism (Douilliez & Lefèvre, 2011; Gaudreau & Thompson,
5 2010; Hill, 2013), self-oriented perfectionism and personal standards were used to create a
6 personal standards perfectionism (PSP) composite and socially prescribed perfectionism,
7 concern over mistakes, doubts about action, and parental pressure were used to create an
8 evaluative concerns perfectionism (ECP) composite. This was calculated by standardizing the
9 subscale scores so that each carried equal weight and then adding them together. This model
10 was assessed in the current study by confirmatory factor analysis using AMOS version 19.0
11 (Arbuckle, 2010) with maximum likelihood estimation. Specifically, a model was tested that
12 included standardized subscale scores as indicators of two related latent factors (viz. PSP and
13 ECP). This model was considered to be acceptable: $\chi^2(8) = 47.26$, CFI = .90, TLI = .82,
14 RMSEA = .15, 90% CI = .11 to .19, SRMR = .08, and all standardized factor loadings $\geq .44$.¹

15 **Emotion regulation.** The Emotion Regulation Questionnaire (Gross & John, 2003)
16 was used to assess individual differences in the typical use of cognitive reappraisal and
17 expressive suppression to regulate emotion. This asked participants to respond to questions
18 with reference to emotional aspects of their life on a 7-point Likert scale (1 = *strongly*
19 *disagree* to 7 = *strongly agree*). The cognitive reappraisal subscale contains 6-items that
20 capture the tendency to alter perceptions of the emotion-eliciting situation in a way that
21 changes its emotion impact (e.g., “When I want to feel more positive emotion (such as joy or
22 amusement), I change what I’m thinking about.”). The expressive suppression subscale
23 contains 4-items that capture the tendency to inhibit on-going emotion-expressive behaviour
24 (e.g., “I control my emotions by not expressing them.”). Evidence to support the validity and

1 reliability of the instrument has been provided by Gross and John (2003). This includes
2 factorial structure (confirmatory factor analysis) and internal consistency ($\alpha = .68$ to $.76$).

3 **Control of anger.** Control of anger was measured using two subscales from the State-
4 Trait Anger Expression Inventory-2 (STAXI-2; Spielberger, 1999). Participants were asked
5 how they “generally react when angry or furious” and responded on a 4-point Likert scale (1
6 = *almost never* to 4 = *almost always*). These two subscales assess how often individuals
7 attempt to control the outward expression of feelings of anger (anger control-out; 8-items,
8 e.g. “Control urge to express angry feelings.”) and the inward expression of anger by calming
9 down or cooling off (anger control-in; 8-items, e.g. “Try to soothe angry feelings.”).
10 Evidence to support the validity and reliability of the instrument has been provided by
11 Spielberger (1999) and others (e.g., Martin & Dahlen, 2005). This includes factorial structure
12 (exploratory factor analysis) and internal consistency ($\alpha = .86$ to $.91$).

13 **Results**

14 **Preliminary analysis**

15 Prior to the main analyses, missing value analysis was conducted on the measured
16 variables. There were 224 complete cases and 14 cases with incomplete data. Twelve of the
17 coaches with incomplete data missed 1 item and the remaining 2 missed 2 items. There were
18 13 unique patterns of missing data that accounted for the missing data of all the participants.
19 To preserve the characteristics of the data and minimise the impact of missing data
20 imputation, missing data was replaced with the mean of the available items from the relevant
21 subscale for that individual (Graham, Cumsille, & Elek-Fisk, 2003). Next, variables were
22 screened for univariate and multivariate outliers using procedures outlined by Tabachnick
23 and Fidell (2007). This led to the removal of 11 participants ($n = 227$). Following this
24 procedure, the data was considered to be approximately normally distributed. Assessment of

1 internal consistency of the subscales (Cronbach's α) provided evidence to support their
2 reliability (see Table 1).

3 **Descriptive statistics and bivariate correlations**

4 Descriptive statistics and bivariate correlations are reported in Table 1. Personal
5 standards perfectionism and evaluative concerns perfectionism were positively correlated.
6 Cognitive reappraisal and expressive suppression were uncorrelated. Anger control-in and
7 anger control-out were positively correlated. Personal standards perfectionism was positively
8 correlated with expressive suppression and cognitive reappraisal but uncorrelated with anger
9 control-in and anger control-out. Evaluative concerns perfectionism was positively correlated
10 with expressive suppression and uncorrelated with other emotion regulation strategies. With
11 the exception of cognitive reappraisal and expressive suppression, the four emotion
12 regulation strategies were typically positively correlated. Correlations among the variables
13 ranged in size from small to large.

14 **Moderated hierarchical regression and simple slopes analyses**

15 The tests of the hypotheses were guided by the procedures described by Gaudreau
16 (Gaudreau, 2012; Gaudreau & Thompson 2010). Hierarchical regression was conducted on
17 each of the emotion regulation strategies. In step 1 this included the two perfectionism
18 dimensions (main effects model). In step 2 an interaction term derived from the two
19 dimensions was added (interaction effect model). If the interaction term was not statistically
20 significant the main effects model was interpreted and predicted values for each subtype were
21 plotted and interpreted using the heuristic provided by Gaudreau (2012) which allows for the
22 hypotheses of the 2×2 model to be tested using only main effects. If the interaction term was
23 statistically significant, simple slopes were calculated and interpreted (Aiken & West, 1991;
24 Cohen, Cohen, West, & Aiken, 2003). These estimated the relationship between PSP and
25 emotion regulation strategies at low ($-1 SD$) and high ($+1 SD$) levels of ECP (first and second

1 simple slopes) and between ECP and emotion regulation strategies at low (-1 *SD*) and high
2 (+1 *SD*) levels of PSP (third and fourth simple slopes). The first simple slope was used to
3 compare the predicted values of non-perfectionism (low PSP/low ECP) with pure personal
4 standards perfectionism (high PSP/low ECP) (hypothesis 1). The second slope was used to
5 compare the predicted values of pure evaluative concerns perfectionism (low PSP/high ECP)
6 and mixed perfectionism (high PSP/high ECP) (hypothesis 3). The third simple slope was
7 used to compare the predicted values of non-perfectionism (low PSP/low ECP) with pure
8 evaluative concerns perfectionism (low PSP/high ECP) (hypothesis 2). The fourth slope was
9 used to compare the predicted values of pure personal standards perfectionism (high PSP/low
10 ECP) and mixed perfectionism (high PSP/high ECP) (hypothesis 4). Results of these analyses
11 are reported in Table 2.

12 *Cognitive reappraisal:* The interaction term was not significant for cognitive appraisal
13 so only the main effects model was interpreted. The main effects model was statistically
14 significant and explained 3% of variance in cognitive reappraisal. PSP was a significant
15 positive predictor of cognitive reappraisal and ECP was not a significant predictor of
16 cognitive reappraisal. The pattern of main effects provided support for hypotheses 1a and 3
17 (Gaudreau, 2012). Specifically, pure PSP was associated with higher cognitive reappraisal
18 than non-perfectionism (in support of hypothesis 1a); pure ECP was associated with lower
19 cognitive reappraisal than mixed perfectionism (in support of hypothesis 3); pure ECP was
20 associated with similar levels of cognitive reappraisal to non-perfectionism (in opposition to
21 hypothesis 2); and mixed perfectionism was associated with similar levels of cognitive
22 reappraisal to pure PSP (in opposition to hypothesis 4). The predicted values for cognitive
23 reappraisal across low (-1 *SD*) and high (+1 *SD*) levels of PSP and ECP are displayed in
24 Figure 1.

1 *Expressive suppression:* The interaction term was statistically significant for
2 expressive suppression so the interaction effect model was interpreted. The interaction effect
3 model explained 13% of variance in expressive suppression in total with 11% accounted for
4 by the main effects and a further 2% by the interaction term. Simple slopes analyses provided
5 support for hypothesis 4 but contradicted hypothesis 3. Specifically, the simple slope of PSP
6 at low levels of ECP was not significant ($B = 0.02, SE = 0.06, \beta = .03, p > .05$), indicating that
7 there was no difference between Pure PSP and non-perfectionism in expressive suppression
8 (aligned with hypothesis 1c). The simple slope of PSP at high levels of ECP was significant
9 ($B = 0.17, SE = 0.06, \beta = .27, p < .01$), indicating that Mixed perfectionism was associated
10 with higher expressive suppression than Pure ECP perfectionism (in contradiction to
11 hypothesis 3). The simple slope of ECP at low levels of PSP was not significant ($B = 0.05, SE$
12 $= 0.04, \beta = .12, p > .05$), indicating that Pure ECP was associated with similar levels of
13 expressive suppression than non-perfectionism (in opposition to hypothesis 2). The simple
14 slope of ECP at high levels of PSP was statistically significant ($B = 0.15, SE = 0.04, \beta = .36, p$
15 $< .05$), indicating that Mixed perfectionism was associated with higher expressive
16 suppression than Pure PSP (in support of hypothesis 4). The predicted values for expressive
17 suppression across low ($-1 SD$) and high ($+1 SD$) levels of PSP and ECP are displayed in
18 Figure 2.

19 *Anger control-in:* The interaction term was not significant for anger control-in so only
20 the main effects model was interpreted. The main effects model was statistically significant
21 and explained 4% of variance in anger control-in. PSP was a significant positive predictor of
22 anger control-in and ECP was a significant negative predictor of anger control-in. This
23 pattern of main effects provided support for hypotheses 1a 2, 3 and 4 (Gaudreau, 2012).
24 Specifically, pure PSP was associated with higher anger-in than non-perfectionism (in
25 support of hypothesis 1a); pure ECP was associated with lower anger control-in than non-

1 perfectionism and mixed perfectionism (in support of hypotheses 2 and 4); and mixed
2 perfectionism was associated with lower levels of anger control-in than pure PSP (in support
3 of hypothesis 3). The predicted values for anger control-in across low ($-1 SD$) and high ($+1$
4 SD) levels of PSP and ECP are displayed in Figure 3.

5 *Anger control-out:* The interaction term was not significant for anger control-in so
6 only the main effects model was interpreted. The main effects model was statistically
7 significant and explained 5% of variance in anger control-out. PSP was a significant positive
8 predictor of anger control-in and ECP was a significant negative predictor of anger control-
9 out. This pattern of main effects provided support for hypotheses 1a 2, 3 and 4 (Gaudreau,
10 2012). Specifically, pure PSP was associated with higher anger-out than non-perfectionism
11 (in support of hypothesis 1a); pure ECP was associated with lower anger control-out than
12 non-perfectionism and mixed perfectionism (in support of hypotheses 2 and 4); and mixed
13 perfectionism was associated with lower levels of anger control-out than pure PSP (in support
14 of hypothesis 3). The predicted values for anger control-in across low ($-1 SD$) and high ($+1$
15 SD) levels of PSP and ECP are displayed in Figure 4.

16 **Discussion**

17 The purpose of the current study was to examine whether subtypes of perfectionism
18 among coaches were associated with variation in the use of emotion regulation strategies. In
19 doing so, the hypotheses of the 2×2 model of dispositional perfectionism were tested. The
20 first hypothesis was that pure personal standards perfectionism would be associated with
21 lower expressive suppression, higher cognitive reappraisal, and higher control of anger than
22 non-perfectionism (hypothesis 1a). The second and third hypotheses were that pure
23 evaluative concerns perfectionism would be associated with the highest level of expressive
24 suppression and lowest levels of cognitive reappraisal and control of anger (hypothesis 2 is in
25 comparison to non-perfectionism and hypothesis 3 is in comparison to pure evaluative

1 concerns perfectionism). The fourth hypothesis was that mixed perfectionism would be
2 associated with higher expressive suppression, lower cognitive reappraisal, and lower control
3 of anger than pure personal standards perfectionism.

4 Hypothesis 1a was supported in that pure personal standards perfectionism was
5 associated with higher levels of cognitive reappraisal and higher control of anger (inwards
6 and outwards) in comparison to non-perfectionism. However, these two subtypes were also
7 associated with similar levels of expressive suppression, providing inconclusive evidence for
8 the hypothesis 1a (but aligned with hypothesis 1c). The second hypothesis received partial
9 support as pure evaluative concerns perfectionism was associated with lower levels of control
10 of anger (inwards and outwards) than non-perfectionism, but similar levels of cognitive
11 reappraisal and expressive suppression. The third hypothesis received mixed support because
12 while pure evaluative concerns perfectionism was associated with lower levels of cognitive
13 reappraisal and control of anger (inwards and outwards) in comparison to mixed
14 perfectionism, it was also associated with lower levels of expressive suppression. Finally, the
15 fourth hypothesis received partial support with mixed perfectionism associated with higher
16 levels of expressive suppression and lower control of anger (inwards and outwards) than pure
17 personal standards perfectionism but similar levels of cognitive reappraisal.

18 **Subtypes of perfectionism and emotion regulation**

19 The healthy valence of pure personal standards perfectionism relative to non-
20 perfectionism was evident in the higher levels of cognitive reappraisal and control of anger
21 directed inwards and outwards. This suggests that coaches exhibiting this subtype of
22 perfectionism will manage emotion in a more pre-emptive manner and be more adept at
23 controlling feelings of anger. There appears, therefore, to be some benefit to the pursuit of
24 exceedingly high standards for coaches in terms of emotion regulation. However, this did not
25 extend to the use of expressive suppression where evidence of its healthy valence was

1 inconclusive. This latter finding is similar to research elsewhere in that the comparative
2 benefits of pure personal standards perfectionism appear to be most apparent when
3 comparing indicators of adjustment (e.g., cognitive reappraisal), rather than indicators of
4 maladjustment (e.g., emotional suppression). Therefore, these emotion regulation strategies
5 can be considered alongside other indicators that differentiate the two subtypes (e.g.,
6 academic satisfaction and general positive affect) and those that do not (e.g., general negative
7 affect, emotional exhaustion, and depression; Douilliez & Lefèvre, 2011; Gaudreau &
8 Thompson, 2010; Hill, 2013).

9 According to the 2×2 model, pure evaluative concerns perfectionism is the most
10 problematic subtype as it is solely externally regulated by social pressures, such as
11 contingencies of self-worth (Gaudreau & Verner-Filion, 2012). This was partially evident in
12 the contrasts with non-perfectionism and mixed perfectionism. In particular, the presence of
13 high evaluative concerns perfectionism coincided with a comparative deficit in anger control
14 relative to these two subtypes. Of note, however, while pure evaluative concerns
15 perfectionism generally displayed a lower capacity for emotion regulation than mixed
16 perfectionism, surprisingly, there was also evidence that coaches who exhibit mixed
17 perfectionism may be prone to *higher* levels of expressive suppression. While there have
18 been some instances where differences have not emerged between the two subtypes (e.g.,
19 depression and emotional exhaustion; Douilliez & Lefèvre, 2011; Hill, 2013), this is the first
20 time a difference has occurred in the opposite direction to expectations. Presuming the
21 problematic consequences of habitual use of expressive suppression (see Gross, 1998; Gross
22 & John, 2003; Richards & Gross, 2000), this provides the first indication that pure evaluative
23 concerns perfectionism may not always be the most problematic subtype. Moreover, there
24 may be instances when personal standards perfectionism do not attenuate but actually
25 exacerbate the influence of evaluative concerns perfectionism.

1 Evidence of the comparative benefits of pure personal standards perfectionism in
2 relation to mixed perfectionism was partially evident. Consistent with the expectations of the
3 2×2 model, mixed perfectionism was associated with higher use of expressive suppression
4 and lower control of anger directed inwards and outwards in comparison to pure personal
5 standards perfectionism. However, there was no difference between the two subtypes in terms
6 of cognitive reappraisal. When considered alongside findings for hypothesis 1 and 3, these
7 differences appear to indicate two things. Firstly, partially internalised subtypes of
8 perfectionism (i.e., mixed perfectionism) are likely to be associated with strategies that leave
9 coaches less able to regulate their emotions in comparison to fully internalised subtypes of
10 perfectionism (i.e., pure personal standards perfectionism). Secondly, regardless of the level
11 of evaluative concerns perfectionism, the presence of high personal standards perfectionism
12 appears to assure higher cognitive reappraisal.

13 **The 2×2 model of perfectionism**

14 The 2×2 model has prompted constructive debate amongst researchers in this area;
15 in particular, Stoeber (2012) and Gaudreau (2013). While there is some disagreement
16 between researchers in how best to refine and test the model, there is also agreement that the
17 model has the potential to make a significant contribution to our understanding of
18 perfectionism by encouraging examination of the interplay between dimensions. Researchers
19 have been quick to respond to its formalisation and have begun to test its hypotheses across
20 various achievement contexts and for various outcomes. The current study provided the first
21 test of this model with regards to the manner in which coaches regulate their emotions and
22 found the model to account for some differences among subtypes but not others. In this
23 regard, the findings add further information about other potential moderating factors within
24 the model. Specifically, hypotheses 1a may be more likely to be supported when indicators of
25 positive adjustment are assessed (i.e., more adept emotion regulation) than when indicators of

1 negative adjustment are assessed (i.e., more problematic emotion regulation). Additional
2 studies of this kind are required in order to evaluate if and when the model adequately
3 predicts the effects of perfectionism in sport and other contexts.

4 **Limitations and other future directions**

5 The study is cross-sectional therefore no causal inferences can be made in terms of
6 perfectionism and emotion regulation. In this regard, longitudinal and experimental designs
7 provide a necessary next step in this line of enquiry. The study adopted self-report measures
8 of both perfectionism and emotion regulation. Researchers have begun to use other means of
9 measurement in the areas of perfectionism and emotion regulation (e.g., other-report; Flett,
10 Besser, & Hewitt, 2005) which provide means of verifying the current findings. The sample
11 also included a diverse range of coaches that varied in gender, age, coaching experience, and
12 sport. While this provides a strong starting point in terms generalizability, it is possible that
13 some of these factors may moderate the observed effects. For example, it is possible that the
14 relationships between perfectionism and emotion regulation strategies are moderated by
15 gender because males and females are known to have different preferences for the manner in
16 which emotions are managed (e.g., Garnefski, Teerds, Kraaij, Legerstee, & Van Den
17 Kommer, 2004; Safdar et al., 2009). Finally, perfectionism and emotion regulation were
18 measured at a general-level, as opposed to a domain-level. While it is reasonable to assume
19 that coaches' general perfectionism and preferences for emotional regulation will be
20 expressed in this important life-domain, future researchers may also wish to confirm this
21 using domain-specific measures (or even situational-specific measures, such as in training
22 and during competition).

23 **Conclusion**

24 The current study provided evidence that perfectionism influences the emotion
25 regulation employed by coaches. In addition, there was evidence that the subtypes of

1 perfectionism provide additional insight into their patterns of emotion regulation among
2 coaches (i.e., consideration of both dimensions of perfectionism offered greater
3 understanding of emotion regulation). As expected, pure personal standards perfectionism
4 was associated with the highest capacity for emotion regulation (joint highest use of cognitive
5 reappraisal and highest control of anger directed inwards and outwards) and pure evaluative
6 concerns perfectionism with the lowest capacity (joint lowest cognitive reappraisal and
7 lowest anger control inwards and outwards). Unexpectedly, however, mixed perfectionism
8 (high personal standards/high concerns) was associated with the highest levels of expressive
9 suppression suggesting that in some instances personal standards perfectionism might
10 exacerbate rather than attenuate perfectionistic concerns.

11

12

13

14

15

16

17

18

19

20

21

22

23

24

25

Footnotes

1
2 ¹ Exploration of this model to identify areas of misfit indicated that none of the
3 standardized residual covariances exceeded 2.58 but two exceeded 1.96 (personal standards
4 with parental pressure = -2.30 and personal standards with concern over mistakes = 2.30) and
5 therefore provided two statistically significant discrepancies in the implied and observed data
6 (Byrne, 2001). Modification indices indicated that improvement in fit (so to exceed
7 conventional criteria for ‘good’ fit) would be gained through re-specification of the model
8 allowing for cross-loading of some of the sub-dimensions of perfectionism on latent factors
9 (notably an inverse loadings of parental pressure on PSP and positive loading of concern over
10 mistakes on PSP): $\chi^2(6) = 19.51$, CFI = .97, TLI = .92, RMSEA = .10, 90% CI = .05 to .15,
11 SRMR = .05. Given that the assumption of zero cross-loadings may be overly restrictive in
12 this context (Marsh, Muthén, Asparouhov, Lüdtke, Robitzsch, Morin, et al., 2009), the
13 observed fit here was considered acceptable.

14

15

16

17

18

19

20

21

22

23

24

25

References

- 1
- 2 Aiken, L.S., & West, S.G. (1991). *Multiple regression: Testing and interpreting interactions*.
3 Newbury Park, London: Sage.
- 4 Aldao, A., Nolen-Hoeksema, S., & Schweizer, S. (2010). Emotion-regulation strategies
5 across psychopathology: A meta-analytic review. *Clinical psychology review, 30*, 217-
6 237. doi: 10.1016/j.cpr.2009.11.004
- 7 Bergman, A. J., Nyland, J. E., & Burns, L. R. (2007). Correlates with perfectionism and the
8 utility of a dual process model. *Personality and Individual Differences, 43*, 389-399.
9 doi: 10.1016/j.paid.2006.12.007
- 10 Bresin, K., & Robinson, M. D. (in press). Losing control, literally: relations between anger
11 control, trait anger, and motor control. *Cognition and Emotion*.
- 12 Byrne, B. M. (2001). *Structural equation modeling with AMOS: Basic concepts, applications,*
13 *and programming*. Mahwah, NJ: Lawrence Erlbaum Associates, Inc.
- 14 Cohen, J., Cohen, P., West, S., & Aiken, L. (2003). *Applied multiple regression/correlation*
15 *analyses for the behavioral sciences* (3rd ed.). Mahwah, NJ: Erlbaum.
- 16 Côté, J. & Gilbert, (2009). An integrative definition of coaching effectiveness and expertise.
17 *International Journal of Sports Science and Coaching, 4*, 307-323. doi:
18 10.1260/174795409789623892
- 19 Cox, B. J., Enns, M. W., & Clara, I. P. (2002). The multidimensional structure of
20 perfectionism in clinically distressed and college student samples. *Psychological*
21 *Assessment, 14*, 365-373. doi: 10.1037/1040-3590.14.3.365
- 22 Cumming, J., & Duda, J. L. (2012). Profiles of perfectionism, body-related concerns, and
23 indicators of psychological health in vocational dance students: An investigation of the
24 2×2 model of perfectionism. *Psychology of Sport and Exercise, 13*, 729-738. doi:
25 10.1016/j.psychsport.2012.05.004

- 1 Davis, P.A. (2011). Angry Athletes: Psychological, Physiological, and Performance
2 Implications. In J.P. Welty (Ed.) *Psychology of Anger: Symptoms, Causes and Coping*.
3 New York, NY: Nova Science Publishers Inc.
- 4 Davis, L & Jowett, S. (2010). Investigating the interpersonal dynamics between coaches and
5 athletes based on fundamental principles of attachment theory. *Journal of Clinical*
6 *Sport Psychology*, 4, 112-132.
- 7 Davis, P.A., Woodman, T., & Callow, N. (2010). Better out than in: The influence of anger
8 regulation on physical performance. *Personality and Individual Differences*, 49, 457-
9 460. doi: 10.1016/j.paid.2010.04.017
- 10 Deci, E.L., & Ryan, R.M. (2008). Facilitating optimal motivation and psychological well-
11 being across life's domains. *Canadian Psychology*, 49, 14–23. doi: 10.1037/0708-
12 5591.49.1.14
- 13 Douilliez, C. & Lefèvre, F. (2011). Interactive effect of perfectionism dimensions on
14 depressive symptoms: A reply to Gaudreau and Thompson (2010). *Personality and*
15 *Individual Differences*, 50, 1147-1151. doi: 10.1016/j.paid.2011.02.005
- 16 Dunn, J.G.H., Gotwals, J.K., Causgrove Dunn, J., & Syrotuik, D.G. (2006). Examining the
17 relationship between perfectionism and trait anger in competitive sport. *International*
18 *Journal of Sport and Exercise Psychology*, 4, 7-24.
19 doi:10.1080/1612197X.2006.9671781
- 20 Enns, M. W. & Cox, B. J. (2002). Nature and assessment of perfectionism. In G. L. Flett P. L.
21 Hewitt (Eds.), *Perfectionism: Theory, research, and treatment* (pp. 33-62).
22 Washington, DC: American Psychological Association.
- 23 Flett, A., Besser, P. Hewitt, P. (2005). Perfectionism, ego defense styles, and depression: A
24 comparison of self-reports versus informant ratings. *Journal of Personality*, 73, 1355–
25 1396. doi:10.1111/j.1467-6494.2005.00352.x

- 1 Flett, G. L., & Hewitt, P. L. (2006). Positive versus negative perfectionism in
2 psychopathology. *Behaviour Modification, 30*, 472-495.
3 doi: 10.1177/0145445506288026
- 4 Flett, G. L., Hewitt, P. L., Blankstein, K. R. & Pickering, D. (1998). Perfectionism in relation
5 to attributions for success and failure. *Current psychology, 17*, 249-262.
6 doi:10.1007/s12144-998-1010-y
- 7 Flett, G. L., Hewitt, P. L., & De Rosa, T. (1996). Dimensions of perfectionism, psychosocial
8 adjustment and social skills. *Personality and Individual Differences, 20*, 143-150.
9 doi: 10.1016/0191-8869(95)00170-0
- 10 Frost, R. O., Heimberg, R. G., Holt, C. S., Mattia, J. I., & Neubauer, A. L. (1993). A
11 comparison of two measures of perfectionism. *Personality and Individual Differences,*
12 *14*, 119-126. doi: 10.1016/0191-8869(93)90181-2
- 13 Frost, R. O., Marten, P., Lahart, C., & Rosenblate, R. (1990). The dimensions of
14 perfectionism. *Cognitive Therapy and Research, 5*, 449-468. doi: 10.1007/BF01172967
- 15 Funkenstein, D. H., King, S. H., & Drolette, M. E. (1954). The direction of anger during a
16 laboratory stress-inducing situation. *Psychosomatic Medicine, 16*, 404-413.
- 17 Garnefski, N., Teerds, J., Kraaij, V., Legerstee, J., & Van Den Kommer, T. (2004). Cognitive
18 emotion regulation strategies and depressive symptoms, differences between males and
19 females. *Personality and Individual Differences, 36*, 267-276.
20 doi:10.1016/S0191-8869(03)00083-7
- 21 Gaudreau, P. (2012). A methodological note on the interactive and main effects of dualistic
22 personality dimensions: An example using the 2 × 2 model of perfectionism.
23 *Personality and Individual Differences, 52*, 26-31. doi: 10.1016/j.paid.2011.08.022

- 1 Gaudreau, P. (2013). The 2 × 2 model of perfectionism: Commenting the critical comments
2 and suggestions of Stoeber (2012). *Personality and Individual Differences*, 55, 351-
3 355. doi: 10.1016/j.paid.2013.03.021
- 4 Gaudreau, P., & Thompson, A. (2010). Testing a 2 × 2 model of dispositional perfectionism.
5 *Personality and Individual Differences*, 48, 532-537. doi: 10.1016/j.paid.2009.11.031
- 6 Gaudreau, P. & Verner-Filion, J. (2012). Dispositional perfectionism and well-being: A test
7 of the 2 × 2 model of perfectionism in the sport domain. *Sport, Exercise, and*
8 *Performance Psychology*, 1, 29-43. doi: 10.1037/a0025747
- 9 Gotwals, J. K., Stoeber, J., Dunn, J. G. H. & Stoll, O. (2012). Are perfectionistic strivings in
10 sport adaptive? A systematic review of confirmatory, contradictory, and mixed
11 evidence. *Canadian Psychology*, 53, 263-279. doi: 10.1037/a0030288
- 12 Graham, J. W., Cumsille, P. E., & Elek-Fisk, E. (2003). Methods for handling missing data.
13 In J. A. Schinka & W. F. Velicer (Eds.), *Research methods in psychology* (pp. 87-112).
14 New York, NY: Wiley.
- 15 Gross, J. J. (1998). Antecedent- and response-focused emotion regulation: Divergent
16 consequences for experience, expression, and physiology. *Journal of Personality and*
17 *Social Psychology*, 74, 224-237. doi: 10.1037/0022-3514.74.1.224
- 18 Gross, J. J., & John, O. P. (2003). Individual differences in two emotion regulation processes:
19 Implications for affect, relationships, and well-being. *Journal of Personality and Social*
20 *Psychology*, 85, 348–362. doi: 10.1037/0022-3514.85.2.348
- 21 Hanin, Y. L. (2000). Successful and poor performance and emotions. In Y. L. Hanin (Ed.),
22 *Emotions in sport* (pp. 157–187). Champaign, IL: Human Kinetics.
- 23 Haukkala, A., Konttinen, H., Laatikainen, T., Kawachi, I., & Uutela, A. (2010). Hostility,
24 anger control, and anger expression as predictors of cardiovascular disease.
25 *Psychosomatic Medicine*, 72, 556-562. doi:10.1097/PSY.0b013e3181dbab87

- 1 Haver, A., Akerjordet, K., & Furunes, T. (2013). Emotion regulation and its implications for
2 leadership: An integrative review and future research agenda. *Journal of Leadership
3 and Organizational Studies, 20*, 287-303. doi: 10.1177/1548051813485438
- 4 Hewitt, P. L., Caelian, C. F., Flett, G. L., Sherry, S.B., Collins. L., & Flynn, C. A. (2002).
5 Perfectionism in children: associations with depression, anxiety and anger. *Personality
6 and Individual Differences, 32*, 1049-1061. doi:10.1016/S0191-8869(01)00109-X
- 7 Hewitt, P. L., & Flett, G. L. (1991). Perfectionism in the self and social contexts:
8 Conceptualization, assessment and association with psychopathology. *Journal of
9 Personality and Social Psychology, 60*, 456-470. doi: 10.1037/0022-3514.60.3.456
- 10 Hill, A. P. (2013). Perfectionism and athlete burnout: A test of the 2 × 2 model of
11 dispositional perfectionism. *Journal of Sport and Exercise Psychology, 35*, 18-29.
- 12 Iyer, P., Korin, M. R., Higginbotham, L., & Davidson, K. W. (2010). Anger, anger
13 expression, and health. In R. M. Kaplan (Ed.), *Handbook of health psychology and
14 behavioral medicine* (pp. 120-132). New York: Guilford Press.
- 15 Jowett, S., & Nezlek, J. B. (2012). Relationship interdependence and satisfaction with
16 important outcomes in coach-athlete dyads. *Journal of Social and Personal
17 Relationships, 29*, 287-301. doi: 10.1177/0265407511420980
- 18 Keegan, R., Harwood, C., Spray, C., & Lavalley, D. (2009). A qualitative investigation
19 exploring the motivational climate in early-career sports participants: coach, parent and
20 peer influences on sport motivation. *Psychology of Sport and Exercise, 10*, 361-372.
21 doi:10.1016/j.psychsport.2008.12.003
- 22 Kerr, G. & Stirling, A. E. (2012). Parents' reflections on their child's experiences of
23 emotionally abusive coaching practices. *Journal of Applied Sport Psychology, 24*, 191-
24 206. doi: 10.1080/10413200.2011.608413

- 1 Koole, S. L. (2009). The psychology of emotion regulation: An integrative review. *Cognition*
2 *and Emotion*, 23, 4-41. doi: 10.1080/02699930802619031
- 3 Lafrenière, M.-A. K., Jowett, S., Vallerand, R. J., & Carbonneau, N. (2011). Passion for
4 coaching and the quality of the coach-athlete relationship: The mediating role of
5 coaching behaviors. *Psychology of Sport and Exercise*, 12, 144-152.
6 doi: 10.1016/j.psychsport.2010.08.002
- 7 Lane, A. M., Beedie, C., Jones, M. V., Uphill, M., & Devonport, T. (2012). The BASES
8 expert statement on emotion regulation in sport. *Journal of Sports Sciences*, 30, 1189-
9 1195. doi: 10.1080/02640414.2012.693621
- 10 Lane, A. M., Davis, P.A., & Devonport, T. J. (2011). Effects of music interventions on
11 emotional states and running performance. *Journal of Sports Science and Medicine*, 10,
12 400-407.
- 13 Lorimer, R. (2013). The development of empathic accuracy in sports coaches. *Journal of*
14 *Sport Psychology in Action*, 4, 26-33. doi: 10.1080/21520704.2012.706696
- 15 Marsh, H. W., Muthen, B., Asparouhov, T., Lüdtke, O., Robitzsch, A., Morin, A. J. S., &
16 Trautwein, U. (2009). Exploratory Structural Equation Modeling, Integrating CFA and
17 EFA: Application to Students' Evaluations of University Teaching. *Structural Equation*
18 *Modeling – A multidisciplinary Journal*, 16, 439-476.
- 19 Martin, R. C., & Dahlen, E. R. (2005). Cognitive emotion regulation in the prediction of
20 depression, anxiety, stress, and anger. *Personality and Individual Differences*, 39,
21 1249-1260. doi: 10.1016/j.paid.2005.06.004
- 22 Omli, J., & LaVoi, N.M. (2009). The perfect storm: Background anger in youth sports.
23 *Journal of Sport Behavior*, 32, 242-260.

- 1 Opitz, P. C., Gross, J. J., & Urry, H. L. (2012). Selection, optimization, and compensation in
2 the domain of emotion regulation: Applications to adolescence, older age, and major
3 depressive disorder. *Social and Personality Psychology Compass*, 6, 142-155.
4 doi: 10.1111/j.1751-9004.2011.00413.x
- 5 Richards, J. M., & Gross, J. J. (2000). Emotion regulation and memory: The cognitive costs
6 of keeping one's cool. *Journal of Personality and Social Psychology*, 79, 410–424.
7 doi: 10.1037/0022-3514.79.3.410
- 8 Robazza, C., & Bortoli, L. (2007). Perceived impact of anger and anxiety on sporting
9 performance in rugby players. *Psychology of Sport and Exercise*, 8, 875-896.
10 doi: 10.1016/j.psychsport.2006.07.005
- 11 Ruiz, M. & Hanin, Y. (2011) Perceived Impact of Anger on Performance of Skilled Karate
12 Athletes. *Psychology of Sport & Exercise*, 12, 242-249.
13 doi: 10.1016/j.psychsport.2011.01.005
- 14 Spielberger, C. D. (1999). Manual for the State-Trait Anger Expression Inventory-2. Odessa,
15 FL: Psychological Assessment Resources.
- 16 Stoeber, J. (2012). The 2 × 2 model of perfectionism: A critical comment and some
17 suggestions. *Personality and Individual Differences*, 53, 541-545.
18 doi:10.1016/j.paid.2012.04.029
- 19 Stoeber, J., & Otto, K. (2006). Positive conceptions of perfectionism: Approaches, evidence
20 and challenges. *Personality and Social Psychology Review*, 10, 295–319.
21 doi: 10.1207/s15327957pspr1004_2
- 22 Sullivan, P., Paquette, K., Holt, N., & Bloom, G. (2012). The relation of coaching context
23 and coach education to coaching efficacy and perceived leadership behaviors in youth
24 sport. *Sport Psychologist*, 26, 122.

- 1 Tabachnick, B. G., & Fidell, L. S. (2007). Using multivariate statistics (5th ed.). Boston, MA:
2 Allyn and Bacon.
- 3 Tamir, M. (2009). What do people want to feel and why? Pleasure and utility in emotion
4 regulation. *Current Directions in Psychological Science*, *18*, 101-105.
5 doi:10.1111/j.1467-8721.2009.01617.x
- 6 Tamir, M., Chiu, C.-Y., & Gross, J. J. (2007). Business or pleasure? Utilitarian versus
7 hedonic considerations in emotion regulation. *Emotion*, *7*, 546-554.
8 doi:10.1037/1528-3542.7.3.546
- 9 Tamir, M., & Mauss, I. B. (2011). Social cognitive factors in emotion regulation:
10 Implications for well-being. In I. Nyklicek, A. Vingerhoets, M. Zeelenberg, & J.
11 Donellet (Eds.), *Emotion regulation and well-being*, (pp. 31-47). New York: Springer.
12 doi: 10.1007/978-1-4419-6953-8_3
- 13 Tashman, L. S., Tenenbaum, G. & Eklund, R. (2010). The effect of perceived stress on the
14 relationship between perfectionism and burnout in coaches. *Anxiety, Stress, and*
15 *Coping*, *23*,195-212. doi: 10.1080/10615800802629922
- 16 Thelwell, R. C., Lane, A. M., Weston, N. J., & Greenlees, I. A. (2008). Examining
17 relationships between emotional intelligence and coaching efficacy. *International*
18 *Journal of Sport and Exercise Psychology*, *6*, 224-235.
19 doi: 10.1080/1612197X.2008.9671863
- 20 Trapnell, P.D., & Campbell, J.D. (1999). Private self-consciousness and the Five-Factor
21 Model of personality: Distinguishing rumination from reflection. *Journal of Personality*
22 *and Social Psychology*, *76*, 284-304. doi: 10.1037/0022-3514.76.2.284
- 23 Uphill, M. A., Lane, A. M., & Jones, M. V. (2012). Emotion Regulation Questionnaire for
24 use with athletes. *Psychology of Sport and Exercise*, *13*, 761-770.
25 doi: 10.1016/j.psychsport.2012.05.001

- 1 Uphill, M. A., McCarthy, P. J., & Jones, M. V. (2009). Getting a grip on emotion regulation
2 in sport: Conceptual foundations and practical applications. In S. Hanton & S.
3 Mellalieu (Eds.), *Advances in Applied Sport Psychology* (pp. 162-194). London:
4 Routledge.
- 5 Van Kleef, G. A. (2009). How emotions regulate social life the emotions as social
6 information (EASI) model. *Current Directions in Psychological Science*, *18*, 184-188.
7 doi: 10.1111/j.1467-8721.2009.01633.x
- 8 Vallance, J. K. H., Dunn, J, G, H. and Causgrove Dunn, J. L. (2006). Perfectionism, Anger,
9 and situation criticality in competitive youth ice hockey. *Journal of Sport & Exercise*
10 *Psychology*, *28*, 383-406.
- 11 Wagstaff, C., Fletcher, D., & Hanton, S. (2012). Exploring emotion abilities and regulation
12 strategies in Sport Organizations. *Sport, Exercise, and Performance Psychology*, *1*,
13 268-282. doi: 10.1037/a0028814
- 14
- 15
- 16
- 17
- 18
- 19
- 20
- 21
- 22
- 23
- 24
- 25

Table 1 – Descriptive statistics and bivariate correlation coefficients

	<i>M</i>	<i>SD</i>	<i>Range</i>	1	2	3	4	5	6
1. Personal standards perfectionism (PSP)	7.93	1.67	2-12	.87					
2. Evaluative concerns perfectionism (ECP)	9.86	2.27	4-26	.47**	.86				
3. Cognitive reappraisal	4.91	1.00	1-7	.17*	.03	.82			
4. Expressive suppression	3.98	1.14	1-7	.26**	.31**	.09	.70		
5. Anger control-in	3.02	0.53	1-4	.11	-.09	.41**	.06	.84	
6. Anger control-out	3.06	0.56	1-4	.10	-.13	.27**	.14*	.73**	.85

Notes. * $p < .05$; ** $p < .01$; Means and SDs for PSP and ECP displayed here are derived from raw subscale scores; Cronbach's α are displayed on the diagonal.

1 Table 2 – Final main and interaction models

					Personal standards			Evaluative concerns			Interaction term		
	<i>F</i>	<i>df</i>	<i>R</i> ²	ΔR^2	β	<i>B</i>	<i>SE</i>	β	<i>B</i>	<i>SE</i>	β	<i>B</i>	<i>SE</i>
Cognitive reappraisal													
Step 1	3.72*	(2, 224)	.03		.20**	0.11	0.04	-.07	-0.03	0.03			
Step 2	2.72*	(3, 223)	.03	.00	.20**	0.11	0.04	-.07	-0.03	0.03	-.06	-0.01	0.01
Expressive suppression													
Step 1	14.48**	(2, 224)	.11		.15*	0.10	0.05	.24**	0.09	0.03			
Step 2	11.08**	(3, 223)	.13	.02*	.15*	0.10	0.05	.24**	0.09	0.03	.12*	0.03	0.01
Anger control-in													
Step 1	4.37*	(2, 224)	.04		.20**	0.06	0.02	-.18*	-0.03	0.01			
Step 2	3.12*	(3, 223)	.04	.00	.20**	0.06	0.02	-.18*	-0.04	0.01	-.05	-0.01	0.01
Anger control-out													

Running head: PERFECTIONISM AND EMOTION REGULATION

Step 1	5.75**	(2, 224)	.05		.20**	0.06	0.02	-.23**	-0.05	0.02			
Step 2	4.01**	(3, 223)	.05	.00	.20**	0.06	0.02	-.23**	-0.05	0.02	.05	0.01	0.01

1 Notes. * $p < .05$; ** $p < .01$.

2

3

4

5

6

7

8

9

10

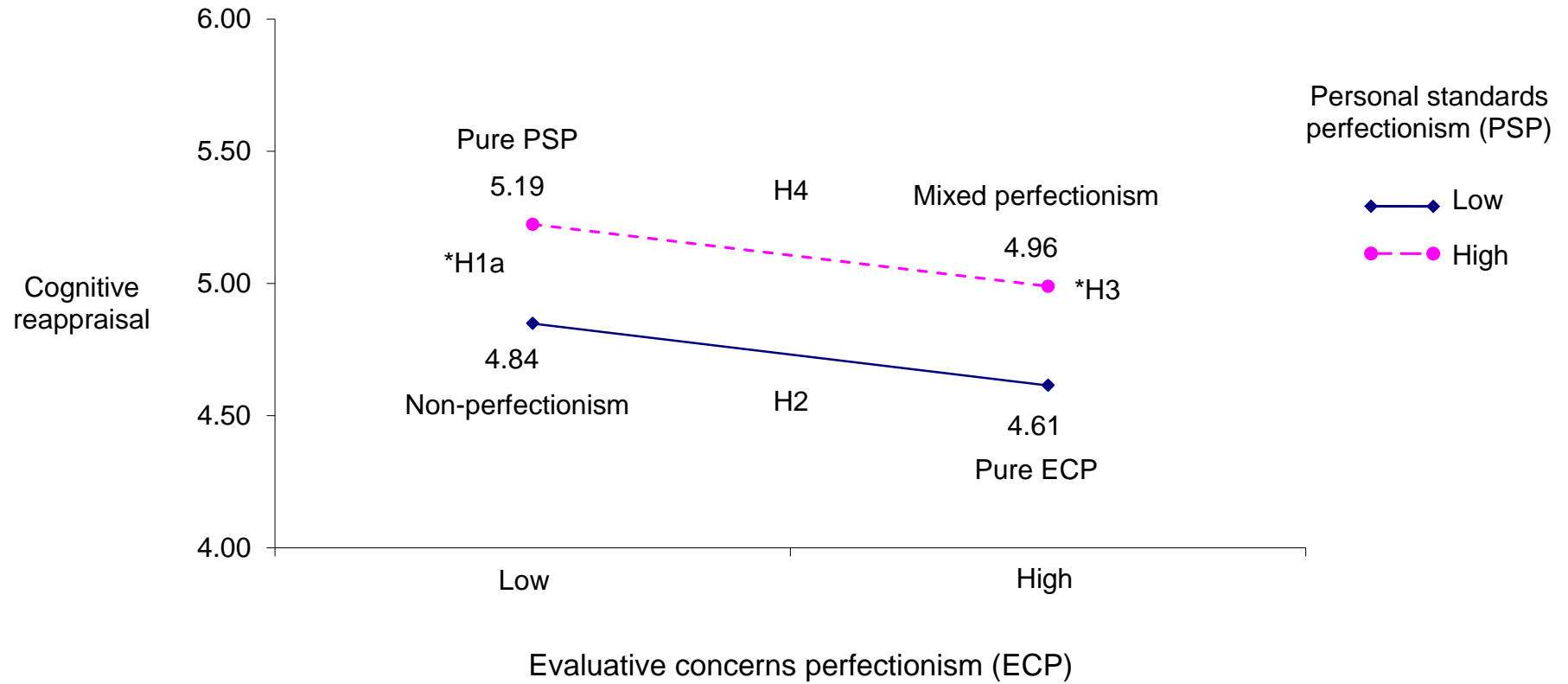
11

12

13

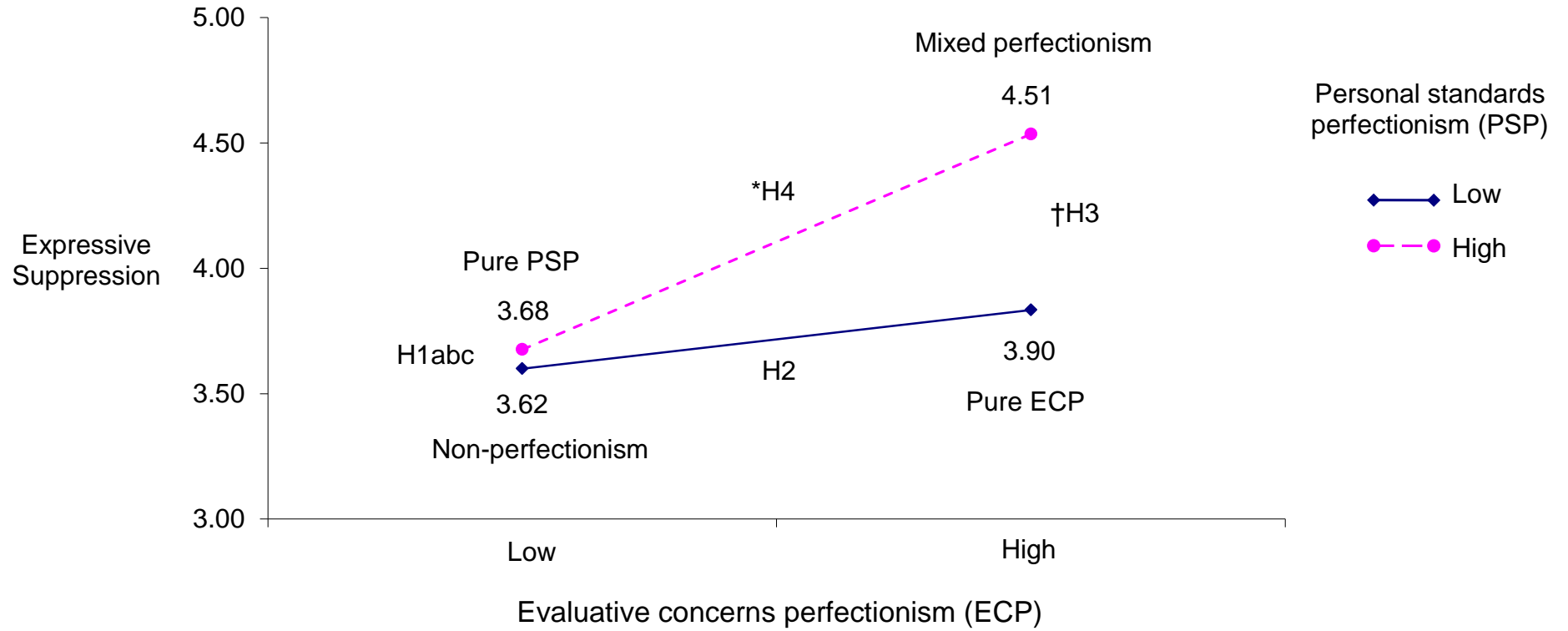
14

1 *Figure 1* Predicted values of *cognitive reappraisal* across the four subtypes of perfectionism
2



3
4
5
6
7
8
9 Notes. * denotes support for the corresponding hypothesis of the 2 x 2 model.
10
11

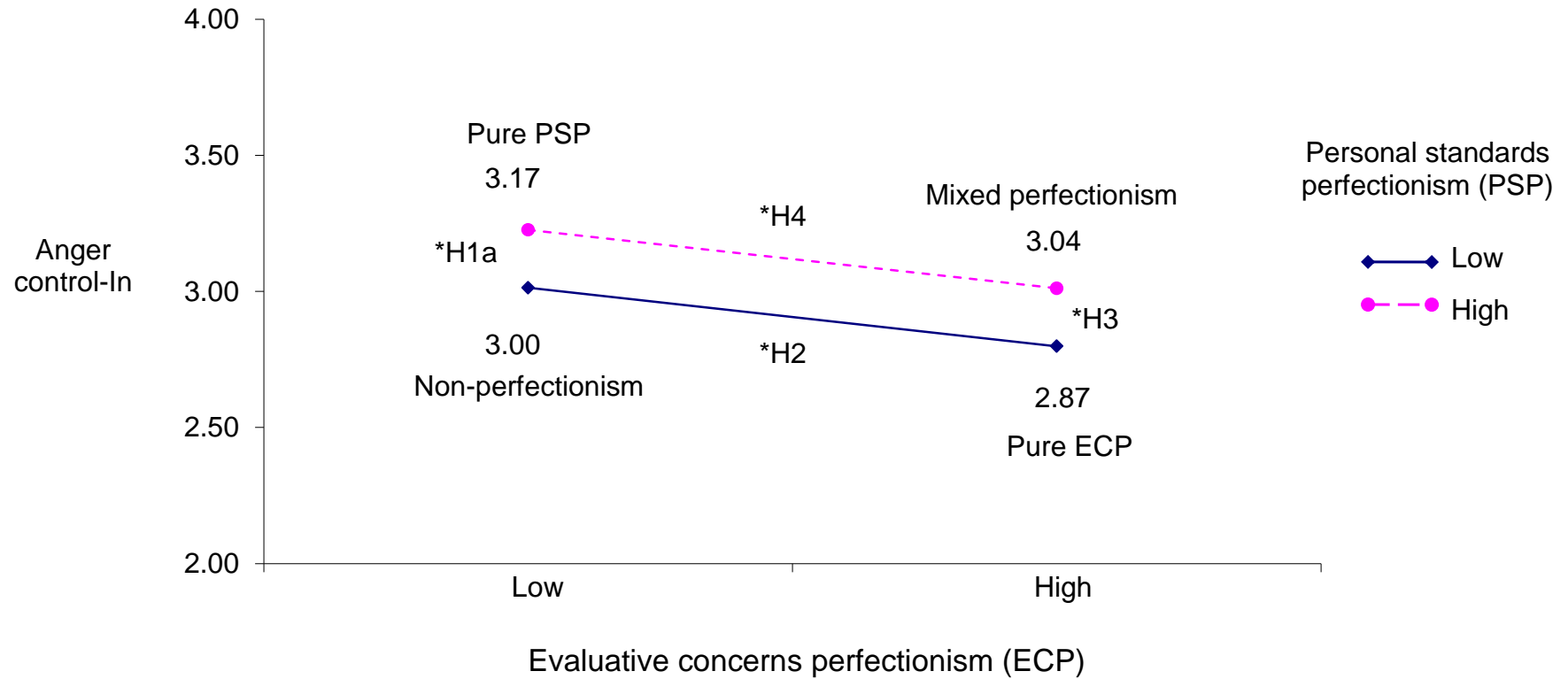
1 Figure 2 Predicted values of expressive suppression the four subtypes of perfectionism
2



3
4
5
6
7
8 Notes. * denotes support and † denotes contradiction of the corresponding hypothesis of the 2 x 2 model.

9

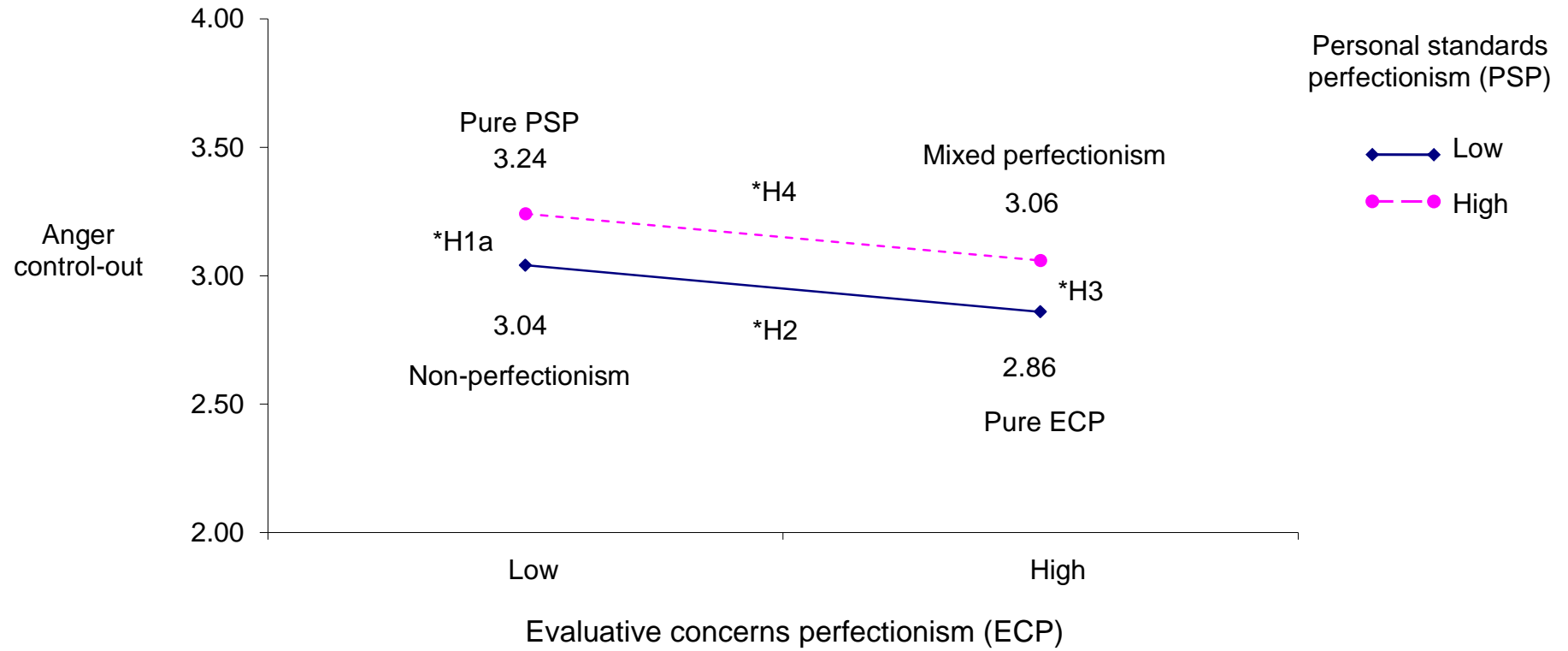
1 *Figure 3* Predicted values of *anger control-in* across the four subtypes of perfectionism
2



3
4
5
6
7

Notes. * denotes support for the corresponding hypothesis of the 2 x 2 model.

1 *Figure 4* Predicted values of *anger control-out* across the four subtypes of perfectionism
2



3
4
5

6 Notes. * denotes support for the corresponding hypothesis of the 2 x 2 model.