



Forward elastic scattering: dynamical gluon mass and semihard interactions

M. Broilo^{1,2,a}, D. A. Fagundes^{3,b}, E. G. S. Luna^{2,4,c}, M. J. Menon^{5,d}

¹ Instituto de Física e Matemática, Universidade Federal de Pelotas, Pelotas, RS 96010-900, Brazil

² Instituto de Física, Universidade Federal do Rio Grande do Sul, Caixa Postal 15051, Porto Alegre, RS 91501-970, Brazil

³ Departamento de Ciências Exatas e Educação, Universidade Federal de Santa Catarina, Campus Blumenau, Blumenau, SC 89065-300, Brazil

⁴ Instituto de Física, Facultad de Ingeniería, Universidad de la República, J.H. y Reissig 565, 11000 Montevideo, Uruguay

⁵ Instituto de Física Gleb Wataghin, Universidade Estadual de Campinas, Campinas, SP 13083-859, Brazil

Received: 16 October 2019 / Accepted: 6 December 2019

© The Author(s) 2019

Abstract The role of low- x parton dynamics in dictating the high-energy behavior of forward scattering observables at LHC energies is investigated using a QCD-based model with even-under-crossing amplitude dominance at high-energies. We explore the effects of different sets of pre- and post-LHC fine-tuned parton distributions on the forward quantities σ_{tot} and ρ , from pp and $\bar{p}p$ scattering in the interval 10 GeV–13 TeV. We also investigate the role of the leading soft contribution, the low-energy cutoff, and the energy dependence of the semihard form factor on these observables. We show that in all cases investigated the highly restrictive data on ρ parameter at $\sqrt{s} = 13$ TeV indicate that a crossing-odd component may play a crucial role in forward elastic scattering at the highest energies, namely the Odderon contribution.

1 Introduction

The elastic hadronic scattering at high energies represents a rather simple kinematic process. However, its complete dynamical description is still a fundamental problem in QCD, since the confinement phenomena precludes a pure perturbative approach. Over the past few years, the LHC has released precise measurements of elastic proton–proton scattering which has become an important guide for selecting models and theoretical approaches, looking for a better understanding of the theory of strong interactions.

Among other physical observables, two *forward* quantities play a fundamental role in the investigation of the elastic scattering at high energies, the total cross section and the ρ parameter, which can be expressed in terms of the scattering amplitude $\mathcal{A}(s, t)$ by

$$\sigma_{tot}(s) = 4\pi \text{Im} \mathcal{A}(s, t = 0), \quad (1)$$

$$\rho(s) = \frac{\text{Re} \mathcal{A}(s, t = 0)}{\text{Im} \mathcal{A}(s, t = 0)}, \quad (2)$$

where s and t are the Mandelstam variables and $t = 0$ indicates the forward direction.

Recently, the TOTEM Collaboration has provided new experimental measurements on σ_{tot} and ρ from LHC13, the highest energy reached in accelerators. In a first paper [1], by using as input $\rho = 0.10$, the measurement of the total cross section yielded

$$\sigma_{tot} = 110.6 \pm 3.4 \text{ mb.}$$

In a subsequent work [2], an independent measurement of the total cross section was reported,

$$\sigma_{tot} = 110.3 \pm 3.5 \text{ mb,}$$

together with the first measurements of the ρ parameter:

$$\rho = 0.10 \pm 0.01 \quad \text{and} \quad \rho = 0.09 \pm 0.01.$$

Although the values of σ_{tot} are in consensus with the increase of previous measurements by TOTEM, the ρ values indicate a rather unexpected decrease, as compared with measurements at lower energies and predictions from the wide majority of phenomenological models. This new information has originated a series of recent papers and discussions on possible phenomenological explanations for the rather small ρ -value. The main concern in these theoretical discussions is the full understanding of the Odderon concept (a crossing

^a e-mail: mateus.broilo@ufrgs.br

^b e-mail: daniel.fagundes@ufsc.br

^c e-mail: luna@if.ufrgs.br

^d e-mail: menon@ifi.unicamp.br

odd color-singlet with at least three gluons) [3–5] and of the Pomeron one (a crossing even color-singlet with at least two gluons) [6, 7].

The variety of recent phenomenological analyses treats different aspects involved, pointing to distinct scenarios, and might be grouped in some classes according to their main characteristics:

- Maximal Odderon (e.g., Martynov, Nicolescu [8–11]) and Odderon effects in elastic hadron scattering (e.g., Csörgő, Pasechnik, Ster [12, 13], Gonçalves, Silva [14]);
- discussions on Odderon effects in other reactions (e.g., Harland-Lang, Khoze, Martin, Ryskin [15], Gonçalves [16]);
- Pomeron dominance with small Odderon contribution (e.g., Khoze, Martin, Ryskin [17], Gotsman, Levin, Potashnikova [18, 19], Lebedowicz, Nachtmann, Szczurek [20], Bence, Jenkovszky, Szanyi [21]);
- leading Pomeron without Odderon contribution in elastic scattering (e.g., Shabelski, Shuvaev [22], Broilo, Luna, Menon [23–25], Durand and Ha [26], Donnachie and Landshoff [27]) and in other reactions (e.g., Lebedowicz, Nachtmann, Szczurek [28]);
- reanalyses of the differential cross section data from TOTEM [2], indicating results for σ_{tot} and ρ at 13 TeV different from the afore-quoted values (e.g., Pacetti, Srivastava, Pancheri [29], Kohara, Ferreira, Rangel [30], Cudell, Selyugin [31]).

In this rather intricate scenario, we present here a phenomenological study on the forward pp and $\bar{p}p$ elastic scattering data in the region 10 GeV–13 TeV. In our model the behavior of the forward quantities $\sigma_{tot}(s)$ and $\rho(s)$, given by Eqs. (1) and (2), are expected to be asymptotically dominated by the so-called semihard interactions. This type of process originates from hard scattering of partons which carry a very small fraction of the momenta of their parent hadrons, leading to the appearance of minijets [32, 33]. The latter can be viewed simply as jets with transverse energy much smaller than the total center-of-mass energy available in the hadronic collision. The energy dependence of the cross sections is driven mainly by semihard elementary processes that include at least one gluon in the initial state, since at low x they are responsible for the dominant contribution.

In the QCD-based formalism these partonic processes are written by means of the standard QCD cross sections convoluted with partonic distribution functions. However, these processes are potentially divergent at low transferred momenta, and for this reason they must be regularized by means of some cutoff procedure. In a nonperturbative QCD context, one natural regulator was introduced by Cornwall some time ago [34], and since then has

become an important feature in eikonalized models [35–39]. This regularization process is based on the increasing evidence that the gluon may develop a momentum-dependent mass, which introduces a natural scale able to separate the perturbative from the nonperturbative QCD region.

Thus, taking into account the possibility that the infrared properties of QCD can, in principle, generate an effective gluon mass, we explore the nonperturbative aspects of QCD in order to describe the total cross section and the ratio of the real-to-imaginary parts of the forward elastic scattering amplitude in pp and $\bar{p}p$ collisions. Most importantly, two components are considered in our eikonal representation, one associated with the semihard interactions and calculated from QCD and a second one associated with soft contributions and based on the Regge-Gribov phenomenology. Except for an odd under crossing Reggeon contribution, necessary to distinguish between pp and $\bar{p}p$ scattering at low energies, all the dominant components at high energies (soft and semihard) are associated with even under crossing contributions, namely we have Pomeron dominance and absence of Odderon.

Very recently a detailed study of σ_{tot} and ρ using this formalism has been presented in [40]. This study, using the CT14 parton distribution functions (PDFs) from a global analysis by the CTEQ-TEA group [41], has shown that, despite an overall satisfactory description of the forward data is obtained, there is evidence that the introduction of an odd-under-crossing term in the scattering amplitude may improve the agreement with the ρ data at $\sqrt{s} = 13$ TeV. Here we have extended the previous study in several significant ways. First, we have investigated the effects of different updated sets of PDFs beyond the CT14 [41], namely CTEQ6L [42] and MMHT [43]. In this way we can compare the results obtained by using pre- and post-LHC fine-tuned PDFs. In addition, we discuss the effects of the low-energy cutoff, the energy dependence of the semihard form factor (see Eqs. (14–16) below) on the behavior of σ_{tot} and ρ and the role of the soft interaction at high energies. We also provide explicit formulas and all the details related to the formalism.

The work is organized as follows. In Sect. 2 a short review on the concept of the dynamical gluon mass is presented. In Sect. 3 we introduce all the inputs and details concerning our QCD-based model and in Sect. 4 we specify the data set and the fit procedures. In Sect. 5 the fit results are presented, followed by a discussion on the corresponding physical interpretations and implications. Our conclusions and final remarks are the contents of Sect. 6. Details on the analytical parametrization for the partonic cross section are presented in “Appendix A” and comments on data-set assumptions in “Appendix B”.

2 The dynamical gluon mass

As pointed out in the previous section, scattering amplitudes of partons in QCD contain infrared divergences. One procedure to regulate this behavior is by means of a dynamical mass generation mechanism which is based on the fact that the nonperturbative dynamics of QCD may generate an effective momentum-dependent mass $M_g(Q^2)$ for the gluons, while preserving the local $SU(3)_c$ invariance [44–46]. The dynamical mass $M_g(Q^2)$ introduces a natural nonperturbative scale and is linked to a finite infrared QCD effective charge $\bar{\alpha}_s(Q^2)$. The existence of a dynamical gluon mass is strongly supported by QCD lattice results. More specifically, lattice simulations reveal that the gluon propagator is finite in the infrared region [47–54] and this result corresponds, from the Schwinger–Dyson formalism, to a massive gluon [34, 55–59]. It is worth mentioning that infrared-finite QCD couplings are quite usual in the literature (for a recent review, see [60]). In addition to the evidence already mentioned in the lattice QCD, a finite infrared behavior of $\alpha_s(Q^2)$ has been suggested, for example, in studies using QCD functional methods [61–63], and in studies of the Gribov–Zwanziger scenario [64–66].

Since the gluon mass generation is a purely dynamical effect, a formal continuum approach for tackling this nonperturbative phenomenon is provided by the aforementioned Schwinger–Dyson equations that govern the dynamics of all QCD Green’s functions [34, 55–59, 67, 68]. These equations constitute an infinite set of coupled nonlinear integral equations and, after a proper truncation procedure, it is possible to obtain as a solution an infrared finite gluon propagator, while preserving the gauge invariance (or the BRST symmetry) in question. In this work we adopt the functional forms of M_g and $\bar{\alpha}_s$ obtained by Cornwall [34] via the pinch technique in order to derive a gauge invariant Schwinger–Dyson equation for the gluon propagator and the triple gluon vertex:

$$M_g^2(Q^2) = m_g^2 \left[\frac{\ln \left[\left(Q^2 + 4M_g^2(Q^2) \right) / \Lambda^2 \right]}{\ln \left(4m_g^2 / \Lambda^2 \right)} \right]^{-12/11}, \quad (3)$$

$$\bar{\alpha}_s(Q^2) = \frac{4\pi}{\beta_0 \ln \left[\left(Q^2 + 4M_g^2(Q^2) \right) / \Lambda^2 \right]}, \quad (4)$$

where Λ is the QCD scale parameter, $\beta_0 = 11 - 2n_f/3$ (n_f is the number of flavors) and m_g is the gluon mass scale to be phenomenologically adjusted in order to yield well founded results in strongly interacting processes. Note that the dynamical mass $M_g^2(Q^2)$ vanishes in the limit $Q^2 \gg \Lambda^2$. It is thus evident that in this same limit the effective charge $\bar{\alpha}_s(Q^2)$ matches with the one-loop perturbative coupling:

$$\bar{\alpha}_s(Q^2 \gg \Lambda^2) \sim \frac{4\pi}{\beta_0 \ln(Q^2/\Lambda^2)} = \alpha_s^{pQCD}(Q^2). \quad (5)$$

In the limit $Q^2 \rightarrow 0$, in turn, the effective charge $\bar{\alpha}_s(Q^2)$ have an infrared fixed point, i.e. the dynamical mass tames the Landau pole. More precisely, if the relation $m_g/\Lambda > 1/2$ is satisfied then $\bar{\alpha}_s(Q^2)$ is holomorphic (analytic) on the range $0 \leq Q^2 \leq \Lambda^2$ [38]. In fact, this is the case, since the values of the ratio m_g/Λ obtained phenomenologically typically lies in the interval $m_g/\Lambda \in [1.1, 2]$ [35–38, 69–78].

3 QCD-based model

3.1 Eikonal representation

The correct calculation of high-energy hadronic interactions must be compatible with analyticity and unitarity constraints, where the latter is satisfied simply by means of eikonized amplitudes. We adopt the following normalization for the elastic scattering amplitude:

$$\mathcal{A}(s, t) = i \int_0^\infty db b J_0(q_t b) \left[1 - e^{-\chi(s, b)} \right], \quad (6)$$

where s is the square of the total center-of-mass energy, b is the impact parameter, $q_t^2 = -t$ is the usual Mandelstam invariant, with the complex eikonal function denoted by

$$\begin{aligned} \chi(s, b) &= \text{Re } \chi(s, b) + i \text{Im } \chi(s, b) \\ &\equiv \chi_R(s, b) + i \chi_I(s, b). \end{aligned} \quad (7)$$

In this picture $\Gamma(s, b) = 1 - e^{-\chi(s, b)}$ is the profile function, which, by the shadowing property, describes the absorption effects resulting from the opening of inelastic channels. In addition, in the impact parameter space and according to the unitarity condition of the scattering S -matrix it may be also written as

$$2\text{Re } \Gamma(s, b) = |\Gamma(s, b)|^2 + \left(1 - e^{-2\chi_R(s, b)} \right). \quad (8)$$

Therefore, the scattering process cannot be uniquely inelastic since the elastic amplitude receives contributions from both elastic and inelastic channels. In this representation $P(s, b) = e^{-2\chi_R(s, b)}$ can be defined as the probability that neither hadron is broken up in a collision at a given b and s . Such an absorption factor is crucial to determine rapidity gap survival probabilities in pp and $\bar{p}p$ scattering at high-energies, which in turn are crucial to disentangle inelastic diffractive (single and double) and central exclusive processes from the dominant minimum-bias (non-diffractive) cross section [79, 80].

Within the eikonal representation, Eq. (6), the total cross section and the ρ parameter in Eqs. (1) and (2) are given by:

$$\sigma_{tot}(s) = 4\pi \int_0^\infty db b \left[1 - e^{-\chi_R(s,b)} \cos \chi_I(s,b) \right]; \quad (9)$$

$$\rho(s) = - \frac{\int_0^\infty db b e^{-\chi_R(s,b)} \sin \chi_I(s,b)}{\int_0^\infty db b \left(1 - e^{-\chi_R(s,b)} \cos \chi_I(s,b) \right)}. \quad (10)$$

The eikonals for elastic pp and $\bar{p}p$ scattering are connected with crossing even (+) and odd (−) eikonals by

$$\chi_{pp}^{\bar{p}p}(s, b) = \chi^+(s, b) \pm \chi^-(s, b). \quad (11)$$

Real and imaginary parts of the eikonals can be connected either by derivative dispersion relations (DDR) [81–86] or Asymptotic Uniqueness (AU), which is based on the Phragmén–Lindelöf theorems [87, 88] (see [89], appendixes B, C, D for a recent short review on these subjects). We have tested both methods and in what follows we present the results with the AU approach, also referred to as asymptotic prescriptions or real analytic amplitudes [88].

3.2 Semihard and soft contributions

The eikonal function is assumed to be the sum of the soft and the semihard (SH) parton interactions in the hadronic collision [90, 91],

$$\chi(s, b) = \chi_{soft}(s, b) + \chi_{SH}(s, b), \quad (12)$$

with each one related, in the general case, to the corresponding crossing even and odd contributions:

$$\chi^\pm(s, b) = \chi_{soft}^\pm(s, b) + \chi_{SH}^\pm(s, b). \quad (13)$$

In what follows we specify the inputs for each one of the four aforementioned contributions to the eikonal.

3.2.1 Semihard contributions and the dynamical gluon mass

The fundamental basis of models inspired upon QCD, or also known as minijet models, is that the semihard scatterings of partons in hadrons are responsible for the observed increase of the total cross section. Here we assume a Pomeron dominance, represented by a crossing even contribution, namely we consider that the semihard odd component does not contribute with the scattering process,

$$\chi_{SH}^- = 0.$$

In respect to the even contribution, it follows from the QCD improved parton model. At leading order, this semihard eikonal can be factorized as

$$\chi_{SH}^+(s, b) = \frac{1}{2} W_{SH}(s, b) \sigma_{QCD}(s), \quad (14)$$

where $W_{SH}(s, b)$ is the overlap density distribution of semihard parton scattering, σ_{QCD} denotes the cross section of

hard parton scattering in the region where pQCD can be safely applied, namely above the cutoff Q_{min}^2 .

We assume (as in previous studies [38]) that hard parton scattering configuration in the transverse plane of the collision (in b -space) to be given by the Fourier–Bessel transform:

$$\begin{aligned} W_{SH}(s, b; v_{SH}) &= \frac{1}{2\pi} \int_0^\infty dk_\perp k_\perp J_0(k_\perp b) [G_{SH}(s, k_\perp; v_{SH})]^2 \\ &= \frac{v_{SH}^2}{96\pi} (v_{SH} b)^3 K_3(v_{SH} b), \end{aligned} \quad (15)$$

where $G_{SH}(s, k_\perp)$ is the well-known dipole parametrization

$$G_{SH}(s, k_\perp; v_{SH}) = \left(\frac{v_{SH}^2}{k_\perp^2 + v_{SH}^2} \right)^2, \quad (16)$$

with $v_{SH} = v_{SH}(s)$ taken as an energy dependent scale of the dipole. Specifically, we assume a logarithmic dependence for v_{SH} , namely:

$$v_{SH} = v_1 - v_2 \ln(s/s_0), \quad (17)$$

where v_1 and v_2 are two free fit parameters and the scale $\sqrt{s_0} = 5$ GeV is fixed. Regarding this dependence of the form factor on the energy, though not being formally established in the context of QCD, it is truly supported by the wealth of accelerator data available (as we shall see in Sect. 4) and seems to us more realistic than taking a *static* partonic configuration in b -space. In addition, many other phenomenological models have been proposed in literature (see e.g. [92–99]), in which the energy dependence in form factors play a crucial role in pp and $\bar{p}p$ elastic scattering dynamics and, therefore, in accurate descriptions of the data beyond $\sqrt{s} \sim 10$ GeV.

The dynamical contribution, $\sigma_{QCD}(s)$, is calculated using perturbative QCD as follows:

$$\begin{aligned} \sigma_{QCD}(s) &= \sum_{ij} \frac{1}{1 + \delta_{ij}} \int_0^1 dx_1 \int_0^1 dx_2 \int_{Q_{min}^2}^\infty d|\hat{t}| \frac{d\hat{\sigma}_{ij}}{d|\hat{t}|}(\hat{s}, \hat{t}) \\ &\quad \times f_{i/A}(x_1, |\hat{t}|) f_{j/B}(x_2, |\hat{t}|) \Theta\left(\frac{\hat{s}}{2} - |\hat{t}|\right), \end{aligned} \quad (18)$$

where x_1 and x_2 are momentum fraction carried by partons in the hadrons A and B , respectively, $\hat{s} = x_1 x_2 s$, $|\hat{t}| \equiv Q^2$ stands for Mandelstam invariants of parton-parton scatterings such as e.g. $gg \rightarrow gg$, $qg \rightarrow qg$ and $gg \rightarrow \bar{q}q$ (whose partonic cross sections are given afterwards) and $f_{i/A}(x_1, |\hat{t}|)$, $f_{j/B}(x_2, |\hat{t}|)$ are the parton distribution functions (PDFs) for partons i and j . The indexes $i, j = q, \bar{q}, g$ identify quark (anti-quark) and gluon degrees of freedom and Q_{min}^2 represent the minimum momentum transfer scale allowing for pQCD calculations of partonic hard scattering, obeying the constraint $2Q_{min}^2 < 2|\hat{t}| < \hat{s}$.

Concerning the differential cross section at elementary level, the major contribution at high energies are the ones initiated by gluons¹

i. gluon–gluon elastic scattering,

$$\frac{d\hat{\sigma}}{d\hat{t}}(gg \rightarrow gg) = \frac{9\pi\bar{\alpha}_s^2}{2\hat{s}^2} \left(3 - \frac{\hat{t}\hat{u}}{\hat{s}^2} - \frac{\hat{s}\hat{u}}{\hat{t}^2} - \frac{\hat{t}\hat{s}}{\hat{u}^2} \right), \quad (19)$$

ii. quark–gluon elastic scattering,

$$\frac{d\hat{\sigma}}{d\hat{t}}(qg \rightarrow qg) = \frac{\pi\bar{\alpha}_s^2}{\hat{s}^2} (\hat{s}^2 + \hat{u}^2) \left(\frac{1}{\hat{t}^2} - \frac{4}{9\hat{s}\hat{u}} \right), \quad (20)$$

iii. gluon fusion into a quark pair,

$$\frac{d\hat{\sigma}}{d\hat{t}}(gg \rightarrow \bar{q}q) = \frac{3\pi\bar{\alpha}_s^2}{8\hat{s}^2} (\hat{t}^2 + \hat{u}^2) \left(\frac{4}{9\hat{t}\hat{u}} - \frac{1}{\hat{s}^2} \right), \quad (21)$$

with kinematical constraints imposed and *connected with the dynamical mass*, namely: (i) $\hat{s} + \hat{t} + \hat{u} = 4M_g^2(Q^2)$, for gluon elastic scattering ($gg \rightarrow gg$) and (ii) $\hat{s} + \hat{t} + \hat{u} = 2M_g^2(Q^2) + 2M_q^2(Q^2)$ for gluon fusion ($gg \rightarrow \bar{q}q$) and quark–gluon scattering $qg \rightarrow qg$. Importantly, in what follows we assume the Cornwall’s dynamical gluon mass (in Euclidean space) [34], Eq. (3), with the infrared frozen effective QCD charge, Eq. (4), to interpolate two QCD domains: (i) $Q^2 \approx 0$, i.e. at infrared, where M_g^2 freezes and the gluons carries an effective bare mass, $M_g^2(0) = m_g^2$; (ii) $Q^2 \gg m_g^2, \Lambda^2$, dynamical mass generation from nontrivial vacuum structure becomes unimportant and perturbative QCD limit is achieved.

As discussed in Sect. 2, recent phenomenology and lattice studies support bare gluon masses in the range, $m_g : 300 - 700$ MeV. Here we fix

$$m_g = 400 \text{ MeV}$$

while also accounting, for completeness, the subdominant role of dynamical quark generation at high energies. We assume

$$M_q(Q^2) = \frac{m_q^3}{Q^2 + m_q^2}, \quad (22)$$

which also recovers the bare mass m_q (with $m_q < m_g$) at infrared and reaches the massless quark limit for $Q^2 \gg m_q^2$. In all calculations we take

$$m_q = 250 \text{ MeV}$$

¹ Despite the potential influence of *soft* gluon radiation at the initial state, such as discussed in [99] and references therein, we only consider the effects of gluon radiation in the Parton Distribution Functions, as following from DGLAP evolution.

as fixed scale. At last, as commented before, the *complex* eikonal $\chi_{SH}^+(s, b)$ is determined through the asymptotic even prescription $s \rightarrow -is$. The parametrization for $\sigma_{QCD}(s)$, Eq. (18), and the real and imaginary parts provided by the above prescription are presented and discussed in Appendix A. We notice that in case of $W_{SH}(s, b; v_{SH})$, Eq. (15), the prescription results in a complex Bessel function of complex argument.

3.2.2 Soft contributions

The full even and odd soft contributions are based on the Regge–Gribov formalism and are constructed in accordance with Asymptotic Uniqueness (Phragmén–Lindelöf theorems). Assuming also leading even component, they are parametrized by

$$\chi_{soft}^+(s, b) = \frac{1}{2} W_{soft}^+(b; \mu_{soft}^+) \sigma^+(s), \quad (23)$$

$$\chi_{soft}^-(s, b) = \frac{1}{2} W_{soft}^-(b; \mu_{soft}^-) \sigma^-(s), \quad (24)$$

where

$$\sigma^+(s) = A + \frac{B}{\sqrt{s/s_0}} e^{i\pi/4} + C \left[(s/s_0) e^{-i\pi/2} \right]^\lambda, \quad (25)$$

$$\sigma^-(s) = D \frac{e^{-i\pi/4}}{\sqrt{s/s_0}}, \quad (26)$$

denote analytical even and odd cross sections. Here $\lambda = 0.12$ and A, B, C and D are free fit parameters. Moreover, the impact parameter structure derives from bidimensional Fourier transform of dipole form factors, namely:

$$\begin{aligned} W_{soft}^+(b; \mu_{soft}^+) &= \frac{1}{2\pi} \int_0^\infty dk_\perp k_\perp J_0(k_\perp b) G_{dip}^2(k_\perp; \mu_{soft}^+) \\ &= \frac{(\mu_{soft}^+)^2}{96\pi} (\mu_{soft}^+ b)^3 K_3(\mu_{soft}^+ b), \end{aligned} \quad (27)$$

$$W_{soft}^-(b; \mu_{soft}^-) = \frac{(\mu_{soft}^-)^2}{96\pi} (\mu_{soft}^- b)^3 K_3(\mu_{soft}^- b), \quad (28)$$

where $\mu_{soft}^- \equiv 0.5$ GeV is a fixed parameter and μ_{soft}^+ a free fit parameter. As in the case of the SH form factor, the energy scale is fixed at $\sqrt{s_0} = 5$ GeV.

We notice that in the Regge–Gribov context, the soft even contribution consists of a Regge pole with intercept $\alpha_{\mathbb{R}}^+(0) = 1/2$, a critical Pomeron and a single-pole Pomeron, with intercept $\alpha_{\mathbb{P}}(0) = 1 + \lambda$. The odd contribution is associated with only a Regge pole, with intercept $\alpha_{\mathbb{R}}^-(0) = 1/2$.

Summarizing the model has 7 free fit parameters, 5 associated with the soft contribution, A, B, C, D, μ_{soft}^+ and only 2 with the semihard contribution, v_1 and v_2 (from $v_{SH}(s)$ in $W_{SH}^+(s, b)$). In addition, 5 parameters are fixed: $m_g = 400$ GeV, $m_q = 250$ GeV, $s_0 = 25$ GeV², $\mu_{soft}^- = 0.5$ GeV and $\lambda = 0.12$.

Table 1 Total cross section, σ_{tot} , and ρ -parameter data recently measured by TOTEM and ATLAS Collaborations at the LHC, but not compiled in the PDG2018 review [100]

\sqrt{s} (TeV)	σ_{tot} [mb]	ρ	Collaboration	Ref.
13	110.6 ± 3.4	–	TOTEM	[1]
	110.3 ± 3.5	0.10 ± 0.01 0.09 ± 0.01	TOTEM	[2]
8.0	–	0.12 ± 0.03	TOTEM	[101]
	102.9 ± 2.3	–		
	103.0 ± 2.3	–		
	96.07 ± 0.92	–	ATLAS	[103]
	101.5 ± 2.1	–	TOTEM	[105]
7.0	99.1 ± 4.3	–	TOTEM	[106]
	95.35 ± 1.36	–	ATLAS	[104]
2.76	84.7 ± 3.3	–	TOTEM	[107]

4 Dataset and fit procedures

In the absence of ab initio theoretical QCD arguments to determine the parameters $A, B, C, D, \mu_{soft}^+, \nu_1$ and ν_2 , we resort to a fine-tuning fit procedure described in what follows. As we are interested in the very high-energy behavior of σ_{tot} and ρ , we shall use only pp and $\bar{p}p$ elastic scattering data. Moreover, in order to test our QCD-based model in the $t = 0$ limit, we perform global fits that include exclusively forward data, given by Eqs. (9) and (10).

4.1 Dataset

Our dataset is compiled from a wealth of collider data on pp and $\bar{p}p$ elastic scattering, available in the Particle Data Group (PDG) database [100] as well as in the very recent papers of LHC Collaborations such as TOTEM [1, 2, 101, 102] and ATLAS [103, 104], which span a large c.m. energy range, namely $10 \text{ GeV} \leq \sqrt{s} \leq 13 \text{ TeV}$. For the sake of clarity and completeness we furnish in Table 1 all the recent LHC data on σ_{tot} and ρ , still absent in the PDG2018 review. This dataset totalizes 13 new data points on pp forward elastic scattering at high energies.

We call attention to the fact that we do not apply to this dataset, composed of 174 data points on $\sigma_{tot}^{\bar{p}p, pp}$ and $\rho^{\bar{p}p, pp}$, any sort of selection or sieving procedure, which might introduce bias in the analysis.

4.2 Fit procedures

To provide statistical information on fit quality, we perform a best-fit analysis, furnishing as goodness of fit parameters the chi-squared per degrees of freedom (χ^2/ζ) and the cor-

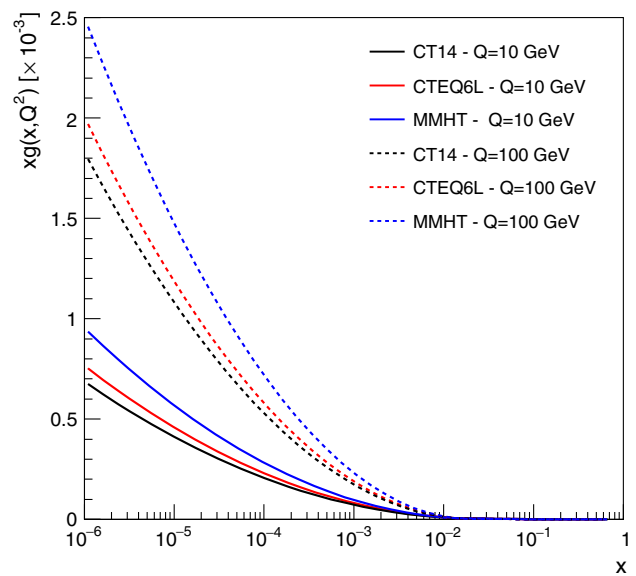


Fig. 1 Gluon distribution function, $xg(x, Q^2)$, following from DGLAP evolution for PDFs, CT14, CTEQ6L and MMHT at $Q = 10 \text{ GeV}$ and $Q = 100 \text{ GeV}$

responding integrated probability, $P(\chi^2, \zeta)$ [108]. Since our model is highly nonlinear, numerical data reduction is called for. Despite the limitation of treating statistical and systematic uncertainties at the same foot, we apply the χ^2/ζ tests to our dataset with uncertainties summed in quadrature.² Our fits are done using the TMINUIT class of the ROOT framework [111], through the MIGRAD algorithm. While the number of calls of the MIGRAD routine may vary in the fits with PDFs CTEQ6L, CT14 and MMHT, full convergence of the algorithm was always achieved. Moreover, all data reductions were performed with the interval $\chi^2 - \chi_{min}^2 = 8.18$, which corresponds to 68.3 % of Confidence Level (1σ) [112] in our case (7 free parameters).

Furthermore, in all fits performed we set the low energy cutoff, $\sqrt{s_{min}} = 10 \text{ GeV}$.

In the following we present our results, according to the choice of three distinct PDFs: CTEQ6L [42] (pre-LHC), CT14 [41] and MMHT [43] (fine-tuned with LHC data). In testing different PDFs we look for a better understanding of the impact of low- x parton dynamics in defining the very high-energy behavior of $\sigma_{tot}^{\bar{p}p, pp}$ and $\rho^{\bar{p}p, pp}$. For comparison and further discussion, the behavior of the gluon distribution function in each PDF set is given in Figs. 1 and 2. In this analysis all the TOTEM data on σ_{tot} have been considered as independent points in the data reductions. See Appendix B for a discussion on this respect.

² For very recent applications of the frequentist and Bayesian approaches to high-energy elastic scattering data analysis see Refs. [109, 110].

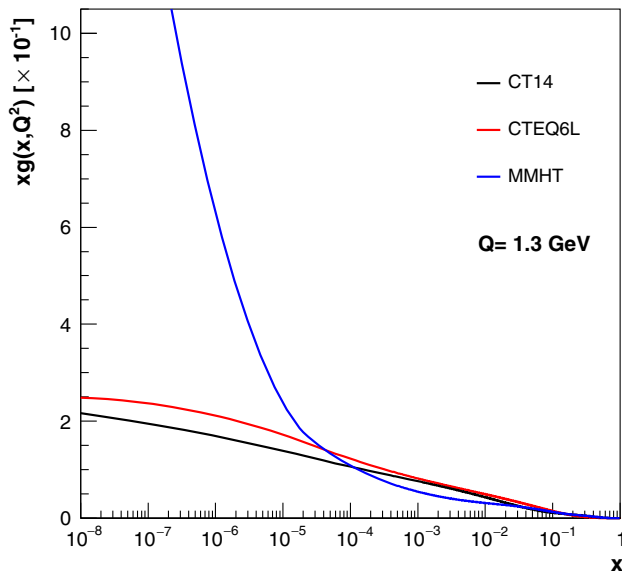


Fig. 2 The same as Fig. 1, but for the scale $Q = 1.3 \text{ GeV}$

Table 2 Best fit parameters of the QCD-based model with PDFs CTEQ6L [42], CT14 [41] and MMHT [43]. Quality fit estimators, chi-squared per degree of freedom, χ^2/ζ , and integrated probability, $P(\chi^2; \zeta)$, are also furnished (where $\zeta = 167$ specifies the number of degrees of freedom (dof) in each fit)

PDF	CTEQ6L	CT14	MMHT
μ_{soft}^+ [GeV]	0.90 ± 0.18	0.90 ± 0.18	0.90 ± 0.20
A [GeV^{-2}]	101 ± 11	88.1 ± 9.7	93 ± 11
B [GeV^{-2}]	48 ± 11	51.7 ± 9.9	54 ± 10
C [GeV^{-2}]	16.0 ± 6.8	27.3 ± 5.8	19.6 ± 6.7
μ_{soft}^- [GeV]	0.5 (fixed)	0.5 (fixed)	0.5 (fixed)
D [GeV^{-2}]	24.2 ± 1.4	24.2 ± 1.4	24.2 ± 1.4
v_1 [GeV]	1.63 ± 0.20	1.70 ± 0.22	1.46 ± 0.21
v_2 [GeV]	0.009 ± 0.013	0.015 ± 0.014	-0.007 ± 0.013
χ^2/ζ	1.285	1.304	1.259
$P(\chi^2; \zeta)$	7.6×10^{-3}	5.0×10^{-3}	1.3×10^{-2}

5 Results and discussion

The results for the free fit parameters, using each one of the three PDFs (CTEQ6L, CT14, MMHT) are displayed in Table 2, together with the statistical information on the data reductions (reduced chi square and corresponding integrated probability). The curves of $\sigma_{tot}(s)$ and $\rho(s)$ for the three PDFs, compared with the experimental data, are shown in Fig. 3. Predictions of σ_{tot} and ρ for pp scattering at some energies of interest are displayed in Table 3.

From Fig. 3 we see that, although the model provides a quite good description of the forward data in the interval 10 GeV–8 TeV, the results at 13 TeV do not reach the error bars of the TOTEM data on σ_{tot} and ρ .

Table 3 Predictions of our model using CT14 as a representative case

\sqrt{s} [TeV]	σ_{tot} [mb]	ρ
0.9	68.75	0.1338
2.76	82.91	0.1279
13	105.8	0.1194
14	107.0	0.1190

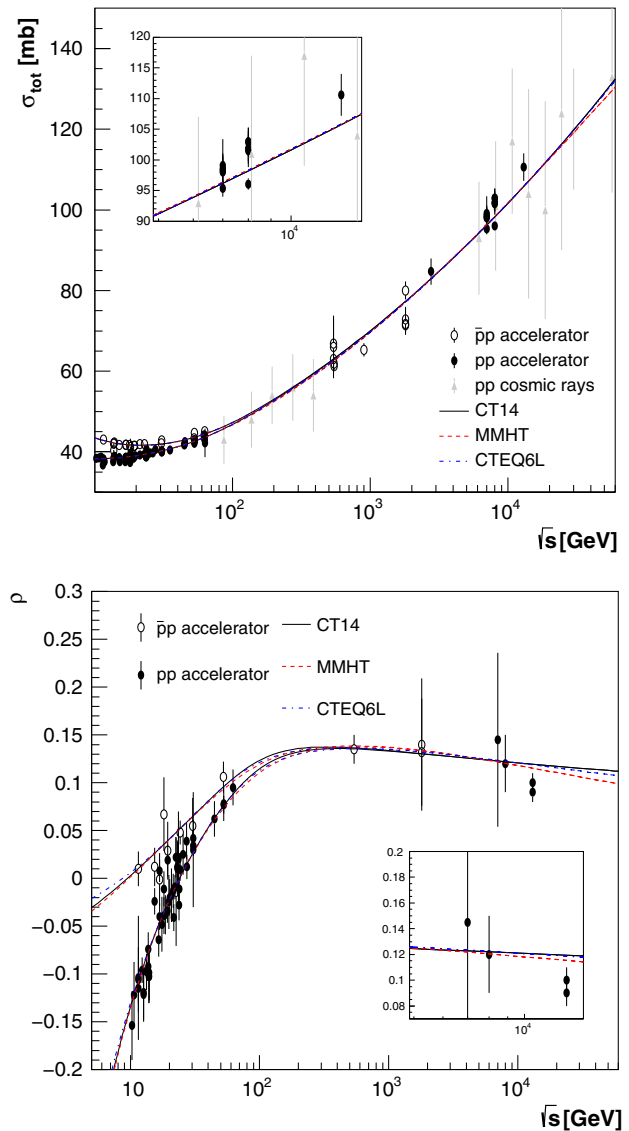


Fig. 3 Global 1σ -fit of total cross section, $\sigma_{tot}^{pp/\bar{p}p}$ and $\rho^{pp/\bar{p}p}$ parameter. Best fit parameters and quality estimators are given in Table 2

Before proceeding with further tests, let us discuss some physical aspects related to our results.

By showing the values in the Table 2, we can see that the parameter μ_{soft}^+ has, in general, the value 0.90 GeV. This restriction is due to the fact that the inverse of both μ_{soft}^+ and μ_{soft}^- parameters characterizes the range of these soft

interactions. Since the odd soft eikonal $\chi_{soft}^-(s, b)$ is more sensitive to the longer-range trajectories, ρ and ω exchanges, it is expected the inverse of the odd exchanges, $(\mu_{soft}^-)^{-1}$, to be larger than the inverse of the even (a_2 and f_2) exchanges, $(\mu_{soft}^+)^{-1}$. Thus in our analysis we impose the reasonable condition $1 < \mu_{soft}^+/\mu_{soft}^- \leq 1.8$. Indeed, in all cases the parameter μ_{soft}^+ fall within the expected range.

In what concerns high-energy QCD dynamics, in QCD-based (s-channel) models like ours, the driving mechanism behind the rapid rise of the total cross section is linked to the growth with energy of low- p_t jets (called minijets). This idea, while proposed many years ago, remains a powerful one in the scope of models of strong interactions at high-energies, as it provides a clear connection between perturbative QCD and hadronic elastic observables, such as σ_{tot} and ρ , in a unitarized framework.

Those minijets arise from partonic interactions (mainly gluons) carrying very small momentum fraction of their parent hadrons. On the one hand, from Eq. (18), we see that the smallest product x_1x_2 probed by the parton pair is

$$(x_1x_2)_{min} = \frac{2Q_{min}^2}{s}, \tag{29}$$

which, taking $Q_{min}^2 \simeq 1 \text{ GeV}^2$, yields $(x_1x_2)_{min} \sim 10^{-8}$ at LHC13. In this case, if one of the partons has an especially large fractional longitudinal momentum $x \sim 1$, the other one has $x \sim 10^{-8}$. On the other hand, it is well-known that at very low- x the PDF's diverge, as gluon emissions – which naturally occur in any partonic process at high energies – are not suppressed by DGLAP evolution at higher momentum transferred. This behavior can be readily seen from Figs. 1 and 2 where the gluon distribution function from parton distributions CT14, CTEQ6L and MMHT are displayed at the minimum scale $Q_{min} = 1.3 \text{ GeV}$ and two higher scales, $Q = 10 \text{ GeV}$ and 100 GeV . From these plots one may notice that MMHT grows faster than CT14 and CTEQ6L, specially at low momentum scales, such as $Q_{min} = 1.3 \text{ GeV}$.

As matter of fact, very low- x gluons are the key ingredient to understand our results for various PDF's, as shown in Fig. 3. Once the QCD cross section (18) is dominated by low- x partons, and gluon initiated processes are the leading component of this cross section, one expects the magnitude of $\sigma_{SH}(s)$ calculated with MMHT to be larger than the corresponding curves for CT14 and CTEQ6L at high energies. As we show in Fig. 9 in Appendix A, that turns out to be exactly the case.

In addition, looking for some insights into the formalism, it may be important to notice the effects of two phenomenological inputs, one related to the soft even eikonal and the other to the semihard form factor. In the first case, $\chi_{soft}^+(s, b)$ as given by Eq. (23), has a component which increases with the energy, namely the term with coefficient C . In the second

Table 4 Best-fit parameters of our model, obtained by fixing $C = 0$, with $\zeta = 168$ degrees of freedom

PDF	CTEQ6L	CT14	MMHT
μ_{soft}^+ [GeV]	0.70 ± 0.16	0.700 ± 0.015	0.700 ± 0.034
A [GeV ⁻²]	111.31 ± 0.70	117.86 ± 0.62	109.9 ± 0.77
B [GeV ⁻²]	28.0 ± 3.0	12.1 ± 2.8	28.0 ± 3.1
C [GeV ⁻²]	0 (fixed)	0 (fixed)	0 (fixed)
μ_{soft}^- [GeV]	0.5 (fixed)	0.5 (fixed)	0.5 (fixed)
D [GeV ⁻²]	23.4 ± 1.3	23.6 ± 1.3	23.5 ± 1.3
ν_1 [GeV]	1.68 ± 0.12	1.54 ± 0.13	1.41 ± 0.12
ν_2 [GeV]	0.012 ± 0.0084	0.0072 ± 0.0091	-0.010 ± 0.0087
χ^2/ζ	1.338	1.836	1.385
$P(\chi^2; \zeta)$	2.3×10^{-3}	2.4×10^{-10}	7.1×10^{-4}

case, the dipole form factor $G_{SH}(s, k_{\perp}; \nu_{SH})$, Eqs. (16) and (17), also depends on the energy through the logarithmic. The effect of these terms can be investigated by assuming either $C = 0$ or $\nu_2 = 0$ and re-fitting the dataset. Moreover, the efficiency of the model for different choices of the datasets is also important to be checked. All these three variants are presented and discussed in the following three subsections.

5.1 Effect of the leading contribution in $\chi_{soft}^+(s, b)$

The soft-even component of the eikonal, Eqs. (23) and (25), comprise a leading Pomeron contribution given by the power term in Eq. (25), with coefficient C . In order to investigate the relevance of this leading soft contribution at high energies in our global results, we present here a test in which this term is excluded. Specifically, we fix $C = 0$ in Eq. (25) and refit the dataset. The results of these fits are presented in Table 4 and Fig. 4.

In respect the statistical quality of the fits, comparison of Tables 2 (C free parameter) and 4 ($C = 0$ fixed) shows that the exclusion of this contribution results in a rather unacceptable goodness of fit, since χ^2/ζ increase to 1.3–1.8 and $P(\chi^2)$ decrease at least one order of magnitude. For example, in case of CT14, from Table 2 (C free parameter), $\chi^2/\zeta = 1.304$, $P(\chi^2) = 5.0 \times 10^{-3}$ and from Table 4 ($C = 0$ fixed), $\chi^2/\zeta = 1.836$, $P(\chi^2) = 2.4 \times 10^{-10}$.

We conclude that, although not being the leading contribution at the highest energies, the single pole Pomeron in the soft component is important for an adequate fit result in statistical grounds. Moreover, the faster decrease of ρ observed at LHC energies can related to the correlations among low-energy parameters such as A and B and high-energy ones, as ν_1 and ν_2 . In addition to the lower statistical significance of this fits, in comparison with the previous ones, the reduction of B central values by a factor one-half and the large uncertainties in ν_2 seems to corroborate this hypothesis.

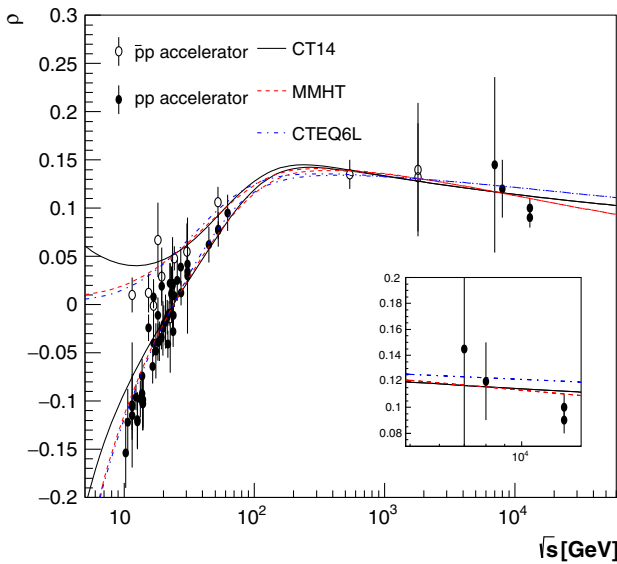
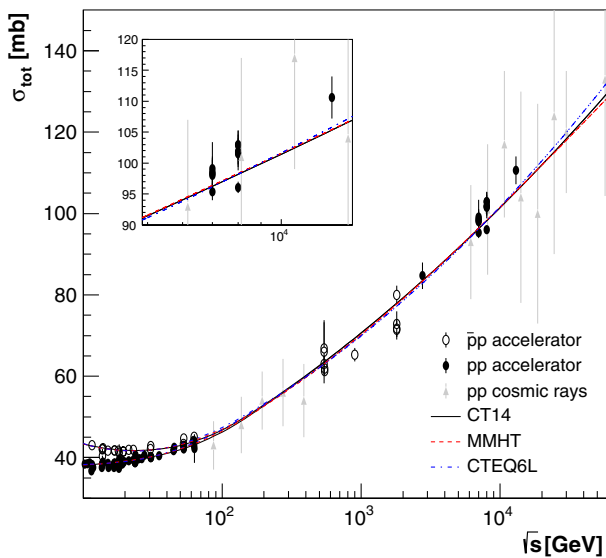


Fig. 4 Global 1σ -fit to $\sigma_{tot}^{pp/\bar{p}p}$ and $\rho^{pp/\bar{p}p}$ data without rising soft terms in $\chi_{soft}^+(s, b)$. Statistical information is provided in Table 4

5.2 Effect of the energy dependence in the semihard form factor

Although not so usual in the present phenomenological context, one of the ingredients of the QCD-based model is the energy dependence embodied in the semihard form factor, Eqs. (15) and (16). As commented in our introduction, this assumption is associated with the possibility of a broadening of the spacial gluon distribution as the energy increases. In order to investigate the relevance of this assumption in our global results, we present here a test in which this energy dependence is excluded. Specifically, we fix $\nu_2 = 0$ in Eq. (17), so that $\nu_{SH} = \nu_1$ and refit the data set. As before, we consider the three PDFs employed in this work. The results of these fits are presented in Table 5 and Fig. 5.

Table 5 Best-fit parameters of our model, obtained by fixing $\nu_2 = 0$, with $\zeta = 168$ degrees of freedom

PDF	CTEQ6L	CT14	MMHT
μ_{soft}^+ [GeV]	0.90 ± 0.15	0.90 ± 0.13	0.84 ± 0.13
A [GeV^{-2}]	106.0 ± 8.1	93.7 ± 7.8	92 ± 14
B [GeV^{-2}]	44.6 ± 8.7	47.6 ± 8.5	51 ± 30
C [GeV^{-2}]	12.8 ± 4.7	23.7 ± 4.5	17 ± 24
μ_{soft}^- [GeV]	0.5 (fixed)	0.5 (fixed)	0.5 (fixed)
D [GeV^{-2}]	24.2 ± 1.3	24.2 ± 1.3	24.0 ± 1.8
ν_1 [GeV]	1.486 ± 0.031	1.469 ± 0.034	1.588 ± 0.078
ν_2 [GeV]	0 (fixed)	0 (fixed)	0 (fixed)
χ^2/ζ	1.304	1.362	1.263
$P(\chi^2; \zeta)$	4.9×10^{-3}	1.3×10^{-3}	1.2×10^{-2}

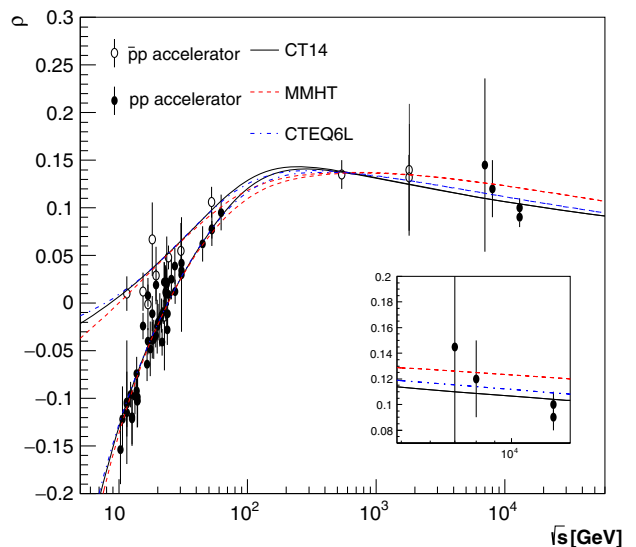
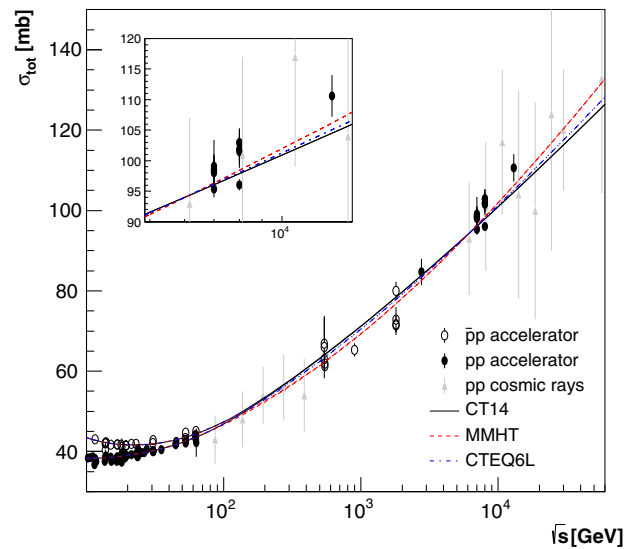


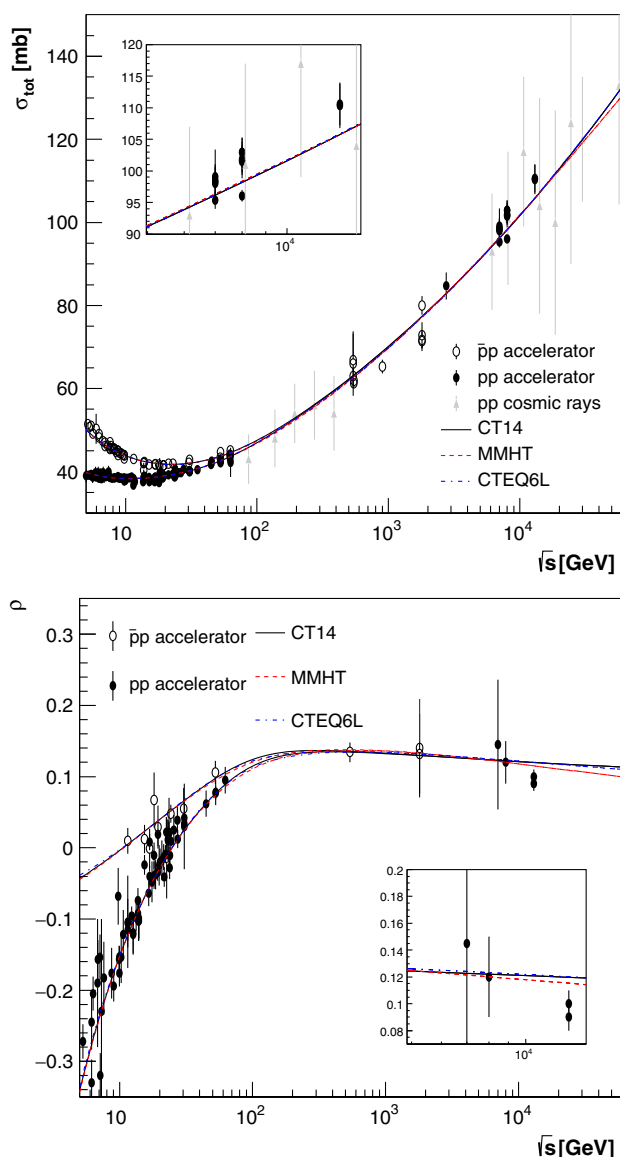
Fig. 5 Global 1σ -fit to $\sigma_{tot}^{pp/\bar{p}p}$ and $\rho^{pp/\bar{p}p}$ data taking $\nu_2=0$. Best fit parameters and quality estimators are given in Table 5

Table 6 Best-fit parameters of our model with low-energy cut-off $\sqrt{s_{min}} = 5.0$ GeV. The number of degrees of freedom is $\zeta = 251$

PDF	CTEQ6L	CT14	MMHT
μ_{soft}^+ [GeV]	0.90 ± 0.16	0.90 ± 0.16	0.90 ± 0.17
A [GeV $^{-2}$]	92.5 ± 2.9	82.1 ± 5.9	88.1 ± 6.9
B [GeV $^{-2}$]	58.3 ± 4.5	60.0 ± 4.1	62.1 ± 4.4
C [GeV $^{-2}$]	21.1 ± 4.6	30.7 ± 3.7	22.8 ± 4.7
μ_{soft}^- [GeV]	0.5 (fixed)	0.5 (fixed)	0.5 (fixed)
D [GeV $^{-2}$]	26.03 ± 0.74	26.02 ± 0.74	26.02 ± 0.74
ν_1 [GeV]	1.70 ± 0.20	1.76 ± 0.21	1.49 ± 0.21
ν_2 [GeV]	0.012 ± 0.013	0.018 ± 0.014	-0.006 ± 0.014
χ^2/ζ	1.451	1.464	1.430
$P(\chi^2; \zeta)$	3.8×10^{-6}	2.2×10^{-6}	8.8×10^{-6}

Table 7 Best-fit parameters of our model without ATLAS data and low-energy cutoff $\sqrt{s_{min}} = 10$ GeV. The number of degrees of freedom is $\zeta = 165$

PDF	CTEQ6L	CT14	MMHT
μ_{soft}^+ [GeV]	0.90 ± 0.18	0.90 ± 0.17	0.90 ± 0.20
A [GeV $^{-2}$]	111 ± 11	88.6 ± 9.4	94 ± 11
B [GeV $^{-2}$]	48 ± 10	51.3 ± 9.6	54 ± 10
C [GeV $^{-2}$]	15.8 ± 6.8	27.0 ± 5.6	19.4 ± 6.6
μ_{soft}^- [GeV]	0.5 (fixed)	0.5 (fixed)	0.5 (fixed)
D [GeV $^{-2}$]	24.2 ± 1.4	24.2 ± 1.4	24.2 ± 1.4
ν_1 [GeV]	1.61 ± 0.20	1.69 ± 0.20	1.44 ± 0.20
ν_2 [GeV]	0.0076 ± 0.013	0.017 ± 0.013	-0.009 ± 0.012
χ^2/ζ	1.278	1.261	1.251
$P(\chi^2; \zeta)$	9.3×10^{-3}	1.3×10^{-2}	1.6×10^{-2}

**Fig. 6** Global 1σ -fit to $\sigma_{tot}^{pp/\bar{p}p}$ and $\rho^{pp/\bar{p}p}$ data for low-energy cutoff $\sqrt{s_{min}} = 5$ GeV

Comparison of Tables 2 (ν_2 free) and 5 ($\nu_2 = 0$), shows that the statistical quality of the fits (χ^2/ζ , $P(\chi^2; \zeta)$) are similar, but with a slight increase (decrease) in χ^2/ζ ($P(\chi^2; \zeta)$) in case of $\nu_2 = 0$. From Figs. 3 (ν_2 free) and 5 ($\nu_2 = 0$), we notice distinct behaviors related to the use of the MMHT on one side and CT14/CTEQ6 on the other. This may be related with the faster rise of $\sigma_{QCD}(s)$ in case of MMHT, as compared with the slower rise within CT14 and CTEQ6L (see Fig. 9 in Appendix A).

We also notice that at 13 TeV, MMHT leads to the highest values of both σ_{tot} and ρ . For CT14 and CTEQ6L, although the ρ results reach the upper error bar, those for σ_{tot} lie far below the lower error bar.

5.3 Changing the data-set

Here we develop two tests on the efficiency of the QCD-based model related to two different choices of the dataset. In the first test the low-energy cutoff is lowered from 10 GeV down to 5 GeV and in the second test the ATLAS data at 7 and 8 TeV are not included in the dataset. We present the results obtained with the three PDFs. Since the results are similar to those presented in the main text with our standard dataset, we focus the discussion on those obtained with the PDF CT14.

5.3.1 Low-energy cutoff down to 5 GeV

By lowering the energy cutoff to 5 GeV, we add 85 points for σ_{tot} and ρ in the dataset. The result of the fit is displayed in Table 6 and Fig. 6, indicating, within CT14, $\chi^2/\zeta = 1.464$, for $\zeta = 251$ and $P(\chi^2; \zeta) = 2.2 \times 10^{-6}$. Our results with cutoff at 10 GeV are shown in Fig. 3 and Table 2 (CT14) and in this case, $\chi^2/\zeta = 1.304$, for $\zeta = 167$ and $P(\chi^2; \zeta) = 5.0 \times 10^{-3}$.

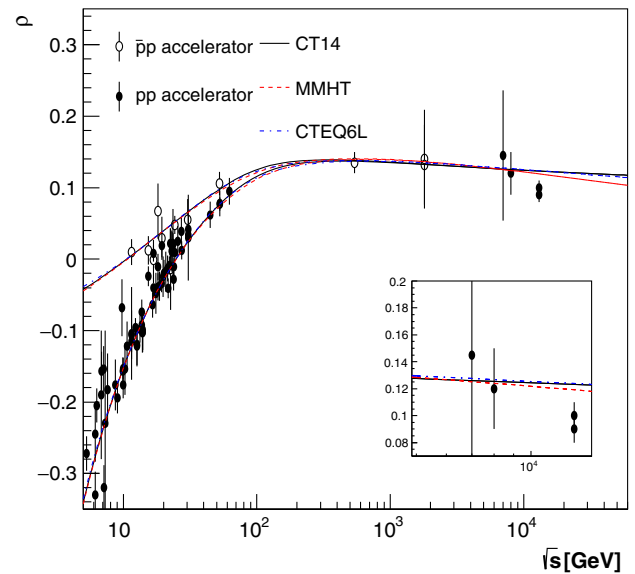
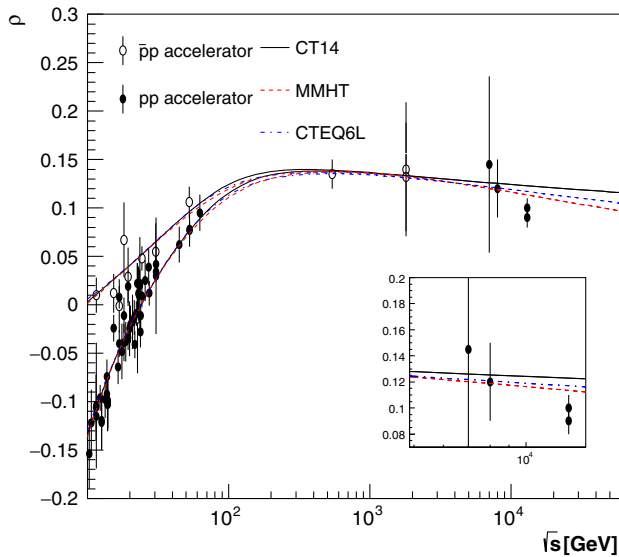
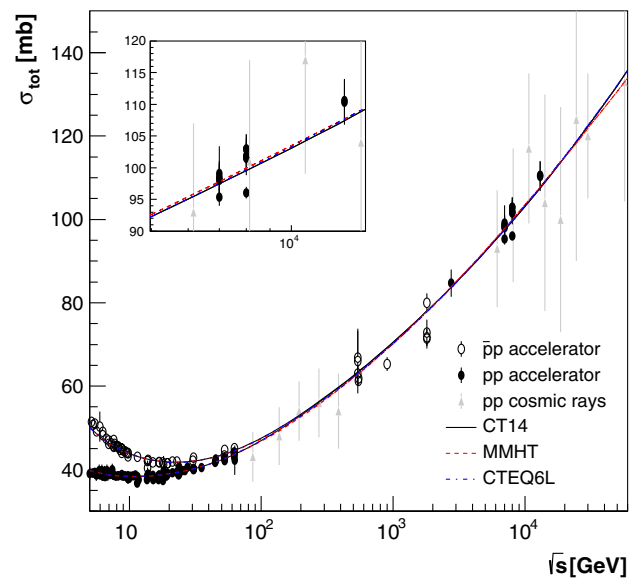
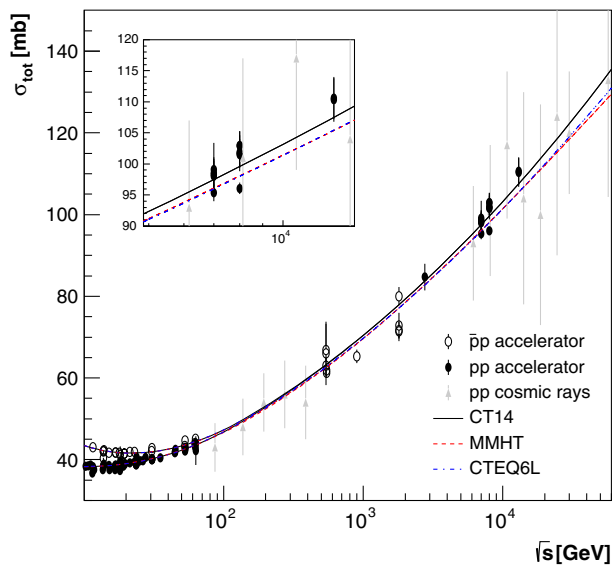


Fig. 7 Global 1σ -fit to $\sigma_{tot}^{pp/\bar{p}p}$ and $\rho^{pp/\bar{p}p}$ data without the ATLAS measurements, for low-energy cutoff $\sqrt{s_{min}} = 10$ GeV

Table 8 Best-fit parameters of our model without ATLAS data and low-energy cutoff $\sqrt{s_{min}} = 5.0$ GeV. The number of degrees of freedom is $\zeta = 249$

PDF	CTEQ6L	CT14	MMHT
μ_{soft}^+ [GeV]	0.90 ± 0.15	0.90 ± 0.14	0.90 ± 0.16
A [GeV^{-2}]	92.9 ± 6.8	82.3 ± 6.0	88.4 ± 6.8
B [GeV^{-2}]	58.1 ± 4.5	59.8 ± 4.2	61.9 ± 4.4
C [GeV^{-2}]	20.9 ± 4.5	30.5 ± 3.8	22.6 ± 4.6
μ_{soft}^- [GeV]	0.5 (fixed)	0.5 (fixed)	0.5 (fixed)
D [GeV^{-2}]	26.03 ± 0.74	26.02 ± 0.73	26.02 ± 0.74
v_1 [GeV]	1.70 ± 0.19	1.75 ± 0.20	1.50 ± 0.20
v_2 [GeV]	0.014 ± 0.012	0.019 ± 0.013	-0.004 ± 0.013
χ^2/ζ	1.422	1.438	1.395
$P(\chi^2; \zeta)$	1.3×10^{-5}	7.0×10^{-6}	3.7×10^{-5}

Fig. 8 Global 1σ -fit to $\sigma_{tot}^{pp/\bar{p}p}$ and $\rho^{pp/\bar{p}p}$ data without the ATLAS measurements, for maximum-energy cutoff $\sqrt{s_{max}} = 13$ TeV and low-energy cutoff $\sqrt{s_{min}} = 5$ GeV

Although the integrated probability decreases three orders of magnitude for $\sqrt{s_{min}} = 5.0$ GeV, from Figs. 3 and 6, we see that the visual description of the data is quite good and the quality of the fit is reasonable for this data set (without any sieve procedure), showing that the model can cover efficiently the whole region 5 GeV–8 TeV. Still, the problem of simultaneously fitting σ_{tot} and ρ at 13 TeV (within uncertainties) remains.

5.3.2 Fits without the ATLAS data

It is well known the discrepancies between the TOTEM and ATLAS data on σ_{tot} at 7 and 8 TeV [113]. Here we present two tests with low-energy cutoffs at 10 GeV and 5 GeV, in

which the ATLAS data are not included in the data set. The results are presented in Table 7, Fig. 7 ($\sqrt{s_{min}} = 10$ GeV) and Table 8, Fig. 8 ($\sqrt{s_{min}} = 5$ GeV).

Comparing the results of Table 7 and Fig. 7 with the ones in Table 2 and Fig. 3 (with complete dataset) we see that, without the ATLAS data, the integrated probability increases as a consequence of the aforementioned discrepancies. On the one hand, it is interesting to note that the exclusion of the ATLAS data leads to a better description of σ_{tot} at LHC13, both in visual and statistical grounds, for PDFs CT14 and CTEQ6L. On the other, MMHT prediction gives a lower cross section at 13 TeV, while providing a smaller ρ . Such behavior can be understood in the light of PDFs small- x extrapolation, as we discuss in the following.

A final interesting remark about these results lies in the fact that, by lowering the energy cutoff $\sqrt{s_{min}}$ to 5.0 GeV improves the description σ_{tot} at LHC13 for all PDFs, as we note that in such case, the uncertainties in MMHT low-energy parameters (A and B) are reduced. Yet, incompatibility of the model results with TOTEM's measurements of σ_{tot} and ρ at LHC13 are evident in these cases.

6 Conclusions

In this paper we have discussed recent studies on forward pp and $\bar{p}p$ elastic scattering within an eikonal QCD-based formalism. The model combines the perturbative parton-model approach (to model the semihard interactions among partons), with a Regge-inspired model (to describe the underlying soft interactions) and brings up information about the infrared properties of QCD by considering the possibility that the nonperturbative dynamics of QCD generate an effective charge.

We have presented a phenomenological analysis undertaken to improve the understanding of elastic processes taking place in the LHC. We address this issue by means of a model involving only even-under-crossing amplitudes at very high energies. As a result, we see that the QCD-based model allows us to describe the forward scattering quantities σ_{tot} and ρ from $\sqrt{s} = 10$ GeV to 8 TeV in a quite satisfactory way, but not the TOTEM measurements at 13 TeV simultaneously.

Our analysis, which follows a previous short letter [40], explores in detail the various effects that could be important in the global fits, in special the use of three different PDFs (CT14, CTEQ6L and MMHT), investigating not only the difference and similarities among them, but also the effect of being pre or post LHC distributions.

On general grounds, from a statistical viewpoint, the present results demonstrate an overall satisfactory agreement of all PDFs with σ_{tot} and ρ data over a wide range of energies. However, specifically at $\sqrt{s} = 13$ TeV, our results for ρ

(σ_{tot}) are greater (lower) than the TOTEM measurements. We understand that the inclusion of a crossing-odd elastic term in the scattering amplitude may improve the description of the forward data at high energies. Such a result might be an indication that an Odderon does indeed have an important role in the soft and/or semihard interactions at LHC energies.³ We are presently investigating the subject.

Acknowledgements We thank Victor Gonçalves for useful discussions. This research was partially supported by the Conselho Nacional de Desenvolvimento Científico e Tecnológico (CNPq) under the Grants 141496/2015-0 and 155628/2018-6, by the project INCT-FNA Proc. No. 464898/2014-5, by the PEDECIBA program, and by the ANII-FCE-126412 project.

Data Availability Statement This manuscript has no associated data or the data will not be deposited. [Authors' comment: This is a theoretical paper based on public experimental data, therefore without any additional data associated.]

Open Access This article is licensed under a Creative Commons Attribution 4.0 International License, which permits use, sharing, adaptation, distribution and reproduction in any medium or format, as long as you give appropriate credit to the original author(s) and the source, provide a link to the Creative Commons licence, and indicate if changes were made. The images or other third party material in this article are included in the article's Creative Commons licence, unless indicated otherwise in a credit line to the material. If material is not included in the article's Creative Commons licence and your intended use is not permitted by statutory regulation or exceeds the permitted use, you will need to obtain permission directly from the copyright holder. To view a copy of this licence, visit <http://creativecommons.org/licenses/by/4.0/>.

Funded by SCOAP³.

Appendix A: Parametrization for $\sigma_{QCD}(s)$

One of the most important ingredient of the QCD-based model is the even-under-crossing partonic cross-section $\sigma_{QCD}(s)$, given by Eq. (18). Here we present the details of the evaluation of this quantity, using PDFs: CTEQ6L, CT14 and MMHT. Some additional results are also presented and discussed. The evaluation is based on the steps that follow.

First we consider the complex analytic parametrization

$$\sigma_{QCD}(s) = b_1 + b_2 e^{b_3[X(s)]^{1.01b_4}} + b_5 e^{b_6[X(s)]^{1.05b_7}} + b_8 e^{b_9[X(s)]^{1.09b_{10}}}, \quad (\text{A1})$$

³ It is worth noting that some recent well known phenomenological approaches, with even-under-crossing dominance and without a satisfactory simultaneous description of the TOTEM data at 13 TeV, indicate a different interpretation. For example, Donnachie and Landshoff, within the Regge approach, obtain for rho at 13 TeV the value 0.14 and conclude that "there is no strong case for the presence of an odderon contribution to forward scattering" [27]. Durand and Ha in the context of a QCD-based model, employ the sieve process proposed by Martin Block [114], which excludes the rho measurements at 13 TeV from the dataset as outliers [26].

Table 9 Fit results of the $\text{Re } \sigma_{QCD}$ in Eqs. (1) and (2) to the actual data (see text)

PDF	CTEQ6L	CT14	MMHT
b_1 [GeV^{-2}]	97.005	100.220	95.284
b_2 [GeV^{-2}]	0.280×10^{-1}	0.434×10^{-1}	0.372
b_3	1.699	1.274	0.600
b_4	1.736	1.919	2.496
b_5 [GeV^{-2}]	-0.149×10^{-5}	0.122×10^{-7}	-0.255×10^{-5}
b_6	14.140	14.050	14.281
b_7	0.319	0.504	0.281
b_8 [GeV^{-2}]	0.836×10^{-1}	3.699×10^3	0.909
b_9	3.813	-80.280	4.290
b_{10}	0.810	-2.632	0.673

Table 10 Fit results by enlarging the uncertainties in the TOTEM data on σ_{tot} at 8 TeV and 13 TeV by factors $\sqrt{5}$ and $\sqrt{2}$, respectively. See text

PDF	CTEQ6L	CT14	MMHT
μ_{soft}^+ [GeV]	0.90 ± 0.19	0.90 ± 0.19	0.90 ± 0.20
A [GeV^{-2}]	101 ± 11	87.8 ± 9.8	93 ± 10
B [GeV^{-2}]	48 ± 10	51.9 ± 9.9	55 ± 10
C [GeV^{-2}]	16.0 ± 6.9	27.4 ± 5.8	19.6 ± 6.5
μ_{soft}^- [GeV]	0.5 (fixed)	0.5 (fixed)	0.5 (fixed)
D [GeV^{-2}]	24.2 ± 1.4	24.2 ± 1.4	24.2 ± 1.4
ν_1 [GeV]	1.61 ± 0.21	1.70 ± 0.23	1.44 ± 0.20
ν_2 [GeV]	0.007 ± 0.013	0.013 ± 0.014	-0.010 ± 0.013
χ^2/ζ	1.178	1.193	1.156
$P(\chi^2; \zeta)$	5.8×10^{-2}	4.5×10^{-2}	8.1×10^{-2}

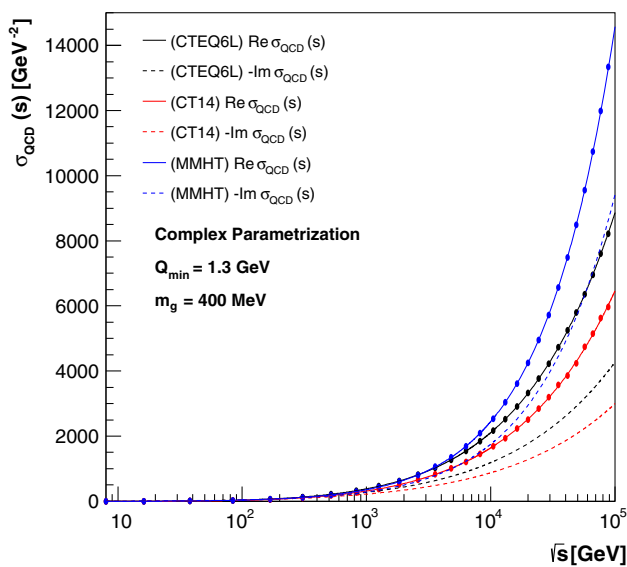


Fig. 9 Real and imaginary parts of the complex σ_{QCD} for each PDF. Small dots represent theoretical LO calculations from Eq. (18) – roughly 30 points for each PDF. Solid curves correspond to $\text{Re } \sigma_{QCD}(s)$ fit, Eqs. (A1) and (A2), to the data, represent by the dots, with less than 5% per datum $j = 1, \dots, 30$. Dashed curves give $\text{Im } \sigma_{QCD}(s)$, as calculated from Eqs. (A1) and (A2), using fit parameters furnished in Table 9

where b_1, \dots, b_{10} are free fit parameters and

$$X(s) = \ln \ln(-is) \tag{A2}$$

provides the adequate complex and even character of the analytic function through the substitution $s \rightarrow -is$, leading to $\text{Re } \sigma_{QCD}(s)$ and $\text{Im } \sigma_{QCD}(s)$.

Next, by means of Eq. (18) and using the three distinct PDFs, we generate around 30 points for each one of these parton distributions, which are then fitted by the $\text{Re } \sigma_{QCD}(s)$, with less than 1% error. With the values of the free fit parameters determined for each PDF, the corresponding $\text{Im } \sigma_{QCD}(s)$ are evaluated.

For CTEQ6L, CT14 and MMHT we display in Table 9 the best-fit parameters $b_i, i = 1, \dots, 10$ and in Fig. 9 the dependencies of $\text{Re } \sigma_{QCD}(s)$ and $\text{Im } \sigma_{QCD}(s)$.

From the figure, we see in all cases the steep rise of the partonic cross-sections with the energy. For example at $\sqrt{s} = 10$ TeV, most results lie around 580 mb. Notice, however, that this rise is tamed in the physical cross-sections, since we have an eikonalized model.

We note that among the PDFs post-LHC, MMHT led to the fastest rise of both $\text{Re } \sigma_{QCD}(s)$ and $\text{Im } \sigma_{QCD}(s)$ and CT14 led to the slowest rise. The results with CTEC6L (pre-LHC) lie between these two cases.

The extreme fast rise of $\sigma_{QCD}(s)$ in case of MMHT, may be the responsible for the decrease of ρ at the LHC region (see Fig. 3).

Appendix B: Comments on fit procedure and independent points

The TOTEM results for σ_{tot} at 8 TeV (5 points) and 13 TeV (2 points) are displayed in Table 1. These measurements have been obtained through different methods, different physical assumptions, different mathematical modeling and even different intervals in momentum transfer, as described in the quoted references. However, it might be argued that, at each energy, these results correspond to different analyses based on the same differential cross section data and for that reason should not be considered independent points, as assumed in our analysis.

In order to test the influence of this assumption we have developed new data reductions by multiplying the uncertainties in each datum by the square root of the number of points at each energy, namely $\sqrt{5}$ at 8 TeV and $\sqrt{2}$ at 13 TeV. The results are displayed in Table 10 and Fig. 10.

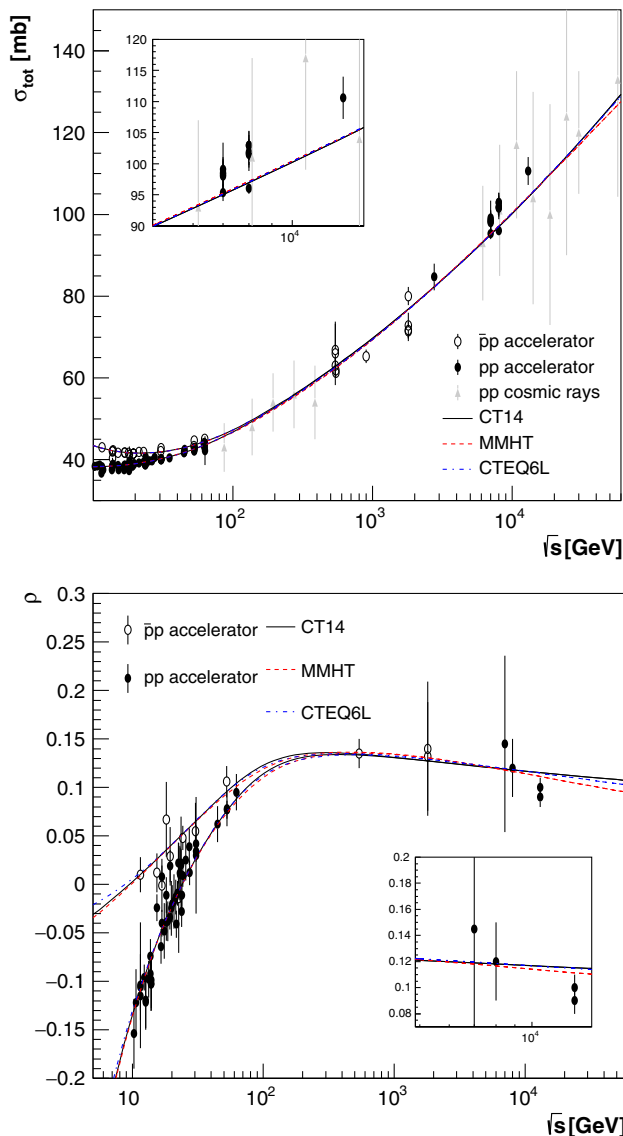


Fig. 10 Fits to $\sigma_{tot}^{pp}/\bar{\sigma}^{pp}$ and $\rho^{pp}/\bar{\sigma}^{pp}$ data with statistical weighting factors $\sqrt{5}$ and $\sqrt{2}$ in the TOTEM data on σ_{tot} at 8 TeV and 13 TeV, respectively. See text

Let us discuss these results by comparing with those obtained under our assumption of independent points, namely Table 2 and Fig. 3. In what concerns the values of the free parameters, we see that in all cases they are consistent within the uncertainties and the behaviors of the curves present only slight differences and do not change the scenario: the TOTEM data at 13 TeV on σ_{tot} and ρ are not simultaneously described. In respect the statistical quality of the fits, in case of assuming dependent points, the χ^2/ζ decreases from ~ 1.3 to ~ 1.2 and the integrated probabilities increase around one order of magnitude. That, however, seems not to be an indication of best fit quality, but a consequence of the increments in the uncertainties.

We conclude that, in the present case, the two procedures led to numerical, statistical and physical results that are equivalent.

References

1. TOTEM, G. Antchev et al., Eur. Phys. J. C **79**, 103 (2019)
2. TOTEM, G. Antchev et al., Eur. Phys. J. C **79**, 785 (2019)
3. L. Lukaszuk, B. Nicolescu, Lett. Nuovo Cim. **8**, 405 (1973)
4. C. Ewerz, arXiv:hep-ph/0511196 (2005)
5. C. Ewerz, arXiv:hep-ph/0306137 (2003)
6. J.R. Forshaw, D.A. Ross, Camb. Lect. Notes Phys. **9**, 1 (1997)
7. S. Donnachie, H.G. Dosch, O. Nachtmann, P. Landshoff, Camb. Monogr. Part. Phys. Nucl. Phys. Cosmol. **19**, 1 (2002)
8. E. Martynov, B. Nicolescu, Phys. Lett. B **778**, 414 (2018)
9. E. Martynov, B. Nicolescu, Phys. Lett. B **786**, 207 (2018)
10. E. Martynov, B. Nicolescu, Eur. Phys. J. C **79**, 461 (2019)
11. E. Martynov, B. Nicolescu, arXiv:1811.07635 [hep-ph] (2018)
12. T. Csörgő, R. Pasechnik, A. Ster, Eur. Phys. J. C **79**, 62 (2019)
13. T. Csörgő, R. Pasechnik, A. Ster, Lévy imaging of elastic hadron-hadron scattering: Odderon and inner structure of the proton, in *Diffraction and Low-x 2018 (Diffflowx2018) Reggio Calabria, Italy, August 26–September 1, 2018*, (2019), 1902.00109
14. V.P. Gonçalves, P.V.R.G. Silva, Eur. Phys. J. C **79**, 237 (2019)
15. L.A. Harland-Lang, V.A. Khoze, A.D. Martin, M.G. Ryskin, Phys. Rev. D **99**, 034011 (2019). arXiv:1811.12705
16. V.P. Gonçalves, Eur. Phys. J. C **79**, 408 (2019)
17. V.A. Khoze, A.D. Martin, M.G. Ryskin, Phys. Lett. B **784**, 192 (2018)
18. E. Gotsman, E. Levin, I. Potashnikova, Phys. Lett. B **786**, 472 (2018)
19. E. Gotsman, E. Levin, I. Potashnikova, Phys. Lett. B **781**, 155 (2018)
20. P. Lebiedowicz, O. Nachtmann, A. Szczurek, EPJ Web Conf. **206**, 06005 (2019). arXiv:1812.00138 [hep-ph]
21. I. Szanyi, N. Bence, L. Jenkovszky, J. Phys. G **46**, 055002 (2019)
22. Y.M. Shabelski, A.G. Shuvaev, Eur. Phys. J. C **78**, 497 (2018)
23. M. Broilo, E.G.S. Luna, M.J. Menon, arXiv:1803.06560 [hep-ph] (2018)
24. M. Broilo, E.G.S. Luna, M.J. Menon, Phys. Lett. B **781**, 616 (2018)
25. M. Broilo, E. Luna, M. Menon, Phys. Rev. D **98**, 074006 (2018)
26. L. Durand, P. Ha, Phys. Rev. D **99**, 014009 (2019). arXiv:1810.11325
27. A. Donnachie, P.V. Landshoff, Phys. Lett. B **798**, 135008 (2019). arXiv:1904.11218
28. P. Lebiedowicz, O. Nachtmann, A. Szczurek, Phys. Rev. D **98**, 014001 (2018)
29. G. Pancheri, S. Pacetti, Y. Srivastava, Phys. Rev. D **99**, 034014 (2019)
30. A.K. Kohara, E. Ferreira, M. Rangel, Phys. Lett. B **789**, 1 (2019)
31. J.R. Cudell, O.V. Selyugin (2019). arXiv:1901.05863 [hep-ph]
32. D. Cline, F. Halzen, J. Luthé, Phys. Rev. Lett. **31**, 491 (1973)
33. G. Pancheri, Y.N. Srivastava, Phys. Lett. B **182**, 199 (1986)
34. J.M. Cornwall, Phys. Rev. D **26**, 1453 (1982)
35. E.G.S. Luna, A.F. Martini, M.J. Menon, A. Mihara, A.A. Natale, Phys. Rev. D **72**, 034019 (2005)
36. E.G.S. Luna, A.A. Natale, Phys. Rev. D **73**, 074019 (2006)
37. D.A. Fagundes, E.G.S. Luna, M.J. Menon, A.A. Natale, Nucl. Phys. A **886**, 48 (2012)
38. C.A.S. Bahia, M. Broilo, E.G.S. Luna, Phys. Rev. D **92**, 074039 (2015)

39. C.A.S. Bahia, M. Broilo, E.G.S. Luna, J. Phys: Conf. Ser. **706**, 052006 (2016). [arXiv:1508.07359](https://arxiv.org/abs/1508.07359) [hep-ph]
40. M. Broilo, D.A. Fagundes, E.G.S. Luna, M.J. Menon, Phys. Lett. B **799**, 135047 (2019). [arXiv:1904.10061](https://arxiv.org/abs/1904.10061)
41. S. Dulat et al., Phys. Rev. D **93**, 033006 (2016)
42. J. Pumplin et al., JHEP **07**, 012 (2002)
43. L.A. Harland-Lang, A.D. Martin, P. Motylinski, R.S. Thorne, Eur. Phys. J. C **75**, 204 (2015)
44. I.C. Cloet, C.D. Roberts, Prog. Part. Nucl. Phys. **77**, 1 (2014)
45. A.C. Aguilar, D. Binosi, J. Papavassiliou, Front. Phys. (Beijing) **11**, 111203 (2016)
46. C.D. Roberts, Few Body Syst. **58**, 5 (2017)
47. A. Cucchieri, T. Mendes, PoS LATTICE2007, 297 (2007)
48. A. Cucchieri, T. Mendes, Phys. Rev. Lett. **100**, 241601 (2008)
49. A. Cucchieri, T. Mendes, Phys. Rev. D **81**, 016005 (2010)
50. P.O. Bowman et al., Phys. Rev. D **76**, 094505 (2007)
51. I.L. Bogolubsky, E.M. Ilgenfritz, M. Muller-Preussker, A. Sternbeck, Phys. Lett. B **676**, 69 (2009)
52. O. Oliveira, P.J. Silva, PoS LAT2009, 226 (2009)
53. A. Ayala, A. Bashir, D. Binosi, M. Cristoforetti, J. Rodriguez-Quintero, Phys. Rev. D **86**, 074512 (2012)
54. P. Bicudo, D. Binosi, N. Cardoso, O. Oliveira, P.J. Silva, Phys. Rev. D **92**, 114514 (2015)
55. L. von Smekal, R. Alkofer, A. Hauck, Phys. Rev. Lett. **79**, 3591 (1997)
56. A.C. Aguilar, J. Papavassiliou, JHEP **12**, 012 (2006)
57. C.S. Fischer, J.M. Pawłowski, Phys. Rev. D **75**, 025012 (2007)
58. A.C. Aguilar, D. Binosi, C.T. Figueiredo, J. Papavassiliou, Eur. Phys. J. C **78**, 181 (2018)
59. C.S. Fischer, J.M. Pawłowski, A. Rothkopf, C.A. Welzbacher, Phys. Rev. D **98**, 014009 (2018)
60. A. Deur, S.J. Brodsky, G.F. de Teramond, Prog. Part. Nucl. Phys. **90**, 1 (2016)
61. D. Zwanziger, Phys. Rev. D **65**, 094039 (2002)
62. H. Gies, Phys. Rev. D **66**, 025006 (2002)
63. J. Braun, H. Gies, JHEP **06**, 024 (2006)
64. D. Zwanziger, Phys. Rev. D **69**, 016002 (2004)
65. D. Dudal, J.A. Gracey, S.P. Sorella, N. Vandersickel, H. Verschelde, Phys. Rev. D **78**, 065047 (2008)
66. F. Gao, S.-X. Qin, C.D. Roberts, J. Rodriguez-Quintero, Phys. Rev. D **97**, 034010 (2018)
67. C.D. Roberts, A.G. Williams, Prog. Part. Nucl. Phys. **33**, 477 (1994)
68. R. Alkofer, L. von Smekal, Phys. Rept. **353**, 281 (2001)
69. E.G.S. Luna, Phys. Lett. B **641**, 171 (2006)
70. E.G.S. Luna, A.L. dos Santos, A.A. Natale, Phys. Lett. B **698**, 52 (2011)
71. V. Sauli, J. Phys. G **39**, 035003 (2012)
72. S. Jia, F. Huang, Phys. Rev. D **86**, 094035 (2012)
73. P. Lipari, M. Lusignoli, Eur. Phys. J. C **73**, 2630 (2013)
74. A.V. Giannini, F.O. Duraes, Phys. Rev. D **88**, 114004 (2013)
75. A.V. Sidorov, O.P. Solovtsova, Nonlinear Phenom. Complex Syst. **16**, 397 (2013)
76. P. Allendes, C. Ayala, G. Cvetic, Phys. Rev. D **89**, 054016 (2014)
77. P.C. Boggio, E.G.S. Luna, Nucl. Phys. A **929**, 230 (2014)
78. G. Cvetic, Phys. Rev. D **89**, 036003 (2014)
79. D.A. Fagundes, A. Grau, G. Pancheri, O. Shekhovtsova, Y.N. Srivastava, Phys. Rev. D **96**, 054010 (2017)
80. V.A. Khoze, A.D. Martin, M.G. Ryskin, J. Phys. G **45**, 053002 (2018)
81. J.B. Bronzan, G.L. Kane, U.P. Sukhatme, Phys. Lett. B **49**, 272 (1974)
82. M.M. Block, R.N. Cahn, Rev. Mod. Phys. **57**, 563 (1985)
83. R.F. Avila, M.J. Menon, Nucl. Phys. A **744**, 249 (2004)
84. R.F. Avila, M.J. Menon, Br. J. Phys. **37**, 358 (2007)
85. R.F. Avila, E.G.S. Luna, M.J. Menon, Br. J. Phys. **31**, 567 (2001)
86. R.F. Avila, E.G.S. Luna, M.J. Menon, Phys. Rev. D **67**, 054020 (2003)
87. R. Eden, *High Energy Collisions of Elementary Particles*, 1 edn. (Cambridge University Press, Cambridge)
88. M.M. Block, Phys. Rept. **436**, 71 (2006)
89. D.A. Fagundes, M.J. Menon, P.V.R.G. Silva, Int. J. Mod. Phys. A **32**, 1750184 (2017)
90. L. Durand, P. Hong, Phys. Rev. Lett. **58**, 303 (1987)
91. L. Durand, H. Pi, Phys. Rev. D **40**, 1436 (1989)
92. B. Carreras, J.N.J. White, Nucl. Phys. B **42**, 95 (1972)
93. J.N.J. White, Nucl. Phys. B **51**, 23 (1973)
94. M.J. Menon, Nucl. Phys. Proc. Suppl. B **25**, 94 (1992)
95. R.J.M. Covolan, P. Desgrolard, M. Giffon, L.L. Jenkovszky, E. Predazzi, Z. Phys. C **58**, 109 (1993)
96. M.J. Menon, Can. J. Phys. **74**, 594 (1996)
97. P. Lipari, M. Lusignoli, Phys. Rev. D **80**, 074014 (2009)
98. D.A. Fagundes, A. Grau, S. Pacetti, G. Pancheri, Y.N. Srivastava, Phys. Rev. D **88**, 094019 (2013)
99. D.A. Fagundes, A. Grau, G. Pancheri, Y.N. Srivastava, O. Shekhovtsova, Phys. Rev. D **91**, 114011 (2015)
100. Particle Data Group, M. Tanabashi et al., Phys. Rev. D **98**, 030001 (2018)
101. TOTEM, G. Antchev et al., Eur. Phys. J. C **76**, 661 (2016)
102. TOTEM, G. Antchev et al., CERN-EP-2018-341, TOTEM-2018-002, [arXiv:1812.08610](https://arxiv.org/abs/1812.08610) [hep-ex] (2018)
103. ATLAS, M. Aaboud et al., Phys. Lett. B **761**, 158 (2016)
104. ATLAS, G. Aad et al., Nucl. Phys. B **889**, 486 (2014)
105. TOTEM, G. Antchev et al., Nucl. Phys. B **899**, 527 (2015)
106. TOTEM, G. Antchev et al., EPL **101**, 21004 (2013)
107. F. Nemes, Recent results from 2.76 and 13 TeV p+p collisions from the TOTEM experiment at CERN LHC, in *talk in Zimányi School 2018, Budapest, Hungary, 03-07.12.2018*, February 14th, (2019)
108. P. Bevington, D. Robinson, *Data Reduction and Error Analysis for the Physical Sciences*, 3 ed. (McGraw-Hill Education)
109. R. Orava, O.V. Selyugin, [arXiv:1804.05201](https://arxiv.org/abs/1804.05201) [hep-ex] (2018)
110. O.V. Selyugin, J.R. Cudell, Odderon, HEGS model and LHC data, in *Diffraction and Low-x 2018 (Diffflow2018) Reggio Calabria, Italy, August 26-September 1, 2018*, (2018). [arXiv:1810.11538](https://arxiv.org/abs/1810.11538)
111. R. Brun, F. Rademakers, Nucl. Instrum. Methods A **389**, 81 (1997)
112. F. James, M. Roos, Comput. Phys. Commun. **10**, 343 (1975)
113. D.A. Fagundes, M.J. Menon, P.V.R.G. Silva, Nucl. Phys. A **966**, 185 (2017)
114. M.M. Block, Nucl. Instrum. Methods. A **556**, 308 (2006). [arXiv:physics/0506010](https://arxiv.org/abs/physics/0506010)