

Original citation:

Calway, A.D., Knutsson, H. and Wilson, Roland, 1949- (1991) Multiresolution estimation of 2-D disparity using a frequency domain approach. University of Warwick. Department of Computer Science. (Department of Computer Science Research Report). (Unpublished) CS-RR-196

Permanent WRAP url:

<http://wrap.warwick.ac.uk/60885>

Copyright and reuse:

The Warwick Research Archive Portal (WRAP) makes this work by researchers of the University of Warwick available open access under the following conditions. Copyright © and all moral rights to the version of the paper presented here belong to the individual author(s) and/or other copyright owners. To the extent reasonable and practicable the material made available in WRAP has been checked for eligibility before being made available.

Copies of full items can be used for personal research or study, educational, or not-for-profit purposes without prior permission or charge. Provided that the authors, title and full bibliographic details are credited, a hyperlink and/or URL is given for the original metadata page and the content is not changed in any way.

A note on versions:

The version presented in WRAP is the published version or, version of record, and may be cited as it appears here. For more information, please contact the WRAP Team at: publications@warwick.ac.uk



<http://wrap.warwick.ac.uk/>

Research report 196

MULTIRESOLUTION ESTIMATION OF 2-D DISPARITY

USING A FREQUENCY DOMAIN APPROACH

A.D. CALWAY, H KNOTSSON AND R. WILSON

RR196

An efficient algorithm for the estimation of the 2-d disparity between a pair of stereo images is presented. Phase based methods are extended to the case of 2-d disparities and shown to correspond to computing local correlation fields. These are derived at multiple scales via the frequency domain and a coarse-to-fine 'focusing' strategy determines the final disparity estimate. Fast implementation is achieved by using a generalised form of wavelet transform, the multiresolution Fourier transform (MFT), which enables efficient calculation of the local correlations. Results from initial experiments on random noise stereo pairs containing both 1-d and 2-d disparities, illustrate the potential of the approach.

Multiresolution Estimation of 2-d Disparity Using a Frequency Domain Approach*

A.D. Calway, H. Knutsson[†] and R. Wilson.

Dept. of Computer Science,
University of Warwick,
Coventry CV4 7AL, England.

[†] Computer Vision Laboratory,
Linköping University,
S-581 83 Linköping, Sweden.

Abstract

An efficient algorithm for the estimation of the 2-d disparity between a pair of stereo images is presented. Phase based methods are extended to the case of 2-d disparities and shown to correspond to computing local correlation fields. These are derived at multiple scales via the frequency domain and a coarse-to-fine 'focusing' strategy determines the final disparity estimate. Fast implementation is achieved by using a generalised form of wavelet transform, the multiresolution Fourier transform (MFT), which enables efficient calculation of the local correlations. Results from initial experiments on random noise stereo pairs containing both 1-d and 2-d disparities, illustrate the potential of the approach.

1 Introduction

Estimating the disparity between a pair of binocular images in order to determine depth information from a scene has received considerable attention for a number of years. Essentially a problem of finding corresponding points in the two views of the scene, the complexity of the task is considerable, involving not only the estimation of relative 2-d displacements, but with the added complication of taking into account such effects as geometric transformations and occlusions. This is reflected in the wide range of approaches to solving the problem that have been previously investigated, see eg [1, 2].

*Submitted to ECCV 92, Genova, Italy

Recently, some of the problems have been successfully addressed by the use of frequency domain methods in the form of phase differencing. Using localised frequency representations similar to that proposed by Gabor [3], local phase differences between bandpass filtered versions of the binocular images provide robust estimation of disparity [4, 5, 6]. In addition, by incorporating such methods within some form of multiscale framework, efficient solutions to the problem of matching can be obtained by using coarse-to-fine analysis [4, 6]. Nevertheless, these methods are not without their shortcomings. To the authors' knowledge, no straightforward extension to 2-d disparity estimation has been devised and the use of bandpass filters with constant relative bandwidth over scale would appear to be an unwelcome restriction: significant events in a scene are in general broadband and in any case there is no reason why the disparity between the views of a given object should be directly linked to its size or frequency content.

The work presented here is an attempt to address these problems. It is shown that the use of local correlations is a natural extension of phase based methods to 2-d and that these can be efficiently computed via the Fourier domain. Moreover, by making use of a generalised form of wavelet transform, the multiresolution Fourier transform (MFT) [7, 8, 9], they can be calculated over multiple scales and enable a fast coarse-to-fine matching strategy to be adopted. This removes the link between scale and disparity apparent in previous methods. After outlining the principles of the algorithm and its implementation, results of experiments using random noise stereo pairs are presented to illustrate the potential of the approach.

2 Multiresolution Disparity Estimation

The purpose of this section is to outline the main features of the algorithm and to indicate its relationship with phase based methods. Towards this end, consider a 2-d image $x(\vec{\xi})$ at a depth Δ from the reference (vergence) plane in a binocular system, where $\vec{\xi} = (\xi_1, \xi_2)$ is the coordinate in 2-d space. Ignoring any effects such as scaling and occlusion, the left and right images in the system are related by

$$x_R(\vec{\xi}) = x_L(\vec{\xi} + \vec{d}) \quad (1)$$

where the 2-d disparity \vec{d} is proportional to the depth Δ . This relationship can also be considered in the Fourier domain as

$$\hat{x}_R(\vec{\omega}) = \hat{x}_L(\vec{\omega}) \exp[j\vec{\omega} \cdot \vec{d}] \quad (2)$$

where ' \cdot ' denotes scalar product, $j = \sqrt{-1}$ and $\hat{x}(\vec{\omega})$ is the 2-d Fourier transform (FT) of $x(\vec{\xi})$. The significance of (2) is that it suggests a means of estimating \vec{d} using the phase of the inner product between $\hat{x}_L(\vec{\omega})$ and $\hat{x}_R(\vec{\omega})$, ie

$$\arg[\hat{x}_L(\vec{\omega})\hat{x}_R^*(\vec{\omega})] = -(\vec{\omega} \cdot \vec{d}) \quad (3)$$

Thus, providing the direction of \vec{d} is known (eg when considering horizontal disparities) and spectral estimates of the left and right images are obtained at some known frequency $\vec{\omega}$, then estimation of \vec{d} can be made using (3). This is the basis of phase differencing approaches. However, the situation is less clear when the direction of disparity is unknown, as is the case in most natural stereopsis problems [10, 11]. In this instance, single frequency estimates will mean that \vec{d} is indeterminate; to determine \vec{d} requires more than one frequency estimate in different radial directions. This then poses the question as to what is the most appropriate way of estimating \vec{d} : to use a subset of frequencies or to devise a method using all frequencies. Given that in most natural scenes it is impossible to predict a priori in which frequency bands significant events will lie, it would seem that the latter should be the preferred option. In fact, such a method of solution can be readily formulated in terms of a least-squares problem and corresponds to selecting \vec{d} to maximise the function

$$\rho(\vec{d}) = \mathcal{F}^{-1}[\hat{x}_L(\vec{\omega})\hat{x}_R^*(\vec{\omega})] = \frac{1}{4\pi^2} \int_{-\infty}^{\infty} \hat{x}_L(\vec{\omega})\hat{x}_R^*(\vec{\omega}) \exp[j\vec{\omega} \cdot \vec{d}] d\vec{\omega} \quad (4)$$

where \mathcal{F}^{-1} denotes the inverse 2-d FT. The maximisation therefore amounts to finding the ‘phase correction’ term $(\vec{\omega} \cdot \vec{d})$ which maximises the inner product between the spectra of the binocular images, ie $\arg[\hat{x}_R^*(\vec{\omega})]$ is ‘rotated’ so as to minimise the squared error between the spectra. Moreover, (4) can be written in terms of the spatial domain as [12]

$$\rho(\vec{d}) = \int_{-\infty}^{\infty} x_L(\vec{\xi})x_R(\vec{\xi} + \vec{d}) d\vec{\xi} \quad (5)$$

which is just the cross correlation between $x_L(\vec{\xi})$ and $x_R(\vec{\xi})$. Maximising (4) therefore corresponds to finding the peak in the correlation field and the connection between phased based methods and correlation is made clear: the latter provides a natural extension of the former to deal with 2-d disparities, by making use of the whole frequency domain.

Of course, simply computing the global correlation between the left and right images is inappropriate except in the most trivial of cases. In practice, the interocular disparity will be inherently local; objects in a scene are necessarily confined to some finite spatial region and exist at differing depths, implying that any correspondence measurements must also be based on local properties [6]. This can be achieved in the present case by considering local correlations between neighbourhoods in the binocular images, ie find the \vec{d} , denoted by $\vec{d}(\vec{\xi}_1, \vec{\xi}_2)$, which maximises

$$\rho(\vec{\xi}_1, \vec{\xi}_2, \vec{d}) = \frac{1}{4\pi^2} \int_{-\infty}^{\infty} \hat{x}_L(\vec{\xi}_1, \vec{\omega})\hat{x}_R^*(\vec{\xi}_2, \vec{\omega}) \exp[j\vec{\omega} \cdot \vec{d}] d\vec{\omega} \quad (6)$$

where the global spectra in (4) are now replaced by the local spectra $\hat{x}_L(\vec{\xi}_1, \vec{\omega})$ and $\hat{x}_R(\vec{\xi}_2, \vec{\omega})$, centred at $\vec{\xi}_1$ and $\vec{\xi}_2$ respectively, and defined according to

$$\hat{x}(\vec{\xi}, \vec{\omega}) = \int_{-\infty}^{\infty} w(\vec{\chi} - \vec{\xi})x(\vec{\chi}) \exp[-j\vec{\omega} \cdot \vec{\chi}] d\vec{\chi} \quad (7)$$

where $w(\vec{\xi})$ is some appropriate window function, ie $\hat{x}(\vec{\xi}, \vec{\omega})$ is a windowed FT reminiscent of the Gabor representation [3]. It is these equations which underlie the disparity estimation used in the present work: derive local correlation fields $\rho(\vec{\xi}_1, \vec{\xi}_2, \vec{d})$ by computing the inverse FT of $\hat{x}_L(\vec{\xi}_1, \vec{\omega})\hat{x}_R^*(\vec{\xi}_2, \vec{\omega})$ and find the peak to give the disparity $\vec{d}(\vec{\xi}_1, \vec{\xi}_2)$.

The above formulation also suggests a means of overcoming the matching problem, ie selecting $\vec{\xi}_1$ and $\vec{\xi}_2$ in (6). If the neighbourhoods used in the correlations are too small, then finding the best match will involve extensive searching, whereas neighbourhoods which are too large will be susceptible to error due to the presence of more than one disparity. As has been previously noted, eg in [4, 6, 2], the solution is to employ some form of coarse-to-fine analysis so that the disparity estimates can be ‘focused’ over multiple scales. This approach can be incorporated here by defining the local correlations to be dependent upon a scale parameter σ , ie

$$\rho(\vec{\xi}_1, \vec{\xi}_2, \sigma, \vec{d}) = \frac{1}{4\pi^2} \int_{-\infty}^{\infty} \hat{x}_L(\vec{\xi}_1, \vec{\omega}, \sigma) \hat{x}_R^*(\vec{\xi}_2, \vec{\omega}, \sigma) \exp[j\vec{\omega} \cdot \vec{d}] d\vec{\omega} \quad (8)$$

where the local spectra are now scale dependent and correspond to multiresolution Fourier transforms (MFT) [7, 8, 9]

$$\hat{x}(\vec{\xi}, \vec{\omega}, \sigma) = \sigma \int_{-\infty}^{\infty} w(\sigma(\vec{\chi} - \vec{\xi})) x(\vec{\chi}) \exp[-j\vec{\omega} \cdot \vec{\chi}] d\vec{\chi} \quad (9)$$

ie a ‘stack’ of windowed FTs in which the locality of the spectral estimates is varied as a function of σ . Using (8), it is therefore possible to derive local correlation fields, and thus disparity estimates, at multiple spatial resolutions via the Fourier domain. Moreover, there is now no longer a link between those disparity estimates and a specific frequency band as in previous multiscale approaches; in this case, the estimates are based on information from the whole of the frequency domain.

It is now possible to summarise the multiresolution scheme used to derive the required disparity field. Starting at some suitably large scale σ_0 , local correlations between neighbourhoods centred at the same spatial positions in the left and right images are formed according to (8) and the disparities $\vec{d}(\vec{\xi}, \vec{\xi}, \sigma_0)$ found which maximise $\rho(\vec{\xi}, \vec{\xi}, \sigma_0, \vec{d})$. A disparity field $\vec{D}(\vec{\xi}, \sigma_0)$ is then generated such that $\vec{D}(\vec{\xi}, \sigma_0) = \vec{d}(\vec{\xi}, \vec{\xi}, \sigma_0)$, ie it represents the current disparity estimate with respect to the left image at spatial position $\vec{\xi}$ and scale σ_0 . The scheme then proceeds through smaller and smaller scales ($\sigma_0 < \sigma_1 \dots < \sigma_{m-1} < \sigma_m$), deriving disparity fields at each scale according to the following update rule

$$\vec{D}(\vec{\xi}, \sigma_{k+1}) = \vec{D}(\vec{\xi}, \sigma_k) + \vec{d}(\vec{\xi}, \vec{\xi} + \vec{D}(\vec{\xi}, \sigma_k), \sigma_{k+1}) \quad 0 \leq k < m \quad (10)$$

where the first term on the rhs serves as both the previous estimate and the ‘focusing’ term - defining the pair of regions to be correlated - and the second term is the disparity update at scale σ_{k+1} based on the current correlation. The local correlations performed at smaller scales are therefore directed by the disparity estimates obtained at larger scales, producing a more refined estimate at each stage. The final estimate is then given by the disparity field $\vec{D}(\vec{\xi}, \sigma_m)$ defined at scale σ_m .

3 Implementation

3.1 The Discrete MFT

The algorithm described above is based upon the MFT as defined by (9). This is a generalised form of wavelet transform designed specifically to enable local Fourier analysis to be performed at multiple scales [9]. A brief summary of the essential properties of the discrete transform is given here. For a discrete 2-d image $x(\vec{\xi}_i)$, its MFT at scale $\sigma(n)$, frequency $\vec{\omega}_j(n)$ and position $\vec{\xi}_i(n)$ is given by

$$\hat{x}(\vec{\xi}_i(n), \vec{\omega}_j(n), \sigma(n)) = \sum_k w_n(\vec{\xi}_k - \vec{\xi}_i(n)) x(\vec{\xi}_k) \exp[-j\vec{\xi}_k \cdot \vec{\omega}_j(n)] \quad (11)$$

where the discrete window sequence $w_n(\vec{\xi}_i)$ approximates a scaled version of a suitable continuous function $w(\vec{\xi})$, ie $w_n(\vec{\xi}_i) = \sigma(n)w(\sigma(n)\vec{\xi}_i)$. Thus, for some value of $\sigma(n)$, $\hat{x}(\vec{\xi}_i(n), \vec{\omega}_j(n), \sigma(n))$ is a discrete windowed FT of $x(\vec{\xi}_i)$ and corresponds to local frequency estimates centred at spatial positions $\vec{\xi}_i(n)$. As $\sigma(n)$ varies, the spatial and frequency resolution varies, and thus the transform as a whole consists of local estimates over a range of scales.

The two most important factors determining the properties of the MFT are the distribution of the sampling points $\vec{\xi}_i(n)$ and $\vec{\omega}_j(n)$, and the choice of the window sequence. In the present work, the 2-d transform has been formed as the cartesian product of 1-d transforms, and the sampling points in both domains distributed on regularly spaced square lattices of size $N_\xi(n) \times N_\xi(n)$ and $N_\omega(n) \times N_\omega(n)$, where $N_\xi(n)N_\omega(n) = 2N$ for an image of finite size $N \times N$ [9]. The window functions adopted here are bandlimited versions of the prolate spheroidal sequences [12]. These provide maximal spatial localisation and enable efficient computation of the transform using fast Fourier transform techniques [8]. A useful interpretation of the resulting transform is that of a quadtree structure in which the individual nodes are assigned the local spectra referring to the neighbourhood “below” the node and have four associated child nodes whose estimates refer to quadrants of the father’s neighbourhood (see Fig. 1). It is this hierarchical framework which forms the basis of the disparity focusing algorithm described below.

3.2 Disparity Focusing

The basic operation employed in the disparity estimation can now be expressed in terms of the discrete MFT coefficients of two binocular images, ie (cf (8))

$$\rho(\vec{\xi}_i(n), \vec{\xi}_k(n), \sigma(n), \vec{d}) = F_{N_\omega(n)}^{-1} \left[\hat{x}_L(\vec{\xi}_i(n), \vec{\omega}_j(n), \sigma(n)) \hat{x}_R^*(\vec{\xi}_k(n), \vec{\omega}_j(n), \sigma(n)) \right] \quad (12)$$

where $F_{N_\omega(n)}^{-1}$ denotes the inverse 2-d discrete FT (DFT) of size $N_\omega(n) \times N_\omega(n)$ and the local correlation is performed between neighbourhoods centred at $\vec{\xi}_i(n)$ and $\vec{\xi}_k(n)$ in the left and right images respectively. A correlation field of size $N_\omega(n) \times N_\omega(n)$ is thereby

obtained, in which the position of the peak indicates the relative 2-d displacement between the two neighbourhoods. This gives a maximum detectable displacement of $\pm N_\omega(n)/2$ along each axis.

The disparity focusing algorithm is best described in terms of the quadtree framework discussed above. A level of the MFT, $n = n_0$ say, is chosen as the starting level (typically corresponding to $N_\omega(n) = 64$ in the experiments) and either the left or right channel selected as the reference channel. The algorithm then proceeds according to the following steps:

1. Cross correlations between corresponding nodes on level n_0 are formed and peak positions in the correlation fields assigned to the relevant nodes in the reference channel.
2. For a father node in the reference channel on level n_0 , its child nodes at level $n_0 + 1$ are compared with those on the same level in the other channel according to the disparity estimate at the father node. If the estimate is greater than half a block at level $n_0 + 1$ along either or both coordinates, the child nodes are compared with their relevant "neighbours" in the other channel; otherwise they are compared with their corresponding nodes. The peak positions in the resulting correlation fields are used to produce an updated estimate (cf (10)), which is then assigned to the relevant nodes on level $n_0 + 1$ of the reference channel.
3. The process proceeds to level $n_0 + 2$, nodes are compared according to the disparities obtained at the previous level (ie to the nearest block interval) and a new disparity estimate produced. This process then continues through subsequent levels until some final level $n_0 + m$ is reached.

The result of this hierarchical scheme is a set of disparity estimates defined at levels $n_0 \leq n \leq n_0 + m$, with the spatial resolution of each estimate being determined by the corresponding resolution of the MFT level.

4 Experiments

To test the algorithm, experiments were performed on random noise stereo pairs with horizontal and 2-d disparities. The images were of size 256×256 pixels with 8-bit grey level resolution. The MFTs of each image were generated and the levels with $16 \leq N_\omega(n) \leq 64$ used in the focusing algorithm.

The test image pairs are shown in Fig. 2. The first of these consists of only horizontal disparities, linearly increasing in the positive and negative directions to a peak of ± 16 pixels in the centre of the upper and lower halves of the image respectively, ie forming inward and outward projecting peaks when viewed stereoscopically. The second pair incorporates 2-d disparities by varying the relative displacement as a function of the radius from the centre of the image; the disparity at the edges is 16 pixels.

Results of the experiments are shown in Fig. 3 and show the estimates obtained on each of the four levels. The luminance value in these images indicates the magnitude of the disparity and the colour its direction, ie green denotes a positive and red a negative horizontal disparity respectively. These results show clearly the focusing steps of the algorithm and the final estimates correspond well to the known disparity variation.

5 Conclusions

An algorithm to compute the 2-d disparity between a pair of binocular images has been presented. The approach is based on the calculation of local correlation fields over multiple scales using a frequency domain method. This has been shown to be a natural extension of phase differencing techniques to deal with 2-d disparities. Efficient implementation of the algorithm is achieved by making use of the MFT. A disparity focusing scheme enables fast matching of corresponding regions in the two images and the results obtained from experiments illustrate the satisfactory performance of the approach.

It should be emphasized however, that the work presented here is in its preliminary stages. The initial experiments suggest that the approach has considerable potential, although the simplicity of particularly the matching will clearly lead to difficulties when dealing with more complex natural scenes. Work is therefore under way in extending the approach, most notably in the areas of deriving symmetrical disparity fields and focusing from multiple peaks at the larger scales. In addition, future work will concentrate on incorporating both local transformation and feature information into the algorithm. Perhaps the most interesting aspect of this work is that due to the flexibility and richness of representation provided by the MFT, the potential exists for incorporating such extensions within the same framework. Moreover, when coupled with previous work [13, 14, 9], it serves as further evidence for the possibility of a unified approach to low-level vision, based on a generalised wavelet transform.

References

- [1] S.T.Barnard and M.A.Fischler, "Computational stereo", *ACM Computing Surveys*, 14, 4, pp. 553-572, 1982.
- [2] M.M.Fleck, "A topological stereo matcher", *Int. J. Comp. Vision*, 6, 3, 1991.
- [3] D.Gabor, "Theory of communication", *Proc. IEE*, 93, pp. 429-441, 1946.
- [4] A.D.Jepson and D.J.Fleet, "Fast computation of disparity from phase differences", *Proc. IEEE CVPR*, San Diego, pp. 398-403, 1989.
- [5] T.Sanger, "Stereo disparity computation using Gabor filters", *Biol. Cybern*, 59, pp. 405-418, 1988.

- [6] R. Wilson and H. Knutsson, "A multiresolution stereopsis algorithm based on the Gabor representation", *Proc. IEE 3rd Int. Conf. Image Process. & its Appl.*, Warwick, 1989.
- [7] R. Wilson and A.D. Calway, "A general multiresolution signal descriptor and its application to image analysis", *Proc. EUSIPCO-88*, pp. 663-666, Grenoble, 1988.
- [8] A.D. Calway, *The Multiresolution Fourier Transform: A General Purpose Tool for Image Analysis*, Ph.D. Thesis, Warwick Univ., 1989.
- [9] R. Wilson, A.D. Calway, and E.R.S. Pearson, "A generalised wavelet transform for Fourier analysis: the multiresolution Fourier transform and its application to image and audio signal analysis", accepted for publication, *IEEE Trans. Inform. Th.*, 1991.
- [10] H.C. Longuet-Higgins, "The role of vertical dimension in stereoscopic vision", *Perception*, 11, pp. 377-386, 1982.
- [11] J. Mayhew, "The interpretation of stereo-disparity information: the computation of surface orientation and depth", *Perception*, 11, pp. 387-403, 1982.
- [12] A. Papoulis, *Signal Analysis*, New York: McGraw-Hill, 1977.
- [13] R. Wilson and M. Spann, *Image Segmentation and Uncertainty*, Letchworth, Res. Studies Pr., 1988.
- [14] A.D. Calway and R. Wilson, "Curve extraction in images using the multiresolution Fourier transform", *Proc. IEEE ICASSP-90*, pp. 2129-2132, Albuquerque, 1990.

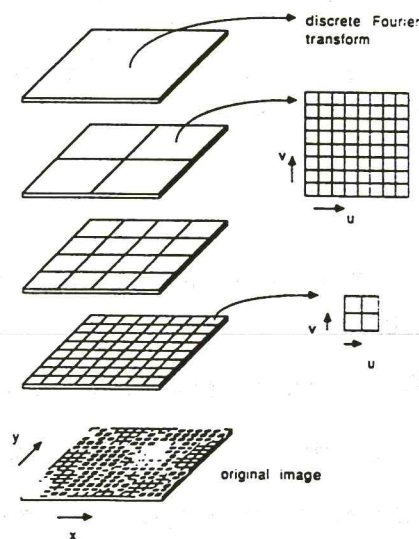




Figure 1: The MFT viewed as a quadtree in which the nodes are assigned the relevant local spectra corresponding to the region "below" the node.




(a)




(b)

Figure 2: (a) Stereo pair containing horizontal disparities. (b) Stereo pair containing 2-d disparities.



(a)



(b)

Figure 3: Disparity estimates produced by focusing algorithm from the stereo pairs in Fig. 2.

