



## Strathprints Institutional Repository

**Al-Kadhimi, Ahmed A. H and Khalaf, Abedawn I. and Al-Janabi, Khalaid M. M and Jameel, Suad A. (2015) Modified dowex-50 W-promoted synthesis of chalcones containing hydroxyl and nitro groups. Karbala International Journal of Modern Science. , <http://dx.doi.org/10.1016/j.kijoms.2014.12.001>**

This version is available at <http://strathprints.strath.ac.uk/50915/>

**Strathprints** is designed to allow users to access the research output of the University of Strathclyde. Unless otherwise explicitly stated on the manuscript, Copyright © and Moral Rights for the papers on this site are retained by the individual authors and/or other copyright owners. Please check the manuscript for details of any other licences that may have been applied. You may not engage in further distribution of the material for any profitmaking activities or any commercial gain. You may freely distribute both the url (<http://strathprints.strath.ac.uk/>) and the content of this paper for research or private study, educational, or not-for-profit purposes without prior permission or charge.

Any correspondence concerning this service should be sent to Strathprints administrator: [strathprints@strath.ac.uk](mailto:strathprints@strath.ac.uk)

# 1 Modified Dowex-50 W-Promoted Synthesis of Chalcones Containing Hydroxyl and Nitro Groups

2

3 Ahmed A. H. AL-KADHIMI,<sup>1</sup> Abedawn I. KHALAF,<sup>3,\*</sup> Khalid M. M. AL-JANABI,<sup>2</sup> Suad A.  
4 JAMEEL,<sup>1</sup>

5

6 <sup>1</sup>Department of Chemistry, College of Science, University of Tikrit, Iraq

7 <sup>2</sup>Department of Chemistry, College of Education, University of Tikrit, Iraq

8 <sup>3</sup>Department of Pure and Applied Chemistry, University of Strathclyde, 295 Cathedral Street, Glasgow,  
9 G1 1XL, UK

10 \*Corresponding author: E-mail: [abedawn.khalaf@strath.ac.uk](mailto:abedawn.khalaf@strath.ac.uk)

11

## 12 Abstract

13 Dowex-50W-sodium ion exchange was used after acidification and modification via nitration and  
14 sulfonation as a reusable catalyst for the synthesis of chalcones containing hydroxyl and nitro groups  
15 through condensation of substituted aldehydes and substituted acetophenone. This synthesis provides  
16 several advantages such as excellent yields of the required products. The prepared compounds (1-11)  
17 were identified by m.p., IR, CHN analysis, <sup>1</sup>H, and <sup>13</sup>C-NMR.

18 **Keywords:** Dowex resin, chalcones, Claisen-Schmidt condensation

19

## 1. Introduction

20 Chalcones have been used as intermediates for the preparation of compounds having therapeutic value.  
21 Literature review revealed that chalcone derivatives exhibited diverse pharmacological activities; such as  
22 potential cytotoxic agents, antimicrobial agents, antiviral and anti-inflammatory [1-4]. Chalcones can  
23 also be used as precursors for the synthesis of more complex molecules as well as in the synthesis of  
24 1,3-diarypropanol for the study of charge transfer in the field of photochemistry [5]. Based on the above  
25 observations it is worthwhile to use different methods to prepare these compounds in a high yield. These  
26 compounds are prepared by condensing aryl ketones with aromatic aldehydes in the presence of suitable  
27 condensing agent. Basic medium can be used in most cases. However, the acidic medium is required  
28 when it is desired to prepare chalcones bearing –OH and –NO<sub>2</sub> groups. With respect to the –OH group,  
29 the preparation of chalcones containing –OH (in the aldehyde part) in the basic medium cannot be used  
30 since the aldehydic phenol in this medium is not reactive enough due to the strong electron release of the  
31 phenoxide anion, which will reduce the electrophilicity of the carbonyl carbon, making the attack on the  
32 carbanion (derived from the aromatic ketone) less favourable [6]. Some bromonaphthyl chalcones  
33 containing –NO<sub>2</sub> group (in the three position of the aldehyde ring) have been prepared using SiO<sub>2</sub>–H<sub>2</sub>SO<sub>4</sub>  
34 as a re-usable catalyst [7] and therefore it was decided to use re-usable Dowex resins for the same  
35 purpose. Dowex has been used as a catalyst in the synthesis of oxazoline, imidazoline, thiazoline  
36 derivatives [8] and also in the conversion of dicarboxylic acid into monoesters [9].

37

## 38 2. Results and Discussion

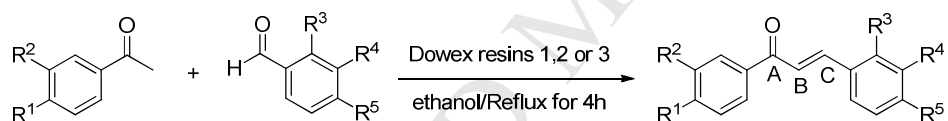
### 39 2.1. Modification of Dowex Resins:

40 The presence of the functional group in the resin can be identified by IR spectroscopy only due to the  
 41 insolubility of the resins. The IR spectra of the Dowex in the salt and in the acid forms are almost the  
 42 same except for the pronounced -OH broad band from the -SO<sub>3</sub>H in the acid form. The nitrated resin  
 43 showed distinguished -NO<sub>2</sub> absorptions at 1533 cm<sup>-1</sup> (asymmetric stretching) and at (1346 cm<sup>-1</sup>)  
 44 (symmetric stretching) while -SO<sub>2</sub> group appeared at 1332 cm<sup>-1</sup> (symmetric stretching). All three  
 45 modified resins 1, 2 and 3 were titrated with NaOH and the results showed that the acidity followed the  
 46 order 3>2>1.

47

## 48 2.2. Preparation of Chalcones:

49 The preparation of chalcones were carried out using Claisen-Schmidt condensation methodology using  
 50 equimolar amounts of aldehyde and ketone in the presence of the acidic modified Dowex resins as  
 51 catalyst and absolute ethanol as solvent. It was found that the yield of some of these chalcones increased  
 52 by using resin (3) which has the highest percent of -SO<sub>3</sub>H compared with previous studies in the literature  
 53 [11,12]. The IR spectra of the prepared chalcones showed strong bands in the range (1553-1610 cm<sup>-1</sup>)  
 54 due to the olefinic C=C stretching and (1643-1666 cm<sup>-1</sup>) due to the conjugated C=O with the double bond  
 55 which appeared at lower range due to the conjugation [13]. Also the spectra showed bands in the range  
 56 1447-1582 cm<sup>-1</sup> due to the aromatic double bond, while the phenolic -OH group showed a band in the  
 57 range (3225-3390 cm<sup>-1</sup>). Compounds containing the -NO<sub>2</sub> group showed bands in the range (1357-1330  
 58 cm<sup>-1</sup>) (symmetrical stretching) and at (1509-1528 cm<sup>-1</sup>) (asymmetric stretching). The IR and CHN data of  
 59 the prepared compounds are shown in (Table 3). The <sup>1</sup>H-NMR of the prepared chalcones showed  
 60 generally bands in the range 7.6-8.2 ppm due to the olefinic protons which are conjugated with the  
 61 carbonyl group while the phenolic compounds showed the -OH bonds in the range 9.6-10.2 ppm [13].  
 62 The <sup>13</sup>C-NMR for the prepared compounds generally showed a band between 187.6-189.5 ppm due to the  
 63 carbon of carbonyl group and carbon (B) in the range 126.8-118.2 ppm and carbon (C) in the range  
 64 139-146.6 [14]. The <sup>1</sup>H and <sup>13</sup>C-NMR data for compounds 4-14 are shown in (Table 4).



- (4) R<sup>1</sup>=NO<sub>2</sub>, R<sup>2</sup>=R<sup>3</sup>=R<sup>4</sup>=H, R<sup>5</sup>=OH  
 (5) R<sup>1</sup>=NO<sub>2</sub>, R<sup>2</sup>=R<sup>3</sup>=H, R<sup>4</sup>=OH, R<sup>5</sup>=H  
 (6) R<sup>1</sup>=H, R<sup>2</sup>=NO<sub>2</sub>, R<sup>3</sup>=R<sup>4</sup>=H, R<sup>5</sup>=OH  
 (7) R<sup>1</sup>=H, R<sup>2</sup>=NO<sub>2</sub>, R<sup>3</sup>=H, R<sup>4</sup>=OH, R<sup>5</sup>=H  
 (8) R<sup>1</sup>=NO<sub>2</sub>, R<sup>2</sup>=R<sup>3</sup>=R<sup>4</sup>=R<sup>5</sup>=H  
 (9) R<sup>1</sup>=H, R<sup>2</sup>=NO<sub>2</sub>, R<sup>3</sup>=R<sup>4</sup>=R<sup>5</sup>=H  
 (10) R<sup>1</sup>=R<sup>2</sup>=R<sup>3</sup>=H, R<sup>4</sup>=OH, R<sup>5</sup>=H  
 (11) R<sup>1</sup>=R<sup>2</sup>=R<sup>3</sup>=H, R<sup>4</sup>=OH, R<sup>5</sup>=H  
 (12) R<sup>1</sup>=R<sup>2</sup>=H, R<sup>3</sup>=NO<sub>2</sub>, R<sup>4</sup>=R<sup>5</sup>=H  
 (13) R<sup>1</sup>=R<sup>2</sup>=R<sup>3</sup>=H, R<sup>4</sup>=NO<sub>2</sub>, R<sup>5</sup>=H  
 (14) R<sup>1</sup>=R<sup>2</sup>=R<sup>3</sup>=R<sup>4</sup>=H, R<sup>5</sup>=NO<sub>2</sub>

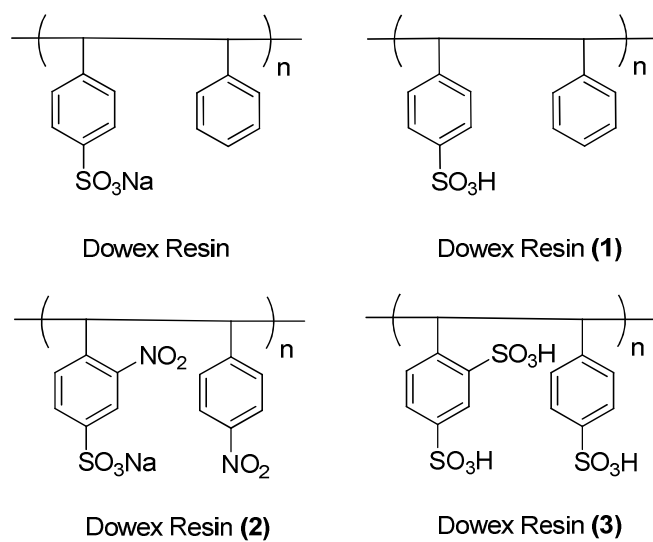
65

66

**Scheme 1:** Synthesis of Chalcones 4-14

67

68

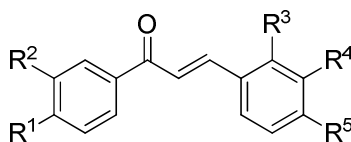


69

70 **Scheme 2:** Dowex resin, Dowex resin (1), (2), and (3).

71

72 **Table 1:** Physical properties of the chalcones (**4-14**) using modified Dowex (**1, 2 and 3**)



75

No.	Substituents	Yield % <sup>a</sup>	Colour	M.P. °C (Ref. M.P.)
4	R <sup>1</sup> =NO <sub>2</sub> , R <sup>2</sup> =H, R <sup>3</sup> =H, R <sup>4</sup> =H, R <sup>5</sup> =OH	37, 47, 73	Reddish-brown	185-187(204-205 <sup>15</sup> )
5	R <sup>1</sup> =NO <sub>2</sub> , R <sup>2</sup> =H, R <sup>3</sup> =H, R <sup>4</sup> =OH, R <sup>5</sup> =H	34, 46, 67	Pale green	195-196 <sup>(b16)</sup>
6	R <sup>1</sup> =H, R <sup>2</sup> =NO <sub>2</sub> , R <sup>3</sup> =H, R <sup>4</sup> =H, R <sup>5</sup> =OH	34, 49, 68	Light brown	197-200 <sup>(b17)</sup>
7	R <sup>1</sup> =H, R <sup>2</sup> =NO <sub>2</sub> , R <sup>3</sup> =H, R <sup>4</sup> =OH, R <sup>5</sup> =H	32, 49, 70	Dark green	188-191 <sup>(b18)</sup>
8	R <sup>1</sup> =NO <sub>2</sub> , R <sup>2</sup> =H, R <sup>3</sup> =H, R <sup>4</sup> =H, R <sup>5</sup> =H	33, 47, 71	Yellow	143-144(146 <sup>11</sup> )
9	R <sup>1</sup> =H, R <sup>2</sup> =NO <sub>2</sub> , R <sup>3</sup> =H, R <sup>4</sup> =H, R <sup>5</sup> =H	38, 51, 76	Yellow	129-131(130-131 <sup>18</sup> )
10	R <sup>1</sup> =H, R <sup>2</sup> =H, R <sup>3</sup> =H, R <sup>4</sup> =OH, R <sup>5</sup> =H	37, 48, 74	Dark brown	191-193(199-200 <sup>19</sup> )
11	R <sup>1</sup> =H, R <sup>2</sup> =H, R <sup>3</sup> =H, R <sup>4</sup> =H, R <sup>5</sup> =OH	34, 46, 71	Bronze	192-194(185-187 <sup>20</sup> )
12	R <sup>1</sup> =H, R <sup>2</sup> =H, R <sup>3</sup> =NO <sub>2</sub> , R <sup>4</sup> =H, R <sup>5</sup> =H	34, 46, 76	Yellow	126-130(125 <sup>21</sup> )
13	R <sup>1</sup> =H, R <sup>2</sup> =H, R <sup>3</sup> =H, R <sup>4</sup> =NO <sub>2</sub> , R <sup>5</sup> =H	36, 50, 79	Yellow	139-141(124 <sup>12</sup> )
14	R <sup>1</sup> =H, R <sup>2</sup> =H, R <sup>3</sup> =H, R <sup>4</sup> =H, R <sup>5</sup> =NO <sub>2</sub>	35, 49, 77	Yellow	157-159(158-160 <sup>22</sup> )

76 a) % Yields based on Dowex Resins (**1, 2 and 3**) respectively.

77 b) No MP was reported for this compound in the reference mentioned.

78

79 **Table 2:** Determination of %SO<sub>3</sub>H in the resins by titration with base

80

81

82

DS%	SO <sub>3</sub> H%	SO <sub>3</sub> H (g)	No of Milliequiv. Consumed	Dowex Resin and Modified Dowex
16.165	4.43	0.04438	0.55	Acidified Dowex by HCl (50%)
-----	5.72	0.05729	0.71	Nitrated Dowex
53.984	11.78	0.11782	1.46	Sulfonated Dowex

83

**Table 3:** IR and C.H.N analyses of compounds (4-14)

No	IR (KBr)/Cm <sup>-1</sup>	CHN analyses					
		%C Calculated	%C Found	%H Calculated	%H Found	%N Calculated	%N Found
4	1336 (sym. NO <sub>2</sub> ), 1514(assy. NO <sub>2</sub> ), 1558 (Ar), 1610 (C=C), 1649(C=O), 2232 (OH)	66.91	66.1	4.12	5.17	5.20	5.17
5	1344 (sym.NO <sub>2</sub> ), 1450 (Ar), 1515 (assy.NO <sub>2</sub> ), 1575(C=C), 3265 (OH)	66.91	66.1	4.12	4.88	5.20	5.30
6	1347 (sym.NO <sub>2</sub> ), 1515 (assy.NO <sub>2</sub> ), 1562( Ar), 1606(C=C), 1657(C=O), 3236 (OH)	66.91	66.1	4.12	5.10	5.20	5.31
7	1350 (sym.NO <sub>2</sub> ), 1453 (Ar), 1521 (assy.NO <sub>2</sub> ), 1588 (C=C), 1656 (C=O), 3390 (OH)	66.91	66.1	4.12	4.48	5.20	5.28
8	1330 (sym.NO <sub>2</sub> ), 1453 (Ar), 1514 (assy.NO <sub>2</sub> ), 1596 (C=C), 1658 (C=O)	71.14	71.20	4.38	4.50	5.53	5.41
9	1339 (sym.NO <sub>2</sub> ), 1481 (Ar), 1521 (assy.NO <sub>2</sub> ), 1598 (C=C), 1660 (C=O)	71.40	71.02	4.38	4.76	5.53	5.43
10	1577 (Ar), 1602 (C=C), 1650 (C=O), 3328 (OH)	80.34	80.42	5.39	5.51	-	-
11	1505 (Ar), 1553 (C=C), 1652 (C=O), 3225 (OH)	80.34	80.55	5.39	5.55	-	-
12	1338 (sym.NO <sub>2</sub> ), 1512 (assym.NO <sub>2</sub> ), 1574 (Ar), 1603 (C=C), 1666 (C=O)	71.14	71.31	4.38	4.52	5.53	5.33
13	1344 (sym.NO <sub>2</sub> ), 1523 (assy.NO <sub>2</sub> ), 1571 (Ar), 1602 (C=C), 1664 (C=O)	71.14	71.40	4.38	4.49	5.53	5.48
14	1338 (sym.NO <sub>2</sub> ), 1453 (Ar), 1514 (assy.NO <sub>2</sub> ), 1605 (C=C), 1656 (C=O)	71.14	71.27	4.38	4.42	5.53	5.43

84  
85

86

Table (4): <sup>1</sup>H and <sup>13</sup>C-NMR data of the chalcones (4-14)

NO	<sup>1</sup> H-NMR (DMSO-d <sub>6</sub> , ppm)	<sup>13</sup> C-NMR (DMSO-d <sub>6</sub> , ppm)
4	6.85(2H, s, Ar-H), 7.74-7.79(2H, d, <i>J</i> = 15.9Hz, CH=CH), 8.3-8.33(4H, m, Ar-H), 10.21(1H, s, OH).	188.0, 161.2, 150.3, 146.1, 143.4, 131.4, 131.1, 130.4, 126.4, 126.2, 124.4, 124.1, 118.2, 116.3, 116.1
5	6.89(2H, s, Ar-H), 7.27-7.32(2H, d-d, <i>J</i> = 15.9Hz, CH=CH), 8.36-8.39(4H, m, Ar-H), 9.69(1H, s, OH),	188.2, 158.4, 150.3, 146.2, 142.4, 136.2, 130.4, 130.1, 130.0, 124.4, 124.1, 122.0, 120.2, 118.3, 115.4
6	6.87(2H, m, Ar-H), 7.8-7.89(CH=CH, Ar-H), 8.49-8.80(4H, m, Ar-H)	187.4, 161.0, 150.2, 146.1, 142.3, 131.1, 130.4, 130.2, 130.0, 127.4, 124.3, 124.0, 120.4, 118.2, 116.4
7	6.91(2H, m, Ar-H), 7.3(2H, m, Ar-H), 7.7-7.83(3H, m, CH=CH and Ar-H), 8.45-8.56(2H, m, Ar-H), 8.7(1H, s, OH), 9.64(1H, s, -OH)	187.3, 158.4, 148.4, 140.3, 139.4, 136.2, 135.0, 130.3, 130.1, 127.0, 123.4, 121.4, 120.2, 118.3, 115.4
8	7.48(5H, s, Ar-H), 7.82-7.98(2H, m, CH=CH), 8.36-8.41(4H, m, Ar-H)	188.1, 150.4, 146.2, 142.4, 124.2, 142.0, 134.3, 131.4, 131.1, 130.3, 130.0, 129.4, 129.1, 128.9, 122.2
9	7.48(5H, s, Ar-H), 7.84-8.01(2H, m, CH=CH), 7.92-8.61(3H, m, Ar-H), 8.84(1H, s, Ar-H)	189.5, 160.0, 144.8, 138.4, 133.2, 131.4, 131.1, 129.3, 129.0, 128.1, 126.2, 126.1, 118.3, 116.4, 116.1
10	6.87(1H, m), 7.22(1H, br, s), 7.33-7.24(2H, m), 7.67(1H, d, <i>J</i> = 15.6Hz), 7.69-7.53(3H, m), 7.87(1H, d, <i>J</i> = 15.6Hz), 8.15-8.11(2H, m), 9.67(br, 1H, OH)	189.2, 160.2, 145.3, 138.4, 133.0, 131.4, 131.1, 129.1, 129.1, 128.3, 126.1, 126.3, 118.2, 116.4, 116.4
11	6.85(2H, m, Ar-H), 7.54(2H, m, Ar-H), 7.73(5H, s, Ar-H), 7.76(2H, m, Ar-H), 10.16(1H, s, OH)	189.3, 160.2, 145.4, 138.4, 133.2, 131.4, 131.1, 129.1, 129.0, 128.3, 126.2, 126.1, 118.3, 116.4, 116.1
12	7.70-7.89(5H, m, Ar-H), 7.92(H, d, <i>J</i> = 15.9Hz, CH=CH), 7.99(2H, m, Ar-H), 8.1(1H, m, Ar-H), 8.21(1H, d, <i>J</i> = 15.9Hz, CH=CH)	189.3, 149.4, 139.4, 137.3, 134.0, 133.4, 131.1, 130.4, 130.4, 129.4, 129.3, 129.1, 129.0, 126.1, 125.4
13	7.58(3H, m, Ar-H), 7.69-7.82(2H, m, Ar-H), 7.87(2H, m, Ar-H), 8.14-8.19(2H, d, <i>J</i> = 15.9Hz, CH=CH), 8.32(1H, m, Ar-H), 8.77(1H, s, Ar-H)	189.3, 148.4, 141.0, 137.4, 137.2, 135.2, 133.3, 130.1, 130.0, 129.3, 129.1, 129.0, 125.3, 125.1, 123.4
14	7.71-7.48(4H, m), 7.79(2H, d, <i>J</i> = 2H, d, <i>J</i> = 8.8Hz), 7.83(1H, d, <i>J</i> = 15.8Hz), 8.04(2H, m), 8.28(2H, d, <i>J</i> = 8.8Hz)	189.6, 141.5, 141.0, 137.5, 133.4, 133.3, 128.9, 128.8, 128.7, 128.6, 128.5, 125.7, 125.5, 124.2, 124.0

87

88

### 3. Experimental

89

#### 3.1. Materials and Instruments:

90

91

92

93

Melting points were recorded on electrothermal gallenkamp apparatus and uncorrected. IR spectra were recorded using KBr on Shimadzu 8400 S-FT-IR spectrophotometer.  $^1\text{H}$  and  $^{13}\text{C}$ -NMR were recorded at Al-Bayt University, Jordan using a Bruker, Vitra Shield 300MHz instrument with  $\text{DMSO-d}_6$  as solvent and TMS as internal standard. Elemental analyses were also carried out at the above university.

94

95

#### 3.2. Modification of Dowex [10]:

96

97

Cross linked sodium salt form Dowex (8%) with 20-50 mesh was used in this study and it was modified as follows:

98

99

100

101

102

a) **Conversion into acid form (1):** Hydrochloric acid (50%, 200 mL) was added to (20 g) of the resin (which was pre-dried at  $70^\circ$  for 24h) in a 250 mL round bottomed flask and the mixture was heated for 2h with stirring in a water bath at  $50^\circ\text{C}$ . The resin was then filtered, washed extensively with distilled water until all the acidic material was removed and then washed with small amount of methanol. After drying the weight of the recovered material was 16.9g.

103

104

105

106

107

b) **Nitration of Dowex (2):** Concentrated nitric acid (47 mL) and concentrated sulfuric acid (51mL) were mixed cautiously with cooling in an ice bath, and then 20 g of Dowex was added stepwise. The mixture was heated in a water bath at  $70^\circ\text{C}$  for 7h with stirring, and then the mixture was added carefully with stirring over a period of 30 min to distilled water (250 mL). The resin was filtered, washed with distilled water and dried as above. The weight of the recovered material was 24.2 g.

108

109

110

111

112

c) **Sulfonation of Dowex (3):** Concentrated sulfuric acid (100 mL) was added to 20 g of dried resin then the mixture was heated for 18 h with stirring in a water bath at  $90^\circ\text{C}$ . The mixture was added to distilled water (400 mL) in a beaker and stirred for 15 min; the resin was then filtered, washed and dried as above. The weight of the recovered material was 24.1 g. The structure of the (acidic forms) of the prepared resins are shown in (Table 1).

113

114

#### 3.3. Preparation of Chalcones (4-14):

115

116

117

118

119

120

121

122

The modified resins (0.50 g) (1, 2, and 3) were added to the ketone dissolved in absolute ethanol (5 mL) and the mixture was stirred at room temperature for 5 min. The reaction mixture was added to the aldehyde solution in (5 mL) of absolute ethanol, and then the resultant mixture was heated under reflux for 4 h. The hot reaction mixture was filtered immediately to separate the insoluble resin, then the filtrate was cooled and the precipitate was filtered, recrystallized from absolute ethanol (10 mL) and washed with cold ether. All the reacted aldehydes and ketones were reacted in equimolar rations as shown in (Table 2).

123

124

#### 3.4. Determination of % $-\text{SO}_3\text{H}$ in the Resins:

125

126

The dried resin (1.00 g) containing  $-\text{SO}_3\text{H}$  group was treated with distilled water (20 mL) for swelling,



127 then it was treated with hydrochloric acid (0.1N, 20 mL) for 24 h. Following this it was transferred into  
 128 a separating funnel and the acid aqueous layer was removed. The resin was washed extensively with  
 129 distilled water until pH 7. Sodium hydroxide solution (0.1N, 15 mL) was added to the acidified resin,  
 130 then the excess basic solution was removed and collected in conical flask and the resin in the funnel was  
 131 further washed with distilled water until all the base was removed. The whole basic solution was then  
 132 titrated with hydrochloric acid (0.1N) in the presence of methyl orange as indicator. The % -SO<sub>3</sub>H weight  
 133 of the resin could be determined from the following equation:

134

$$wt\ of\ -SO_3H = \frac{M. wt\ of\ -SO_3H \times (N)_{NaOH} \times V_{NaOH}}{1000}$$

135

136 The results of % -SO<sub>3</sub>H of the modified resins are shown in (Table 5).

137

#### 138 4. Conclusion

139 The acidic modification of the Dowex resin proved to be a useful method for the synthesis of chalcones  
 140 using Claisen-Schmidt condensation methodology, and in particular those bearing the nitro and hydroxyl  
 141 substituents. Thus, eleven substituted chalcones were prepared using this acid medium with ease.  
 142 Isolation and purification were achieved without the need for column chromatography or complex work  
 143 up.

144

#### References

- 145 1. Bhat, B. A, Dhar, K. L, Puri, S. C., Saxena, A. K., Shanmugavel, M., Qazi, G. N. (2005) Synthesis  
 146 and biological evaluation of chalcones and their derived pyrazoles as potential cytotoxic agents.  
 147 *Bioorg & Med Chem*, 15, 3177-3180.
- 148 2. Kalirajan, R., Palanivelu, M., Rajamanickam, V., Vinothapooshan, G., Anandarajapopal, K.,  
 149 (2007) Synthesis and biological evaluation of some chalcone derivatives. *Int J Chem Sci*, 5, 73-80.
- 150 3. Gupta, U., Sareen, V., Khatri, V., Chugh, S., (2005) Synthesis and antifungal activity of new  
 151 fluorine containing 4-(substituted phenylazo)pyrazoles and isoxazoles. *Indian J Hetero Chem*, 14,  
 152 265-266.
- 153 4. (a) Pandey, V. K., Gupta, V. D., Tiwari, D. N., (2004) Substituted benzoxazines as potential  
 154 antiviral agents. *Indian J Hetero Chem*, 13, 399-400. (b) Mishra, R. M., Abdul Wahab, A., Mishra,  
 155 A. R., (2003) Synthesis and fungicidal activity of some new 2,3-dihydro-4H-benzimidazolo[3,2-  
 156 b][1,3]-thiazine-4-ones. *Indian J of Hetero Chem*, 13, 29-32.
- 157 5. (a) Khalaf, A. I., Badman, C. E., Ennis, M. P., Horspool, W. M., Sultana, Q., (2010) The influence  
 158 of aryl-aryl interactions in the photochemistry of some 1,3-diarylpropanes. *Trends in  
 159 Photochemistry & Photobiology*, 12,1- 5 (b) Al-Kadhimi, A A, Al-Hamdany, A J, Jasim, S S,  
 160 (2012) Synthesis and antibacterial evaluation of bis-pyrrolidinyl ketones. *Res J Pharm, Biol Chem  
 161 Sci*, 3, 908-921.
- 162 6. March, J. (2000) *Advanced Organic Chemistry*, 4<sup>th</sup> edition: Reactions, Mechanism and Structure,  
 163 Mc Graw-Hill.
- 164 7. Thirunarayan, G., Vanagamudi, G., (2006) Synthesis of some 4-bromo-1-naphthyl chalcones  
 165 using silica-sulfuric acid reagent under solvent free conditions. *ARKIVOC*, 12, 58-64.

- 168 8. Bazgir, A., Mostafa, M., Yousef, F., (2009) Dowex-50W-promoted synthesis of oxazoline,  
169 imidazoline and thiazoline derivatives. *The Open Catalysis J*, 163-165.
- 170 9. Nishiguchi, T., Ishii, Y., Fujisaki, S., (1999) Selective monoesterification of dicarboxylic acids  
171 catalyzed by ion-exchange resins. *J Chem. Soc. Perkin Trans., 1*, 3023-3027.
- 172 10. Al-Kadhimi, A., Al-Juboory, F., (2012) some chemical modification of Dowex via nitration,  
173 chlorosulfonation, sulfonation. *Iraqi J Polymers*, 16, 75-82.
- 174 11. Itsuno, S. M., Ito, K., (1990) Polymer supported poly (amino acid) an asymmetric epoxidation  
175 catalyzed of  $\alpha$ -B-unsaturated ketones. *J Org Chem*, 55, 6047-6049.
- 176 12. Kalirajan, R., Sivakumar, S., Jubie, U., Gowramma, S., B., Suresh, B., (2009) Synthesis and  
177 biological evaluation of some heterocyclic derivatives of chalcones. *Int J ChemTech Research*, 1,  
178 27-34.
- 179 13. Williams, D. H. and Fleming, I. (1987) "Spectroscopic methods in organic chemistry", 4<sup>th</sup> ed.,  
180 McGraw Hill Maiden head.
- 181 14. Mistry, B. D., (2009) "Handbook of spectroscopic data in chemistry UV, IR, <sup>1</sup>HNMR, <sup>13</sup>CNMR and  
182 Mass spectroscopy" Oxfordbook Company , Gopapura by Pass Road, Jaipur.
- 183 15. Gusak, K. N., Kozlov, N. G., (2003) Synthesis of 4,7-Phenanthroline Derivatives by Condensation  
184 of Arylmethylene(6-quinolyl)amines with Hydroxy- and Nitro-substituted Acetophenone. *Russ. J.*  
185 *Gen. Chem.* (Translation of *Zh. Obshch. Khim.*), 73, 964-967.
- 186 16. Tiwari, V., Singh, J. P., Sharma, P., Dangi, L. L., Dulawat, S. S., (2011) Microwave assisted  
187 improved synthesis of chalcones under microwave irradiation and their antibacterial activity. *J*  
188 *Chem, Biolog and Phys Sci*, 1, 22-27.
- 189 17. Chaudhari, R. P., Doshi, A. V., (2012) Synthesis and study of a novel homologous series of  
190 mesogens with ethylene link:  $\alpha$ -3-[4'-n-alkoxycinnamoyloxy]phenyl- $\beta$ -3"-nitro benzoyl ethylenes.  
191 *Pharma Chemica*, 4, 1270-1276.
- 192 18. Szell, T., (1958) Syntheses and properties of nitrohydroxychalcones, *Chem Ber*, 91, 2609-2614.
- 193 19. Tanasescu, I., Hodosan, F., (1956) The photodimerization of nitrocinnamic acids and  
194 nitrochalcones. *Rev chim, Acad rep populare Romine*, 1, 39-55.
- 195 20. Sarda, S. R., Jadhav, W. N., Bhusare, S. R., Wasmatkar, S. K., Dake, S. A., Pawar, R. P., (2009)  
196 Solvent-free NaOH-Al<sub>2</sub>O<sub>3</sub>-supported synthesis of 1,3-diaryl-2-propene-1-ones. *Int. J. ChemTech*  
197 *Research*, 1, 265-269.
- 198 21. Dilthey W., Neuhaus, L., Schommer, W., (1929) Heteropolar carbon compounds. IX. Action of the  
199 nitro group in the halochromy of chalcones. *J. Prakt. Chem (Leipzig)*, 123: 235240.
- 200 22. Irie, K., Watanabe, K., (1980) Aldol condensations with metal(II) complex catalysts. *Bull. Chem.*  
201 *Soc. Jpn.*, , 53,1366-1371.