

Tailored two-photon correlation and fair-sampling: a cautionary tale

This content has been downloaded from IOPscience. Please scroll down to see the full text.

2013 New J. Phys. 15 083047

(<http://iopscience.iop.org/1367-2630/15/8/083047>)

View [the table of contents for this issue](#), or go to the [journal homepage](#) for more

Download details:

IP Address: 130.159.82.88

This content was downloaded on 08/08/2014 at 09:42

Please note that [terms and conditions apply](#).

Tailored two-photon correlation and fair-sampling: a cautionary tale

J Romero^{1,3}, D Giovannini¹, D S Tasca¹, S M Barnett²
and M J Padgett¹

¹ School of Physics and Astronomy, SUPA, University of Glasgow,
Glasgow G12 8QQ, UK

² Department of Physics, SUPA, University of Strathclyde,
Glasgow G4 ONG, UK

E-mail: jacq.romero@gmail.com

New Journal of Physics **15** (2013) 083047 (10pp)

Received 30 May 2013

Published 23 August 2013

Online at <http://www.njp.org/>

doi:10.1088/1367-2630/15/8/083047

Abstract. We demonstrate an experimental test of the Clauser–Horne–Shimony–Holt (CHSH) Bell inequality which seemingly exhibits correlations beyond the limits imposed by quantum mechanics. Inspired by the idea of Fourier synthesis, we design analysers that measure specific superpositions of orbital angular momentum (OAM) states, such that when one analyser is rotated with respect to the other, the resulting coincidence curves are similar to a square-wave. Calculating the CHSH Bell parameter, S , from these curves result to values beyond the Tsirelson bound of $S_{\text{QM}} = 2\sqrt{2}$. We obtain $S = 3.99 \pm 0.02$, implying almost perfect nonlocal Popescu–Rohrlich correlations. The ‘super-quantum’ values of S is only possible in our experiment because our experiment, subtly, does not comply with fair-sampling. The way our Bell test fails fair-sampling is not immediately obvious and requires knowledge of the states being measured. Our experiment highlights the caution needed in Bell-type experiments based on measurements within high-dimensional state spaces such as that of OAM, especially in the advent of device-independent quantum protocols.

³ Author to whom any correspondence should be addressed.



Content from this work may be used under the terms of the [Creative Commons Attribution 3.0 licence](https://creativecommons.org/licenses/by/3.0/). Any further distribution of this work must maintain attribution to the author(s) and the title of the work, journal citation and DOI.

The formulation of the Bell inequality in 1964 is a hallmark in physics because it highlights the incompatibility between quantum mechanics and local hidden variable (LHV) theories in a way that is accessible to experimental test [1]. A plethora of experiments showing violations of Bell inequalities confirms this incompatibility [2–5]. Most of these experiments were performed with photons, where perfectly efficient detection is a challenge. To interpret violations of the Bell inequality as a demonstration of nonlocality, one has to assume some form of fair-sampling, i.e. the photons detected constitute a fair sample of all the photon pairs produced by the source [5, 6]. Failure to comply with this assumption opens a detection loophole. From a fundamental physics viewpoint, it is important for this to be closed because one can design perverse LHV theories that exploit the detection loophole to violate Bell inequalities [7]. The advent of device-independent quantum protocols, where conclusions are drawn exclusively from measurement statistics, makes compliance with fair-sampling highly relevant for practical applications [8]. One option to ensure fair-sampling is to use very efficient detectors which surpass the threshold efficiency values needed for detection loophole-free demonstrations [9, 10]. However, there are cases when even perfectly efficient single-photon detectors do not guarantee fair-sampling. A subtle choice of measurement states in order to obtain a desired correlation curve, as in our case, can lead to explicit violation of the fair-sampling assumption. Moreover, our choice of measurement states in this work leads to tuneable, seemingly ‘super-quantum’ violations above the Tsirelson bound [11, 12], which is interesting from the perspective of nonlocal boxes and communication complexity [13, 14].

In this work, we limit ourselves to the Clauser–Horne–Shimony–Holt (CHSH) inequality and variants thereof, which is the most tested version of the Bell inequality [15]. The scenario considered is shown in figure 1(a), consisting of a source of particle pairs and two spatially separated analysers (A_A and A_B) and detectors (D_A and D_B). The Bell parameter, S , in the CHSH inequality is derived from the correlation function, E , of observables O_A and O_B as a function of the orientations (settings) of the analysers. O_A and O_B can take on values of ± 1 which can correspond to detection or nondetection of the photons. The correlation function E as a function of analyser settings x and y on arms A and B respectively can be written as

$$E(x, y) = P(O_A = O_B|x, y) - P(O_A \neq O_B|x, y), \quad (1)$$

where $P(O_A = O_B|x, y)$ is the probability that $O_A = O_B$ given that A_A is set to x and A_B is set to y , similarly for $P(O_A \neq O_B|x, y)$ [16]. More intuitively, E is the difference in the probability of getting a coincidence and the probability of not getting a coincidence, given the settings $\{x, y\}$ in figure 1(a). The Bell parameter, S , is defined as $S = |E(a, b) - E(a, b') + E(a', b) + E(a', b')|$ and Bell’s theorem states that LHV theories satisfy the inequality $2 \geq S$, for any set of orientations $\{a, b, a', b'\}$. The inequality is violated by entangled states in quantum mechanics, which predicts that the maximum achievable value of S is $2\sqrt{2}$, the Tsirelson bound [11]. Interestingly, the Tsirelson bound is smaller than the maximum value obtained from simple algebraic arguments (which is 4); this difference has been attributed to complementarity and compliance with information causality [11, 12, 17]. Hence, experiments which exhibit values of S beyond Tsirelson bound would show ‘super-quantum’ correlations.

Because experiments can only measure count rates, the probabilities are obtained only by normalization. Ideally, all count rates are normalized to the pair emission rate of the source, which can be measured by event-ready detectors [18]. However, they are prohibitive to implement (requiring two cascaded entangled photon sources in the experiment of [18]) and they were not used, in particular, in the celebrated 1980s experiments of Aspect *et al* [3], nor in the

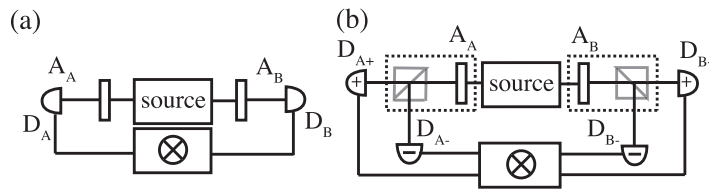


Figure 1. (a) Two-channel Bell experiment as originally proposed. (b) Four-channel Bell experiment of Aspect *et al* [3].

vast majority of experiments thereafter. Instead, in each arm, photons were sorted into the two orthogonal polarizations and sent to two different detectors. This required four-fold coincidence counting, as shown in figure 1(b), and they defined the correlation function in terms of the four count rates R_{ij} where i, j correspond to the \pm channels representing the two outcomes on each arm,

$$E(x, y) = \frac{R_{++} + R_{--} - R_{+-} - R_{-+}}{R_{++} + R_{--} + R_{+-} + R_{-+}}. \quad (2)$$

In (2), it is natural to associate the first two terms to the probability of coincidence and the last two terms to the probability of not getting a coincidence given settings $\{x, y\}$, in the spirit of (1). In the ideal case of perfect detection, these two correlation functions are the same if the denominator of (2) is the same as the emission rate of the source. Because polarization is a degree of freedom described in a two-dimensional state space, it seems only natural to accept that this is true. In this ideal regime, as Clauser notes, Aspect *et al*'s experiments were more similar to Bohm's *gedanken experiment*, and therefore close to the original idealized experiment considered by Bell in 1964 [1, 19].

For (2) and (1) to be considered equivalent, the detected coincidences (i.e. the four count rates), are assumed to be a fair sample of all the photons emitted by the source. Postselection is introduced: in calculating E , we only consider the detected outcomes. However, the total of the four count rates could be related in a nontrivial way to the emission rate of the source, hence (2) is not necessarily equivalent to (1). Results can be rescaled to show violation of the Bell inequality [20]. In the literature, the normalization in (2) is referred to as the CHSH normalization, although as Clauser points out, this is 'adamantly not' the 1969 CHSH normalization [15, 19]. The difference between the two may be subtle, but nevertheless important [19, 21–23].

'Super-quantum' correlations have been observed previously in experiments with photons. A common theme in all these experiments is the failure to comply with fair-sampling. In [24], for example, some of the photons were intentionally discarded (making the denominator of (2) smaller than it should be). Other schemes involve threshold detectors, amplification and fake state generation which can recreate both the quantum and 'super-quantum' violations with classical light sources [25, 26]. Our experiment is simpler, in that our conceptual schematic is exactly that of figure 1(a). There was no tampering with the photon detectors nor with the source. We just employed analysers, which instead of measuring polarization, measure specific spatial modes. Moreover, the 'super-quantum' values persist even for 100% efficient detectors.

Transverse spatial modes of single photons associated with optical orbital angular momentum (OAM) have steadily risen as a convenient degree of freedom for observing quantum correlations. We denote a photon with OAM $\ell\hbar$ as the state $|\ell\rangle$, conveniently described by the

Laguerre–Gaussian family of modes, LG_p^ℓ . The index ℓ is the azimuthal index, and can take on any integer value, hence the OAM state space is, in principle, unbounded. The index p is the radial index, which we set to 0. We consider photon pairs generated via spontaneous parametric down-conversion (SPDC). As OAM is conserved in the process of SPDC, the generated two-photon state, $|\Psi_{2P}\rangle$, in the OAM basis is [27],

$$|\Psi_{2P}\rangle = \sum_{\ell=-\infty}^{\ell=+\infty} c_\ell |\ell\rangle_A |-\ell\rangle_B. \quad (3)$$

The quantity $|c_\ell|^2$ is the probability that the photon in arm A is in the state $|\ell\rangle_A$ and the photon in arm B is in $|-\ell\rangle_B$. Bell tests on entangled photons, exploiting OAM, have been implemented via the measurement of equal-amplitude, coherent superpositions of opposite-valued OAM modes exhibiting $|\ell|$ -fold symmetry described by the state $|\alpha_\ell(\theta)\rangle$,

$$|\alpha_\ell(\theta)\rangle = (e^{i\ell\theta} |\ell\rangle + e^{-i\ell\theta} |-\ell\rangle) / \sqrt{2}. \quad (4)$$

We refer to $|\alpha_\ell(\theta)\rangle$ as $2|\ell|$ -sector states, oriented at an angle θ , and characterized by $2|\ell|$ sectors of alternating 0 and π phase. If sector states are measured in a Bell-type experiment, the resulting coincidence curve is a sinusoidal function of the relative orientations of the sector state analysers, with a period of $2\pi/|\ell|$ [28]. The direct relationship between ℓ and the period of the coincidence curves is convenient in the light of Fourier synthesis, wherein an arbitrary signal can be synthesized by an appropriate weighting of sinusoidal curves of varying frequencies. An important insight in this work is the fact that we can consider the sinusoidal correlations between sector states of different ℓ -values as a library with which to create any arbitrary two-photon correlation (figure 2). This concept applies to any coincidence curve, but here we focus on synthesizing a square wave-like coincidence curve because (upon postselection) this will give the algebraic maximum value of S , equal to 4, just as in the example of Popescu and Rohrlich [13].

Any function $g(x)$ with period T and frequency ω_0 , can be written in a Fourier series as [29]

$$g(x) = \sum_{k=-\infty}^{k=+\infty} f_k e^{i\omega_0 k x}, \quad (5)$$

where the coefficients f_k are given by

$$f_k = \frac{1}{\pi} \int_{-T/2}^{T/2} g(x) e^{-i\omega_0 k x} dx. \quad (6)$$

We have chosen the exponential form of the Fourier series to highlight the similarity between a general superposition of the sector states in (4) and a general Fourier decomposition of any function.

For the square wave in figure 2 (dashed line), $\omega_0 = 2$, and coefficients are nonzero only for the odd values of k (figure 2). Hence we consider the superposition of four odd sector states

$$|\psi(\theta)\rangle = \sum_{\ell} b_\ell |\alpha_\ell(\theta)\rangle, \quad (7)$$

where $\{\ell\} = \{1, 3, 5, 7\}$, θ is the azimuthal angle and b_ℓ are complex coefficients, $\{b_1 \approx 0.778, b_3 \approx 0.467, b_5 \approx 0.389i, b_7 \approx 0.155\}$ which have been found by optimizing experimentally. The transverse intensity and phase profiles of this mode is shown in the inset of

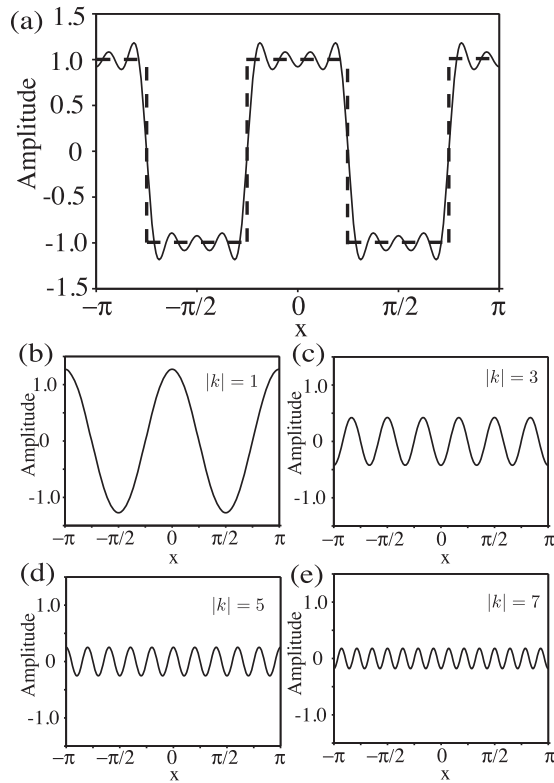


Figure 2. (a) A square wave (dashed line) can be synthesized (solid line) from four appropriately weighted sinusoidal curves (b)–(e) corresponding to k -values $\{\pm 1, \pm 3, \pm 5, \pm 7\}$.

figure 3. A $\pi/2$ rotation of the analyser for $|\psi(\theta)\rangle$ allows us to measure $|\psi(\theta + \pi/2)\rangle$, which is orthogonal to $|\psi(\theta)\rangle$. For brevity we will refer to these as $|\psi^\perp\rangle$ and $|\psi\rangle$, respectively.

Figure 3 shows our experiment apparatus. We pump a 3 mm thick β -barium borate (BBO) crystal cut for type-I collinear SPDC with a 355 nm fundamental Gaussian beam to produce entangled photon pairs at 710 nm. The pump beam is blocked by an interference filter (IF). The signal and idler photons are then separated by a beamsplitter (BS), and directed to spatial light modulators (SLMs). These are programmable devices which allow us to measure any arbitrary superposition of OAM modes, with the appropriate phase and amplitude modulation [30]. The state in (7) is encoded on the SLMs for both arms. The SLMs are in the image plane (L1 and L2) of the exit face of the crystal, and the diffractive optics they display serve as our analysers. The SLMs are also in the image plane of the facets of single-mode fibres (L3 and L4), which are connected to avalanche photodiode detectors. The output of the detectors are fed to a coincidence counting circuit, and we monitor the coincidences as a function of the modes displayed on the SLM. We have subtracted the accidental coincidences, $A = C_S \times C_I \times \Delta t$, where C_S and C_I are the single channel counts of the signal and idler arms respectively and Δt is the coincidence timing window (typically $\approx 5\%$ of the total counts).

The coincidences as a function of the orientations of the analyser in arm B (θ_B) for two orientations of the analyser in arm A ($\theta_A = 0, 3\pi/4$), are shown in figure 4(a). Allowing normalization with respect to the maximum values, we fit our experimental coincidence curve with the expected coincidences as a function of the relative orientation, $\Delta\theta = \theta_A - \theta_B$.

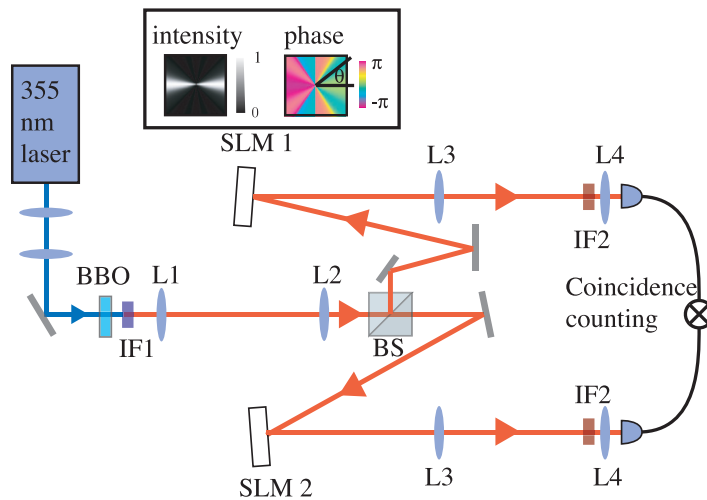


Figure 3. Experiment setup. The insets show the intensity and phase of $|\psi(\theta)\rangle$, with the angle θ defining the orientation.

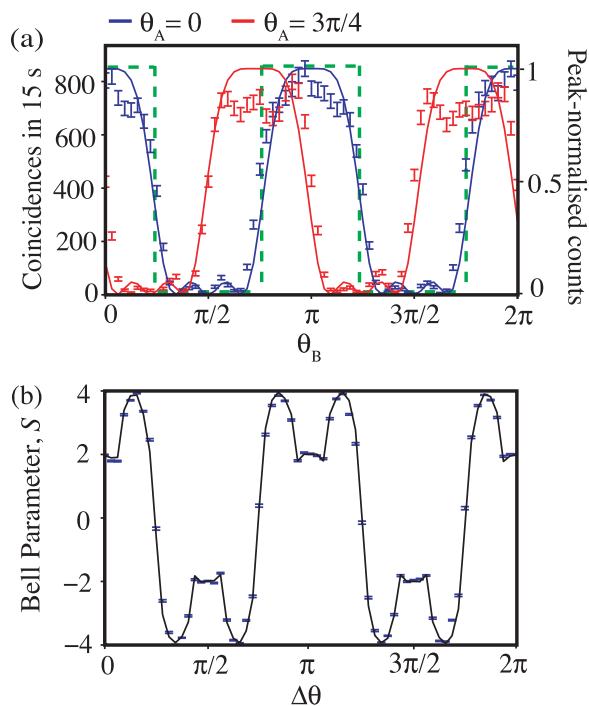


Figure 4. (a) Sample coincidence curves as a function of θ_B from our experiment (blue and red dots) for two values of θ_A , and fit from theory (blue and red lines). The left scale gives the raw coincidences, and the right scale is normalized with respect to the maximum value. A square coincidence curve is also shown for reference (dashed green line). (b) We achieve S above the Tsirelson bound, using the normalization in (2). Our experimental values (blue dots) agrees very well with theory (black line), which predicts almost perfect Popescu–Rohrlich correlations with postselection.

This is given by $C_{\text{th}}(\Delta\theta) = |{}_A\langle\psi(\theta)|_B\langle\psi(\theta + \Delta\theta)|\Psi_{2P}\rangle|^2$ (right scale in figure 4(a), solid lines), assuming an ideal OAM spectrum where all the $|\ell\rangle$ states are equally weighted. In contrast to the usual Bell-type experiments, the coincidence curve is not sinusoidal, but instead, is similar to a square wave, as we have intended (figure 4(a), green dashed line). We do not have the equivalent of a polarizing beamsplitter which distinguishes between $|\psi\rangle$ and $|\psi^\perp\rangle$. We only have one detector in each arm, so in order to apply the normalization in (2) we have to measure $|\psi\rangle$ and $|\psi^\perp\rangle$ sequentially, just as in [28, 31]. Following this normalization, we calculate the correlations and obtain the value of S as a function of $\Delta\theta$ (blue dots), showing good agreement with theory (black line). We obtain S values above the Tsirelson bound for a range of $\Delta\theta$, with the maximum being $S = 3.99 \pm 0.02$, achieving almost perfect Popescu–Rohrlich correlation.

We note that the state $|\Psi_{2P}\rangle$ contains all other ℓ values, but because of the orthogonality of the OAM modes, the measurements we make are sensitive only to $\{\ell\} = \{\pm 1, \pm 3, \pm 5, \pm 7\}$. In practice, the OAM spectrum is not flat, the values of $|c_\ell|^2$ decrease with increasing ℓ . As we are dealing with low OAM values however, this fact does not skew our experiment results significantly, hence we assume an ideal OAM spectrum in calculating the theoretical curves in figure 4.

If knowledge of the measurement states is available, we can easily check if our choice of measurement states satisfy fair-sampling, hence we can avoid this subtle manifestation of the detection loophole. However, if the experiment is in a black box and we are only presented with the coincidence curve and values for S , as in figure 4, we will wrongly conclude that we have violated Tsirelson’s bound. We have a two-setting, two-outcome experiment, which is what the original Bell inequality requires. As we have mentioned, the normalization (2) has an implicit assumption that the dimensionality, D , is 2. Placing a bound on D from measurement statistics is possible in a device independent manner by using dimension witnesses [32]. This requires testing Bell inequalities formulated for higher dimensions such as the Collin–Gisin–Linden–Massar–Popescu (CGLMP) inequality [33], which has been violated in [34]. Testing dimension witnesses for systems showing quantum correlations is challenging, however a witness for $D = 4$ exists [35]. Another way of assessing dimensionality is to calculate the inverse of the area under the peak-normalized coincidence curve [36, 37]. Applying this to our coincidence curves, we obtain $D = 2.21$ for our measurements. Unlike the results of [37] which show parabolic coincidence fringes that immediately hint at the high-dimensional nature of the measurements states, our dimensionality is not far from $D = 2$, which is the assumption of the normalization in (2). We note that $D = 2.21$ for our case is not the correct dimensionality, because of the peak-normalization involved (i.e. normalizing with respect to the peak when fair-sampling is not satisfied is also problematic), but to realize the incorrectness requires one to recognize that fair-sampling is not satisfied in the first place, and this is not immediately obvious. Without knowledge of the measurement states, our experiment seems to be a legitimate Bell experiment, in the spirit of figure 1. However, if we know the measurement states, we can verify a rather perverse violation of fair-sampling.

A general CHSH–Bell experiment projects onto a state $|\beta\rangle\langle\beta|$, and onto an orthogonal state $|\beta^\perp\rangle\langle\beta^\perp|$. The part of the Hilbert space sampled by these measurements is given by the sum of these two projectors,

$$\hat{H} = |\beta\rangle\langle\beta| + |\beta^\perp\rangle\langle\beta^\perp|, \quad (8)$$

and this should be independent of analyser orientation in order to satisfy fair-sampling [23]. For a two-dimensional Hilbert space, \hat{H} spans the whole state space (the sum is the

identity operator, \mathbb{I}). We take for an example, $|\alpha_\ell(\theta)\rangle$, which we have defined previously and has been used in [28] to violate the Bell inequality. The orthogonal state to $|\alpha_\ell(\theta)\rangle$ is $|\alpha_\ell^\perp(\theta)\rangle = |\alpha_\ell(\theta + \pi/2\ell)\rangle$. One can check that indeed, $\hat{H}_\alpha = |\alpha_\ell(\theta)\rangle\langle\alpha_\ell(\theta)| + |\alpha_\ell^\perp(\theta)\rangle\langle\alpha_\ell^\perp(\theta)| = \mathbb{I}$, which is independent of θ .

Calculating \hat{H}_ψ for our settings, $\hat{H}_\psi = |\psi\rangle\langle\psi| + |\psi^\perp\rangle\langle\psi^\perp|$, as a function of a particular orientation θ , results to an 8×8 matrix, which has off-diagonal elements because of the asymmetry in the OAM values (the ℓ values do not always sum to zero). Just looking at the first 3×3 corner of the matrix, we have

$$\hat{H}_\psi = \begin{pmatrix} b_7 b_7^* & 0 & b_7 b_3^* e^{-i4\theta} & \dots \\ 0 & b_5 b_5^* & 0 & \dots \\ b_3 b_7^* e^{i4\theta} & 0 & b_3 b_3^* & \dots \\ \vdots & \vdots & \vdots & \ddots \end{pmatrix}, \quad (9)$$

which shows a dependence on the angle θ . As we rotate our analysers, \hat{H}_ψ changes, and we are sampling a different portion of the Hilbert space. Consequently, because of this dependence on the orientation of our analysers, we are not satisfying fair-sampling, regardless of our light collection and detection efficiencies. Even if we used the scheme of figure 1(b), with a perfect sorter for the two orthogonal states $|\Psi\rangle$ and $|\Psi^\perp\rangle$, and 100% efficient detectors, we will still not satisfy fair-sampling, because of our choice of measurement states.

We compare the theoretical coincidence probability, of our experiment and that of a Bell-type experiment for polarization, without renormalization (just from the probabilities as given by Born's rule, assuming an ideal OAM spectrum) in figure 5(a). We can obtain these curves experimentally if we know the pair emission rate of the source, but knowing this rate is very challenging. The discrepancy in the maximum probabilities between our experiment (0.24) and that of the polarization case (0.50) points to the inherent loss that is due to our choice of measurement settings, and the fact that they are not phase-conjugates of each other, as in [28, 38]. Had the analysers been phase-conjugates of each other, the maximum probability will also be 0.5, but the shape of the coincidence curve will not be similar to a square-wave. If we follow the prescription of CHSH, and use the correlation function as defined in (1) to calculate the Bell parameter, we obtain the curves in figure 5(b). This gives the maximum violation for our settings as $S = 1.79$, in contrast to $S = 3.99$, which we obtained previously by wrongly normalizing our count rates.

The loss arising from the choice of measurement states is different from the loss arising from imperfect detector efficiency. The latter can be accounted for without violating fair-sampling because this loss is independent of measurement setting (orientation) [6]. This is not true for our analysers, which act in a higher-dimensional state space. A physical rotation of our analysers does not correspond to a rotation in a given plane of the Bloch sphere spanned by the states $|\psi\rangle$ and $|\psi^\perp\rangle$. This introduces an orientation-dependent postselection, which is not immediately obvious. Moreover, our tailored coincidence curves are possible only because our two-photon OAM state space, $|\Psi_{2p}\rangle$, is high-dimensional. If $|\Psi_{2p}\rangle$ consisted of only a pair of the oppositely valued OAM states which appear in (7) (i.e. there is only one term in (3) with ℓ equal to 1 or 3 or 5 or 7), we will get the usual sinusoidal coincidence curves.

From the point of view of nonlocality, our experiment is a very convenient way of implementing tuneable Popescu–Rohrlich correlations which can be viewed as a nonlocal AND

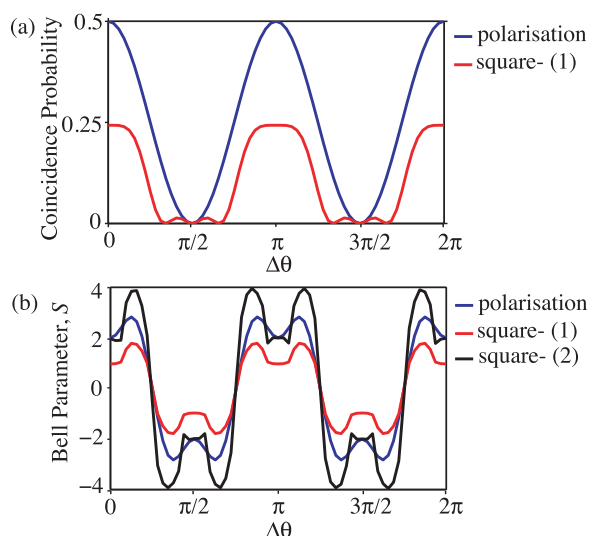


Figure 5. (a) The theoretical coincidence probability for our measurement settings (red line) as a function of $\Delta\theta$ is less than that of the polarization case (blue line). (b) Using the correct normalization (1), the maximum value of S should have been 1.79 (red line), in contrast to $2\sqrt{2}$ for polarization (blue line) and 3.99 for the wrong normalization (2) (black line).

gate as in [24], with the fidelity given by $F = (S + 4)/8$. We achieve fidelities as high as 99%, higher than the 90.8% upper bound above which communication complexity is trivial [14, 24]. We hope that this will be further explored by future studies in nonlocality and communication complexity.

In conclusion, we have shown that tailored two-photon correlation is possible with suitably designed analysers that measure specific superpositions of OAM states. We built on the idea of Fourier synthesis to design analysers for a Bell-type experiment, such that when one analyser is rotated with respect to the other, the resulting coincidence curves are similar to a square-wave. These coincidence curves give values of the CHSH–Bell parameter which are apparently above the Tsirelson bound of $2\sqrt{2}$. The ‘super-quantum’ values arise from the failure to comply with fair-sampling. The analysers that we use are not phase-conjugates of each other, and upon physical rotation, sample different Hilbert spaces. Hence, the way our Bell test fails fair-sampling is subtle and not immediately obvious, without knowledge of the states being measured. Our experiment highlights the caution needed in interpreting the results of Bell-type experiments within high-dimensional state spaces such as that of OAM, especially in the advent of device-independent quantum protocols.

Acknowledgments

This work is supported by EPSRC (EP/I012451/1) and Hamamatsu. We thank J Leach, T Brougham and V Scarani for useful discussions.

References

- [1] Bell J 1964 *Physics* **1** 195–200
- [2] Freedman S and Clauser J F 1972 *Phys. Rev. Lett.* **28** 938–41
- [3] Aspect A, Grangier P and Roger G 1981 *Phys. Rev. Lett.* **47** 460–3
- [4] Rowe M A, Kielpinski D, Meyer V, Sackett C A, Itano W, Wayne M, Monroe C and Wineland D J 2001 *Nature* **409** 791–4
- [5] Genovese M 2005 *Phys. Rep.* **413** 319–96
- [6] Berry D W, Jeong H, Stobińska M and Ralph T C 2010 *Phys. Rev. A* **81** 012109
- [7] Pearle P M 1970 *Phys. Rev. D* **2** 1418
- [8] Acín A, Brunner N, Gisin N, Massar S, Pironio S and Scarani V 2007 *Phys. Rev. Lett.* **98** 230501
- [9] Garg A and Mermin N D 1987 *Phys. Rev. D* **35** 3831
- [10] Eberhard P 1993 *Phys. Rev. A* **47** 747–50
- [11] Cirel'son B S 1980 *Lett. Math. Phys.* **4** 93–100
- [12] Chefles A and Barnett S M 1996 *J. Phys. A: Math. Gen.* **29** L237–9
- [13] Popescu S and Rohrlich D 1994 *Found. Phys.* **24** 379–85
- [14] Brassard G, Buhrman H N, Linden N, Méthot A A, Tapp A and Unger F 2006 *Phys. Rev. Lett.* **96** 250401
- [15] Clauser J F M A, Horne A S and Holt R A 1969 *Phys. Rev. Lett.* **23** 880–4
- [16] Scarani V 2013 arXiv:1303.3081
- [17] Pawłowski M, Paterek T, Kaszlikowski D, Scarani V, Winter A and Żukowski M 2009 *Nature* **461** 1101–4
- [18] Żukowski M, Zeilinger A, Horne M A and Ekert A K 1993 *Phys. Rev. Lett.* **71** 4287–90
- [19] Clauser J F 2002 *Quantum Unspeakables* ed R A Bertlmann and A Zeilinger (Berlin: Springer) pp 61–98
- [20] Clauser J F and Shimony A 2001 *Rep. Prog. Phys.* **41** 1881
- [21] Chen Y A, Yang T, Zhang A N, Zhao Z, Cabello A and Pan J W 2006 *Phys. Rev. Lett.* **97** 170408
- [22] Clauser J F and Horne M A 1974 *Phys. Rev. D* **10** 526
- [23] Dada A and Andersson E 2011 *Int. J. Quantum Inform.* **9** 1807–23
- [24] Tasca D S, Walborn S P, Toscano F and Souto Ribeiro P H 2009 *Phys. Rev. A* **80** 030101
- [25] Pomarico E, Sanguinetti B, Sekatski P, Zbinden H and Gisin N 2011 *New J. Phys.* **13** 063031
- [26] Gerhardt I, Liu Q, Lamas-Linares A, Skaar J, Scarani V, Makarov V and Kurtsiefer C 2011 *Phys. Rev. Lett.* **107** 170404
- [27] Mair A, Vaziri A, Weihs G and Zeilinger A 2001 *Nature* **412** 313–6
- [28] Leach J, Jack B, Romero J, Ritsch-Martel M, Boyd R W, Jha A K, Barnett S M, Franke-Arnold S and Padgett M J 2009 *Opt. Express* **10** 8287–93
- [29] Goodman J W 2005 *Introduction to Fourier Optics* (Greenwood Village, CO: Roberts & Company)
- [30] Davis J A, Cottrell D M, Campos J, Yzuel M J and Moreno I 1999 *Appl. Opt.* **38** 5004–13
- [31] Oemrawsingh S S R, Aiello A, Eliel E R, Nienhuis G and Woerdman J P 2004 *Phys. Rev. Lett.* **92** 217901
- [32] Brunner N, Pironio S, Acín A, Gisin N, Méthot A A and Scarani V 2008 *Phys. Rev. Lett.* **100** 210503
- [33] Collins D, Gisin N, Linden N, Massar S and Popescu S 2002 *Phys. Rev. Lett.* **88** 040404
- [34] Dada A, Leach J, Buller G, Padgett M J and Andersson E 2011 *Nature Phys.* **7** 677–80
- [35] Yu C, Scarani V and Bancal J D 2012 CGLMP₄ inequality as a dimension witness *11th Int. Conf. on Quantum Communication, Measurement and Computing* abstract book p 156
- [36] Pors J B, Oemrawsingh S S R, Aiello A, Exter M P V, Eliel E R, van 't Hoff G W and Woerdman J 2008 *Phys. Rev. Lett.* **101** 120502
- [37] Oemrawsingh S S R, Ma X, Voigt D, Aiello A, Eliel E R, 't Hooft G W and Woerdman J P 2005 *Phys. Rev. Lett.* **95** 240501
- [38] Romero J, Leach J, Jack B, Dennis M R, Franke-Arnold S, Barnett S M and Padgett M J 2011 *Phys. Rev. Lett.* **106** 100407