



Gamougam, K; Daugla, DM; Toralta, J; Ngadoua, C; Fermon, F; Page, A.-, L; Djingarey, MH; Caugant, DA; Manigart, O; Trotter, CL; Stuart, JM; Greenwood, BM (2015) Continuing Effectiveness of Serogroup A Meningococcal Conjugate Vaccine, Chad, 2013. *Emerging infectious diseases*, 21 (1). pp. 115-118. ISSN 1080-6040 DOI: <https://doi.org/10.3201/eid2101.140256>

Downloaded from: <http://researchonline.lshtm.ac.uk/2124479/>

DOI: [10.3201/eid2101.140256](https://doi.org/10.3201/eid2101.140256)

Usage Guidelines

Please refer to usage guidelines at <http://researchonline.lshtm.ac.uk/policies.html> or alternatively contact researchonline@lshtm.ac.uk.

Available under license: <http://creativecommons.org/licenses/by-nc-nd/2.5/>

Continuing Effectiveness of Serogroup A Meningococcal Conjugate Vaccine, Chad, 2013

Kadidja Gamougam, Doumagoum M. Daugla, Jacques Toralta, Cyriaque Ngadoua, Florence Fermon, Anne-Laure Page, Mamoudou H. Djingarey, Dominique A. Caugant, Olivier Manigart, Caroline L. Trotter, James M. Stuart, and Brian M. Greenwood

In 2011, vaccination with a serogroup A meningococcal polysaccharide conjugate vaccine was implemented in 3 of 23 regions in Chad. Cases of meningitis declined dramatically in vaccinated areas, but an epidemic continued in the rest of Chad. In 2012, the remaining Chad population was vaccinated, and the epidemic was halted.

For >100 years, countries in the meningitis belt of Africa have experienced intermittent epidemics of meningococcal meningitis, caused mainly by the serogroup A meningococcus (1). After development and prequalification of a new serogroup A meningococcal polysaccharide/tetanus toxoid conjugate vaccine (PsA-TT) in 2009 (2), vaccination with PsA-TT across the meningitis belt commenced in 2010, starting with persons 1–29 years of age in Burkina Faso and parts of Mali and Niger (3). Little transmission of the serogroup A meningococcus was occurring in these countries at the time of vaccine introduction, making evaluation of its effectiveness difficult.

In contrast, in Chad, PsA-TT was introduced in the middle of a serogroup A meningococcal epidemic, and vaccination with PsA-TT commenced at the end of 2011, shortly before the 2012 epidemic season. At this time, vaccination of persons 1–29 years of age (target 1.8 million) was undertaken in the capital N'Djamena, Mayo Kebbi Est, and Chari Baguirmi (4), designated here as the N'Djamena regions (Figure 1). In 2012, the vaccination program was

extended to the rest of the country (target 5.9 million) (Figure 1). During the 2012 meningitis season, the incidence of meningitis decreased by >90% in vaccinated areas compared with the rest of the country, and a similar reduction in the incidence of carriage of serogroup A *Neisseria meningitidis* was found, as reported previously (4). We report on the incidence of meningitis during the 2013 meningitis season after vaccination of persons 1–29 years of age in areas with no prior vaccination program.

The Study

In Chad, health districts provide aggregated weekly data on meningitis and other notifiable diseases to the Ministry of Health. This system was reinforced in 2012 and 2013 by case-based surveillance supported by the Centre du Support en Santé Internationale in the N'Djamena regions, and also by Médecins sans Frontières in Moissala, a district ≈800 km from NDjamena (Figure 1). Cerebrospinal fluid (CSF) specimens obtained from persons with suspected cases of meningitis were transported to the national reference laboratory in NDjamena. Isolated strains of *N. meningitidis* were sent to the World Health Organization (WHO) Intercountry Support Team, Ouagadougou, Burkina Faso, and to the WHO Collaborating Centre for Reference and Research on Meningococci in Oslo. Information about the laboratory methods used to isolate and characterize meningococci is provided elsewhere (4). Data from the 2009 census were used to calculate incidence rates. We used a negative binomial regression model to assess the effect of PsA-TT on the incidence of meningitis in the N'Djamena regions in 2012 and in the whole country in 2013; we used weekly data obtained during the epidemic period (weeks 1–26) during 2009–2013.

The incidence of meningitis in Chad during 2009–2013 and its association with the introduction of PsA-TT are shown in Figure 2. During weeks 1–26 of 2012, the incidence of reported meningitis among persons in all age groups in the N'Djamena regions that received vaccine was 2.5 cases/100,000 population (57/2.3 million); during the previous year, incidence was 31.8/100,000 (732/2.3 million). Meningitis incidence remained low in the N'Djamena regions in 2013 at 1.1/100,000 (25/2.3 million). In the rest of the country, in which vaccination was implemented during 2012 only, meningitis incidence decreased from 43.8/100,000 (3,809/8.7 million) in weeks 1–26 of 2012 to 2.8/100,000 (247/8.7 million) during the same period in 2013, a 96% reduction ($p < 0.0001$). The incidence rate

Author affiliations: Hôpital Général de Référence Nationale, N'Djamena, Chad (K. Gamougam); Centre de Support en Santé International, N'Djamena (D.M. Daugla, J. Toralta); Ministère de la Santé Publique, N'Djamena (C. Ngadoua); Epicentre–Médecins sans Frontières, Paris, France (F. Fermon, A.-L. Page); World Health Organization Intercountry Support Team, Ouagadougou, Burkina Faso (M.H. Djingarey); Norwegian Institute for Public Health, Oslo, Norway (D.A. Caugant); London School of Hygiene & Tropical Medicine, London, UK (O. Manigart, J.M. Stuart, B.M. Greenwood); and University of Cambridge, Cambridge, UK (C.L. Trotter)

DOI: <http://dx.doi.org/10.3201/eid2101.140256>

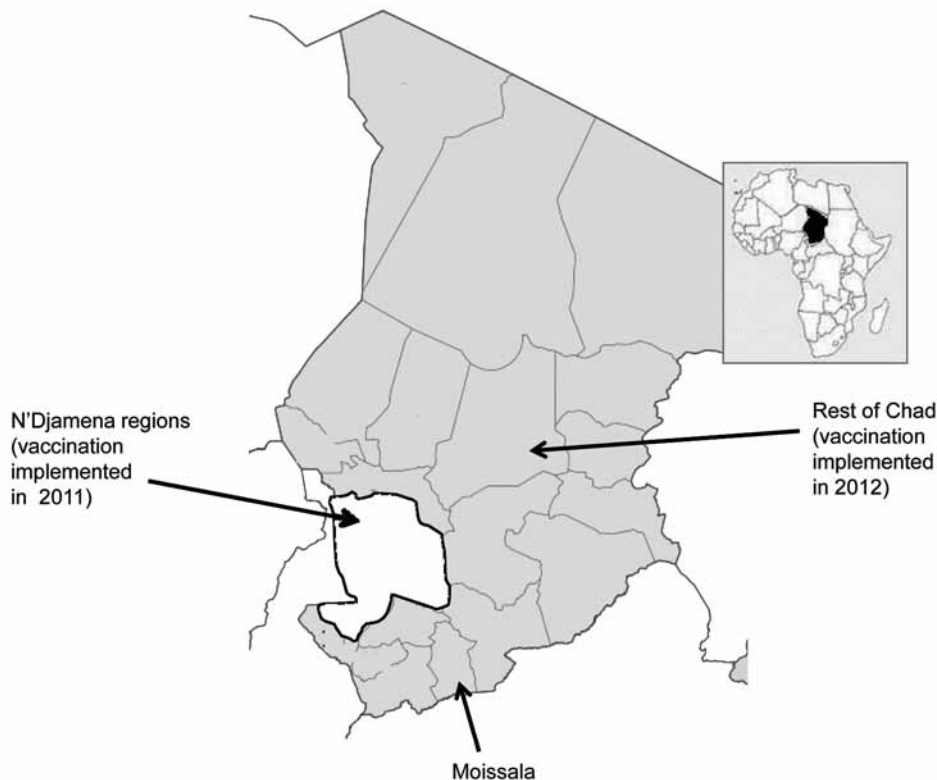


Figure 1. Areas of Chad in which vaccination with serogroup A meningococcal polysaccharide/tetanus toxoid conjugate vaccine was implemented in 2011 (white) and 2012 (gray). Inset shows location of Chad in Africa.

ratio for vaccinated versus unvaccinated populations was estimated by using data across the whole study period with a negative binomial regression model; the incidence rate ratio was 0.104 (95% CI 0.052–0.207).

Fewer CSF specimens were submitted to the national reference laboratory in N'Djamena in 2013 than in 2012 (Table), but the proportion of reported cases for which CSF samples were submitted increased from 8.3% (273/3,308) in 2010, 7.9% (516/6,540) in 2011, and 9.5% (366/3,866) in 2012, to 39.3% (106/272) in 2013 (Pearson χ^2 $p < 0.0001$). The proportion of reported cases for which CSF samples were submitted from the N'Djamena regions was highest in 2010, when the main pediatric unit for N'Djamena was in the same hospital as the national reference laboratory (the unit moved to another hospital in 2011) and in 2012, when case-based surveillance was introduced. In Moissala, the proportion of cases for which CSF samples were submitted increased from 22% (74/341) in 2012 to 119% (56/47) in 2013, the latter figure being attributed to undernotification. During weeks 1–26 of 2013, a total of 106 CSF specimens were received by the national reference laboratory; 13 yielded *Streptococcus pneumoniae*, 4 *Haemophilus influenzae* type b, 2 *N. meningitidis* serogroup W, and 1 (obtained from a 3-year-old child who had not received PsA-TT) serogroup A *N. meningitidis*. Four infections were

caused by other pathogens. This finding differed markedly from those of previous years (2010–2012), when the predominant organism was *N. meningitidis* serogroup A, and only a few cases caused by *N. meningitidis* serogroup W and *S. pneumoniae* were also identified. The predominance of serogroup A infection in Chad during 2010–2012 was confirmed among the CSF specimens examined at the National Institute of Public Health in Oslo. All fully characterized serogroup A strains were porA 20.9, FetA F3.1, sequence type (ST) 7 (ST5 complex), and all serogroup W strains were porA 5.2, FetA F1–1, ST11 (ST11 complex). Although national reference laboratory data were not available in Chad for 2009, the predominant organism identified from CSF specimens received at the National Institute of Public Health in Oslo in 2009 was *N. meningitidis* serogroup W (11/14 serogrouped strains), also porA 5.2, FetA F1–1, and ST11 (ST11 complex) (5).

Conclusions

We previously reported a >90% reduction in incidence of meningitis among vaccinated populations in Chad in 2011 (4). Here we report a similar reduction in the incidence of meningitis in 2013 from that in 2012 for populations vaccinated only during the second year of the vaccination campaign. The epidemic curve (Figure 2) suggests that by 2013,

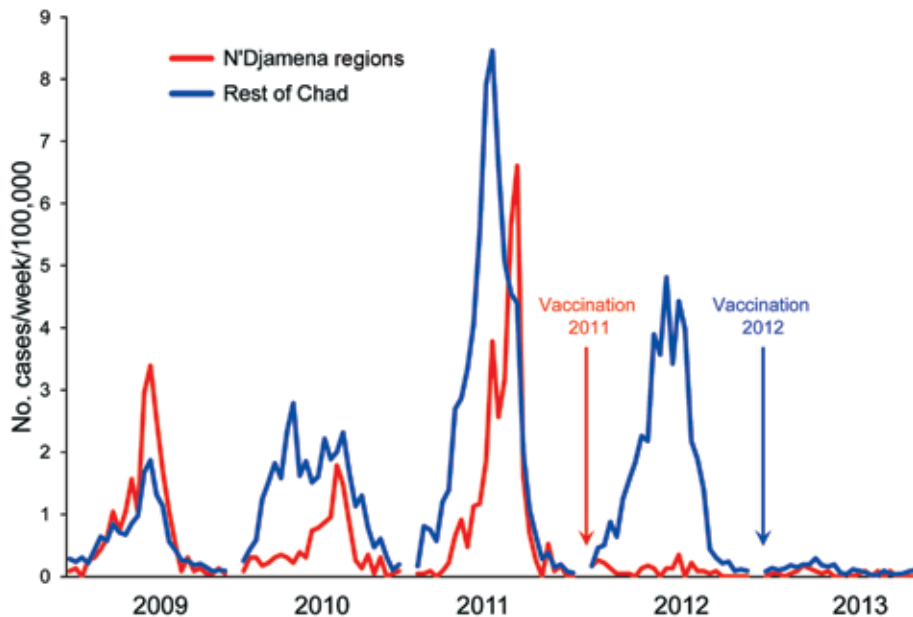


Figure 2. Incidence (no. cases/100,000 population) during weeks 1–26 of reported cases of meningitis in regions of Chad where persons 1–29 years of age were vaccinated with serogroup A meningococcal polysaccharide/tetanus toxoid conjugate vaccine at the end of 2011 and in 2012.

the *N. meningitidis* serogroup A epidemic in Chad was waning and that fewer cases of serogroup A meningitis would have occurred during 2013 than during 2012, even in the absence of vaccination. However, the incidence of meningitis dropped lower in 2013 than would have been expected as a result of a natural decline, and only 1 serogroup A isolate was obtained at the national reference laboratory despite improved CSF sampling. This finding provides strong additional evidence of vaccine effectiveness for preventing serogroup A meningococcal disease in Chad.

If the effectiveness of PsA-TT vaccination seen in Chad and Burkina Faso (6,7) is replicated across the meningitis belt of Africa and if vaccine coverage can be sustained through introduction of PsA-TT into the infant immunization program and/or through mass campaigns, serogroup A epidemics could disappear from the meningitis belt. However, past experience has shown that meningococci

belonging to serogroups C, W, or X can cause substantial epidemics (8–10); therefore, continuing surveillance will be needed to determine how the epidemiology of meningococcal disease in the meningitis belt of Africa is changed by the successful introduction of PsA-TT (11). The Chad Ministry of Health has approved a plan to support and develop case-based surveillance in the N'Djamena regions, Moissala, and 3 other selected health districts.

Acknowledgments

We acknowledge the major contributions of the Meningitis Vaccine Project and their colleagues in the control of epidemic meningitis in Africa through the development of PsA-TT.

This study was supported by the MenAfriCar consortium with funding from the Bill and Melinda Gates Foundation and the Wellcome Trust.

Table. Diagnoses of suspected meningitis cases from CSF specimens, Chad, weeks 1–26, 2010–2013*

Location, year	No. reports of suspected meningitis	CSF specimens, no. (%)	Diagnosis†						
			<i>N. meningitidis</i>				<i>S. pneumoniae</i>	<i>H. influenzae</i> type b	Other
			A	W	X	Other			
N'Djamena regions									
2010	268	158 (58.9)	27	2	0	2	8	0	0
2011	732	163 (22.3)	45	1	1	0	6	0	0
2012	57	37 (64.9)	0	0	2	0	0	0	0
2013	25	7 (28.0)	0	0	0	0	1	0	0
Rest of Chad									
2010	3,040	65 (2.1)	28	1	0	0	2	0	0
2011	5,808	353 (6.1)	110	1	1	0	0	1	0
2012	3,809	329 (8.6)	59	4	0	0	4	0	0
2013	247	99 (40.1)	1	2	0	0	12	4	4‡

*Diagnoses were based on cerebrospinal fluid (CSF) specimens received at the national reference laboratory in N'Djamena, Chad. Vaccination with serogroup A meningococcal polysaccharide/tetanus toxoid conjugate vaccine was implemented in the N'Djamena regions in 2011 and in all other regions of Chad in 2012. No reference laboratory data are available for 2009. *N.*, *Neisseria*; *S.*, *Streptococcus*; *H.*, *Haemophilus*.

†Based on culture or latex agglutination.


‡*Acinetobacter baumannii*, *Salmonella paratyphi* A, *Staphylococcus hominis*, *Staphylococcus aureus*.

Dr. Gamougam is head microbiologist at the reference laboratory of the Hôpital Générale de Référence Nationale, N°Djaména, Chad. Her research interest is bacterial meningitis.

References

- Greenwood B. Manson Lecture. Meningococcal meningitis in Africa. *Trans R Soc Trop Med Hyg.* 1999;93:341–53. [http://dx.doi.org/10.1016/S0035-9203\(99\)90106-2](http://dx.doi.org/10.1016/S0035-9203(99)90106-2)
- Frasch CE, Preziosi MP, LaForce FM. Development of a group A meningococcal conjugate vaccine, MenAfriVac™. *Hum Vaccin Immunother.* 2012;8:715–24 and <http://dx.doi.org/10.4161/hv.19619>.
- Djingarey MH, Barry R, Bonkougou M, Tiendrebeogo S, Sebgo R, Kandolo D, et al. Effectively introducing a new meningococcal A conjugate vaccine in Africa: the Burkina Faso experience. *Vaccine.* 2012;30(Suppl 2):B40–5 and <http://dx.doi.org/10.1016/j.vaccine.2011.12.073>.
- Daugla DM, Gami J, Gamougam K, Naibei N, Mbainadji L, Narbe M, et al. Effect of a serogroup A meningococcal conjugate vaccine (PsA-TT) on serogroup A meningococcal meningitis and carriage in Chad: a community study. *Lancet.* 2014;383:40–7 and [http://dx.doi.org/10.1016/S0140-6736\(13\)61612-8](http://dx.doi.org/10.1016/S0140-6736(13)61612-8).
- Caugant DA, Kristiansen PA, Wang X, Mayer LW, Taha MK, Ouedraogo R, et al. Molecular characterization of invasive meningococcal isolates from countries in the African meningitis belt before introduction of a serogroup A conjugate vaccine. *PLoS ONE.* 2012;7:e46019 and <http://dx.doi.org/10.1371/journal.pone.0046019>.
- Novak RT, Kambou JL, Diomande FV, Tarbangdo TF, Ouedraogo-Traore R, Sangare L, et al. Serogroup A meningococcal conjugate vaccination in Burkina Faso: analysis of national surveillance data. *Lancet Infect Dis.* 2012;12:757–64 and [http://dx.doi.org/10.1016/S1473-3099\(12\)70168-8](http://dx.doi.org/10.1016/S1473-3099(12)70168-8).
- Kristiansen PA, Diomande F, Ba AK, Sanou I, Ouedraogo AS, Ouedraogo R, et al. Impact of the serogroup A meningococcal conjugate vaccine, MenAfriVac, on carriage and herd immunity. *Clin Infect Dis.* 2013;56:354–63 and <http://dx.doi.org/10.1093/cid/cis892>.
- Broome CV, Rugh MA, Yada AA, Giat L, Giat H, Zeltner JH, et al. Epidemic group C meningococcal meningitis in Upper Volta, 1979. *Bull World Health Organ.* 1983;61:325–30.
- Decosas J, Koama JB. Chronicle of an outbreak foretold: meningococcal meningitis W135 in Burkina Faso. *Lancet Infect Dis.* 2002;2:763–5 and [http://dx.doi.org/10.1016/S1473-3099\(02\)00455-3](http://dx.doi.org/10.1016/S1473-3099(02)00455-3).
- Boisier P, Nicolas P, Djibo S, Taha MK, Jeanne I, Maïnassara HB, et al. Meningococcal meningitis: unprecedented incidence of serogroup X-related cases in 2006 in Niger. *Clin Infect Dis.* 2007;44:657–63 and <http://dx.doi.org/10.1086/511646>.
- Dakar Discussion Group on Priorities for Research on Epidemic Meningococcal Disease in Africa, Altmann D, Aseffa A, Bash M, Basta N, Borrow R, Broome C, et al. Priorities for research on meningococcal disease and the impact of serogroup A vaccination in the African meningitis belt. *Vaccine.* 2013;31:1453–7.

Address for correspondence: James M. Stuart, Faculty of Infectious & Tropical Diseases, London School of Hygiene & Tropical Medicine, Keppel St, London WC1E 7HT, UK; email: james.stuart@lshtm.ac.uk



February 2014: High-Consequence Pathogens

Including:

- Poxvirus Viability and Signatures in Historical Relics
- Novel Paramyxovirus Associated with Severe Acute Febrile Disease, South Sudan and Uganda, 2012
- Subtyping *Cryptosporidium ubiquitum*, a Zoonotic Pathogen Emerging in Humans
- Genomic Variability of Monkeypox Virus among Humans, Democratic Republic of the Congo

<http://wwwnc.cdc.gov/eid/content/20/2/contents.htm>