

Systematics in the electron transport and magnetic properties of LnBO_3 perovskites*

P GANGULY and C N R RAO

Solid State and Structural Chemistry Unit, Indian Institute of Science,
Bangalore 560 012, India

MS received 9 April 1980

Abstract. Systematics in the electrical and magnetic properties of transition metal perovskites LnBO_3 (Ln = rare-earth ion, B = $3d$ transition metal) with the variation of Ln and B ions are reviewed. The electrical resistivity and activation energy of LnBO_3 compounds increase with the decreasing size of the Ln^{3+} ion for a given B ion. The low-spin to high-spin transition temperature of Co^{3+} ion in LnCoO_3 similarly increases with the decrease in size of Ln^{3+} while the magnetic ordering temperatures in LnVO_3 , LnFeO_3 , LnCrO_3 and $\text{LnSrCo}_2\text{O}_6$ decreases with decreasing size of the rare-earth ion. These results may be understood in terms of the increasing acidity of the rare earth ion with decreasing size and the competition between the Ln^{3+} and the B^{3+} ions for covalency with the oxygen ions. The effect of this competition on the metal oxygen covalency and crystal field parameter is discussed in relation to the results obtained and Goodenough's phase diagram. The possibility of $d-f$ exchange interaction in $\text{La}_{1-x}\text{Ln}_x\text{NiO}_3$ is also discussed in the light of ESR results.

Keywords. Perovskites; rare earth oxides; transition metal oxides; spin-state transitions; magnetic transitions.

1 Introduction

Oxide perovskites of the general formula LnBO_3 (Ln = rare-earth ion, and B = Ti, V, Cr, Mn, Fe, Co, and Ni) have been extensively studied by us over the past several years (see for example, Ganguly *et al* 1976). The Ln^{3+} ions occupy the body-centre position of the perovskite unit cell with the B ions occupying the corners. The volume of the unit cell decreases with the size of the rare-earth ion. This decrease is accompanied by deviations of the B-O-B angle from 180° due to tilting of the octahedra. Other factors of importance in determining the properties of such perovskites are the acidity of the rare-earth ion and magnetic interactions between the rare-earth and transition metal ions.

From the one-electron energy diagram of Goodenough (1966)

$$10 Dq = \Delta_m + (\lambda_\sigma^2 - \lambda_\pi^2) (E_m - E_t)$$

* Communication No. 66 from the Solid State and Structural Chemistry Unit.

where Δ_M is the electrostatic contribution to the splitting of the d orbitals of the B^{3+} ion, λ_σ and λ_π are the B-O covalent mixing parameters, and $(E_M - E_i)$ is the difference between the Madelung energy and the appropriate ionisation potential of the ion; Δ_M and $(E_M - E_i)$ may be assumed to be constant for a series of rare-earth perovskites and hence $10Dq$ should depend on $(\lambda_\sigma^2 - \lambda_\pi^2)$. The lanthanide ions compete with the B^{3+} ions for the covalency of the metal oxygen bond. The λ_π covalent mixing parameter involving the t_{2g} electron of the B ions and the $O_{2p\pi}$ electrons are expected to change more drastically with change in the rare earth ion compared to λ_σ as the $O_{2p\pi}$ orbitals which are π bonding with the metal ion are σ bonding with the rare-earth ion. We should, therefore, expect that λ_σ would be insensitive to the size or acidity of the rare-earth ion compared to λ_π and the crystal field strength around the B ion would increase as one goes down the rare-earth series.

The most important effect of the rare-earth ion in the LnBO_3 compounds is to affect the covalency of the B-O bond. Systematics in the electrical transport and magnetic properties of the LnBO_3 compounds on reducing the size of the rare-earth ion are expected from the variation in the covalency of the B-O bond. The

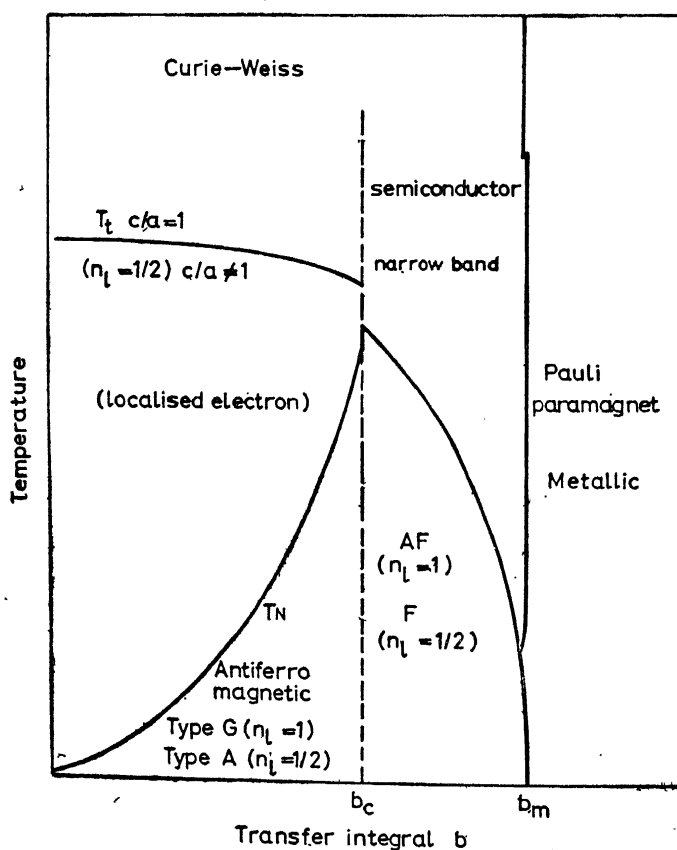


Figure 1. Goodenough's b vs T phase diagram. b = transfer integral; n_l = number of electrons per orbital per bond.

phase diagram of Goodenough (figure 1) relating the magnetic ordering temperature as well as electrical transport properties to the cation-anion-cation exchange integral b is appropriate for this purpose. As shown in figure 1 when $b < b_c$ the d electrons (of the B ions) are in the localised electron regime and super-exchange interactions are important. When $b_c < b < b_m$ spontaneous band magnetism due to electrons in strongly correlated bands appears while the region $b > b_m$ corresponds to the itinerant electron regime. We present below some of our important results on the effect of the rare-earth ion on the electrical transport and magnetic properties of the LnBO_3 perovskites in terms of the discussion presented above.

2. Electrical transport properties

Electrical resistivity data on the entire range of LnBO_3 compounds studied in this laboratory are summarised in figure 2. The resistivity generally increases with the decreasing size of the rare-earth ion (figure 3). The energy gap between the conduction band and the valence band therefore seems to be parallel to the changes in the crystal-field parameters.

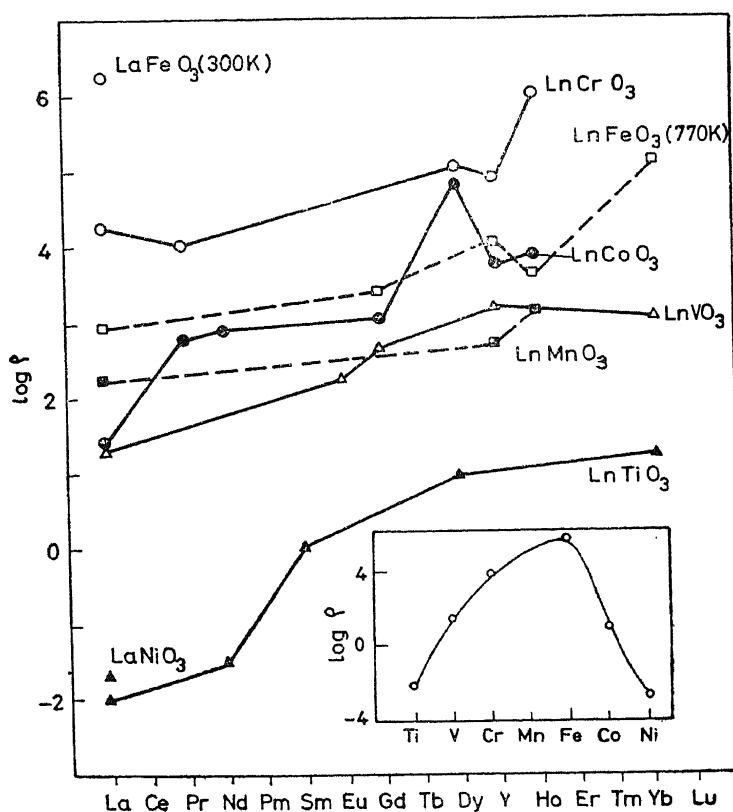


Figure 2. Changes in the room temperature electrical resistivity of the LnBO_3 compounds with rare earth ion. Inset: room temperature electrical resistivity of LaBO_3 compounds.

It has been well documented that low-spin ions such as Ti^{3+} (t_{2g}^1, e_g^0) and Ni^{3+} (t_{2g}^6, e_g^1) give rise to itinerant behaviour of the d electrons while high-spin ions such as Mn^{3+} and Fe^{3+} give rise to localised d electrons (Goodenough 1966). We indeed see that the room temperature resistivity of the LaBO_3 compounds is a maximum when $\text{B} = \text{Fe}^{3+}$ (see inset of figure 2).

3. Spin-state transitions

The case of the cobaltites LnCoO_3 is unique wherein both low-spin and high-spin states of Co^{3+} coexist giving rise to novel electrical and magnetic properties. There is a maximum in the χ^{-1} vs T plot of LaCoO_3 around 40 K followed by a minimum at 90 K and a plateau like region between 400 and 650 K. These regions could be associated with spin-state transitions as shown in a theoretical model from this laboratory by Ramasesha *et al* (1979) in which a dynamical mixing of the high-spin and low-spin state by an off-centre ion cage mode could give rise to a finite population of the high-spin ions at 0 K. In the other LnCoO_3 compounds where the Ln ion has unpaired $4f$ electrons the contribution of the cobalt ions to the magnetic susceptibility (χ_{co}) may be obtained by subtracting out the contribution

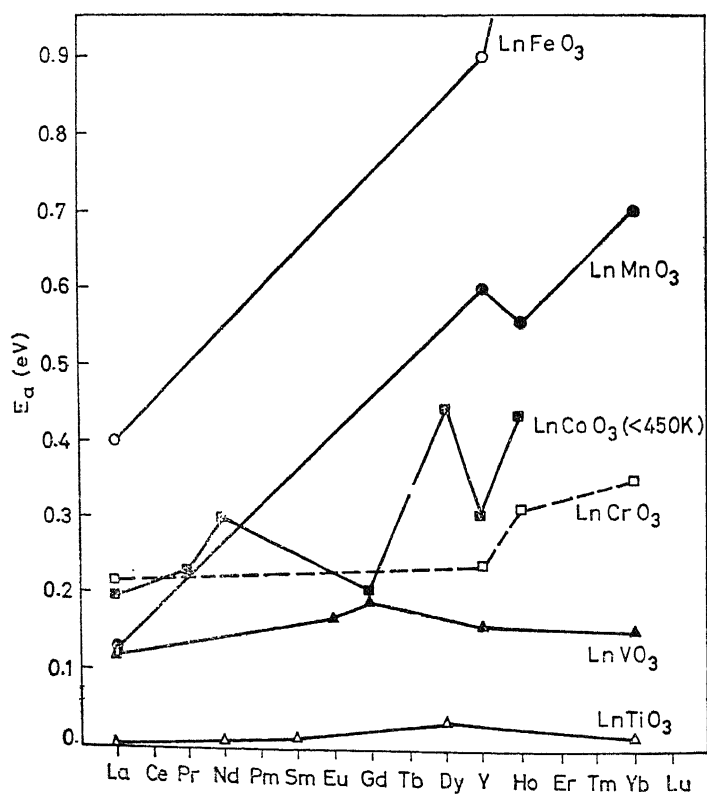


Figure 3. Variation in the activation energy (E_a) for electrical conduction of the LnBO_3 compounds with rare-earth ion.

to the susceptibility from the Ln^{3+} ions (as obtained from measurements on the isostructural LnAlO_3 compounds). The $\chi_{\text{Co}^{3+}}^{-1}$ vs T plots of the various LnCoO_3 compounds show maxima similar to that observed in LaCoO_3 at 40 K and the shapes of these curves agree with the theoretical curves obtained by Ramasesha *et al* (1979). If we take the maximum in χ^{-1} to correspond to the spin state transition temperature T_s , we see that T_s increases as we go down the rare-earth series as shown in figure 4. This trend reflects the increase in the crystal field around the Co^{3+} ion down the rare-earth series.

4. Magnetic interactions

We also show in figure 4 the antiferromagnetic ordering temperatures of the LnBO_3 compounds ($\text{B} = \text{Fe}^{3+}, \text{Cr}^{3+}, \text{V}^{3+}$). In all these cases the magnetic ordering tempe-

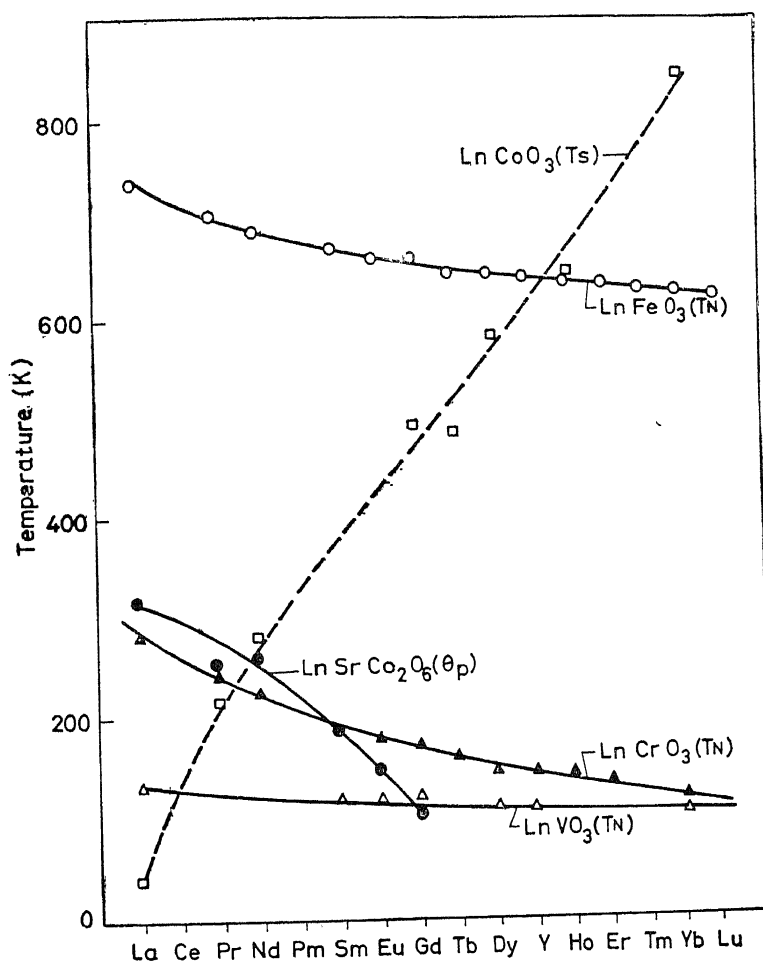


Figure 4. Variations in the spin-state transition temperature T_s of Co^{3+} ions with rare-earth ion in LnCoO_3 and in the magnetic ordering temperature (T_N) of LnVO_3 , LnCrO_3 and LnFeO_3 and paramagnetic Curie temperature (θ_p) of $\text{LnSrCo}_2\text{O}_6$ with rare-earth ion.

ture decreases monotonically with the size of the rare-earth ion. Since these solids behave as insulators the magnetic interaction is through the cation-anion-cation super-exchange mechanism. As seen from Goodenough's phase diagram (figure 1) the magnetic ordering temperature of the localised electron region is expected to decrease with b and hence with the increasing acidity or the decreasing size of the rare earth ion.

We have examined the magnetic ordering temperature (Rao *et al* 1977) of the itinerant electron ferromagnets $\text{LnSrCo}_2\text{O}_6$ ($\text{Ln} = \text{La, Pr, Nd, Sn, Eu, Gd}$) where ferromagnetism arises from the $\text{Co}^{3+}\text{-O-Co}^{4+}$ interaction. The paramagnetic Curie temperature θ_p decreases as Ln is varied from La to Gd (figure 4). Hysteresis data show that the saturation magnetisation values at 77 K are almost independent of the rare-earth ion indicating that there is no contribution from the 4f electrons to the magnetic moments in the ordered state. This is quite unlike the case of rare-earth ion garnets where the magnetic moments of the rare-earth ions are coupled to those of the iron ions. This seems to be a convincing demonstration that only the size of the rare-earth ion is important in determining the strength of the B-O-B interactions. That the acidity of the rare-earth ion is important is

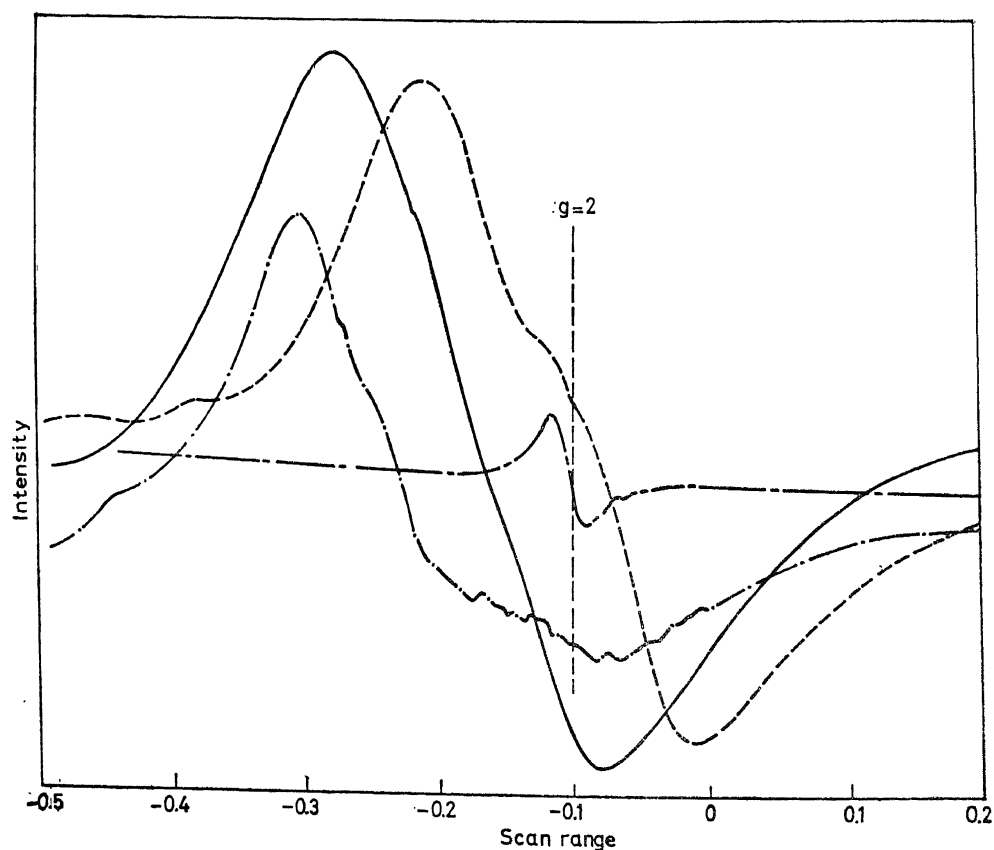


Figure 5. ESR spectra of some $\text{La}_{0.98}\text{Ln}_{0.02}\text{NiO}_3$ compounds ($\text{Ln} = \text{Nd, Gd, Dy}$) at room temperature. Scan range 8×1 kG, field set 4050 G, modulation amplitude 16 G, microwave frequency 9.05 GHz.

supported by the fact that the substitution of Sr in $\text{LaSrCo}_2\text{O}_6$ by a more acidic ion such as Ca^{2+} decreases θ_p while a more basic ion such as Ba^{2+} increases θ_p .

We have recently carried out some preliminary investigations on the properties of $\text{La}_{1-x}\text{Ln}_x\text{NiO}_3$ systems in order to examine $d-f$ exchange interaction. Since LaNiO_3 has only itinerant d electrons, localised f electrons of Ln^{3+} ions could perturb the conduction d electrons by a mechanism similar to the $s-d$ exchange interaction. Our preliminary results with $\text{La}_{0.98}\text{Ln}_{0.02}\text{NiO}_3$ ($\text{Ln} = \text{Nd, Gd, Dy, Y}$) do not show any systematic changes in the magnetic susceptibility at room temperatures, although the Nd and Dy substituted compound show a field dependence of the magnetic susceptibility at room temperatures which disappears at higher temperatures. ESR studies of powders of these compound show rather surprising results. Thus the ESR spectrum (figure 5) of $\text{La}_{0.98}\text{Ln}_{0.02}\text{NiO}_3$ shows a single broad line (line width of nearly 2000 G) only when $\text{Ln}^{3+} = \text{Nd}^{3+}, \text{Dy}^{3+}$ or Gd^{3+} but not with pure LaNiO_3 or with the Y^{3+} substituted sample (although the size of the Y^{3+} ion is comparable to that of Dy^{3+}). Such lines are not found in the corresponding $\text{La}_{0.98}\text{Ln}_{0.02}\text{AlO}_3$ samples. These results seem to support that the Ni^{3+} ions are localised around the rare earth ion and quite in contrast with our earlier discussion there seems to be some magnetic interactions between the d electron of Ni^{3+} and the f electrons of the Ln^{3+} ion. We have not yet ascertained whether this is peculiar to Ni^{3+} ions alone. (The g values observed are different and quite close to those reported for the Ln^{3+} ions in other matters). The changes in the g values and the changes in the shape clearly rule out the possibility of the signal being due to the presence of Ni^{2+} ions.

Another interesting experiment under way in this laboratory is to find the occurrence of Kondo anomaly or spin glass behaviour in LaNiO_3 (and similar metallic hosts) doped with magnetic rare earth or transition metal ions. Such studies in oxide systems have not been reported hitherto.

Acknowledgements

The authors thank the Department of Science and Technology and the University Grants Commission, New Delhi, for financial support.

References

- Ganguly P, Om Parkash and Rao C N R 1976 *Phys. Status Solidi* **36** 669 and references therein
- Goodenough J B 1966 *J. Appl. Phys.* **37** 1415
- Ramasesha S, Ramakrishnan T V and Rao C N R 1979 *J. Phys.* **C12** 1307
- Rao C N R, Om Parkash, Bahadur D, Ganguly P and Nagabushana S 1977 *J. Solid State Chem.* **22** 353

