





International Journal of Scientific and Engineering Research


- [Home](#)
- [About](#)
- [Publication](#)
- [Indexing](#)
- [Latest News](#)
- Call For Papers**

International Journal of Scientific & Engineering Research (ISSN 2229-5518) - Call For Research Papers
[Digitally Signed E-certificate - Publication Certificate.](#)

 [Thesis Publication](#)
[Forum](#)

 [Conference Sponsorship \(CSP\)](#)

 [Conference Papers 2016](#)

 [Register for IJSER Research](#)

 [IJSER Xplore® Database](#)

3.8 Factor
IMPACT

- [Call For Paper 2016](#)
- [Research Paper Status](#)

[IJSER - Vol 6,Year 2015 Archives](#)



[Call For Paper - Aug 2016](#)



The [International Journal of Scientific & Engineering Research](#) is a one-stop, open access source for a large number of high quality and peer reviewed journals in all the fields of science, engineering and technology. Scientists and engineers involved in research can make the most of this growing global forum to publish papers covering their original research or extended versions of already published conference/journal papers, scholarly journals, academic articles, etc.

The published papers are made highly visible to the scientific community through a wide [indexing](#) policy adopted by this online international journal. Hence, they can freely be accessed and utilized by everyone for the development of science and technology.

Being a part of an eco-friendly community, IJSER favors and promotes e-publication of papers to truly present itself as an online 'GREEN journal'. Submit your papers today!.

[Online Submission](#)

Authors

- [Authors](#)
- [GuideLines](#)
- [Publication](#)
- [Charge](#)
- [Registration](#)
- [Certificate](#)
- [Request](#)
- [Thesis](#)
- [Publication](#)
- [How to publish research paper](#)
- [Research Paper Topics](#)
- [FAQs](#)

DOI:10.14299/000000



[Prestigious IC Journals Master List ICV Score 5.27 points](#)

Editors

- [Editorial Board](#)

[Editorials](#)

[Call For Papers](#)

[Research Paper Publishing Policy](#)

[IJSER Publication Aim & Scope](#)

Thesis
Publication

[2013-2014
List of Thesis
Online Thesis
Submission
Thesis
Publication
Detail](#)

Current
Publications

2016 Edition

[January
2016 Edition](#)

[February
2016 Edition](#)

[March 2016
Edition](#)

[April 2016
Edition](#)

[May 2016
Edition](#)

[June 2016
Edition](#)

[July 2016
Edition](#)

[August 2016
Edition](#)

.....
.....

2015 Edition

[January
2015 Edition](#)

[February
2015 Edition](#)

[March 2015
Edition](#)

[April 2015
Edition](#)

We invite you to submit high quality papers for review and possible publication in all areas of engineering, science and technology. All authors must agree on the content of the manuscript and its submission for publication in this journal before it is submitted to us. All the manuscripts submitted for publication are first peer reviewed to make sure they are original, relevant and readable. Manuscripts should be submitted via [Online Submission](#) only.
[More..](#)

IJSER publishes articles that emphasizes research, development and application within the fields of engineering, science and technology. All manuscripts are pre-reviewed by the editorial review committee. Contributions must be original, not previously or simultaneously published elsewhere, and are critically reviewed before they are published. Papers, which must be written in English, should have sound grammar and proper terminologies.
[More..](#)

IJSER is an international online journal in English published monthly. This academic journal and scholarly peer reviewed journal is an online journal having full access to the research and review paper. IJSER hopes that Researchers, Research scholars, Academician, Industrialists, Consultancy etc. would make use of this journal publication for the development of science and technology.
[More..](#)



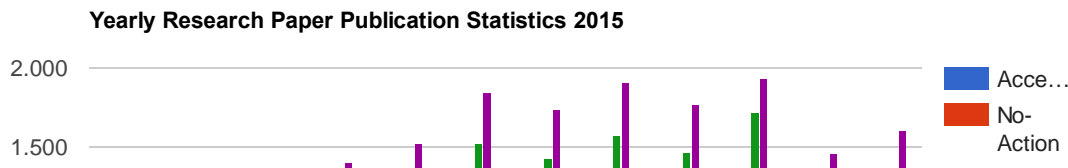
Call for papers

IJSER Call for papers for Volume 7, Issue 8 - Research Paper Submission Deadline: August 31, 2016

[Online Submission Tool](#)

Open Access Journal Publication

[Home](#) > [Call for Paper](#) > [Online Submission](#) > [Author Guidelines](#) > [Registration](#) > [Certificate](#)



[May 2015 Edition](#)
[June 2015 Edition](#)
[July 2015 Edition](#)
[August 2015 Edition](#)
[September 2015 Edition](#)
[October 2015 Edition](#)
[November 2015 Edition](#)
[December 2015 Edition](#)

[2014 Edition](#)
[January 2014 Edition](#)
[February 2014 Edition](#)
[March 2014 Edition](#)
[April 2014 Edition](#)
[May 2014 Edition](#)
[June 2014 Edition](#)
[July 2014 Edition](#)
[August 2014 Edition](#)
[September 2014 Edition](#)
[October 2014 Edition](#)
[November 2014 Edition](#)
[December 2014 Edition](#)



List of International Journals
(New Portals Launched to share journal specific Information Only !)

International Journal of Computer Science & Engineering	International Journal of Humanities, Literature & Arts	International Journal of Health and Medical Sciences
International Journal of Business, Economics & Management	International Journal of Physics & Mathematics	International Journal of Chemical & Material Science
International Journal of Electronics and Communication	International Journal of Social Science	International Journal of Life Sciences & Earth Sciences

2013 Edition

[January](#)

[2013 Edition](#)

[February](#)

[2013 Edition](#)

[March 2013](#)

[Edition](#)

[April 2013](#)

[Edition](#)

[May 2013](#)

[Edition](#)

[June 2013](#)

[Edition](#)

[July 2013](#)

[Edition](#)

[August 2013](#)

[Edition](#)

[September](#)

[2013 Edition](#)

[October](#)

[2013 Edition](#)

[November](#)

[2013 Edition](#)

[December](#)

[2013 Edition](#)

Archives

[2012](#)

[Publications](#)

[\[1 2 3 4 5 6 7](#)

[8 9 10 11 12 \]](#)

[2011](#)

[Publications](#)

[\[1 2 3 4 5 6 7](#)

[8 9 10 11 12 \]](#)

[2010](#)

[Publications](#)

[\[1 2 3 \]](#)

[Downloads](#)

[Template](#)

[Registration](#)

[Form](#)
[Copyright](#)
[Transfer](#)

[Contacts](#)

[HOME](#) | [IJSER Tv \(Videos\)](#) | [IJSER FORUM](#) | [CONFERENCES \(CSP\)](#) | [SEARCH](#) | [CALL FOR PAPER](#)
[IJSER Wiki](#) | [EDITORIALS](#) | [IJSER Xplore](#)

©2010-15 International Journal of Scientific & Engineering Research • [Privacy Policy](#)

[Contact Us](#)
[Sitemap](#)

This is a preview of SCOPUS.

[Click here](#) to learn more about accessing SCOPUS with our Integration Services. Visit also our [SCOPUS Info Site](#).

The Scopus Author Identifier assigns a unique number to groups of documents written by the same author via an algorithm that matches authorship based on a certain criteria. If a document cannot be confidently matched with an author identifier, it is grouped separately. In this case, you may see more than 1 entry for the same author.

Print | E-mail

Nurhadi, Hendro

Institut Teknologi Sepuluh Nopember, Department of Ocean Engineering, Surabaya, Indonesia

Author ID: 25646368600

[About Scopus Author Identifier](#) | [View potential author matches](#)

Other name formats: Nurhadi

Documents: 12

[Analyze author output](#)

Citations: 9 total citations by 9 documents

h-index: 1

[View *h*-graph](#)

Co-authors: 14

Subject area: Engineering , Computer Science [View More](#)

Follow this Author [Receive emails when this author publishes new articles](#)

[Get citation alerts](#)

[Add to ORCID](#)

[Request author detail corrections](#)



12 Documents | Cited by 9 documents | 14 co-authors

12 documents

[View in search results format](#)

Sort on: **Date** [Cited by](#) [...](#)

[Export all](#) | [Add all to list](#) | [Set document alert](#) | [Set document feed](#)

Author History

Publication range: 2009 - 2015

References: 129

Source history:

Proceedings of 2014 International Conference on Intelligent Autonomous Agents, Networks and Systems, INAGENTSYS 2014 [View documents](#)
 Applied Mechanics and Materials [View documents](#)
 Proceedings of 2013 International Conference on Robotics, Biomimetics, Intelligent Computational Systems, ROBIONETICS 2013 [View documents](#)
[View More](#)

[Show Related Affiliations](#)

Ensemble kalman filter with a square root scheme (EnKF-SR) for trajectory estimation of AUV SEGOROGENI ITS	Herlambang, T., Djatmiko, E.B., Nurhadi, H.	2015	International Review of Mechanical Engineering	0
Show abstract Related documents				
Control simulation of an Automatic Turret Gun based on force control method	Moh. Naszir, T., Pramujati, B., Nurhadi, H., Pitowarno, E.	2015	Proceedings of 2014 International Conference on Intelligent Autonomous Agents, Networks and Systems, INAGENTSYS 2014	0
Show abstract Related documents				
Preliminary numerical study on designing navigation and stability control systems for ITS AUV	Herlambang, T., Nurhadi, H., Subchan	2014	Applied Mechanics and Materials	1
Show abstract Related documents				
Experimental-based TGPID motion control for 2D CNC machine	Nurhadi, H., Subowo, Hadi, S., Mursid, M.	2014	Applied Mechanics and Materials	0
Show abstract Related documents				
Preliminary study on magnetic levitation modeling using PID control	Patriawan, D.A., Pramujati, B., Nurhadi, H.	2014	Applied Mechanics and Materials	0
Show abstract Related documents				
Sliding-mode (SM) and Fuzzy-Sliding-Mode (FSM) controllers for high-precisely linear piezoelectric ceramic motor (LPCM)	Nurhadi, H.	2013	Proceedings of 2013 International Conference on Robotics, Biomimetics, Intelligent Computational Systems, ROBIONETICS 2013	0
Show abstract Related documents				
Multistage rule-based positioning optimization for high-precision LPAT	Nurhadi, H.	2011	IEEE Transactions on Instrumentation and Measurement	0
Show abstract Related documents				
Experimental PC based TGPID control method for 2D CNC machine	Nurhadi, H., Tarnag, Y.-S.	2011	Expert Systems with Applications	1
Show abstract Related documents				
Study on controller designs for high-precisely linear piezoelectric ceramic motor (LPCM): Comparison of PID-sliding-fuzzy	Nurhadi, H., Kuo, W.-M., Tarnag, Y.-S.	2010	Proceedings of the 2010 5th IEEE Conference on Industrial Electronics and Applications, ICIEA 2010	0
Show abstract Related documents				
Two-stage rule-based precision positioning control of a piezoelectrically actuated table	Kuo, W.M., Tarnag, Y.S., Nian, C.Y., Nurhadi, H.	2010	International Journal of Systems Science	0
Show abstract Related documents				
Open- and closed-loop system of computer integrated desktop-scale CNC machine	Nurhadi, H., Tarnag, Y.-S.	2009	IFAC Proceedings Volumes (IFAC-PapersOnline)	0
Show abstract Related documents				
Experimental approached optimisation of a linear motion performance with grey hazy set and Taguchi analysis methods (GHST) for ball-screw table type	Nurhadi, H., Tarnag, Y.-S.	2009	International Journal of Advanced Manufacturing Technology	7
Show abstract Related documents				

Display results per page

Page 1

[Top of page](#)

The data displayed above is compiled exclusively from articles published in the Scopus database. To request corrections to any inaccuracies or provide any further feedback, please [contact us](#) (registration required).
The data displayed above is subject to the privacy conditions contained in the [privacy policy](#).

About Scopus[What is Scopus](#)[Content coverage](#)[Scopus Blog](#)[Scopus API](#)[Privacy Matters](#)**Language**[日本語に切り替える](#)[切换到简体中文](#)[切换到繁體中文](#)**Customer Service**[Help and Contact](#)

ELSEVIER[Terms and Conditions](#)[Privacy policy](#)

Copyright © 2016 Elsevier B.V. All rights reserved. Scopus® is a registered trademark of Elsevier B.V.
Cookies are set by this site. To decline them or learn more, visit our [Cookies page](#)

A Study on the Effect of an Attractive and a Repulsive Forces with Feedback Control on a Magnetic Levitation System

Bambang Pramujati, Hendro Nurhadi, Desmas A Patriawan

Abstract - This research was conducted to observe the effect of an attractive force and a repulsive force on a magnetic levitation (maglev) with the addition of a feedback control system. Initially, the study was conducted by observing the displacement gap from both type of maglev without an application of a control system. Closed loop control experiments were performed by implementing a Proportional-Integral-Derivative (PID) controller in order to maintain the displacement gap. Stable responses from both simulation control and experiments indicated that the PID controller can be employed to control the gap between the magnet and the levitated object. However, the results of the repulsive maglev control show faster response and smaller steady state error in comparison with the attractive maglev control.

Index Terms - magnetic levitation, displacement gap, repulsive-attractive force, electromagnetic, feedback control system, PID controller

1. INTRODUCTION

Nowadays, traffics in many cities around the globe becoming issues and problems that need to be resolved. As the number of population increases rapidly, private vehicles and air services are no longer able to serve as mass rapid transport anymore [1]. The number of vehicles on the road, not only contributes worsen the traffic jammed but also produces polluted environment. Therefore, the availability of transportation system to serve the public movement which is more efficient, safe, efficient and eco-friendly vehicles are imperative these days. Obviously, the new generation of this vehicle must suited to mass transportation and magnetic levitation (maglev) train is one of the best option for such transportation system [1][2].

With the development of industrial technology, many researchers have focused their work to further improve maglev technology. Maglev train uses magnetic force to levitate vehicle a short distance away from a guide as well as to propel the vehicle [3]. In comparison, conventional train uses friction between wheel and train to drive the train forward. Therefore, maglev trains tend to move more quietly as well as more smoothly than the wheeled ones. In addition, these trains can reach very high speed since there is no friction between train and the guide.

Magnetic forces can be generated by using several methods such as electromagnetics [4] and superconducting [5]. In her research, Lilienkamp et al [4], utilized a permanent magnet and an electromagnetic field to generate levitation forces. The result of this research was then used by others as a basis for developing a stable magnetic levitation forces [6]. Superconductor $YBa_2Cu_3O_{7-x}$ (YBCO) and permanent magnet can also be used to produce levitation forces. The YBCO presents superconducting state at temperatures below 92 K, which can be achieved within a liquid nitrogen bath [7]. However, levitation forces generated using superconducting are difficult to be controlled as compared to electromagnetic source. Maglev system with electromagnets can be used as handling objects without contact which yield significant advantages over conventional handling [8].

In general, based on the source of levitation forces, a maglev system can be classified into an attractive system and a propulsive system. The attractive system uses an attractive forces to maintain the gap between the moving components and the fixed components, while the repulsive systems uses repulsive forces to push the moving components above and the fixed components and then maintain the gap between them [9]. Both of the systems have a different characteristics from one to another which is shown in Table 1 [10].

TABLE 1. COMPARISON OF MAGLEV SYSTEM [10]

Maglev system	Types of magnets	Battery on carries	Controllability
Attractive	DC electromagnet	Large size	Good
	Hybrid magnet	Medium size	Fair
	AC electromagnet	No	Good
Repulsive	DC electromagnet	Medium	Good
	Permanent magnet	No	Poor

- Bambang Pramujati is currently a lecturer with the Department of Mechanical Engineering, ITS, Surabaya, Indonesia - 60111, Email: pramujati@me.its.ac.id
- Hendro Nurhadi is currently a lecturer with the Department of Mechanical Engineering, ITS, Surabaya, Indonesia - 60111, Email: hdmurhadi@me.its.ac.id
- Desmas A Patriawan is currently a lecturer with the Department of Industrial Engineering, Pelita Harapan University, Surabaya, Indonesia - 60234, Email: patriawan87@gmail.com

This research is aimed to study the effect of those two forces on a levitation system with the application of feedback control, i.e. Proportional Integral and Derivative (PID).

2. DESIGN OF MAGLEV SYSTEM

As mention earlier in this paper, maglev system can be divided into two different systems, i.e. attractive and repulsive systems, as shown in Fig 1.. Both systems shown in Fig 1 were designed and constructed using the same specifications, with the only difference was the generating force. Two main parts for maglev system are the electromagnetic and the permanent magnet. A stable levitation can be obtained as long as the force between the permanent magnet and the electromagnet at the equilibrium state.

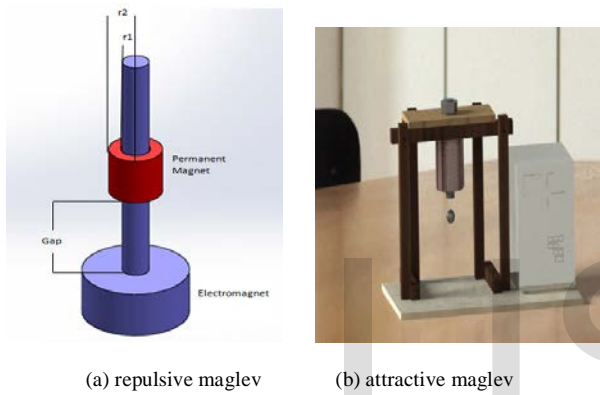


Fig 1. Maglev system [11]

The force generated by permanent magnet is highly influenced by the material as well as the size of the permanent magnet. Table 1 shows the characteristics of several type of magnetic materials. It can be seen that the Nd₂Fe₁₄B or neodymium has the highest values as compared to the other types of permanent magnets, and therefore, neodymium material was used in the modeling of maglev system.

Table 1. Commercial characteristics of the magnetic [12].

	B_r (T)	J_s (T)	iH_c (kA m ⁻¹)	BH_c (kA m ⁻¹)	$(BH)_{max}$ (kJ m ⁻³)
SrFe ₁₂ O ₁₉	0.41	0.47	275	265	34
Alnico	1.25	1.40	54	52	43
SmCo ₅	0.88	0.95	1700	660	150
Sm ₂ Co ₁₇ *	1.08	1.15	800	800	220
Nd ₂ Fe ₁₄ B	1.28	1.54	1000	900	300

The magnetic force generated by a permanent magnet can be calculated using the following equation:

$$F_{PM} = BH \times Volume \quad (1)$$

where F_{PM} is the force generated by permanent magnets, BH is the magnetic field generated by the magnet material. The force can be obtained using vector multiplication with

the volume of the object levitator. The calculation yields different values of magnetic forces as shown in Table 2. Although *Rare Earth-Iron Alloys* also known as neodymium produces the largest magnetic force, this material is very difficult to find and its price is very expensive (the case in Indonesia).

Table 2. Forces calculated for different magnetic materials

Magnetic materials	Force
<i>Ferro Oxide</i> (SrFe ₁₂ O ₁₉)	0.034 N
<i>Alnico</i>	0.043 N
<i>Rare Earth –Cobalt Alloys</i> (SmCo ₅)	0.15 N
<i>Rare Earth-Iron Alloys</i> (Nd ₂ Fe ₁₄ B)	0.3 N

Stable levitation is also affected by the electromagnetic force, which can be generated either from a toroid or a solenoid. In this paper, the electromagnetic force was generated from the solenoid. The generated force depends upon the magnitude of magnetic field. Ampere's law approach can be employed to determine the magnetic field in the solenoid, ie:

$$B_{EM} = \mu_0 i_0 n \quad (2)$$

where n is the numbers of turns per unit length, μ_0 is the permeability of air and i_0 is the current through the solenoid wire [13].

Using the Lorentz force law, the electromagnetic force can then be determined as,

$$\vec{F}_{EM} = q\vec{v} \times \vec{B} \quad (3)$$

where q is positive electric charge and \vec{v} is vector velocity. The direction of the force given in Eq (3), can be obtained by the right hand rule. The force relationship above can also be presented in the form of a vector product of

$$\vec{F}_{EM} = \vec{I}L \times \vec{B} \quad (4)$$

where \vec{I} is the current through the length of the wire L .

A block diagram of maglev system is necessary to develop the model and hence determine the forces acting on the maglev system. Magnetic force creates a springy action on the levitate object and hence can be considered as a spring. Fig 2 shows the block diagram of repulsive maglev system, while Fig 3 depicts the block diagram of an attractive maglev system.

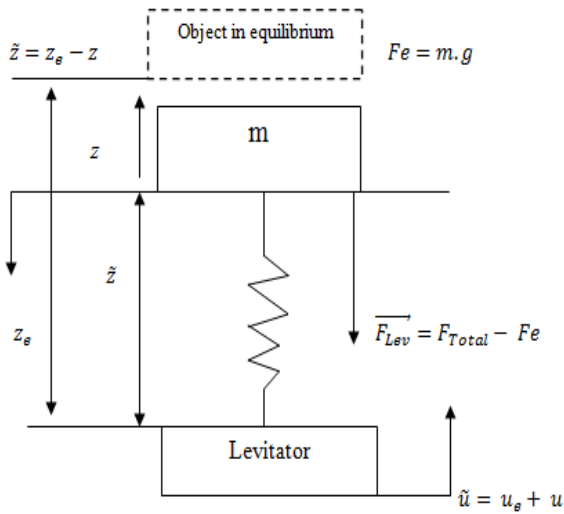


Fig 2. Block diagram for a repulsive system

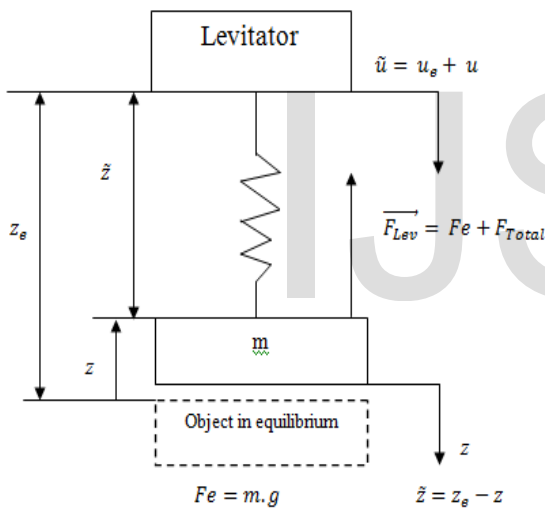


Fig 3. Block diagram for an attractive system

Force equation is linearized around the operating point (u_e, z_e, F_e) , in which the levitation force of the operating point must of $F_e = m.g$. The result of the linearized equation for repulsive maglev system becomes,

$$m\ddot{z} = k_u u - k_z z \tag{5}$$

where k_u is force-input factor and k_z is force-displacement factor. Whereas in the attractive maglev system has the following equation,

$$m\ddot{z} = k_u u + k_z z \tag{6}$$

Force-input factor in the maglev system is given by the force in the permanent magnet and electromagnet, while force-displacement factor is generated by the gravitational force on the object levitation. The transfer function of the maglev system H_{SYS} can be derived from equation (5) for

repulsive maglev and equation (6) for attractive maglev in the Laplace conjugate domain. Assuming the initial conditions are zero, then the equation in the Laplace form for repulsive system is,

$$H_{sysR} = \frac{I(s)}{J(s)} = \frac{k_u}{ms^2 + k_z} \tag{7}$$

while the transfer function for attractive model is given by,

$$H_{sysA} = \frac{I(s)}{J(s)} = \frac{k_u}{ms^2 - k_z} \tag{8}$$

The objective of the maglev system is to provide a stable vertical gap between the magnet and the levitated object. Therefore, a good feedback control system need to be designed and implemented to achieve such objective. A proportional integral and derivative PID controller was employed as the feedback control system in this research. Its three-term functionality offers treatment for both transient and steady-state responses. The transfer function of a PID controller is often expressed in the ideal form of

$$G_{PID} = \frac{U(s)}{E(s)} = K_p(1 + \frac{1}{T_I s} + T_D s) \tag{9}$$

Therefore the control moves or manipulated variables can be determined using the following equation.

$$u_{PID}(t) = K_p e(t) + K_i \int_0^t e(t)dt + K_d \frac{de(t)}{dt} \tag{10}$$

Equation (10) can also be expressed in discretized form as,

$$u_{PID}(t_k) = K_p e(t_k) + K_i \sum_{k=1}^n (e(t_k) \cdot \Delta t_k) + K_d \frac{\Delta e(t_k)}{\Delta t_k} \tag{11}$$

PID parameters can be determined using several approaches and one of them is Ziegler Nichols tuning method.

Table 3. Ziegler Nichols tuning formulae [14]

Controller type	K_P	T_i	T_d
P	$0.5 K_{cr}$	∞	0
PI	$0.45 K_{cr}$	$1/1.2 P_{cr}$	0
PID	$0.6 K_{cr}$	$0.5 P_{cr}$	$0.125 P_{cr}$

where K_{cr} and P_{cr} represent the ultimate gain and frequency, respectively.

3. RESULTS AND DISCUSSION

In order to control the gap between the levitator and the levitated object as shown in Fig 4, the gap has to be measured and this can be done using hall-effect sensor. This sensor able to detect the magnetic field as well as the distance between object and the magnet. The change in the

gap width of the maglev system is used as an indicator whether or not the system is stable. Gap setpoint was set to be 10 mm and the controller should be able to maintain the desired distance. Based on the experiments data, the gap of 10 mm can be achieved by making an electromagnet to produce a force of 0.66 N.

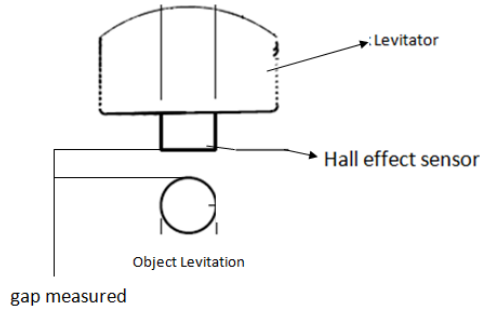


Fig 4. Measured gap between a levitator and a levitated object

The experiment uses magnetic ferrite oxide since this type of magnet can be easily found in the market, although it produces the least electromagnetic force. The required force can be produced by a magnetic system which has number of winding of 600 and 60 A current.

The open loop test responses for both repulsive and attractive maglev systems are depicted in Fig 5 and Fig 6, respectively. These results can be used to determine the appropriate controller parameters for the system as well as to evaluate the stability of the maglev system.

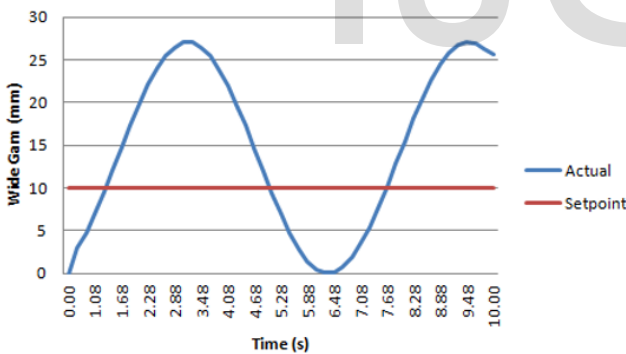


Fig 5. Open loop test response of a repulsive maglev

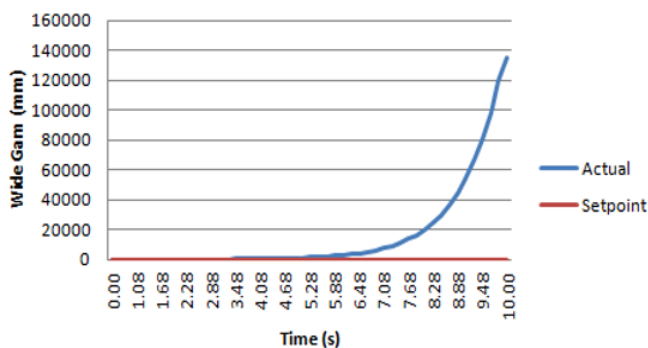


Fig 6. Open loop test response of an attractive maglev

It can be seen in Fig 5 that the change in position of the gap for the repulsive maglev system resulted in not only produces oscillate response but also yields a fairly large error. However, Fig 6 shows different responses of attractive maglev when it is subjected to a step input test. The response indicates that the gap was maintained only in the beginning of the test and then eventually unable to keep the levitated object in place. Both responses suggest that the two systems were unable to keep the gap width in accordance with the setpoints, despite of the generated different responses. Therefore, closed loop feedback control is required to improve their both transient and steady state responses.

Using tuning of Ziegler Nichols method, the PID controller parameters were obtained. Although tuning method was used to determine the controller parameter, it is common that fine tuning during the application is necessary and its results were Kp of 10, Ki of 2.5 and Kd of 4. Prior to the application of PID controller, proportional and derivative (PD) controller was employed to maintain the gap between levitated object and the levitator. Manipulated variable of PD controller can be determined using the following discretized equation,

$$u_d(t_k) = K \left(e(t_k) + T_d \frac{\Delta e(t_k)}{\Delta t_k} \right) \quad (12)$$

Fig 7 shows the response of closed loop control of an attractive maglev system having different PD controller parameters. It can be seen that good control performances were achieved, however there exist steady state errors for all responses. It is understood since the only controller that will be able to force the steady state error to zero is proportional and integral (ideal PI controller).

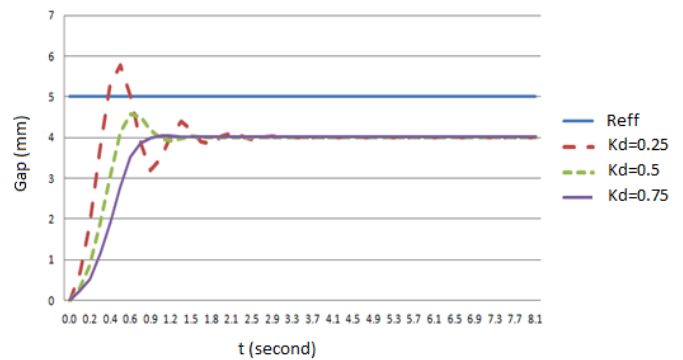


Fig 7. Responses of an attractive maglev system using PD controller

PID controller was then implemented for both repulsive and attractive maglev system to improve their transient as well as the steady state responses. The obtained responses indicate that better closed loop performance was achieved for repulsive maglev system as compared to the attractive ones. For repulsive maglev system, gravitational force drives the levitated object approaches the levitator and hence it provides a faster response. On the other hand, gravitational force opposes the motion of levitated object approaching the levitator in attractive maglev system.

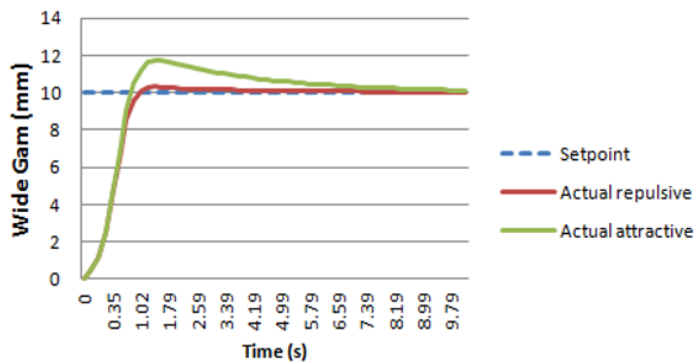


Fig 8. PID application on both a repulsive and an attractive maglev

4. CONCLUSION

Open loop test responses for both repulsive and attractive maglev system result in two very different responses. The repulsive maglev generates an oscillate response which yields different width of the gap from time to time between the object levitation with levitator. Response of an attractive maglev system shows stable response for a short period of time and then the gap increases exponentially. Therefore, the application of feedback control system is required in order to generate a stable levitation.

The addition of feedback control system significantly improve the performance of the maglev system. Ziegler-Nichols tuning strategy was used to obtain the controller parameters and the obtained parameters were K_p : 10, K_i : 2.5 and K_d : 4. Two different responses were achieved due to the effect of the gravitational force. An attractive maglev system yields a faster response than the repulsive maglev system.

REFERENCES

- [1]. Lee, H.W., Kim, K.C., and Lee, J, "Review of Maglev Train Technologies," *IEEE Transactions on Magnetics*, vol. 42, no 7, pp. 1917-1925, 2006
- [2]. L. Yan, "Suggestion for Selection of Maglev Option for Beijing-Shanghai High-Speed Line", *IEEE Transactions on Applied Superconductivity*, vol 14, pp. 936 – 939, 2004
- [3]. M. Yadav, N. Mehta, A. Gupta, A. Chaudhary, and D.V. Mahindru, "Review of Magnetic Levitation (Maglev): a Technology to Propel Vehicles with Magnet", *Global Journal of Researches in Engineering Mechanical and Mechanics*, vol 13, no 7, pp. 29-42, 2013
- [4]. K.A. Lilienkamp and L. Kent, "Low-Cost Magnetic Levitation Project Kits for Teaching Feedback System Design", *American Control Conference*, Massachusetts Institute of Technology, 2004.
- [5]. H. Nakashima, "The Superconducting Magnet for the Maglev Transport System," *IEEE Trans. Magnetics*, vol. 30, no 4, pp. 1572–1578, 1994

- [6]. T. Ohji, T. Shinkai, K. Amei, and M. Sakui, "Application of Lorentz to Magnetic Levitation System for non-Magnetic Thin Plate", *Journal of Material Processing Technology*, vol 181, pp. 217-228, 2007
- [7]. W.M. Yang, L. Zhou, F. Yong, P.X. Zhang, X.X. Chao, X.B. Bian, S.H. Zhu, X.L. Wu and P. Liu, "A Small Maglev Car Model using YBCO Bulk Superconductor", *Superconductor Science Tech.*, vol 19, pp. 537-539, 2006
- [8]. E. West, A. Yamamoto, and T. Higuchi, "Automatic Object Release in Magnetic and Electrostatic Levitation System", *International Journal of Precision Engineering*, vol. 33, pp. 217-228, 2009
- [9]. C.M. Huang, J.Y. Yen and M.S. Chen, "Adaptive Nonlinear Control of Repulsive Maglev Suspension System", *Control Engineering Practice*, vol 8, pp. 1357-1367, 2000
- [10]. M.Y. Chen, K.N. Wu, L.C. Fu, "Design, Implementation and Self-tuning Adaptive Control of Maglev Guiding System", *Mechatronics*, vol 10, pp. 215-237, 2000
- [11]. D.A. Patriawan., B. Pramujati., and H. Nurhadi, "Preliminary Study on Magnetic Levitation Modelling using PID Control", *Applied Mechanics and Material*, vol 493, pp. 517-522, 2014
- [12]. J.M.D. Coey. "Permanent Magnet Applications", *International Journal of Magnetism and Magnetic Material*, vol 248, pp. 441-456, 2002
- [13]. J. Franden, "Handbook of Modern Sensors", Springer-Verlag, Inc. New York, 2004
- [14]. D. Xue, Y. Chen, and D.P. Atherton, "Linear Feedback Control", the Society for Industrial and Applied Mathematics, 2007