CERN-PH-EP/2011-045
2011/08/26

CMS-EWK-10-008

Measurement of $W\gamma$ and $Z\gamma$ production in pp collisions at $\sqrt{s} = 7$ TeV

The CMS Collaboration*

Abstract

A measurement of $W\gamma$ and $Z\gamma$ production in proton-proton collisions at $\sqrt{s} = 7$ TeV is presented. Results are based on a data sample recorded by the CMS experiment at the LHC, corresponding to an integrated luminosity of 36 pb^{-1} . The electron and muon decay channels of the W and Z are used. The total cross sections are measured for photon transverse energy $E_T^\gamma > 10$ GeV and spatial separation from charged leptons in the plane of pseudorapidity and azimuthal angle $\Delta R(\ell, \gamma) > 0.7$, and with an additional dilepton invariant mass requirement of $M_{\ell\ell} > 50$ GeV for the $Z\gamma$ process. The following cross section times branching fraction values are found: $\sigma(\text{pp} \rightarrow W\gamma + X) \times \mathcal{B}(W \rightarrow \ell\nu) = 56.3 \pm 5.0$ (stat.) ± 5.0 (syst.) ± 2.3 (lumi.) pb and $\sigma(\text{pp} \rightarrow Z\gamma + X) \times \mathcal{B}(Z \rightarrow \ell\ell) = 9.4 \pm 1.0$ (stat.) ± 0.6 (syst.) ± 0.4 (lumi.) pb. These measurements are in agreement with standard model predictions. The first limits on anomalous $WW\gamma$, $ZZ\gamma$, and $Z\gamma\gamma$ trilinear gauge couplings at $\sqrt{s} = 7$ TeV are set.

Submitted to Physics Letters B

*See Appendix A for the list of collaboration members

The study of $Z\gamma$ and $W\gamma$ production in proton-proton collisions is an important test of the standard model (SM) because of its sensitivity to the self-interaction between gauge bosons via trilinear gauge boson couplings (TGCs). These self-interactions are a direct consequence of the non-Abelian $SU(2) \times U(1)$ gauge symmetry of the SM and are a necessary ingredient to construct renormalizable theories involving massive gauge bosons that satisfy unitarity. The values of these couplings are fully fixed in the SM by the gauge structure of the Lagrangian. Thus, any deviation of the observed strength of the TGC from the SM prediction would indicate new physics, for example, the production of new particles that decay to $Z\gamma$ or $W\gamma$, or new interactions that increase the strength of the TGCs. Previous searches for anomalous TGCs (aTGCs) performed at lower energies by the e^+e^- LEP [1–8] and $p\bar{p}$ Tevatron experiments [9–14] yielded results consistent with the SM. Testing TGCs at the Large Hadron Collider (LHC) is particularly interesting because it extends the test of the validity of the SM description of interactions in the bosonic sector to substantially higher energies.

We present the first measurement of the $W\gamma$ and $Z\gamma$ cross sections, and of the $WW\gamma$, $ZZ\gamma$, and $Z\gamma\gamma$ TGCs at $\sqrt{s} = 7$ TeV, using data collected with the Compact Muon Solenoid (CMS) detector in 2010, corresponding to an integrated luminosity of 36 pb^{-1} .

Final-state particles in the studied collision events are reconstructed in the CMS detector, which consists of several subdetectors. The central tracking system is based on silicon pixel and strip detectors, which allow the trajectories of charged particles to be reconstructed in the pseudorapidity range $|\eta| < 2.5$, where $\eta = -\ln \tan(\theta/2)$ and θ is the polar angle relative to the counter-clockwise proton beam direction. CMS uses a right-handed coordinate system, in which the x axis lies in the accelerator plane and points towards the center of the LHC ring, the y axis is directed upwards, and the z axis runs along the beam axis. Electromagnetic (ECAL) and hadron (HCAL) calorimeters are located outside the tracking system and provide coverage for $|\eta| < 3$. The ECAL and HCAL are finely segmented with granularities $\Delta\eta \times \Delta\phi = 0.0175 \times 0.0175$ and 0.087×0.087 , respectively, at central pseudorapidities and with a coarser granularity at forward pseudorapidities; ϕ denotes the azimuthal angle, measured in radians. A preshower detector made of silicon sensor planes and lead absorbers is located in front of the ECAL at $1.653 < |\eta| < 2.6$. The calorimeters and tracking systems are located within the 3.8 T magnetic field of the superconducting solenoid. Muons are measured in gas-ionization detectors embedded in the steel return yoke. In addition to the barrel and endcap detectors, CMS includes extensive calorimetry in the forward regions. A detailed description of CMS can be found elsewhere [15].

The $W\gamma$ and $Z\gamma$ processes are studied in the final states $\ell\nu\gamma$ and $\ell\ell\gamma$, respectively, where ℓ is either an electron or a muon. Leading order (LO) $W\gamma$ production can be described by three processes: initial state radiation (ISR), where a photon is radiated by one of the incoming quarks; final state radiation (FSR), where a photon is radiated from the charged lepton from the W boson decay; and finally through the $WW\gamma$ vertex, where a photon couples directly to the W boson. In the SM, LO $Z\gamma$ production is described via ISR and FSR processes only, because the $ZZ\gamma$ and $Z\gamma\gamma$ TGCs are not allowed at the tree level.

As at LO the $W\gamma$ and $Z\gamma$ cross sections diverge for soft photons or, in the case of $Z/\gamma^*\gamma$ production, for small values of the dilepton invariant mass, we restrict the cross section measurement to the phase space defined by the following two kinematic requirements: the photon candidate must have transverse energy E_T^γ larger than 10 GeV, and it must be spatially separated from the final-state charged lepton(s) by $\Delta R(\ell, \gamma) > 0.7$, where $\Delta R = \sqrt{(\eta_\ell - \eta_\gamma)^2 + (\phi_\ell - \phi_\gamma)^2}$. Furthermore, for the $Z\gamma$ final state, the invariant mass of the two lepton candidates must be above 50 GeV.

The main background to $W\gamma$ and $Z\gamma$ production consists of W +jets and Z +jets events, respectively, where the photon candidate originates from one of the jets. We estimate this background from data. The contribution from other processes, such as $t\bar{t}$ and multijet QCD production, is much smaller and it is estimated from Monte Carlo (MC) simulation studies. All signal samples for $W\gamma + n$ jets and $Z\gamma + n$ jets ($n \leq 1$) are generated with SHERPA [16] and further interfaced with PYTHIA [17] for showering and hadronization. The kinematic distributions for these signal processes are further cross-checked with simulated samples generated with MADGRAPH [18] interfaced with PYTHIA and good agreement is found. The signal samples are normalized using the next-to-leading order (NLO) prediction from the NLO BAUR generator [19]. Background processes have been generated with the MADGRAPH + PYTHIA combination for $t\bar{t}$, W +jets, and Z +jets. Multijet QCD, γ +jets and diboson processes are produced using only the PYTHIA generator. All generated samples are passed through a detailed simulation of the CMS detector based on GEANT4 [20] and the same complete reconstruction chain used for data analysis. All background samples are normalized to the integrated luminosity of the data sample using NLO cross section predictions, except inclusive W and Z production, for which the next-to-next-to-leading order cross section is used [21].

Photon candidates are reconstructed from clusters of energy deposits in the ECAL. We require photon candidates to be in $|\eta| < 1.44$ or $1.57 < |\eta| < 2.5$. Photons that undergo conversion in the material in front of the ECAL are also efficiently reconstructed by the same clustering algorithm. The clustered energy is corrected, taking into account interactions in the material in front of the ECAL and electromagnetic shower containment [22]. The photon candidate's pseudorapidity is calculated using the position of the primary interaction vertex. The absolute photon energy scale is determined using electrons from reconstructed Z boson decays with an uncertainty estimated to be less than 2%, and further verified using an independent FSR $Z \rightarrow \mu\mu\gamma$ data sample, selected with similar selection criteria used to select $Z\gamma$ candidates events but with $\Delta R(\gamma, \mu) < 0.7$, by comparing the $\mu\mu\gamma$ invariant mass to the nominal Z boson mass. Both the position and the width of the peak of the $\mu\mu\gamma$ invariant mass distribution in MC simulation are found to be consistent with that observed in data. We estimate the systematic uncertainty due to modeling of the photon energy measurement by varying the photon energy scale and resolution in the MC simulation within the uncertainties of the data-MC simulation agreement of the $\mu\mu\gamma$ invariant mass distribution. To reduce the background from electrons, photon candidates must not have associated hits in the innermost layer of the pixel subdetector. To reduce the background from misidentified jets, photon clusters are required to be isolated from other activity in the ECAL, HCAL, and tracker system. This photon isolation is defined by requiring the scalar sum of transverse energies or momenta reconstructed in the HCAL, ECAL, and Tracker sub-detectors, and spatially separated from the photon candidate by $\Delta R < 0.4$, to be less than 4.2, 2.2, and 2.0 GeV, respectively. Finally, the photon candidate's energy deposition profile in pseudorapidity must be consistent with the shape expected for a photon [22]. The adopted photon selection criteria lead to a signal efficiency of about 90%, while significantly suppressing the major background from misidentified jets.

Electron candidates are reconstructed from clusters of energy deposited in the ECAL that are matched to a charged track reconstructed in the silicon tracker. Similar requirements to those for photon candidates are applied to the ECAL energy cluster. We require electron candidates to have $p_T > 20$ GeV and $|\eta| < 2.5$. Two sets of electron identification criteria based on shower shape and track-cluster spatial matching are applied to the reconstructed candidates. These criteria are designed to reject misidentified jets from QCD multijet production while maintaining at least 80% (95%) efficiency for electrons from the decay of W or Z bosons for the tighter (looser) criteria. This efficiency is defined relative to the sample of reconstructed electrons. The

tighter set of criteria is the same as the one used in the CMS measurement of the W and Z boson cross sections [23]. Electrons originating from photon conversions are suppressed by dedicated algorithms [24]. The tighter selection is used for the $W\gamma$ final state, while the looser selection is used for $Z\gamma$.

Muons are reconstructed as charged tracks matched to hits and segments in the muon system. The track associated with the muon candidate is required to have at least 11 hits in the silicon tracker, it must be consistent with originating from the primary vertex in the event, and it must be spatially well-matched to the muon system including a minimum number of hits in the muon detectors. These selection criteria follow the standard muon identification requirements employed in previous analyses [23] that are 95% efficient for muons produced in W and Z boson decays. All muon candidates are required to have $p_T > 20$ GeV and $|\eta| < 2.4$. The muon candidates in $W\gamma \rightarrow \mu\nu\gamma$ are further restricted to be in the fiducial volume of the single muon trigger, $|\eta| < 2.1$.

All lepton identification and reconstruction efficiencies of final state particles are measured in data using $Z \rightarrow \ell^+\ell^-$ events [23] and are found to be within a few percent of those obtained from MC simulation.

To estimate the background due to jets misidentified as photons, we use a method based on the assumption that the properties of jets misidentified as photons do not depend on the jet production mechanism and that photon candidates originating in jets in W +jets and Z +jets events are similar to those in multijet QCD events. We estimate the W +jets and Z +jets background contributions by measuring the E_T -dependent probability for a jet to be identified as a photon candidate, and then folding this probability with the nonisolated photon candidate E_T spectrum observed in the $W\gamma$ and $Z\gamma$ samples. The former is measured in a sample of multijet QCD events containing at least one high-quality jet candidate that satisfies the CMS jet trigger requirement [25]. Any photon candidate observed in such a sample is most likely a misidentified jet. We then measure the E_T^γ -dependent ratio of jets passing the full photon identification criteria to those identified as photons but failing the track isolation requirement. As the contribution from genuine photons in the multijet sample from γ +jets processes becomes significant at large values of E_T^γ , we subtract this contribution from the total ratio using a Monte Carlo simulation prediction. The obtained E_T -dependent probability is folded with the nonisolated photon candidates in the $W\gamma$ and $Z\gamma$ candidate events to estimate the number of W +jets and Z +jets events, respectively, passing the full selection criteria. The estimation of the background from misidentified jets for the $W\gamma$ and $Z\gamma$ processes is further cross-checked with W +jets and Z +jets MC simulation and with the results obtained from an independent study of photon cluster shower shapes following the same approach as in Ref. [26] (shape method). We observe good agreement between all three methods (Fig. 1).

A neutrino from leptonic W boson decay does not interact with the detector and results in a significant missing transverse energy, E_T^{miss} , in the event. The E_T^{miss} in this analysis is calculated with the particle-flow method [27]. The algorithm combines information from the tracking system, the muon chambers, and from all the calorimetry to classify reconstructed objects according to their particle type (electron, muon, photon, charged or neutral hadron). This allows precise corrections to particle energies and also provides a significant degree of redundancy, which renders the E_T^{miss} measurement less sensitive to calorimetry miscalibration. The E_T^{miss} is computed as the magnitude of the negative vector sum of transverse energies of all particle-flow objects. Both ECAL and HCAL are known to record anomalous signals that correspond to particles hitting the transducers, or to rare random discharges of the readout detectors. Anomalous noise in the calorimeters can reduce the accuracy of the E_T^{miss} measure-

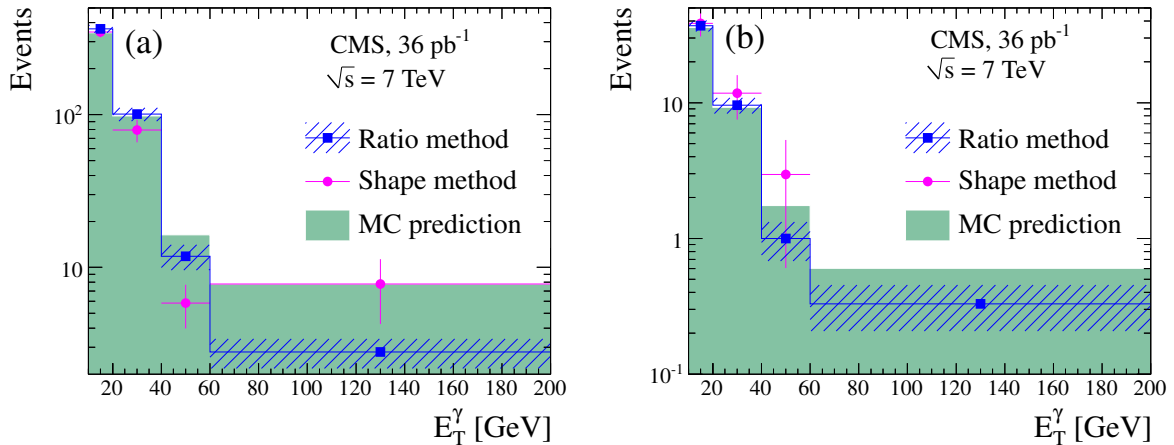


Figure 1: Background from misidentified jets as a function of the photon candidate E_T , estimated from the ratio method, is shown with blue squares together with an alternative method that uses energy deposition shape templates (magenta circles), and MC simulation (green filled histogram) for (a) $W\gamma$ and (b) $Z\gamma$ channels. Uncertainties include both statistical and systematic sources.

ment. Algorithms designed to suppress such noise reduce it to a negligible level, as shown in studies based on cosmic rays and control samples [28]. The modeling of E_T^{miss} in the simulation is checked using events with ($W \rightarrow \ell\nu$) and without ($Z \rightarrow \ell^+\ell^-$) genuine E_T^{miss} and good agreement is found [23, 29].

Data for this study are selected with the CMS two-level trigger system by requiring the events to have at least one energetic electron or muon, consistent with being produced from W or Z boson decays. This requirement is about 90% efficient for the $W\gamma \rightarrow \mu\nu\gamma$ signal and 98% efficient for $W\gamma \rightarrow e\nu\gamma$. The trigger efficiency is close to 100% for both $Z\gamma \rightarrow \ell\ell\gamma$ final states. The events are required to contain at least one primary vertex with reconstructed z position within 24 cm of the geometric center of the detector and xy position within 2 cm of the beam interaction region.

The $W\gamma \rightarrow \ell\nu\gamma$ final state is characterized by a prompt, energetic, and isolated lepton, significant E_T^{miss} due to the presence of the neutrino from the W boson decay, and a prompt isolated photon. The basic event selection is similar for the electron and muon channels: we require a charged lepton, electron or muon, with $p_T > 20$ GeV, which must satisfy the trigger requirements; one photon with transverse energy $E_T^\gamma > 10$ GeV, and the E_T^{miss} in the event exceeding 25 GeV. As mentioned before, the photon must be separated from the lepton by $\Delta R(\ell, \gamma) > 0.7$. For the $e\nu\gamma$ channel, the electron candidate must satisfy the tight electron selection criteria. If the event has an additional electron that satisfies the loose electron selection, we reject the event to reduce contamination from $Z/\gamma^* \rightarrow ee$ processes. For $\mu\nu\gamma$, we reject the event if a second muon is found with $p_T > 10$ GeV.

After the full selection, 452 events are selected in the $e\nu\gamma$ channel and 520 events are selected in the $\mu\nu\gamma$ channel. No events have more than one photon candidate in the final state. The background from misidentified jets estimated in data amounts to 220 ± 16 (stat.) ± 14 (syst.) events for the $e\nu\gamma$ final state, and 261 ± 19 (stat.) ± 16 (syst.) events for the $\mu\nu\gamma$ final state. Backgrounds from other sources, such as the $Z\gamma$ process in which one of the leptons from the Z boson decay does not pass the reconstruction and identification criteria and diboson processes where one of the electrons is misreconstructed as a photon, are estimated from MC simulation

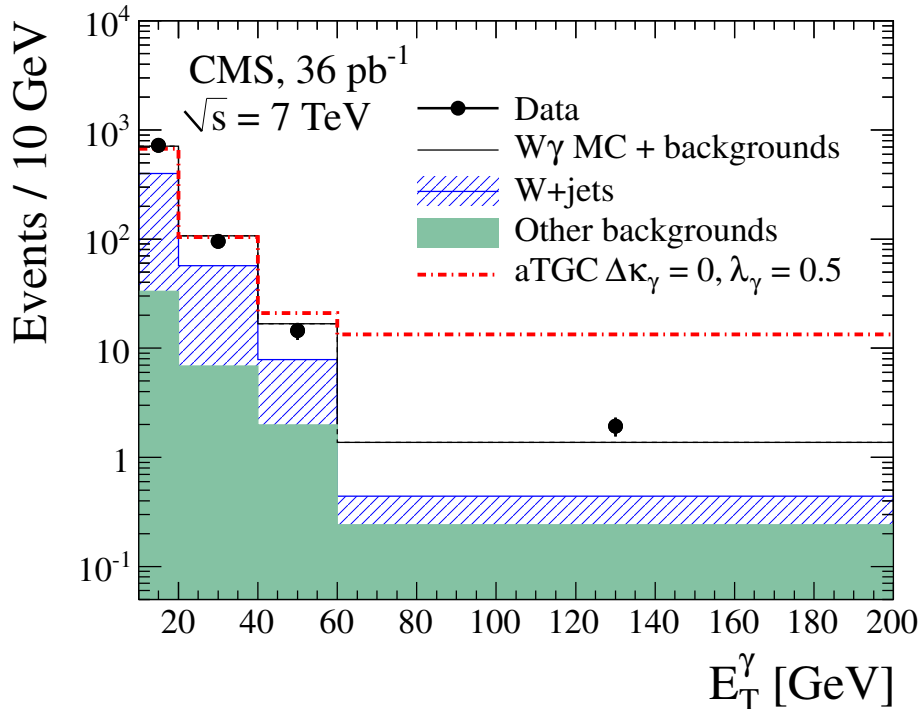


Figure 2: Transverse energy distribution for the photon candidates for $W\gamma$ production. Data are shown with black circles with error bars; expected signal plus background is shown as a black solid histogram; the contribution from misidentified jets is given as a hatched blue histogram, and the background from γ + jets, $t\bar{t}$, and multiboson processes is given as a solid green histogram. A typical aTGC signal is given as a red dot-and-line histogram. The last bin includes overflows. Entries in wider bins are normalized to the ratio of 10 GeV and the bin width.

and found to be 7.7 ± 0.5 and 16.4 ± 1.0 for $W\gamma \rightarrow e\nu\gamma$ and $W\gamma \rightarrow \mu\nu\gamma$, respectively. A larger contribution from $Z\gamma$ background in the muon channel is due to a smaller pseudorapidity coverage for muons, thus increasing the probability for one of the Z decay muons to be lost, which results also in an overestimated value of the measured missing energy in such events as the lost muon cannot be taken into account in the E_T^{miss} determination. The $W\gamma \rightarrow \tau\nu\gamma$ production, with subsequent $\tau \rightarrow \ell\nu\nu$ decay, also contributes at the few percent level to the $e\nu\gamma$ and $\mu\nu\gamma$ final states. We rely on MC simulation to estimate this contribution. The E_T distribution for photon candidates in events passing the full $W\gamma$ selection is given in Fig. 2.

The three tree-level $W\gamma$ production processes interfere with each other, resulting in a radiation-amplitude zero (RAZ) in the angular distribution of the photon [30–34]. The first evidence for RAZ in $W\gamma$ production was observed by the D0 collaboration [10] using the charge-signed rapidity difference $Q_\ell \times \Delta\eta$ between the photon candidate and the charged lepton candidate from the W boson decay [35]. In the SM, the location of the dip minimum is located at $Q_\ell \times \Delta\eta = 0$ for pp collisions. Anomalous $W\gamma$ production can result in a flat distribution of the charge-signed rapidity difference.

In Fig. 3 we plot the charge-signed rapidity difference in background-subtracted data with an additional requirement on the transverse mass of the photon, lepton, and E_T^{miss} to exceed 90 GeV, to reduce the contribution from FSR $W\gamma$ production. The agreement between background-subtracted data and MC prediction is reasonable, with a Kolmogorov-Smirnov test [36, 37]

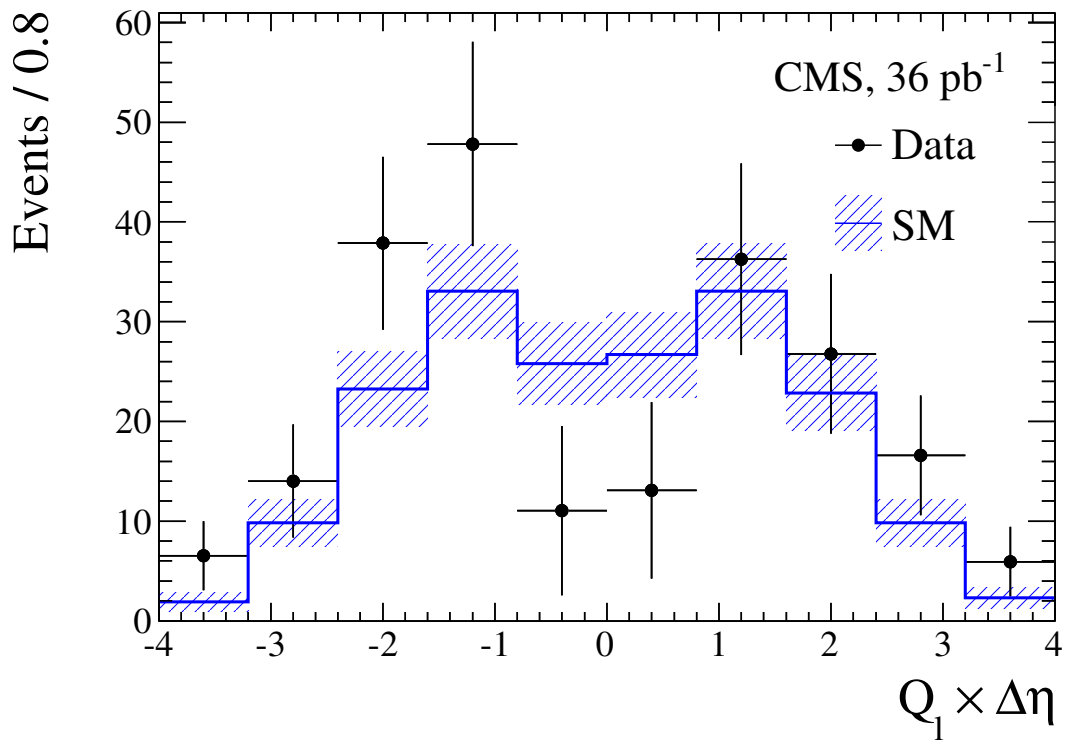


Figure 3: The background-subtracted charge-signed rapidity difference for the combined electron and muon channels of $W\gamma$ production is shown for data (black circles with error bars) and SM simulation (blue hatched region). The results of the Kolmogorov-Smirnov test of the agreement between data and MC prediction is 57%, which indicates a reasonable agreement.

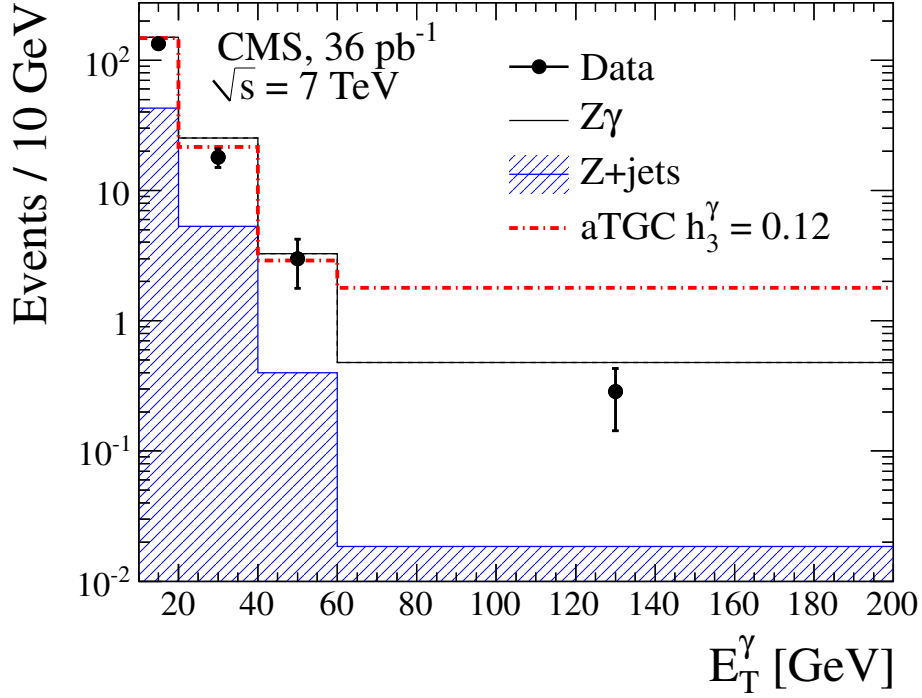


Figure 4: The transverse energy distribution of photon candidates in the $Z\gamma$ channel in data is shown with black circles with error bars; the expected signal plus background is shown as a solid black histogram, while the contribution from misidentified jets is given as a hatched blue histogram. A typical aTGC signal is given as a red dot-and-line histogram. The last bin includes overflows. Entries in wider bins are normalized to the ratio of 10 GeV and the bin width.

result of 57%.

Events in the $Z\gamma$ sample are selected by requiring a pair of electrons or muons, each with transverse momentum $p_T > 20$ GeV, forming an invariant mass above 50 GeV. One of these leptons must satisfy the trigger requirements. The events are further required to have a photon candidate passing the selection criteria with transverse energy E_T^γ above 10 GeV. The photon must be separated from any of the two charged leptons by $\Delta R(\ell, \gamma) > 0.7$. After applying these selection criteria we observe 81 events in the $ee\gamma$ final state and 90 events in the $\mu\mu\gamma$ final state. No events are observed with more than one photon candidate. The Z+jets background to these final states is estimated to be 20.5 ± 1.7 (stat.) ± 1.9 (syst.) and 27.3 ± 2.2 (stat.) ± 2.3 (syst.), respectively. Other backgrounds from multijet QCD, γ + jets, $t\bar{t}$, and other diboson processes contribute less than one event in each of the two channels and are therefore neglected in this analysis. The E_T distribution of the photon candidates in the selected $Z\gamma$ candidate events is shown in Fig. 4. The distribution of the $\ell\ell\gamma$ mass as a function of the dilepton mass is displayed in Fig. 5. We observe good agreement between data and the SM prediction.

The measurement of the cross sections is based on the formula

$$\sigma = \frac{N_{\text{data}} - N_{\text{bkg}}}{A\epsilon\mathcal{L}}, \quad (1)$$

where N_{data} is the number of observed events, N_{bkg} is the number of estimated background events, A is the fiducial and kinematic acceptance of the selection criteria, ϵ is the selection

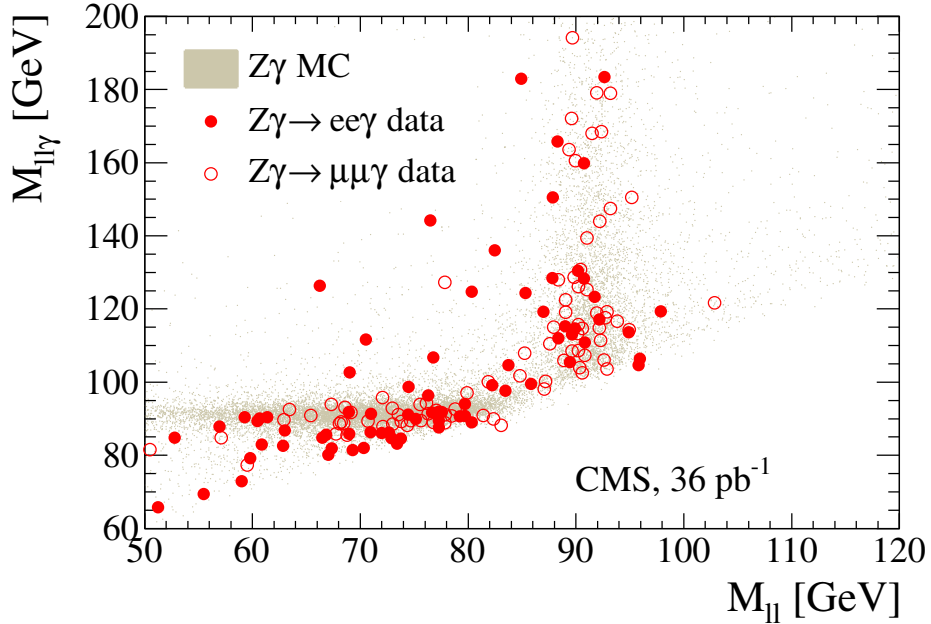


Figure 5: Distribution of the $\ell\ell\gamma$ invariant mass as a function of the dilepton invariant mass for selected $Z\gamma$ candidates in the electron (filled circles) and muon (open circles) final states. The data accumulation at $M_{\ell\ell\gamma} \simeq M_Z$ corresponds to FSR events, while the data at $M_{\ell\ell} \simeq M_Z$ correspond to ISR events.

efficiency for events within the acceptance, and \mathcal{L} is the integrated luminosity. The acceptance is determined relative to the phase space defined by the cuts $E_T^\gamma > 10$ GeV and $\Delta R(\ell, \gamma) > 0.7$, and in addition by $M_{\ell\ell} > 50$ GeV for $Z\gamma$. We determine the product $A \cdot \epsilon$ from MC simulations and apply correction factors ρ to account for differences in efficiencies between data and simulations. These correction factors come from efficiency ratios $\rho = \epsilon/\epsilon_{\text{sim}}$ derived by measuring ϵ and ϵ_{sim} in the same way on data and simulations, respectively, following the procedure used in the inclusive W and Z measurement [23].

Systematic uncertainties are grouped into three categories. In the first group, we combine the uncertainties that affect the product of the acceptance, reconstruction, and identification efficiencies of final state objects, as determined from Monte Carlo simulation. These include uncertainties on lepton and photon energy scales and resolution, effects from pile-up interactions, and uncertainties in the parton distribution functions (PDFs). Lepton energy scale and resolution effects are estimated by studying the invariant mass of $Z \rightarrow \ell\ell$ candidates, while the photon energy scale and resolution uncertainty comes from ECAL calibration studies which are further cross-checked with the $Z\gamma$ FSR study. The uncertainty due to the PDFs is estimated following Ref. [38]. The second group includes the systematic uncertainties affecting the data vs. simulation correction factors ρ for the efficiencies of the trigger, reconstruction, and identification requirements. These include lepton trigger, lepton and photon reconstruction and identification, and E_T^{miss} efficiencies for the $W\gamma$ process. The lepton efficiencies are determined by the “tag-and-probe” method [23] in the same way for data and simulation, and the uncertainty on the ratio of efficiencies is taken as a systematic uncertainty. The third category comprises uncertainties on the background yield. These are dominated by the uncertainties on the data-driven W+jets and Z+jets background estimation. These include systematic uncertainties due to the modeling of the E_T^γ -dependent ratio and the uncertainty due to the $\gamma + \text{jets}$ contribution. Finally, an additional uncertainty due to the measurement of the integrated luminosity is con-

sidered. This uncertainty is 4% [39]. All systematic uncertainties for the $W\gamma$ and $Z\gamma$ channels are summarized in Table 1.

Table 1: Summary of systematic uncertainties.

	$W\gamma \rightarrow e\nu\gamma$	$W\gamma \rightarrow \mu\nu\gamma$	$Z\gamma \rightarrow ee\gamma$	$Z\gamma \rightarrow \mu\mu\gamma$
Source	Effect on $A \cdot \epsilon_{MC}$			
Lepton energy scale	2.3%	1.0%	2.8%	1.5%
Lepton energy resolution	0.3%	0.2%	0.5%	0.4%
Photon energy scale	4.5%	4.2 %	3.7%	3.0%
Photon energy resolution	0.4%	0.7%	1.7%	1.4%
Pile-up	2.7%	2.3%	2.3%	1.8%
PDFs	2.0%	2.0%	2.0%	2.0%
Total uncertainty on $A \cdot \epsilon_{MC}$	6.1%	5.2%	5.8%	4.3%
	Effect on $\epsilon_{data}/\epsilon_{MC}$			
Trigger	0.1%	0.5%	< 0.1%	< 0.1%
Lepton identification and isolation	0.8%	0.3%	1.1%	1.0%
E_T^{miss} selection	0.7%	1.0%	N/A	N/A
Photon identification and isolation	1.2%	1.5%	1.0%	1.0%
Total uncertainty on $\epsilon_{data}/\epsilon_{MC}$	1.6%	1.9%	1.6%	1.5%
Background	6.3%	6.4%	9.3%	11.4%
Luminosity	4%			

We find the cross section for $W\gamma$ production for $E_T^\gamma > 10$ GeV and $\Delta R(\ell, \gamma) > 0.7$ to be $\sigma(\text{pp} \rightarrow W\gamma + X) \times \mathcal{B}(W \rightarrow e\nu) = 57.1 \pm 6.9$ (stat.) ± 5.1 (syst.) ± 2.3 (lumi.) pb and $\sigma(\text{pp} \rightarrow W\gamma + X) \times \mathcal{B}(W \rightarrow \mu\nu) = 55.4 \pm 7.2$ (stat.) ± 5.0 (syst.) ± 2.2 (lumi.) pb. Taking into account correlated uncertainties between these two results, due to photon identification, energy scale, resolution, data-driven background, and signal modeling, and following the Best Linear Unbiased Estimator method [40], we measure the combined cross section to be $\sigma(\text{pp} \rightarrow W\gamma + X) \times \mathcal{B}(W \rightarrow \ell\nu) = 56.3 \pm 5.0$ (stat.) ± 5.0 (syst.) ± 2.3 (lumi.) pb. This result agrees well with the NLO prediction [41] of 49.4 ± 3.8 pb.

The $Z\gamma$ cross section within the requirements $E_T^\gamma > 10$ GeV, $\Delta R(\ell, \gamma) > 0.7$, and $m_{\ell\ell} > 50$ GeV, is measured to be $\sigma(\text{pp} \rightarrow Z\gamma + X) \times \mathcal{B}(Z \rightarrow ee) = 9.5 \pm 1.4$ (stat.) ± 0.7 (syst.) ± 0.4 (lumi.) pb for the $ee\gamma$ final state, and $\sigma(\text{pp} \rightarrow Z\gamma + X) \times \mathcal{B}(Z \rightarrow \mu\mu) = 9.2 \pm 1.4$ (stat.) ± 0.6 (syst.) ± 0.4 (lumi.) pb for the $\mu\mu\gamma$ final state. The combination of the two results yields $\sigma(\text{pp} \rightarrow Z\gamma + X) \times \mathcal{B}(Z \rightarrow \ell\ell) = 9.4 \pm 1.0$ (stat.) ± 0.6 (syst.) ± 0.4 (lumi.) pb. The theoretical NLO prediction [19] is 9.6 ± 0.4 pb, which is in agreement with the measured value.

Given the good agreement of both the measured cross sections and the E_T^γ distributions with the corresponding SM predictions, we proceed to set limits on anomalous TGCs. The most general Lorentz-invariant Lagrangian that describes the $WW\gamma$ coupling has seven independent dimensionless couplings $g_1^\gamma, \kappa_\gamma, \lambda_\gamma, g_4^\gamma, g_5^\gamma, \tilde{\kappa}_\gamma$, and $\tilde{\lambda}_\gamma$ [42]. By requiring CP invariance and $SU(2) \times U(1)$ gauge invariance only two independent parameters remain: κ_γ and λ_γ . In the SM, $\kappa_\gamma = 1$ and $\lambda_\gamma = 0$. We define aTGCs to be deviations from the SM predictions, so instead of using κ_γ we define $\Delta\kappa_\gamma \equiv \kappa_\gamma - 1$. While these couplings have no physical meaning as such, they are related to the electromagnetic moments of the W boson,

$$\mu_W = \frac{e}{2M_W}(2 + \Delta\kappa_\gamma + \lambda_\gamma), \quad Q_W = -\frac{e}{M_W^2}(1 + \Delta\kappa_\gamma - \lambda_\gamma), \quad (2)$$

Table 2: One dimensional 95% CL limits on $WW\gamma$, $ZZ\gamma$, and $Z\gamma\gamma$ aTGCs.

$WW\gamma$	$ZZ\gamma$	$Z\gamma\gamma$
$-1.11 < \Delta\kappa_\gamma < 1.04$	$-0.05 < h_3 < 0.06$	$-0.07 < h_3 < 0.07$
$-0.18 < \lambda_\gamma < 0.17$	$-0.0005 < h_4 < 0.0005$	$-0.0005 < h_4 < 0.0006$

where μ_W and Q_W are the magnetic dipole and electric quadrupole moments of the W boson, respectively.

For the $ZZ\gamma$ or $Z\gamma\gamma$ couplings, the most general Lorentz-invariant and gauge-invariant vertex is described by only four parameters h_i^V ($i = 1, 2, 3, 4$; $V = \gamma, Z$) [19]. By requiring CP invariance, only two parameters, h_3^V and h_4^V , remain. The SM predicts these couplings to vanish at tree level. Simulated samples of $W\gamma$ and $Z\gamma$ signals for a grid of aTGCs values are produced similarly to the SM signal $W\gamma$ and $Z\gamma$ samples described above. A grid of λ_γ and $\Delta\kappa_\gamma$ values is used for the $WW\gamma$ coupling, and a grid of h_3 and h_4 values is used for the $ZZ\gamma$ and $Z\gamma\gamma$ couplings.

Assuming Poisson statistics and log-normal distributions for the generated samples and background systematic uncertainties we calculate the likelihood of the observed photon E_T spectrum in data given the sum of the background and aTGCs E_T^γ predictions for each point in the grid of aTGCs values. To extract the limits we parameterize the expected yields as a quadratic function of the anomalous couplings. We then form the probability of observing the number of events seen in data in a given bin of the photon transverse energy using a Poisson distribution with the mean given by the expected signal plus a data driven background estimate and allowing for variations within the systematic uncertainties. The confidence intervals are found using MINUIT, profiling the likelihood with respect to all systematic variations [43]. The resultant two-dimensional 95% confidence level (CL) limits are given in Fig. 6. To set one-dimensional 95% CL limits on a given anomalous coupling we set the other aTGCs to their respective SM predictions. The results are summarized in Table 2.

All the non-SM terms in the effective Lagrangian are scaled with α/m_V^n , where α is an aTGC, m_V is the mass of the gauge boson (W boson for the $WW\gamma$ coupling and Z boson for $ZZ\gamma$ and $Z\gamma\gamma$ couplings), and n is a power that is chosen to make the aTGC dimensionless. The values of n for $\Delta\kappa_\gamma$, λ_γ , h_3 , and h_4 are 0, 2, 2, and 4, respectively. An alternative way to scale those new physics Lagrangian terms is with $\alpha/\Lambda_{\text{NP}}^n$, where Λ_{NP} is the characteristic energy scale of new physics [44]. We present upper limits on aTGCs for Λ_{NP} values between 2 and 8 TeV in Fig. 7.

In summary, we have presented the first measurement of the $W\gamma$ and $Z\gamma$ cross sections in pp collisions at $\sqrt{s} = 7$ TeV for $E_T^\gamma > 10$ GeV, $\Delta R(\gamma, \ell) > 0.7$, and for the additional requirement on the dilepton invariant mass to exceed 50 GeV for the $Z\gamma$ process. We measured the $W\gamma$ cross section times the branching fraction for the leptonic W decay to be $\sigma(\text{pp} \rightarrow W\gamma + X) \times \mathcal{B}(W \rightarrow \ell\nu) = 56.3 \pm 5.0$ (stat.) ± 5.0 (syst.) ± 2.3 (lumi.) pb. This result is in good agreement with the NLO prediction of 49.4 ± 3.8 pb, where the uncertainty includes both PDF and k -factor uncertainties. The $Z\gamma$ cross section times the branching fraction for the leptonic Z decay was measured to be $\sigma(\text{pp} \rightarrow Z\gamma + X) \times \mathcal{B}(Z \rightarrow \ell\ell) = 9.4 \pm 1.0$ (stat.) ± 0.6 (syst.) ± 0.4 (lumi.) pb, which also agrees well with the NLO predicted value [19] of 9.6 ± 0.4 pb. We also searched and found no evidence for anomalous $WW\gamma$, $ZZ\gamma$, and $Z\gamma\gamma$ trilinear gauge couplings. We set the first 95% CL limits on these couplings at $\sqrt{s} = 7$ TeV. These limits extend the previous results [1–4, 9–14] on vector boson self-interactions at lower energies.

We wish to congratulate our colleagues in the CERN accelerator departments for the excellent

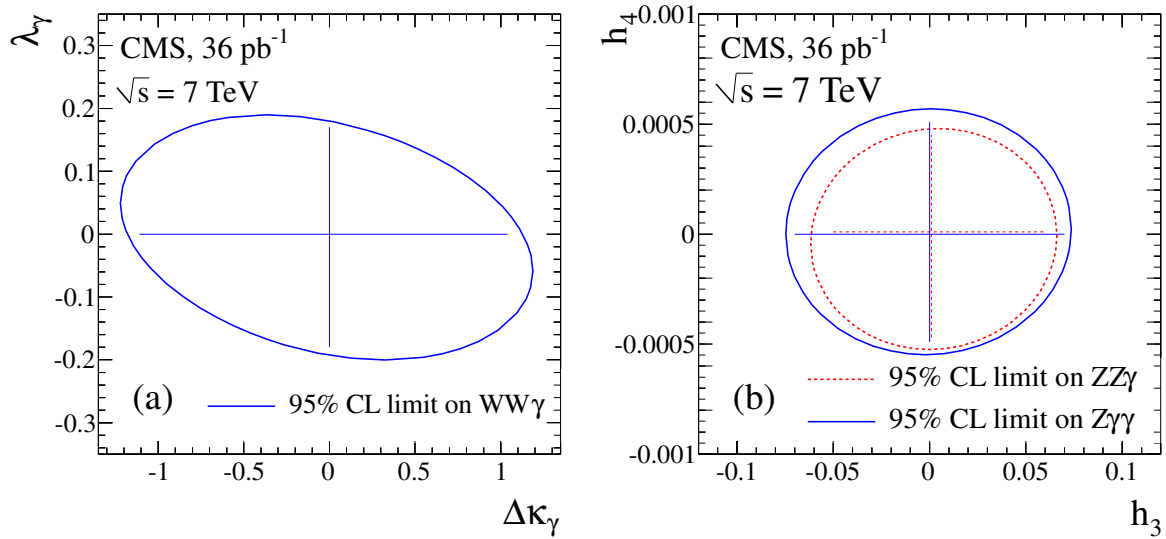


Figure 6: Two-dimensional 95% CL limit contours (a) for the $WW\gamma$ vertex couplings λ_γ and $\Delta\kappa_\gamma$ (blue line), and (b) for the $ZZ\gamma$ (red dashed line) and $Z\gamma\gamma$ (blue solid line) vertex couplings h_3 and h_4 assuming no energy dependence on the couplings. One-dimensional 95% CL limits on individual couplings are given as solid lines.

performance of the LHC machine. We thank the technical and administrative staff at CERN and other CMS institutes, and acknowledge support from: FMSR (Austria); FNRS and FWO (Belgium); CNPq, CAPES, FAPERJ, and FAPESP (Brazil); MES (Bulgaria); CERN; CAS, MoST, and NSFC (China); COLCIENCIAS (Colombia); MSES (Croatia); RPF (Cyprus); Academy of Sciences and NICPB (Estonia); Academy of Finland, ME, and HIP (Finland); CEA and CNRS/IN2P3 (France); BMBF, DFG, and HGF (Germany); GSRT (Greece); OTKA and NKTH (Hungary); DAE and DST (India); IPM (Iran); SFI (Ireland); INFN (Italy); NRF and WCU (Korea); LAS (Lithuania); CINVESTAV, CONACYT, SEP, and UASLP-FAI (Mexico); PAEC (Pakistan); SCSR (Poland); FCT (Portugal); JINR (Armenia, Belarus, Georgia, Ukraine, Uzbekistan); MST and MAE (Russia); MSTB (Serbia); MICINN and CPAN (Spain); Swiss Funding Agencies (Switzerland); NSC (Taipei); TUBITAK and TAEK (Turkey); STFC (United Kingdom); DOE and NSF (USA).

References

- [1] LEP Electroweak Working Group Collaboration, “A combination of preliminary electroweak measurements and constraints on the standard model”, (2004). arXiv:0412015v2.
- [2] L3 Collaboration, “Measurement of energetic single photon production at LEP”, *Phys. Lett.* **B346** (1995) 190. doi:10.1016/0370-2693(95)00023-E.
- [3] L3 Collaboration, “Study of the $e^+e^- \rightarrow Z\gamma$ process at LEP and limits on triple neutral-gauge-boson couplings”, *Phys. Lett.* **B597** (2004) 119. doi:10.1016/j.physletb.2004.07.002.
- [4] OPAL Collaboration, “Study of Z pair production and anomalous couplings in e^+e^- collisions at \sqrt{s} between 190 GeV and 209 GeV”, *Eur. Phys. J.* **C32** (2003) 303. doi:10.1140/epjc/s2003-01467-x.

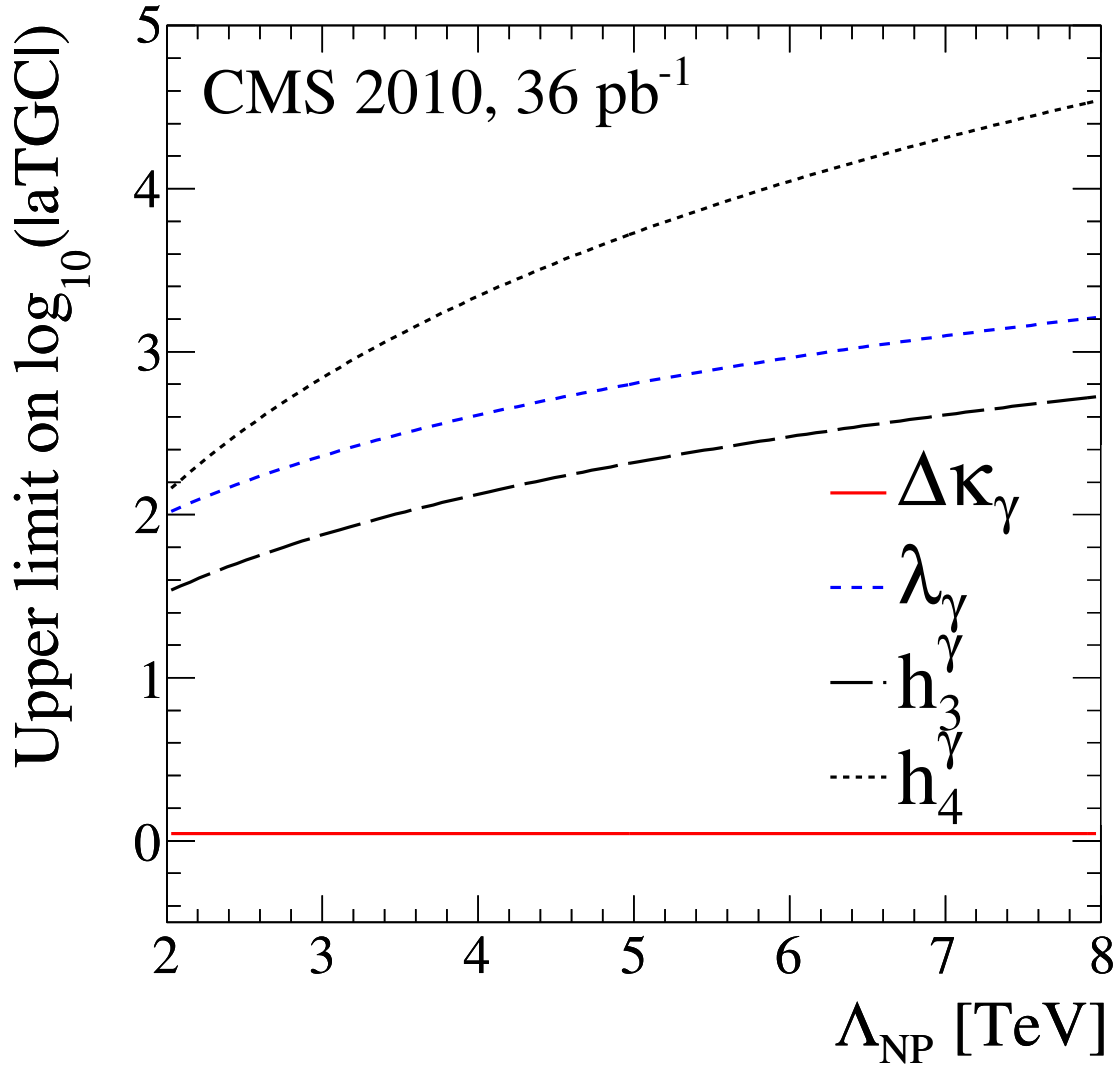


Figure 7: Upper 95% CL limits on $\log_{10}(|aTGC|)$ as a function of Λ_{NP} for $\Delta\kappa_\gamma$, λ_γ^γ , h_3^γ , and h_4^γ . Limits on the latter two couplings are similar to those for h_3^Z and h_4^Z . These limits refer to the formulation in which the new physics Lagrangian terms are scaled with α/Λ_{NP}^n , where Λ_{NP} is the characteristic energy scale of new physics and α is the aTGC.

- [5] ALEPH Collaboration, “Improved measurement of the triple gauge-boson couplings gamma W W and Z W W in e+ e- collisions”, *Phys. Lett.* **B614** (2005) 7.
doi:10.1016/j.physletb.2005.03.058.
- [6] ALEPH Collaboration, “Measurement of Z-pair production in e+ e- collisions and constraints on anomalous neutral gauge couplings”, *JHEP* **04** (2009) 124.
doi:10.1088/1126-6708/2009/04/124.
- [7] DELPHI Collaboration, “Study of Triple-Gauge-Boson Couplings ZZZ, ZZgamma and Zgammagamma at LEP”, *Eur. Phys. J.* **C51** (2007) 525, arXiv:0706.2741.
doi:10.1140/epjc/s10052-007-0345-0.

-
- [8] DELPHI Collaboration, "Measurements of CP-conserving Trilinear Gauge Boson Couplings WWV ($V = \gamma, Z$) in e^+e^- Collisions at LEP2", *Eur. Phys. J.* **C66** (2010) 35, arXiv:1002.0752. doi:10.1140/epjc/s10052-010-1254-1.
- [9] D0 Collaboration, "Measurement of $p\bar{p} \rightarrow W\gamma + X$ cross section at $\sqrt{s} = 1.96$ TeV and $WW\gamma$ anomalous coupling limits", *Phys. Rev.* **D71** (2005) 091108. doi:10.1103/PhysRevD.71.091108.
- [10] D0 Collaboration, "First study of radiation-amplitude zero in $W\gamma$ production and limits on anomalous $WW\gamma$ couplings at $\sqrt{s} = 1.96$ TeV", *Phys. Rev. Lett.* **100** (2008) 241805. doi:10.1103/PhysRevLett.100.241805.
- [11] D0 Collaboration, "Combined measurements of anomalous charged trilinear gauge-boson couplings from diboson production in p - \bar{p} collisions at $\sqrt{s} = 1.96$ TeV", (2009). arXiv:0907.4952v2.
- [12] CDF Collaboration, "Measurement of $Z\gamma$ production in $p\bar{p}$ collisions at $\sqrt{s} = 1.96$ TeV", *Phys. Rev.* **D82** (2010) 031103. doi:10.1103/PhysRevD.82.031103.
- [13] D0 Collaboration, " $Z\gamma$ production and limits on anomalous $ZZ\gamma$ and $Z\gamma\gamma$ couplings in $p\bar{p}$ collisions at $\sqrt{s} = 1.96$ TeV", *Phys. Lett.* **B653** (2007) 378. doi:10.1016/j.physletb.2007.08.035.
- [14] D0 Collaboration, "Measurement of the $Z\gamma \rightarrow \nu\nu\gamma$ cross section and limits on anomalous $ZZ\gamma$ and $Z\gamma\gamma$ couplings in $p\bar{p}$ collisions at $\sqrt{s} = 1.96$ TeV", *Phys. Rev. Lett.* **102** (2009) 201802. doi:10.1103/PhysRevLett.102.201802.
- [15] CMS Collaboration, "The CMS experiment at the CERN LHC", *JINST* **3** (2008) S08004. doi:10.1088/1748-0221/3/08/S08004.
- [16] T. Gleisberg et al., "Event generation with SHERPA 1.1", *JHEP* **02** (2009) 007. doi:10.1088/1126-6708/2009/02/007.
- [17] T. Sjöstrand, S. Mrenna, and P. Skands, "PYTHIA 6.4 physics and manual", *JHEP* **05** (2006) 026. doi:10.1088/1126-6708/2006/05/026.
- [18] J. Alwall, P. Demin, S. de Visscher et al., "MadGraph/MadEvent v4: The New Web Generation", *JHEP* **09** (2007) 028. doi:10.1088/1126-6708/2007/09/028.
- [19] U. Baur and E. Berger, "Probing the weak-boson sector in $Z\gamma$ production at hadron colliders", *Phys. Rev.* **D47** (1993) 4889. doi:10.1103/PhysRevD.47.4889.
- [20] GEANT4 Collaboration, "GEANT4: A simulation toolkit", *Nucl. Instrum. Meth.* **A506** (2003) 250. doi:10.1016/S0168-9002(03)01368-8.
- [21] K. Melnikov and F. Petriello, "Electroweak gauge boson production at hadron colliders through $\mathcal{O}(\alpha(s)^2)$ ", *Phys. Rev.* **D74** (2006) 114017. doi:10.1103/PhysRevD.74.114017.
- [22] CMS Collaboration, "Photon reconstruction and identification at $\sqrt{s} = 7$ TeV", *CMS Physics Analysis Summary CMS-PAS-EGM-10-005* (2010).
- [23] CMS Collaboration, "Measurements of Inclusive W and Z Cross Sections in pp Collisions at $\sqrt{s} = 7$ TeV", *JHEP* **01** (2011) 080, arXiv:1012.2466. doi:10.1007/JHEP01(2011)080.

-
- [24] CMS Collaboration, "Electron reconstruction and identification at $\sqrt{s} = 7$ TeV", *CMS Physics Analysis Summary CMS-PAS-EGM-10-004* (2010).
- [25] CMS Collaboration, "CMS Jet Performance in pp Collisions at $\sqrt{s} = 7$ TeV", *CMS Physics Analysis Summary CMS-PAS-JME-10-003* (2010).
- [26] CMS Collaboration, "Measurement of the Isolated Prompt Photon Production Cross Section in pp Collisions at $\sqrt{s} = 7$ TeV", *Phys. Rev. Lett.* **106** (2011) 082001. doi:10.1103/PhysRevLett.106.082001.
- [27] CMS Collaboration, "Commissioning of the particle-flow event reconstruction with leptons from J/ψ and W decays at 7 TeV", *CMS Physics Analysis Summary CMS-PAS-PFT-10-003* (2010).
- [28] CMS Collaboration, "Missing Transverse Energy Performance in Minimum-Bias and Jet Events from Proton-Proton Collisions at $\sqrt{s} = 7$ TeV", *CMS Physics Analysis Summary CMS-PAS-JME-10-004* (2010).
- [29] CMS Collaboration, "CMS MET Performance in Events Containing Electroweak Boson from pp collisions at $\sqrt{s} = 7$ TeV", *CMS Physics Analysis Summary CMS-PAS-JME-2010-005* (2010).
- [30] R. Brown, D. Sahdev, and K. Mikaelian, " $W^\pm Z^0$ and $W\gamma$ pair production in ve , pp , and $p\bar{p}$ collisions", *Phys. Rev.* **D20** (1979) 1164. doi:10.1103/PhysRevD.20.1164.
- [31] K. Mikaelian, M. Samuel, and D. Sahdev, "Magnetic Moment of Weak Bosons Produced in pp , and $p\bar{p}$ collisions", *Phys. Rev. Lett.* **43** (1979) 746. doi:10.1103/PhysRevLett.43.746.
- [32] C. Goebel, F. Halzen, and J. Leveille, "Angular zeros of Brown, Mikaelian, Sahdev, and Samuel and the factorization of tree amplitudes in gauge theories", *Phys. Rev.* **D23** (1981) 2682. doi:10.1103/PhysRevD.23.2682.
- [33] S. Brodsky and R. Brown, "Zeros in Amplitude: Gauge Theory and Radiation Interference", *Phys. Rev. Lett.* **49** (1982) 966. doi:10.1103/PhysRevLett.49.966.
- [34] R. Brown, K. Kowalski, and S. Brodsky, "Classical radiation zeros in gauge-theory amplitudes", *Phys. Rev.* **D28** (1983) 624. doi:10.1103/PhysRevD.28.624.
- [35] U. Baur, S. Errede, and G. Landsberg, "Rapidity correlations in $W\gamma$ production at hadron colliders", *Phys. Rev.* **D50** (1994) 1917. doi:10.1103/PhysRevD.50.1917.
- [36] A. Kolmogorov, "Sulla determinazione empirica di una legge di distribuzione", *G. Inst. Ital. Attuari* **4** (1933) 83.
- [37] V. Smirnov, "Tables for estimating the goodness of fit of empirical distributions", *Ann. Math. Stat.* **19** (1948) 279.
- [38] J. Pumplin, D. Stump, J. Huston et al., "New Generation of Parton Distributions with Uncertainties from Global QCD Analysis", *JHEP* **07** (2002) 012. doi:10.1088/1126-6708/2002/07/012.
- [39] CMS Collaboration, "Absolute luminosity normalization", *CMS Detector Performance Summary CMS-DP-2011-002* (Mar, 2011).

-
- [40] L. Lyons, G. Gibaut, and P. Clifford, "How to combine correlated estimates of a single physical quantity", *Nucl. Instrum. Meth.* **A270** (1988) 110.
doi:10.1016/0168-9002(88)90018-6.
- [41] U. Baur, T. Han, and J. Ohnemus, "QCD corrections to hadronic $W\gamma$ production with nonstandard $WW\gamma$ couplings", *Phys. Rev.* **D48** (1993) 5140.
doi:10.1103/PhysRevD.48.5140.
- [42] K. Hagiwara, R. Peccei, and D. Zeppenfeld, "Probing the Weak Boson Sector in $e^+e^- \rightarrow W^+W^-$ ", *Nucl. Phys.* **B282** (1987) 253.
doi:doi:10.1016/0550-3213(87)90685-7.
- [43] Particle Data Group Collaboration, "Review of particle physics Section 33.3.2.3", *J. Phys.* **G37** (2010) 075021. doi:10.1088/0954-3899/37/7A/075021.
- [44] P. Méry, M. Perrottet, and F. M. Renard, "Anomalous effects in e^+e^- annihilation into boson pairs II. $e^+e^- \rightarrow ZZ, \gamma Z, \gamma\gamma$ ", *Z. Phys.* **C38** (1988) 579.
doi:10.1007/BF01624363.

A The CMS Collaboration

Yerevan Physics Institute, Yerevan, Armenia

S. Chatrchyan, V. Khachatryan, A.M. Sirunyan, A. Tumasyan

Institut für Hochenergiephysik der OeAW, Wien, Austria

W. Adam, T. Bergauer, M. Dragicevic, J. Erö, C. Fabjan, M. Friedl, R. Frühwirth, V.M. Ghete, J. Hammer¹, S. Häsnel, M. Hoch, N. Hörmann, J. Hrubec, M. Jeitler, G. Kasieczka, W. Kiesenhofer, M. Krammer, D. Liko, I. Mikulec, M. Pernicka, H. Rohringer, R. Schöfbeck, J. Strauss, F. Teischinger, P. Wagner, W. Waltenberger, G. Walzel, E. Widl, C.-E. Wulz

National Centre for Particle and High Energy Physics, Minsk, Belarus

V. Mossolov, N. Shumeiko, J. Suarez Gonzalez

Universiteit Antwerpen, Antwerpen, Belgium

L. Benucci, E.A. De Wolf, X. Janssen, J. Maes, T. Maes, L. Mucibello, S. Ochesanu, B. Roland, R. Rougny, M. Selvaggi, H. Van Haeve, P. Van Mechelen, N. Van Remortel

Vrije Universiteit Brussel, Brussel, Belgium

F. Blekman, S. Blyweert, J. D'Hondt, O. Devroede, R. Gonzalez Suarez, A. Kalogeropoulos, M. Maes, W. Van Doninck, P. Van Mulders, G.P. Van Onsem, I. Villella

Université Libre de Bruxelles, Bruxelles, Belgium

O. Charaf, B. Clerbaux, G. De Lentdecker, V. Dero, A.P.R. Gay, G.H. Hammad, T. Hreus, P.E. Marage, L. Thomas, C. Vander Velde, P. Vanlaer

Ghent University, Ghent, Belgium

V. Adler, A. Cimmino, S. Costantini, M. Grunewald, B. Klein, J. Lellouch, A. Marinov, J. McCartin, D. Ryckbosch, F. Thyssen, M. Tytgat, L. Vanelderen, P. Verwilligen, S. Walsh, N. Zaganidis

Université Catholique de Louvain, Louvain-la-Neuve, Belgium

S. Basegmez, G. Bruno, J. Caudron, L. Ceard, E. Cortina Gil, J. De Favereau De Jeneret, C. Delaere¹, D. Favart, A. Giammanco, G. Grégoire, J. Hollar, V. Lemaitre, J. Liao, O. Militaru, S. Oryn, D. Pagano, A. Pin, K. Piotrkowski, N. Schul

Université de Mons, Mons, Belgium

N. Bely, T. Caebergs, E. Daubie

Centro Brasileiro de Pesquisas Fisicas, Rio de Janeiro, Brazil

G.A. Alves, D. De Jesus Damiao, M.E. Pol, M.H.G. Souza

Universidade do Estado do Rio de Janeiro, Rio de Janeiro, Brazil

W. Carvalho, E.M. Da Costa, C. De Oliveira Martins, S. Fonseca De Souza, L. Mundim, H. Nogima, V. Oguri, W.L. Prado Da Silva, A. Santoro, S.M. Silva Do Amaral, A. Sznajder, F. Torres Da Silva De Araujo

Instituto de Fisica Teorica, Universidade Estadual Paulista, Sao Paulo, Brazil

F.A. Dias, T.R. Fernandez Perez Tomei, E. M. Gregores², C. Lagana, F. Marinho, P.G. Mercadante², S.F. Novaes, Sandra S. Padula

Institute for Nuclear Research and Nuclear Energy, Sofia, Bulgaria

N. Darmanov¹, L. Dimitrov, V. Genchev¹, P. Iaydjiev¹, S. Piperov, M. Rodozov, S. Stoykova, G. Sultanov, V. Tcholakov, R. Trayanov, I. Vankov

University of Sofia, Sofia, Bulgaria

A. Dimitrov, R. Hadjiiska, A. Karadzhinova, V. Kozhuharov, L. Litov, M. Mateev, B. Pavlov, P. Petkov

Institute of High Energy Physics, Beijing, China

J.G. Bian, G.M. Chen, H.S. Chen, C.H. Jiang, D. Liang, S. Liang, X. Meng, J. Tao, J. Wang, J. Wang, X. Wang, Z. Wang, H. Xiao, M. Xu, J. Zang, Z. Zhang

State Key Lab. of Nucl. Phys. and Tech., Peking University, Beijing, China

Y. Ban, S. Guo, Y. Guo, W. Li, Y. Mao, S.J. Qian, H. Teng, L. Zhang, B. Zhu, W. Zou

Universidad de Los Andes, Bogota, Colombia

A. Cabrera, B. Gomez Moreno, A.A. Ocampo Rios, A.F. Osorio Oliveros, J.C. Sanabria

Technical University of Split, Split, Croatia

N. Godinovic, D. Lelas, K. Lelas, R. Plestina³, D. Polic, I. Puljak

University of Split, Split, Croatia

Z. Antunovic, M. Dzelalija

Institute Rudjer Boskovic, Zagreb, Croatia

V. Brigljevic, S. Duric, K. Kadija, S. Morovic

University of Cyprus, Nicosia, Cyprus

A. Attikis, M. Galanti, J. Mousa, C. Nicolaou, F. Ptochos, P.A. Razis

Charles University, Prague, Czech Republic

M. Finger, M. Finger Jr.

Academy of Scientific Research and Technology of the Arab Republic of Egypt, Egyptian Network of High Energy Physics, Cairo, Egypt

Y. Assran⁴, S. Khalil⁵, M.A. Mahmoud⁶

National Institute of Chemical Physics and Biophysics, Tallinn, Estonia

A. Hektor, M. Kadastik, M. Müntel, M. Raidal, L. Rebane

Department of Physics, University of Helsinki, Helsinki, Finland

V. Azzolini, P. Eerola, G. Fedi

Helsinki Institute of Physics, Helsinki, Finland

S. Czellar, J. Härkönen, A. Heikkinen, V. Karimäki, R. Kinnunen, M.J. Kortelainen, T. Lampén, K. Lassila-Perini, S. Lehti, T. Lindén, P. Luukka, T. Mäenpää, E. Tuominen, J. Tuominiemi, E. Tuovinen, D. Ungaro, L. Wendland

Lappeenranta University of Technology, Lappeenranta, Finland

K. Banzuzi, A. Korpela, T. Tuuva

Laboratoire d'Annecy-le-Vieux de Physique des Particules, IN2P3-CNRS, Annecy-le-Vieux, France

D. Sillou

DSM/IRFU, CEA/Saclay, Gif-sur-Yvette, France

M. Besancon, S. Choudhury, M. Dejardin, D. Denegri, B. Fabbro, J.L. Faure, F. Ferri, S. Ganjour, F.X. Gentit, A. Givernaud, P. Gras, G. Hamel de Monchenault, P. Jarry, E. Locci, J. Malcles, M. Marionneau, L. Millischer, J. Rander, A. Rosowsky, I. Shreyber, M. Titov, P. Verrecchia

Laboratoire Leprince-Ringuet, Ecole Polytechnique, IN2P3-CNRS, Palaiseau, France

S. Baffioni, F. Beaudette, L. Benhabib, L. Bianchini, M. Bluj⁷, C. Broutin, P. Busson, C. Charlot, T. Dahms, L. Dobrzynski, S. Elgammal, R. Granier de Cassagnac, M. Haguenaer, P. Miné, C. Mironov, C. Ochando, P. Paganini, D. Sabes, R. Salerno, Y. Sirois, C. Thiebaut, B. Wyslouch⁸, A. Zabi

Institut Pluridisciplinaire Hubert Curien, Université de Strasbourg, Université de Haute Alsace Mulhouse, CNRS/IN2P3, Strasbourg, France

J.-L. Agram⁹, J. Andrea, D. Bloch, D. Bodin, J.-M. Brom, M. Cardaci, E.C. Chabert, C. Collard, E. Conte⁹, F. Drouhin⁹, C. Ferro, J.-C. Fontaine⁹, D. Gelé, U. Goerlach, S. Greder, P. Juillot, M. Karim⁹, A.-C. Le Bihan, Y. Mikami, P. Van Hove

Centre de Calcul de l'Institut National de Physique Nucleaire et de Physique des Particules (IN2P3), Villeurbanne, France

F. Fassi, D. Mercier

Université de Lyon, Université Claude Bernard Lyon 1, CNRS-IN2P3, Institut de Physique Nucléaire de Lyon, Villeurbanne, France

C. Baty, S. Beauceron, N. Beaupere, M. Bedjidian, O. Bondu, G. Boudoul, D. Boumediene, H. Brun, J. Chasserat, R. Chierici, D. Contardo, P. Depasse, H. El Mamouni, J. Fay, S. Gascon, B. Ille, T. Kurca, T. Le Grand, M. Lethuillier, L. Mirabito, S. Perries, V. Sordini, S. Tosi, Y. Tschudi, P. Verdier

Institute of High Energy Physics and Informatization, Tbilisi State University, Tbilisi, Georgia

D. Lomidze

RWTH Aachen University, I. Physikalisches Institut, Aachen, Germany

G. Anagnostou, M. Edelhoff, L. Feld, N. Heracleous, O. Hindrichs, R. Jussen, K. Klein, J. Merz, N. Mohr, A. Ostapchuk, A. Perieanu, F. Raupach, J. Sammet, S. Schael, D. Sprenger, H. Weber, M. Weber, B. Wittmer

RWTH Aachen University, III. Physikalisches Institut A, Aachen, Germany

M. Ata, W. Bender, E. Dietz-Laursonn, M. Erdmann, J. Frangenheim, T. Hebbeker, A. Hinzmann, K. Hoepfner, T. Klimkovich, D. Klingebiel, P. Kreuzer, D. Lanske[†], C. Magass, M. Merschmeyer, A. Meyer, P. Papacz, H. Pieta, H. Reithler, S.A. Schmitz, L. Sonnenschein, J. Steggemann, D. Teyssier

RWTH Aachen University, III. Physikalisches Institut B, Aachen, Germany

M. Bontenackels, M. Davids, M. Duda, G. Flügge, H. Geenen, M. Giffels, W. Haj Ahmad, D. Heydhausen, T. Kress, Y. Kuessel, A. Linn, A. Nowack, L. Perchalla, O. Pooth, J. Rennefeld, P. Sauerland, A. Stahl, M. Thomas, D. Tornier, M.H. Zoeller

Deutsches Elektronen-Synchrotron, Hamburg, Germany

M. Aldaya Martin, W. Behrenhoff, U. Behrens, M. Bergholz¹⁰, A. Bethani, K. Borrás, A. Cakir, A. Campbell, E. Castro, D. Dammann, G. Eckerlin, D. Eckstein, A. Flossdorf, G. Flucke, A. Geiser, J. Hauk, H. Jung¹, M. Kasemann, I. Katkov¹¹, P. Katsas, C. Kleinwort, H. Kluge, A. Knutsson, M. Krämer, D. Krücker, E. Kuznetsova, W. Lange, W. Lohmann¹⁰, R. Mankel, M. Marienfeld, I.-A. Melzer-Pellmann, A.B. Meyer, J. Mnich, A. Mussgiller, J. Olzem, D. Pitzl, A. Raspereza, A. Raval, M. Rosin, R. Schmidt¹⁰, T. Schoerner-Sadenius, N. Sen, A. Spiridonov, M. Stein, J. Tomaszewska, R. Walsh, C. Wissing

University of Hamburg, Hamburg, Germany

C. Autermann, V. Blobel, S. Bobrovskiy, J. Draeger, H. Enderle, U. Gebbert, K. Kaschube,

G. Kaussen, R. Klanner, J. Lange, B. Mura, S. Naumann-Emme, F. Nowak, N. Pietsch, C. Sander, H. Schettler, P. Schleper, M. Schröder, T. Schum, J. Schwandt, H. Stadie, G. Steinbrück, J. Thomsen

Institut für Experimentelle Kernphysik, Karlsruhe, Germany

C. Barth, J. Bauer, V. Buege, T. Chwalek, W. De Boer, A. Dierlamm, G. Dirkes, M. Feindt, J. Gruschke, C. Hackstein, F. Hartmann, M. Heinrich, H. Held, K.H. Hoffmann, S. Honc, J.R. Komaragiri, T. Kuhr, D. Martschei, S. Mueller, Th. Müller, M. Niegel, O. Oberst, A. Oehler, J. Ott, T. Peiffer, D. Piparo, G. Quast, K. Rabbertz, F. Ratnikov, N. Ratnikova, M. Renz, C. Saout, A. Scheurer, P. Schieferdecker, F.-P. Schilling, M. Schmanau, G. Schott, H.J. Simonis, F.M. Stober, D. Troendle, J. Wagner-Kuhr, T. Weiler, M. Zeise, V. Zhukov¹¹, E.B. Ziebarth

Institute of Nuclear Physics "Demokritos", Aghia Paraskevi, Greece

G. Daskalakis, T. Geralis, S. Kesisoglou, A. Kyriakis, D. Loukas, I. Manolakos, A. Markou, C. Markou, C. Mavrommatis, E. Ntomari, E. Petrakou

University of Athens, Athens, Greece

L. Gouskos, T.J. Mertzimekis, A. Panagiotou, E. Stiliaris

University of Ioánnina, Ioánnina, Greece

I. Evangelou, C. Foudas, P. Kokkas, N. Manthos, I. Papadopoulos, V. Patras, F.A. Triantis

KFKI Research Institute for Particle and Nuclear Physics, Budapest, Hungary

A. Aranyi, G. Bencze, L. Boldizsar, C. Hajdu¹, P. Hidas, D. Horvath¹², A. Kapusi, K. Krajczar¹³, F. Sikler¹, G.I. Veres¹³, G. Vesztergombi¹³

Institute of Nuclear Research ATOMKI, Debrecen, Hungary

N. Beni, J. Molnar, J. Palinkas, Z. Szillasi, V. Veszpremi

University of Debrecen, Debrecen, Hungary

P. Raics, Z.L. Trocsanyi, B. Ujvari

Panjab University, Chandigarh, India

S. Bansal, S.B. Beri, V. Bhatnagar, N. Dhingra, R. Gupta, M. Jindal, M. Kaur, J.M. Kohli, M.Z. Mehta, N. Nishu, L.K. Saini, A. Sharma, A.P. Singh, J.B. Singh, S.P. Singh

University of Delhi, Delhi, India

S. Ahuja, S. Bhattacharya, B.C. Choudhary, P. Gupta, S. Jain, S. Jain, A. Kumar, K. Ranjan, R.K. Shivpuri

Bhabha Atomic Research Centre, Mumbai, India

R.K. Choudhury, D. Dutta, S. Kailas, V. Kumar, A.K. Mohanty¹, L.M. Pant, P. Shukla

Tata Institute of Fundamental Research - EHEP, Mumbai, India

T. Aziz, M. Guchait¹⁴, A. Gurtu, M. Maity¹⁵, D. Majumder, G. Majumder, K. Mazumdar, G.B. Mohanty, A. Saha, K. Sudhakar, N. Wickramage

Tata Institute of Fundamental Research - HECR, Mumbai, India

S. Banerjee, S. Dugad, N.K. Mondal

Institute for Research and Fundamental Sciences (IPM), Tehran, Iran

H. Arfaei, H. Bakhshiansohi¹⁶, S.M. Etesami, A. Fahim¹⁶, M. Hashemi, A. Jafari¹⁶, M. Khakzad, A. Mohammadi¹⁷, M. Mohammadi Najafabadi, S. Paktinat Mehdiabadi, B. Safarzadeh, M. Zeinali¹⁸

INFN Sezione di Bari ^a, Università di Bari ^b, Politecnico di Bari ^c, Bari, Italy

M. Abbrescia^{a,b}, L. Barbone^{a,b}, C. Calabria^{a,b}, A. Colaleo^a, D. Creanza^{a,c}, N. De Filippis^{a,c,1}, M. De Palma^{a,b}, L. Fiore^a, G. Iaselli^{a,c}, L. Lusito^{a,b}, G. Maggi^{a,c}, M. Maggi^a, N. Manna^{a,b}, B. Marangelli^{a,b}, S. My^{a,c}, S. Nuzzo^{a,b}, N. Pacifico^{a,b}, G.A. Pierro^a, A. Pompili^{a,b}, G. Pugliese^{a,c}, F. Romano^{a,c}, G. Roselli^{a,b}, G. Selvaggi^{a,b}, L. Silvestris^a, R. Trentadue^a, S. Tuppiti^{a,b}, G. Zito^a

INFN Sezione di Bologna ^a, Università di Bologna ^b, Bologna, Italy

G. Abbiendi^a, A.C. Benvenuti^a, D. Bonacorsi^a, S. Braibant-Giacomelli^{a,b}, L. Brigliadori^a, P. Capiluppi^{a,b}, A. Castro^{a,b}, F.R. Cavallo^a, M. Cuffiani^{a,b}, G.M. Dallavalle^a, F. Fabbri^a, A. Fanfani^{a,b}, D. Fasanella^a, P. Giacomelli^a, M. Giunta^a, S. Marcellini^a, G. Masetti^b, M. Meneghelli^{a,b}, A. Montanari^a, F.L. Navarra^{a,b}, F. Odorici^a, A. Perrotta^a, F. Primavera^a, A.M. Rossi^{a,b}, T. Rovelli^{a,b}, G. Siroli^{a,b}, R. Travaglini^{a,b}

INFN Sezione di Catania ^a, Università di Catania ^b, Catania, Italy

S. Albergo^{a,b}, G. Cappello^{a,b}, M. Chiorboli^{a,b,1}, S. Costa^{a,b}, A. Tricomi^{a,b}, C. Tuve^a

INFN Sezione di Firenze ^a, Università di Firenze ^b, Firenze, Italy

G. Barbagli^a, V. Ciulli^{a,b}, C. Civinini^a, R. D'Alessandro^{a,b}, E. Focardi^{a,b}, S. Frosali^{a,b}, E. Gallo^a, S. Gonzi^{a,b}, P. Lenzi^{a,b}, M. Meschini^a, S. Paoletti^a, G. Sguazzoni^a, A. Tropiano^{a,1}

INFN Laboratori Nazionali di Frascati, Frascati, Italy

L. Benussi, S. Bianco, S. Colafranceschi¹⁹, F. Fabbri, D. Piccolo

INFN Sezione di Genova, Genova, Italy

P. Fabbriatore, R. Musenich

INFN Sezione di Milano-Bicocca ^a, Università di Milano-Bicocca ^b, Milano, Italy

A. Benaglia^{a,b}, F. De Guio^{a,b,1}, L. Di Matteo^{a,b}, S. Gennai¹, A. Ghezzi^{a,b}, S. Malvezzi^a, A. Martelli^{a,b}, A. Massironi^{a,b}, D. Menasce^a, L. Moroni^a, M. Paganoni^{a,b}, D. Pedrini^a, S. Ragazzi^{a,b}, N. Redaelli^a, S. Sala^a, T. Tabarelli de Fatis^{a,b}

INFN Sezione di Napoli ^a, Università di Napoli "Federico II" ^b, Napoli, Italy

S. Buontempo^a, C.A. Carrillo Montoya^{a,1}, N. Cavallo^{a,20}, A. De Cosa^{a,b}, F. Fabozzi^{a,20}, A.O.M. Iorio^{a,1}, L. Lista^a, M. Merola^{a,b}, P. Paolucci^a

INFN Sezione di Padova ^a, Università di Padova ^b, Università di Trento (Trento) ^c, Padova, Italy

P. Azzi^a, N. Bacchetta^a, P. Bellan^{a,b}, M. Bellato^a, M. Biasotto^{a,21}, D. Bisello^{a,b}, A. Branca^a, R. Carlin^{a,b}, P. Checchia^a, M. De Mattia^{a,b}, T. Dorigo^a, F. Gasparini^{a,b}, A. Gozzelino, M. Gulmini^{a,21}, S. Lacaprara^{a,21}, I. Lazzizzera^{a,c}, M. Margoni^{a,b}, G. Maron^{a,21}, A.T. Meneguzzo^{a,b}, M. Nespolo^{a,1}, L. Perrozzi^{a,1}, N. Pozzobon^{a,b}, P. Ronchese^{a,b}, F. Simonetto^{a,b}, E. Torassa^a, M. Tosi^{a,b}, A. Triossi^a, S. Vanini^{a,b}, G. Zumerle^{a,b}

INFN Sezione di Pavia ^a, Università di Pavia ^b, Pavia, Italy

P. Baesso^{a,b}, U. Berzano^a, S.P. Ratti^{a,b}, C. Riccardi^{a,b}, P. Torre^{a,b}, P. Vitulo^{a,b}, C. Viviani^{a,b}

INFN Sezione di Perugia ^a, Università di Perugia ^b, Perugia, Italy

M. Biasini^{a,b}, G.M. Bilei^a, B. Caponeri^{a,b}, L. Fanò^{a,b}, P. Lariccia^{a,b}, A. Lucaroni^{a,b,1}, G. Mantovani^{a,b}, M. Menichelli^a, A. Nappi^{a,b}, F. Romeo^{a,b}, A. Santocchia^{a,b}, S. Taroni^{a,b,1}, M. Valdata^{a,b}

INFN Sezione di Pisa ^a, Università di Pisa ^b, Scuola Normale Superiore di Pisa ^c, Pisa, Italy

P. Azzurri^{a,c}, G. Bagliesi^a, J. Bernardini^{a,b}, T. Boccali^{a,1}, G. Broccolo^{a,c}, R. Castaldi^a, R.T. D'Agnolo^{a,c}, R. Dell'Orso^a, F. Fiori^{a,b}, L. Foà^{a,c}, A. Giassi^a, A. Kraan^a, F. Ligabue^{a,c},

T. Lomtadze^a, L. Martini^{a,22}, A. Messineo^{a,b}, F. Palla^a, G. Segneri^a, A.T. Serban^a, P. Spagnolo^a, R. Tenchini^a, G. Tonelli^{a,b,1}, A. Venturi^{a,1}, P.G. Verdini^a

INFN Sezione di Roma ^a, Università di Roma "La Sapienza" ^b, Roma, Italy

L. Barone^{a,b}, F. Cavallari^a, D. Del Re^{a,b}, E. Di Marco^{a,b}, M. Diemoz^a, D. Franci^{a,b}, M. Grassi^{a,1}, E. Longo^{a,b}, S. Nourbakhsh^a, G. Organtini^{a,b}, F. Pandolfi^{a,b,1}, R. Paramatti^a, S. Rahatlou^{a,b}, C. Rovelli¹

INFN Sezione di Torino ^a, Università di Torino ^b, Università del Piemonte Orientale (Novara) ^c, Torino, Italy

N. Amapane^{a,b}, R. Arcidiacono^{a,c}, S. Argiro^{a,b}, M. Arneodo^{a,c}, C. Biino^a, C. Botta^{a,b,1}, N. Cartiglia^a, R. Castello^{a,b}, M. Costa^{a,b}, N. Demaria^a, A. Graziano^{a,b,1}, C. Mariotti^a, M. Marone^{a,b}, S. Maselli^a, E. Migliore^{a,b}, G. Mila^{a,b}, V. Monaco^{a,b}, M. Musich^{a,b}, M.M. Obertino^{a,c}, N. Pastrone^a, M. Pelliccioni^{a,b}, A. Romero^{a,b}, M. Ruspa^{a,c}, R. Sacchi^{a,b}, V. Sola^{a,b}, A. Solano^{a,b}, A. Staiano^a, A. Vilela Pereira^a

INFN Sezione di Trieste ^a, Università di Trieste ^b, Trieste, Italy

S. Belforte^a, F. Cossutti^a, G. Della Ricca^{a,b}, B. Gobbo^a, D. Montanino^{a,b}, A. Penzo^a

Kangwon National University, Chunchon, Korea

S.G. Heo, S.K. Nam

Kyungpook National University, Daegu, Korea

S. Chang, J. Chung, D.H. Kim, G.N. Kim, J.E. Kim, D.J. Kong, H. Park, S.R. Ro, D. Son, D.C. Son, T. Son

Chonnam National University, Institute for Universe and Elementary Particles, Kwangju, Korea

Zero Kim, J.Y. Kim, S. Song

Korea University, Seoul, Korea

S. Choi, B. Hong, M.S. Jeong, M. Jo, H. Kim, J.H. Kim, T.J. Kim, K.S. Lee, D.H. Moon, S.K. Park, H.B. Rhee, E. Seo, S. Shin, K.S. Sim

University of Seoul, Seoul, Korea

M. Choi, S. Kang, H. Kim, C. Park, I.C. Park, S. Park, G. Ryu

Sungkyunkwan University, Suwon, Korea

Y. Choi, Y.K. Choi, J. Goh, M.S. Kim, E. Kwon, J. Lee, S. Lee, H. Seo, I. Yu

Vilnius University, Vilnius, Lithuania

M.J. Bilinskas, I. Grigelionis, M. Janulis, D. Martisiute, P. Petrov, T. Sabonis

Centro de Investigacion y de Estudios Avanzados del IPN, Mexico City, Mexico

H. Castilla-Valdez, E. De La Cruz-Burelo, R. Lopez-Fernandez, R. Magaña Villalba, A. Sánchez-Hernández, L.M. Villasenor-Cendejas

Universidad Iberoamericana, Mexico City, Mexico

S. Carrillo Moreno, F. Vazquez Valencia

Benemerita Universidad Autonoma de Puebla, Puebla, Mexico

H.A. Salazar Ibarguen

Universidad Autónoma de San Luis Potosí, San Luis Potosí, Mexico

E. Casimiro Linares, A. Morelos Pineda, M.A. Reyes-Santos

University of Auckland, Auckland, New Zealand

D. Krofcheck, J. Tam, C.H. Yiu

University of Canterbury, Christchurch, New Zealand

P.H. Butler, R. Doesburg, H. Silverwood

National Centre for Physics, Quaid-I-Azam University, Islamabad, Pakistan

M. Ahmad, I. Ahmed, M.I. Asghar, H.R. Hoorani, W.A. Khan, T. Khurshid, S. Qazi

Institute of Experimental Physics, Faculty of Physics, University of Warsaw, Warsaw, Poland

G. Brona, M. Cwiok, W. Dominik, K. Doroba, A. Kalinowski, M. Konecki, J. Krolikowski

Soltan Institute for Nuclear Studies, Warsaw, Poland

T. Frueboes, R. Gokieli, M. Górski, M. Kazana, K. Nawrocki, K. Romanowska-Rybinska, M. Szleper, G. Wrochna, P. Zalewski

Laboratório de Instrumentação e Física Experimental de Partículas, Lisboa, Portugal

N. Almeida, P. Bargassa, A. David, P. Faccioli, P.G. Ferreira Parracho, M. Gallinaro, P. Musella, A. Nayak, P.Q. Ribeiro, J. Seixas, J. Varela

Joint Institute for Nuclear Research, Dubna, Russia

S. Afanasiev, I. Belotelov, P. Bunin, I. Golutvin, A. Kamenev, V. Karjavin, G. Kozlov, A. Lanev, P. Moisenz, V. Palichik, V. Perelygin, S. Shmatov, V. Smirnov, A. Volodko, A. Zarubin

Petersburg Nuclear Physics Institute, Gatchina (St Petersburg), Russia

V. Golovtsov, Y. Ivanov, V. Kim, P. Levchenko, V. Murzin, V. Oreshkin, I. Smirnov, V. Sulimov, L. Uvarov, S. Vavilov, A. Vorobyev, A. Vorobyev

Institute for Nuclear Research, Moscow, Russia

Yu. Andreev, A. Dermenev, S. Gninenko, N. Golubev, M. Kirsanov, N. Krasnikov, V. Matveev, A. Pashenkov, A. Toropin, S. Troitsky

Institute for Theoretical and Experimental Physics, Moscow, RussiaV. Epshteyn, V. Gavrilov, V. Kaftanov[†], M. Kossov¹, A. Krokhotin, N. Lychkovskaya, V. Popov, G. Safronov, S. Semenov, V. Stolin, E. Vlasov, A. Zhokin**Moscow State University, Moscow, Russia**E. Boos, M. Dubinin²³, L. Dudko, A. Ershov, A. Gribushin, O. Kodolova, I. Lokhtin, A. Markina, S. Obraztsov, M. Perfilov, S. Petrushanko, L. Sarycheva, V. Savrin, A. Snigirev**P.N. Lebedev Physical Institute, Moscow, Russia**

V. Andreev, M. Azarkin, I. Dremin, M. Kirakosyan, A. Leonidov, S.V. Rusakov, A. Vinogradov

State Research Center of Russian Federation, Institute for High Energy Physics, Protvino, RussiaI. Azhgirey, S. Bitioukov, V. Grishin¹, V. Kachanov, D. Konstantinov, A. Korablev, V. Krychkine, V. Petrov, R. Ryutin, S. Slabospitsky, A. Sobol, L. Tourtchanovitch, S. Troshin, N. Tyurin, A. Uzunian, A. Volkov**University of Belgrade, Faculty of Physics and Vinca Institute of Nuclear Sciences, Belgrade, Serbia**P. Adzic²⁴, M. Djordjevic, D. Krpic²⁴, J. Milosevic**Centro de Investigaciones Energéticas Medioambientales y Tecnológicas (CIEMAT), Madrid, Spain**

M. Aguilar-Benitez, J. Alcaraz Maestre, P. Arce, C. Battilana, E. Calvo, M. Cepeda, M. Cerrada,

M. Chamizo Llatas, N. Colino, B. De La Cruz, A. Delgado Peris, C. Diez Pardos, D. Domínguez Vázquez, C. Fernandez Bedoya, J.P. Fernández Ramos, A. Ferrando, J. Flix, M.C. Fouz, P. Garcia-Abia, O. Gonzalez Lopez, S. Goy Lopez, J.M. Hernandez, M.I. Josa, G. Merino, J. Puerta Pelayo, I. Redondo, L. Romero, J. Santaolalla, M.S. Soares, C. Willmott

Universidad Autónoma de Madrid, Madrid, Spain

C. Albajar, G. Codispoti, J.F. de Trocóniz

Universidad de Oviedo, Oviedo, Spain

J. Cuevas, J. Fernandez Menendez, S. Folgueras, I. Gonzalez Caballero, L. Lloret Iglesias, J.M. Vizan Garcia

Instituto de Física de Cantabria (IFCA), CSIC-Universidad de Cantabria, Santander, Spain

J.A. Brochero Cifuentes, I.J. Cabrillo, A. Calderon, S.H. Chuang, J. Duarte Campderros, M. Felcini²⁵, M. Fernandez, G. Gomez, J. Gonzalez Sanchez, C. Jorda, P. Lobelle Pardo, A. Lopez Virto, J. Marco, R. Marco, C. Martinez Rivero, F. Matorras, F.J. Munoz Sanchez, J. Piedra Gomez²⁶, T. Rodrigo, A.Y. Rodríguez-Marrero, A. Ruiz-Jimeno, L. Scodellaro, M. Sobron Sanudo, I. Vila, R. Vilar Cortabitarte

CERN, European Organization for Nuclear Research, Geneva, Switzerland

D. Abbaneo, E. Auffray, G. Auzinger, P. Baillon, A.H. Ball, D. Barney, A.J. Bell²⁷, D. Benedetti, C. Bernet³, W. Bialas, P. Bloch, A. Bocci, S. Bolognesi, M. Bona, H. Breuker, K. Bunkowski, T. Camporesi, G. Cerminara, J.A. Coarasa Perez, B. Curé, D. D'Enterria, A. De Roeck, S. Di Guida, N. Dupont-Sagorin, A. Elliott-Peisert, B. Frisch, W. Funk, A. Gaddi, G. Georgiou, H. Gerwig, D. Gigi, K. Gill, D. Giordano, F. Glege, R. Gomez-Reino Garrido, M. Gouzevitch, P. Govoni, S. Gowdy, L. Guiducci, M. Hansen, C. Hartl, J. Harvey, J. Hegeman, B. Hegner, H.F. Hoffmann, A. Honma, V. Innocente, P. Janot, K. Kaadze, E. Karavakis, P. Lecoq, C. Lourenço, T. Mäki, M. Malberti, L. Malgeri, M. Mannelli, L. Masetti, A. Maurisset, F. Meijers, S. Mersi, E. Meschi, R. Moser, M.U. Mozer, M. Mulders, E. Nesvold¹, M. Nguyen, T. Orimoto, L. Orsini, E. Perez, A. Petrilli, A. Pfeiffer, M. Pierini, M. Pimiä, G. Polese, A. Racz, J. Rodrigues Antunes, G. Rolandi²⁸, T. Rommelskirchen, M. Rovere, H. Sakulin, C. Schäfer, C. Schwick, I. Segoni, A. Sharma, P. Siegrist, M. Simon, P. Sphicas²⁹, M. Spiropulu²³, M. Stoye, M. Tadel, P. Tropea, A. Tsiro, P. Vichoudis, M. Voutilainen, W.D. Zeuner

Paul Scherrer Institut, Villigen, Switzerland

W. Bertl, K. Deiters, W. Erdmann, K. Gabathuler, R. Horisberger, Q. Ingram, H.C. Kaestli, S. König, D. Kotlinski, U. Langenegger, F. Meier, D. Renker, T. Rohe, J. Sibille³⁰, A. Starodumov³¹

Institute for Particle Physics, ETH Zurich, Zurich, Switzerland

P. Bortignon, L. Caminada³², N. Chanon, Z. Chen, S. Cittolin, G. Dissertori, M. Dittmar, J. Eugster, K. Freudenreich, C. Grab, A. Hervé, W. Hintz, P. Lecomte, W. Luster, C. Marchica³², P. Martinez Ruiz del Arbol, P. Meridiani, P. Milenov³³, F. Moortgat, C. Nägeli³², P. Nef, F. Nessi-Tedaldi, L. Pape, F. Pauss, T. Punz, A. Rizzi, F.J. Ronga, M. Rossini, L. Sala, A.K. Sanchez, M.-C. Sawley, B. Stieger, L. Tauscher[†], A. Thea, K. Theofilatos, D. Treille, C. Urscheler, R. Wallny, M. Weber, L. Wehrli, J. Weng

Universität Zürich, Zurich, Switzerland

E. Aguiló, C. Amsler, V. Chiochia, S. De Visscher, C. Favaro, M. Ivova Rikova, B. Millan Mejias, P. Otiougova, C. Regenfus, P. Robmann, A. Schmidt, H. Snoek

National Central University, Chung-Li, Taiwan

Y.H. Chang, K.H. Chen, S. Dutta, C.M. Kuo, S.W. Li, W. Lin, Z.K. Liu, Y.J. Lu, D. Mekterovic, R. Volpe, J.H. Wu, S.S. Yu

National Taiwan University (NTU), Taipei, Taiwan

P. Bartalini, P. Chang, Y.H. Chang, Y.W. Chang, Y. Chao, K.F. Chen, W.-S. Hou, Y. Hsiung, K.Y. Kao, Y.J. Lei, R.-S. Lu, J.G. Shiu, Y.M. Tzeng, M. Wang

Cukurova University, Adana, Turkey

A. Adiguzel, M.N. Bakirci³⁴, S. Cerci³⁵, C. Dozen, I. Dumanoglu, E. Eskut, S. Girgis, G. Gokbulut, I. Hos, E.E. Kangal, A. Kayis Topaksu, G. Onengut, K. Ozdemir, S. Ozturk, A. Polatoz, K. Sogut³⁶, D. Sunar Cerci³⁵, B. Tali³⁵, H. Topakli³⁴, D. Uzun, L.N. Vergili, M. Vergili

Middle East Technical University, Physics Department, Ankara, Turkey

I.V. Akin, T. Aliev, S. Bilmis, M. Deniz, H. Gamsizkan, A.M. Guler, K. Ocalan, A. Ozpineci, M. Serin, R. Sever, U.E. Surat, E. Yildirim, M. Zeyrek

Bogazici University, Istanbul, Turkey

M. Deliomeroglu, D. Demir³⁷, E. Gülmez, B. Isildak, M. Kaya³⁸, O. Kaya³⁸, S. Ozkorucuklu³⁹, N. Sonmez⁴⁰

National Scientific Center, Kharkov Institute of Physics and Technology, Kharkov, Ukraine

L. Levchuk

University of Bristol, Bristol, United Kingdom

F. Bostock, J.J. Brooke, T.L. Cheng, E. Clement, D. Cussans, R. Frazier, J. Goldstein, M. Grimes, M. Hansen, D. Hartley, G.P. Heath, H.F. Heath, L. Kreczko, S. Metson, D.M. Newbold⁴¹, K. Nirunpong, A. Poll, S. Senkin, V.J. Smith, S. Ward

Rutherford Appleton Laboratory, Didcot, United Kingdom

L. Basso⁴², K.W. Bell, A. Belyaev⁴², C. Brew, R.M. Brown, B. Camanzi, D.J.A. Cockerill, J.A. Coughlan, K. Harder, S. Harper, J. Jackson, B.W. Kennedy, E. Olaiya, D. Petyt, B.C. Radburn-Smith, C.H. Shepherd-Themistocleous, I.R. Tomalin, W.J. Womersley, S.D. Worm

Imperial College, London, United Kingdom

R. Bainbridge, G. Ball, J. Ballin, R. Beuselinck, O. Buchmuller, D. Colling, N. Cripps, M. Cutajar, G. Davies, M. Della Negra, W. Ferguson, J. Fulcher, D. Futyan, A. Gilbert, A. Guneratne Bryer, G. Hall, Z. Hatherell, J. Hays, G. Iles, M. Jarvis, G. Karapostoli, L. Lyons, B.C. MacEvoy, A.-M. Magnan, J. Marrouche, B. Mathias, R. Nandi, J. Nash, A. Nikitenko³¹, A. Papageorgiou, M. Pesaresi, K. Petridis, M. Pioppi⁴³, D.M. Raymond, S. Rogerson, N. Rompotis, A. Rose, M.J. Ryan, C. Seez, P. Sharp, A. Sparrow, A. Tapper, S. Tourneur, M. Vazquez Acosta, T. Virdee, S. Wakefield, N. Wardle, D. Wardrope, T. Whyntie

Brunel University, Uxbridge, United Kingdom

M. Barrett, M. Chadwick, J.E. Cole, P.R. Hobson, A. Khan, P. Kyberd, D. Leslie, W. Martin, I.D. Reid, L. Teodorescu

Baylor University, Waco, USA

K. Hatakeyama

Boston University, Boston, USA

T. Bose, E. Carrera Jarrin, C. Fantasia, A. Heister, J. St. John, P. Lawson, D. Lazic, J. Rohlf, D. Sperka, L. Sulak

Brown University, Providence, USA

A. Avetisyan, S. Bhattacharya, J.P. Chou, D. Cutts, A. Ferapontov, U. Heintz, S. Jabeen,

G. Kukartsev, G. Landsberg, M. Narain, D. Nguyen, M. Segala, T. Sinthuprasith, T. Speer, K.V. Tsang

University of California, Davis, Davis, USA

R. Breedon, M. Calderon De La Barca Sanchez, S. Chauhan, M. Chertok, J. Conway, P.T. Cox, J. Dolen, R. Erbacher, E. Friis, W. Ko, A. Kopecky, R. Lander, H. Liu, S. Maruyama, T. Miceli, M. Nikolic, D. Pellett, J. Robles, S. Salur, T. Schwarz, M. Searle, J. Smith, M. Squires, M. Tripathi, R. Vasquez Sierra, C. Veelken

University of California, Los Angeles, Los Angeles, USA

V. Andreev, K. Arisaka, D. Cline, R. Cousins, A. Deisher, J. Duris, S. Erhan, C. Farrell, J. Hauser, M. Ignatenko, C. Jarvis, C. Plager, G. Rakness, P. Schlein[†], J. Tucker, V. Valuev

University of California, Riverside, Riverside, USA

J. Babb, A. Chandra, R. Clare, J. Ellison, J.W. Gary, F. Giordano, G. Hanson, G.Y. Jeng, S.C. Kao, F. Liu, H. Liu, O.R. Long, A. Luthra, H. Nguyen, B.C. Shen[†], R. Stringer, J. Sturdy, S. Sumowidagdo, R. Wilken, S. Wimpenny

University of California, San Diego, La Jolla, USA

W. Andrews, J.G. Branson, G.B. Cerati, E. Dusinger, D. Evans, F. Golf, A. Holzner, R. Kelley, M. Lebourgeois, J. Letts, B. Mangano, S. Padhi, C. Palmer, G. Petrucciani, H. Pi, M. Pieri, R. Ranieri, M. Sani, V. Sharma, S. Simon, Y. Tu, A. Vartak, S. Wasserbaech⁴⁴, F. Würthwein, A. Yagil, J. Yoo

University of California, Santa Barbara, Santa Barbara, USA

D. Barge, R. Bellan, C. Campagnari, M. D'Alfonso, T. Danielson, K. Flowers, P. Geffert, J. Incandela, C. Justus, P. Kalavase, S.A. Koay, D. Kovalskyi, V. Krutelyov, S. Lowette, N. Mccoll, V. Pavlunin, F. Rebassoo, J. Ribnik, J. Richman, R. Rossin, D. Stuart, W. To, J.R. Vlimant

California Institute of Technology, Pasadena, USA

A. Apresyan, A. Bornheim, J. Bunn, Y. Chen, M. Gataullin, Y. Ma, A. Mott, H.B. Newman, C. Rogan, K. Shin, V. Timciuc, P. Traczyk, J. Veverka, R. Wilkinson, Y. Yang, R.Y. Zhu

Carnegie Mellon University, Pittsburgh, USA

B. Akgun, R. Carroll, T. Ferguson, Y. Iiyama, D.W. Jang, S.Y. Jun, Y.F. Liu, M. Paulini, J. Russ, H. Vogel, I. Vorobiev

University of Colorado at Boulder, Boulder, USA

J.P. Cumalat, M.E. Dinardo, B.R. Drell, C.J. Edelmaier, W.T. Ford, A. Gaz, B. Heyburn, E. Luiggi Lopez, U. Nauenberg, J.G. Smith, K. Stenson, K.A. Ulmer, S.R. Wagner, S.L. Zang

Cornell University, Ithaca, USA

L. Agostino, J. Alexander, D. Cassel, A. Chatterjee, S. Das, N. Eggert, L.K. Gibbons, B. Heltsley, W. Hopkins, A. Khukhunaishvili, B. Kreis, G. Nicolas Kaufman, J.R. Patterson, D. Puigh, A. Ryd, E. Salvati, X. Shi, W. Sun, W.D. Teo, J. Thom, J. Thompson, J. Vaughan, Y. Weng, L. Winstrom, P. Wittich

Fairfield University, Fairfield, USA

A. Biselli, G. Cirino, D. Winn

Fermi National Accelerator Laboratory, Batavia, USA

S. Abdullin, M. Albrow, J. Anderson, G. Apollinari, M. Atac, J.A. Bakken, S. Banerjee, L.A.T. Bauerdick, A. Beretvas, J. Berryhill, P.C. Bhat, I. Bloch, F. Borchering, K. Burkett, J.N. Butler, V. Chetluru, H.W.K. Cheung, F. Chlebana, S. Cihangir, W. Cooper, D.P. Eartly, V.D. Elvira, S. Esen, I. Fisk, J. Freeman, Y. Gao, E. Gottschalk, D. Green, K. Gunthoti,

O. Gutsche, J. Hanlon, R.M. Harris, J. Hirschauer, B. Hooberman, H. Jensen, M. Johnson, U. Joshi, R. Khatiwada, B. Klima, K. Kousouris, S. Kunori, S. Kwan, C. Leonidopoulos, P. Limon, D. Lincoln, R. Lipton, J. Lykken, K. Maeshima, J.M. Marraffino, D. Mason, P. McBride, T. Miao, K. Mishra, S. Mrenna, Y. Musienko⁴⁵, C. Newman-Holmes, V. O'Dell, R. Pordes, O. Prokofyev, N. Saoulidou, E. Sexton-Kennedy, S. Sharma, W.J. Spalding, L. Spiegel, P. Tan, L. Taylor, S. Tkaczyk, L. Uplegger, E.W. Vaandering, R. Vidal, J. Whitmore, W. Wu, F. Yang, F. Yumiceva, J.C. Yun

University of Florida, Gainesville, USA

D. Acosta, P. Avery, D. Bourilkov, M. Chen, M. De Gruttola, G.P. Di Giovanni, D. Dobur, A. Drozdetskiy, R.D. Field, M. Fisher, Y. Fu, I.K. Furic, J. Gartner, B. Kim, J. Konigsberg, A. Korytov, A. Kropivnitskaya, T. Kypreos, K. Matchev, G. Mitselmakher, L. Muniz, C. Prescott, R. Remington, M. Schmitt, B. Scurlock, P. Sellers, N. Skhirtladze, M. Snowball, D. Wang, J. Yelton, M. Zakaria

Florida International University, Miami, USA

C. Ceron, V. Gaultney, L. Kramer, L.M. Lebolo, S. Linn, P. Markowitz, G. Martinez, D. Mesa, J.L. Rodriguez

Florida State University, Tallahassee, USA

T. Adams, A. Askew, J. Bochenek, J. Chen, B. Diamond, S.V. Gleyzer, J. Haas, S. Hagopian, V. Hagopian, M. Jenkins, K.F. Johnson, H. Prosper, L. Quertenmont, S. Sekmen, V. Veeraraghavan

Florida Institute of Technology, Melbourne, USA

M.M. Baarmand, B. Dorney, S. Guragain, M. Hohlmann, H. Kalakhety, R. Ralich, I. Vodopiyarov

University of Illinois at Chicago (UIC), Chicago, USA

M.R. Adams, I.M. Anghel, L. Apanasevich, Y. Bai, V.E. Bazterra, R.R. Betts, J. Callner, R. Cavanaugh, C. Dragoiu, L. Gauthier, C.E. Gerber, D.J. Hofman, S. Khalatyan, G.J. Kunde⁴⁶, F. Lacroix, M. Malek, C. O'Brien, C. Silvestre, A. Smoron, D. Strom, N. Varelas

The University of Iowa, Iowa City, USA

U. Akgun, E.A. Albayrak, B. Bilki, W. Clarida, F. Duru, C.K. Lae, E. McCliment, J.-P. Merlo, H. Mermerkaya⁴⁷, A. Mestvirishvili, A. Moeller, J. Nachtman, C.R. Newsom, E. Norbeck, J. Olson, Y. Onel, F. Ozok, S. Sen, J. Wetzell, T. Yetkin, K. Yi

Johns Hopkins University, Baltimore, USA

B.A. Barnett, B. Blumenfeld, A. Bonato, C. Eskew, D. Fehling, G. Giurgiu, A.V. Gribsan, Z.J. Guo, G. Hu, P. Maksimovic, S. Rappoccio, M. Swartz, N.V. Tran, A. Whitbeck

The University of Kansas, Lawrence, USA

P. Baringer, A. Bean, G. Benelli, O. Grachov, R.P. Kenny Iii, M. Murray, D. Noonan, S. Sanders, J.S. Wood, V. Zhukova

Kansas State University, Manhattan, USA

A.f. Barfuss, T. Bolton, I. Chakaberia, A. Ivanov, S. Khalil, M. Makouski, Y. Maravin, S. Shrestha, I. Svintradze, Z. Wan

Lawrence Livermore National Laboratory, Livermore, USA

J. Gronberg, D. Lange, D. Wright

University of Maryland, College Park, USA

A. Baden, M. Boutemour, S.C. Eno, D. Ferencek, J.A. Gomez, N.J. Hadley, R.G. Kellogg,

M. Kirn, Y. Lu, A.C. Mignerey, P. Rumerio, F. Santanastasio, A. Skuja, J. Temple, M.B. Tonjes, S.C. Tonwar, E. Twedt

Massachusetts Institute of Technology, Cambridge, USA

B. Alver, G. Bauer, J. Bendavid, W. Busza, E. Butz, I.A. Cali, M. Chan, V. Dutta, P. Everaerts, G. Gomez Ceballos, M. Goncharov, K.A. Hahn, P. Harris, Y. Kim, M. Klute, Y.-J. Lee, W. Li, C. Loizides, P.D. Luckey, T. Ma, S. Nahn, C. Paus, D. Ralph, C. Roland, G. Roland, M. Rudolph, G.S.F. Stephans, F. Stöckli, K. Sumorok, K. Sung, E.A. Wenger, S. Xie, M. Yang, Y. Yilmaz, A.S. Yoon, M. Zanetti

University of Minnesota, Minneapolis, USA

S.I. Cooper, P. Cushman, B. Dahmes, A. De Benedetti, P.R. Duderø, G. Franzoni, J. Haupt, K. Klapoetke, Y. Kubota, J. Mans, V. Rekovic, R. Rusack, M. Sasseville, A. Singovsky

University of Mississippi, University, USA

L.M. Cremaldi, R. Godang, R. Kroeger, L. Perera, R. Rahmat, D.A. Sanders, D. Summers

University of Nebraska-Lincoln, Lincoln, USA

K. Bloom, S. Bose, J. Butt, D.R. Claes, A. Dominguez, M. Eads, J. Keller, T. Kelly, I. Kravchenko, J. Lazo-Flores, H. Malbouisson, S. Malik, G.R. Snow

State University of New York at Buffalo, Buffalo, USA

U. Baur, A. Godshalk, I. Iashvili, S. Jain, A. Kharchilava, A. Kumar, S.P. Shipkowski, K. Smith

Northeastern University, Boston, USA

G. Alverson, E. Barberis, D. Baumgartel, O. Boeriu, M. Chasco, S. Reucroft, J. Swain, D. Trocino, D. Wood, J. Zhang

Northwestern University, Evanston, USA

A. Anastassov, A. Kubik, N. Odell, R.A. Ofierzynski, B. Pollack, A. Pozdnyakov, M. Schmitt, S. Stoynev, M. Velasco, S. Won

University of Notre Dame, Notre Dame, USA

L. Antonelli, D. Berry, M. Hildreth, C. Jessop, D.J. Karmgard, J. Kolb, T. Kolberg, K. Lannon, W. Luo, S. Lynch, N. Marinelli, D.M. Morse, T. Pearson, R. Ruchti, J. Slaunwhite, N. Valls, M. Wayne, J. Ziegler

The Ohio State University, Columbus, USA

B. Bylsma, L.S. Durkin, J. Gu, C. Hill, P. Killewald, K. Kotov, T.Y. Ling, M. Rodenburg, G. Williams

Princeton University, Princeton, USA

N. Adam, E. Berry, P. Elmer, D. Gerbaudo, V. Halyo, P. Hebda, A. Hunt, J. Jones, E. Laird, D. Lopes Pegna, D. Marlow, T. Medvedeva, M. Mooney, J. Olsen, P. Piroué, X. Quan, H. Saka, D. Stickland, C. Tully, J.S. Werner, A. Zuranski

University of Puerto Rico, Mayaguez, USA

J.G. Acosta, X.T. Huang, A. Lopez, H. Mendez, S. Oliveros, J.E. Ramirez Vargas, A. Zatserklyaniy

Purdue University, West Lafayette, USA

E. Alagoz, V.E. Barnes, G. Bolla, L. Borrello, D. Bortoletto, A. Everett, A.F. Garfinkel, L. Gutay, Z. Hu, M. Jones, O. Koybasi, M. Kress, A.T. Laasanen, N. Leonardo, C. Liu, V. Maroussov, P. Merkel, D.H. Miller, N. Neumeister, I. Shipsey, D. Silvers, A. Svyatkovskiy, H.D. Yoo, J. Zablocki, Y. Zheng

Purdue University Calumet, Hammond, USA

P. Jindal, N. Parashar

Rice University, Houston, USA

C. Boulahouache, V. Cuplov, K.M. Ecklund, F.J.M. Geurts, B.P. Padley, R. Redjimi, J. Roberts, J. Zabel

University of Rochester, Rochester, USA

B. Betchart, A. Bodek, Y.S. Chung, R. Covarelli, P. de Barbaro, R. Demina, Y. Eshaq, H. Flacher, A. Garcia-Bellido, P. Goldenzweig, Y. Gotra, J. Han, A. Harel, D.C. Miner, D. Orbaker, G. Petrillo, D. Vishnevskiy, M. Zielinski

The Rockefeller University, New York, USA

A. Bhatti, R. Ciesielski, L. Demortier, K. Goulianos, G. Lungu, S. Malik, C. Mesropian, M. Yan

Rutgers, the State University of New Jersey, Piscataway, USA

O. Atramentov, A. Barker, D. Duggan, Y. Gershtein, R. Gray, E. Halkiadakis, D. Hidas, D. Hits, A. Lath, S. Panwalkar, R. Patel, A. Richards, K. Rose, S. Schnetzer, S. Somalwar, R. Stone, S. Thomas

University of Tennessee, Knoxville, USA

G. Cerizza, M. Hollingsworth, S. Spanier, Z.C. Yang, A. York

Texas A&M University, College Station, USA

J. Asaadi, R. Eusebi, J. Gilmore, A. Gurrola, T. Kamon, V. Khotilovich, R. Montalvo, C.N. Nguyen, I. Osipenkov, Y. Pakhotin, J. Pivarski, A. Safonov, S. Sengupta, A. Tatarinov, D. Toback, M. Weinberger

Texas Tech University, Lubbock, USA

N. Akchurin, C. Bardak, J. Damgov, C. Jeong, K. Kovitangoon, S.W. Lee, P. Mane, Y. Roh, A. Sill, I. Volobouev, R. Wigmans, E. Yazgan

Vanderbilt University, Nashville, USA

E. Appelt, E. Brownson, D. Engh, C. Florez, W. Gabella, M. Issah, W. Johns, P. Kurt, C. Maguire, A. Melo, P. Sheldon, B. Snook, S. Tuo, J. Velkovska

University of Virginia, Charlottesville, USA

M.W. Arenton, M. Balazs, S. Boutle, B. Cox, B. Francis, R. Hirosky, A. Ledovskoy, C. Lin, C. Neu, R. Yohay

Wayne State University, Detroit, USA

S. Gollapinni, R. Harr, P.E. Karchin, P. Lamichhane, M. Mattson, C. Milstène, A. Sakharov

University of Wisconsin, Madison, USA

M. Anderson, M. Bachtis, J.N. Bellinger, D. Carlsmith, S. Dasu, J. Efron, K. Flood, L. Gray, K.S. Grogg, M. Grothe, R. Hall-Wilton, M. Herndon, P. Klabbers, J. Klukas, A. Lanaro, C. Lazaridis, J. Leonard, R. Loveless, A. Mohapatra, F. Palmonari, D. Reeder, I. Ross, A. Savin, W.H. Smith, J. Swanson, M. Weinberg

†: Deceased

1: Also at CERN, European Organization for Nuclear Research, Geneva, Switzerland

2: Also at Universidade Federal do ABC, Santo Andre, Brazil

3: Also at Laboratoire Leprince-Ringuet, Ecole Polytechnique, IN2P3-CNRS, Palaiseau, France

4: Also at Suez Canal University, Suez, Egypt

5: Also at British University, Cairo, Egypt

- 6: Also at Fayoum University, El-Fayoum, Egypt
- 7: Also at Soltan Institute for Nuclear Studies, Warsaw, Poland
- 8: Also at Massachusetts Institute of Technology, Cambridge, USA
- 9: Also at Université de Haute-Alsace, Mulhouse, France
- 10: Also at Brandenburg University of Technology, Cottbus, Germany
- 11: Also at Moscow State University, Moscow, Russia
- 12: Also at Institute of Nuclear Research ATOMKI, Debrecen, Hungary
- 13: Also at Eötvös Loránd University, Budapest, Hungary
- 14: Also at Tata Institute of Fundamental Research - HECR, Mumbai, India
- 15: Also at University of Visva-Bharati, Santiniketan, India
- 16: Also at Sharif University of Technology, Tehran, Iran
- 17: Also at Shiraz University, Shiraz, Iran
- 18: Also at Isfahan University of Technology, Isfahan, Iran
- 19: Also at Facoltà Ingegneria Università di Roma "La Sapienza", Roma, Italy
- 20: Also at Università della Basilicata, Potenza, Italy
- 21: Also at Laboratori Nazionali di Legnaro dell' INFN, Legnaro, Italy
- 22: Also at Università degli studi di Siena, Siena, Italy
- 23: Also at California Institute of Technology, Pasadena, USA
- 24: Also at Faculty of Physics of University of Belgrade, Belgrade, Serbia
- 25: Also at University of California, Los Angeles, Los Angeles, USA
- 26: Also at University of Florida, Gainesville, USA
- 27: Also at Université de Genève, Geneva, Switzerland
- 28: Also at Scuola Normale e Sezione dell' INFN, Pisa, Italy
- 29: Also at University of Athens, Athens, Greece
- 30: Also at The University of Kansas, Lawrence, USA
- 31: Also at Institute for Theoretical and Experimental Physics, Moscow, Russia
- 32: Also at Paul Scherrer Institut, Villigen, Switzerland
- 33: Also at University of Belgrade, Faculty of Physics and Vinca Institute of Nuclear Sciences, Belgrade, Serbia
- 34: Also at Gaziosmanpasa University, Tokat, Turkey
- 35: Also at Adiyaman University, Adiyaman, Turkey
- 36: Also at Mersin University, Mersin, Turkey
- 37: Also at Izmir Institute of Technology, Izmir, Turkey
- 38: Also at Kafkas University, Kars, Turkey
- 39: Also at Suleyman Demirel University, Isparta, Turkey
- 40: Also at Ege University, Izmir, Turkey
- 41: Also at Rutherford Appleton Laboratory, Didcot, United Kingdom
- 42: Also at School of Physics and Astronomy, University of Southampton, Southampton, United Kingdom
- 43: Also at INFN Sezione di Perugia; Università di Perugia, Perugia, Italy
- 44: Also at Utah Valley University, Orem, USA
- 45: Also at Institute for Nuclear Research, Moscow, Russia
- 46: Also at Los Alamos National Laboratory, Los Alamos, USA
- 47: Also at Erzincan University, Erzincan, Turkey