



Jarrold, C., Tam, H. H. Y., Baddeley, A. D., & Harvey, C. E. (2010). The nature and the position of processing determines why forgetting occurs in working memory tasks. *Psychonomic Bulletin and Review*, 17, 772 - 777. 10.3758/PBR.17.6.772

Link to published version (if available):  
[10.3758/PBR.17.6.772](http://dx.doi.org/10.3758/PBR.17.6.772)

[Link to publication record in Explore Bristol Research](#)  
PDF-document

## University of Bristol - Explore Bristol Research

### General rights

This document is made available in accordance with publisher policies. Please cite only the published version using the reference above. Full terms of use are available:  
<http://www.bristol.ac.uk/pure/about/ebr-terms.html>

### Take down policy

Explore Bristol Research is a digital archive and the intention is that deposited content should not be removed. However, if you believe that this version of the work breaches copyright law please contact [open-access@bristol.ac.uk](mailto:open-access@bristol.ac.uk) and include the following information in your message:

- Your contact details
- Bibliographic details for the item, including a URL
- An outline of the nature of the complaint

On receipt of your message the Open Access Team will immediately investigate your claim, make an initial judgement of the validity of the claim and, where appropriate, withdraw the item in question from public view.

Running head: NATURE AND POSITION OF PROCESSING IN WORKING  
MEMORY

The nature and the position of processing determines why forgetting occurs in working  
memory tasks

Christopher Jarrold<sup>1</sup>, Helen Tam<sup>1</sup>, Alan D. Baddeley<sup>2</sup>, & Caroline E. Harvey<sup>1</sup>

<sup>1</sup>University of Bristol

<sup>2</sup>University of York

Address correspondence to:

Professor Chris Jarrold

Department of Experimental Psychology

University of Bristol

12a Priory Road

Bristol

BS8 1TU

UK

Electronic mail: C.Jarrold@bristol.ac.uk

Telephone: +44 (0)117 928 8450

Facsimile: +44 (0)117 928 8588

## Abstract

The effect of potentially distracting processing within working memory was examined by varying the nature and position of processing across conditions of a Brown-Peterson-like task. Separate groups of participants carried out verbal or visuo-spatial processing operations on identical stimuli, while retaining lists of to-be-remembered words. The number of words presented either before or after the processing interval was varied systematically. Results showed that although verbal processing was no more demanding than visuo-spatial processing, it led to greater forgetting. However, forgetting was confined to items presented prior to processing, and the difference in degree of forgetting shown by the two groups was maximal when four items occurred before processing. Temporal isolation effects were more marked in the verbal processing group. These findings indicate that individuals can keep active a limited number of items in primary memory during processing, unless processing blocks rehearsal, in which case retrieval occurs from secondary memory.

Word count for text, references, and notes: 4040

The nature and the position of processing determines why forgetting occurs in working memory tasks

Many influential models of memory eschew a distinction between the memory systems that operate over short- and long-term time scales, claiming instead that the same principles govern forgetting and retention over all time intervals (e.g., Brown, Neath, & Chater, 2007; Nairne, 1990). In addition, a typical characteristic of such models is that forgetting is thought to result from interference, either as a result of the featural (Nairne, 1990) or temporal (Brown et al., 2007) similarity of the items encoded into memory. Certainly, ‘temporal distinctiveness’ effects on memory performance can be demonstrated, such that items that are presented in relative temporal isolation are easier to recall than items that are presented amongst competitors with relatively close temporal proximity (Brown et al., 2007; Crowder, 1976).

An alternative view is that different memory systems and processes underpin memory over short and long-term time-scales (e.g., Baddeley & Hitch, 1976; Waugh & Norman, 1965) with the distinction between the two typically centering on whether items are ‘held active’ over short-term intervals. For example, in Baddeley’s (1986) model, to-be-remembered information is actively maintained in ‘short-term memory’ whenever possible; in the case of verbal memoranda, by a process of subvocal rehearsal.

Recently Unsworth and Engle (2007) have applied this distinction to the study of working memory performance. By definition, working memory tasks require individuals to attempt to maintain information in the face of potentially distracting processing operations, and Unsworth and Engle (2007) suggest that this requires a combination of

'primary' and 'secondary' memory (cf. Waugh & Norman, 1965). While primary memory involves the active maintenance of items, retrieval from secondary memory involves cue-dependent search of long-term memory representations. The capacity of primary memory is therefore likely to be affected by an individual's ability to rehearse, whereas interference effects are expected when retrieval from secondary memory is required. Indeed, Unsworth, Heitz, and Parks (2008) showed that temporal distinctiveness effects operate in a Brown-Peterson paradigm, in which storage items are followed by a period of processing operations that were assumed to block rehearsal.

The present study extended Unsworth et al.'s (2008) procedure in a novel manner to explicitly test the prediction that interference effects operate only when to-be-remembered items cannot be held active in primary memory. To that end, a Brown-Peterson-like design was adopted in which participants had to recall 6-item lists of to-be-remembered words that were presented in conjunction with a block of potentially distracting processing operations. However, two important modifications to a standard Brown-Peterson design were made. First, the type of processing employed was manipulated between participants. Although all participants were presented with the same stimuli in the processing phase, one group were required to make verbal judgements on these items thought to disrupt rehearsal, while a second were asked to make visuo-spatial judgements that were designed to be at least as difficult. Second, the structure of the task was manipulated within participants by systematically varying the position of the block of processing relative to the presentation of to-be-remembered items; in each condition of the task between 0 and 6 memoranda were presented before the processing

interval with the remaining 6 to 0 memoranda presented after the processing block (see Figure 1).

These novel manipulations allowed us to ask two important questions about the extent to which forgetting from working memory is driven by the nature of the processing employed in a given task condition. First, according to Baddeley (1986), processing demands inherent in a working memory task will only block or disrupt rehearsal if they recruit articulatory planning systems. In contrast, the Time-Based Resource-Sharing model (TBRS, Barrouillet, Bernadin, Portrat, Vergauwe, & Camos, 2007) assumes that processing leads to forgetting because it prevents a domain-general ‘attentional refreshment’ of memory traces by capturing attention itself. Barrouillet and colleagues therefore argue that it is the ‘cognitive load’ associated with a processing operation that is the primary determinant of the disruption caused to memory, and not the nature (verbal or non-verbal) of the processing per se (see also Vergauwe, Barrouillet, & Camos, in press). By embedding verbal and non-verbal processing episodes of broadly comparable difficulty within our working memory task we were therefore able to test the extent to which the nature of any processing is relevant to the degree of forgetting caused once cognitive load is accounted for.

Second, by moving the processing relative to the position of the presentation of storage items one can determine whether any effects of forgetting that are caused by the imposition of processing are proactive or retroactive, as well as the number of items over which these effects operate. Different models make intriguingly different predictions in this regard. In Nairne’s (1990) Feature Model features within an item’s representation in memory may be overwritten by a succeeding item containing a different value for that

feature, leading to 1-item retroactive interference. Farrell and Lewandowsky's (2002) SOB (serial-order-in-a-box) model assumes that the strength with which an item is encoded depends on its similarity to the already encoded items in memory; processing operations that share features with subsequent storage items would therefore exert proactive interference on these subsequent memoranda. Brown and colleagues' SIMPLE (scale-independent memory, perception, and learning) model (Brown, et al., 2007) assumes that items that share featural similarity will interfere with each other, but that the degree of any such interference will also be moderated by the temporal distinctiveness of these items. Following Unsworth et al. (2008) we also predicted temporal distinctiveness effects, but only for items presented prior to the onset of verbal processing which we assumed would prevent the active maintenance of these items in primary memory. In contrast, such effects were not expected for items that occurred prior to visuo-spatial processing, as it was assumed that rehearsal of such items would be possible during the processing phase.

## Method

### *Participants*

Forty-two undergraduates took part in this experiment and received either course credits or £7 remuneration. Participants were randomly assigned to one of two processing groups, with 21 participants receiving the verbal processing versions of the tasks described below, and 21 receiving the visuo-spatial processing versions.

### *Procedure*

Each participant began and ended the experimental session with a 'baseline processing' task in which they carried out a series of processing judgements in the

absence of any memory load. In between these two baseline processing tasks participants carried out the 7 conditions of the working memory task.

*Processing judgments.*

The processing judgements involved in the tasks described below all involved the presentation of a pair of upper case letters that appeared in 96 point Arial font in the centre of the screen, spaced by 9 cm. Participants in the verbal processing group were instructed to decide whether the two letters rhymed (e.g., C and P) or not. Participants in the visuo-spatial processing group were asked to judge whether the two letters shared an axis of symmetry, which could be either vertical (e.g., A and T) or horizontal (e.g., D and K). In both groups participants responded by pressing the 'p' key for a 'yes' response and the 'q' key for a 'no' response. Each letter pair was drawn from a pool of 12 items (A, C, D, E, G, I, J, K, P, T, V, Y), and was selected so that 50% of pairs were associated with a 'yes' response in each condition. For the two baseline tasks, and within each trial during each of the 7 conditions of the working memory task, a single version of a letter pair sequence was presented to both processing groups in the same pre-determined, randomized order.

*Baseline processing tasks.*

Each baseline processing task began with 4 practice trials, followed by 30 trials from which data were recorded. The presentation of each letter pair was preceded by a fixation cross for 250 ms, followed by a 25 ms blank screen, followed by the two letters. Once a participant made their response to a letter pair the next fixation cross and subsequent letter pair was presented immediately.

*Working memory task.*



Each of the seven working memory conditions involved the presentation of six to-be-remembered words, and a processing interval of 18 seconds duration. The to-be-remembered words were presented visually in 72 point Arial font for a duration of 750 ms, followed by a blank screen for 250 ms. Words were drawn from a pool of 60 two-syllable words (e.g., *extent*, *vision*, *closer*, *answer*, *purpose*, *respect*) that were of relatively low concreteness and imageability values as determined by the MRC Psycholinguistic Database (Coltheart, 1981) ( $M = 331$ ,  $SD = 47$  for concreteness,  $M = 372$ ,  $SD = 53$  for imageability). Each condition consisted of 10 trials, so that each word was presented once in every condition, although the ordering of words within lists was varied systematically across conditions.

The processing block was identical in form to the baseline processing task described above, with the exception that the participant made as many responses as were required to make this section of the trial last 18 seconds. The seven task conditions were formed by the systematic ‘shifting’ of this processing episode relative to the six storage items (see Figure 1).

In all conditions participants were instructed to recall items verbally in correct serial order in response to the appearance of a question mark at the end of each trial. They were allowed to omit responses if they wished. Recall performance was scored in terms of the percentage of items recalled at each serial position within the presented list. The order of presentation of conditions was counterbalanced using a Latin square design.

## Results

*Baseline processing performance*

Reaction times, for correct responses only, and levels of accuracy for the two groups' performance on the baseline processing tasks are given in Table 1.

Analysis of variance of these data showed a trend towards a significant effect of group on correct reaction times,  $F(1, 40) = 3.33, p = .08, MSE = 269596, \eta_p^2 = .08$ , that was qualified by a significant group by time-point interaction,  $F(1, 40) = 14.35, p < .01, MSE = 78403, \eta_p^2 = .26$ . The latter reflected significant longer reaction times among the visuo-spatial processing group than among the verbal processing group at the initial assessment,  $F(1, 40) = 6.90, p = .01, MSE = 292584, \eta_p^2 = .15$ , coupled with no significant difference between groups at the final assessment,  $F < 1$ . The corresponding analysis of accuracy revealed a non-significant main effect of group and a non-significant interaction with time-point, both  $F_s < 1$ .

*Working memory performance*

A preliminary analysis of the average reaction time and accuracy for processing responses made by each group during the working memory task (averaged across conditions, see Table 1), showed no evidence of a significant difference in processing difficulty, both  $F_s < 1$ .

Recall performance on the 7 working memory conditions is plotted by group in Figure 2.<sup>1</sup> An omnibus analysis of variance with the factors of group, condition, and serial position revealed a significant three-way interaction,  $F(30, 1200) = 2.07, p < .01, MSE = 270.02, \eta_p^2 = .05$ , reflecting differential group by serial position interactions across conditions. These group by serial position interactions are shown in Table 2, which also presents main effects of group for each condition.

Table 2 shows that the main effect of group was significant for the 4P2 condition only, due to poorer overall recall among individuals in the verbal processing group than among those in the visuo-spatial processing group. The group by position interaction was significant for the 2P4, 3P3, and 4P2 conditions, and these interactions were explored further by dividing each condition in two around the position of processing. For the first two items in the 2P4 condition there was a trend for poorer performance in the verbal processing group than in the visuo-spatial processing group,  $F(1, 40) = 3.29, p = .08, MSE = 588.15, \eta_p^2 = .08$ ; the two groups did not differ significantly in their performance on the final 4 items of the condition,  $F(1, 40) = 1.19, p = .28, MSE = 482.13, \eta_p^2 = .03$ . The verbal processing group showed significantly poorer recall than their counterparts for the first 3 items of the 3P3 condition,  $F(1, 40) = 5.68, p = .02, MSE = 648.78, \eta_p^2 = .12$ , but the two groups did not differ significantly on the final 3 items of this condition,  $F(1, 40) = 1.49, p = .23, MSE = 327.33, \eta_p^2 = .04$ . Similarly, this group difference was observed on the first 4 items of the 4P2 condition,  $F(1, 40) = 9.42, p < .01, MSE = 523.32, \eta_p^2 = .19$ , but not on the final two items of this condition,  $F < 1$ .

A final analysis examined the extent to which temporal distinctiveness effects operated to constrain performance by comparing the recall for the item in serial position 1 across a series of conditions. Excluding the 0P6 condition, the first item in each list was always presented at the same temporal distance from the point of recall but the degree of temporal isolation of this item varied across condition, being maximally distinct in the 1P5 condition (see Figure 1). Figure 3 plots performance by group for the first serial position in these conditions. An analysis of variance was conducted on these data with the factors of group and condition, the latter being examined in terms of its linear and

quadratic trends. A significant group by condition interaction was observed for the quadratic trend of condition,  $F(1, 40) = 4.98, p = .03, MSE = 225.53, \eta_p^2 = .11$ . Among individuals in the verbal processing group the effect of condition was significantly linear,  $F(1, 20) = 13.16, p < .01, MSE = 465.31, \eta_p^2 = .40$ , but not quadratic,  $F(1, 20) = 0.61, p = .44, MSE = 223.49, \eta_p^2 = .03$ . Among individuals in the visuo-spatial processing group the linear effect of condition was significant,  $F(1, 20) = 6.04, p = .02, MSE = 505.84, \eta_p^2 = .23$ , but was smaller than the quadratic effect,  $F(1, 20) = 15.32, p < .01, MSE = 227.57, \eta_p^2 = .43$ . As Figure 3 shows, recall of the first serial position remained high among individuals in the visuo-spatial processing group for conditions 1P5 to 4P2, and only dropped in conditions 5P1 and 6P0.

### Discussion

The aim of this study was to vary the nature and the position of processing within a working memory task in order to better understand why the imposition of processing demands in working memory paradigms leads to forgetting, and in particular to determine the situations in which processing might prevent items within a working memory paradigm being held in primary memory.

A first point to note is that the two types of processing given to the separate participant groups were controlled in two important ways. First, the processing manipulation was such that participants performed different operations on exactly the same materials. Second, the data from both the baseline processing tasks and the processing performance of individuals within the working memory task showed no evidence that verbal processing was more demanding than visuo-spatial processing.

Another point to emphasise is that these two groups showed extremely similar levels of recall on the OP6 condition. In this condition processing operations were presented prior to all of the storage items so that the recall demands were similar to those of a simple word span task. The fact that the two groups showed comparable levels of recall on this condition (see Table 2 and Figure 2) confirms that they were well matched for immediate serial recall performance.

These two aspects of the data therefore cast the evidence of group differences on the other working memory conditions into clearer light. In essence, Figure 2 shows that verbal processing had a greater effect on items that preceded it than did visuo-spatial processing, despite the fact that verbal processing was no more difficult than visuo-spatial processing. Significant differences between the groups were not seen on the 1P5 condition, but presumably this reflects the fact that processing could only exert retroactive interference on one item. In the 2P4, 3P3, and 4P2 conditions there were significant interactions between group and position as verbal processing led to impaired recall of items that preceded it, relative to visuo-spatial processing. As Figure 2 shows, on these conditions interference was solely retroactive. It also clearly extended across all of the items that had preceded it, rather than being an effect confined to the most recently presented item.

These findings are problematic for a version of the TBRS model that assumes that forgetting in working memory is driven entirely by cognitive load. This would predict at least as much forgetting due to the imposition of visuo-spatial processing, given that this was at least as difficult as verbal processing and the fact that processing operations in all tasks were presented at the same rate. They are instead consistent with the most recent

instantiation of this account (Camos Langer, & Barrouillet, 2009) which suggests that the nature of processing can have an impact on working memory performance over and beyond any domain-general effects of cognitive load.

The results also pose clear problems for accounts that suggest that forgetting in working memory is *solely* due to interference between processing operations and memoranda (cf. Lewandowsky, Oberauer, & Brown, 2009; Oberauer & Lewandowsky, 2008). The current data count against the Feature Model because interference is not limited to the item immediately preceding verbal processing, which would be the subject of any over-writing according to this theory. The data also show no evidence of proactive interference from processing as would be suggested by the SOB model.

Clearly one could put forward a pure interference account that assumes that processing has an equivalent effect on any items that precede it. However, the problem for such an account is that, in the current data, the overall effect of verbal processing was not systematically related to the number of items that preceded it. As Table 2 shows, the size of the group effect on recall peaked with the 4P2 condition, and was smaller and non-significant in the 5P1 and 6P0 conditions. Indeed, a direct comparison of the size of the group effect on the first four items of the 4P2 condition compared to the average of performance on the first four items of the 5P1 and 6P0 conditions showed that the effect was significantly stronger in the former condition,  $F(1, 40) = 4.49$ ,  $p = .04$ ,  $MSE = 132.77$ ,  $\eta_p^2 = .10$ . This reduction in degree of forgetting cannot easily be explained by an interference account, which would predict a steady increase in the interference effect as the number of items that precede processing increases.

In contrast, this reduction in effect size can readily be explained by a model that assumes that a limited number of storage items can be kept active in primary memory and that verbal processing of the form employed here blocks rehearsal, thereby reducing this functional capacity. Two aspects of the current data suggest that individuals in the visuo-spatial processing group were able to rehearse, and keep active in primary memory, an average of four items. First, a comparison of the serial position curves for this group in the 4P2 and 5P1 conditions shows that individuals' recall of items presented before processing dropped substantially across these two conditions. Second, Figure 3 similarly demonstrates that the recall of the first presented item was not detrimentally affected by the imposition of visuo-spatial processing until five items had to be maintained during the processing interval. The fact that members of the visuo-spatial processing group could maintain four but not five items in primary memory explains why the processing manipulation had less effect in the 5P1 and 6P0 conditions than in the 4P2 condition; in the former two conditions individuals in the visuo-spatial processing group had to maintain a list of items during processing which was beyond their primary memory capacity, therefore reducing the difference seen between them and the verbal processing group. In line with this suggestion, the analysis of first item recall (see Figure 3) showed clear temporal distinctiveness effects among members of the verbal processing group on recall of the first presented item; recall was superior the more temporally distinct this item was. In other words, when maintenance in primary memory is prevented, interference effects are certainly observed, presumably because recall is taking place from secondary memory in this instance.

In sum, the current findings provide further support for the view that working memory tasks often index a mix of primary and secondary memory function, with primary memory capacity being supported by rehearsal which is blocked by verbal processing operations, and with recall from secondary memory being dependent on temporal distinctiveness. However, they extend previous work by showing more clearly the situations in which rehearsal is possible, and by implication, when temporal distinctiveness is not a major determinant of recall. In addition, they provide a means of estimating the functional capacity of primary memory. In this study individuals were able to maintain four storage items during processing, provided that processing did not preclude rehearsal. It might be noted that this value matches Cowan's (2001) estimate of a 3- to 4-item focus of attention, and others have drawn a direct link between the capacity of primary memory and the focus of attention (e.g., Unsworth & Engle, 2007). However, we view this similarity as coincidental, and would not necessarily equate these two concepts. Cowan's estimate is the capacity of attention for items in the absence of rehearsal, whereas we argue that an estimate of primary memory should take into account the additional beneficial effect of rehearsal. The current estimate of primary memory capacity is likely to be relatively low because of the length of the to-be-remembered items used here (2 syllable words, cf. Tan & Ward, 2008). Nevertheless, future work could usefully employ our procedures to determine the relationship between the capacity of primary memory when rehearsal is allowed and the capacity of any focus of attention when rehearsal is prevented.



## References

- Baddeley, A. D. (1986). *Working memory*. Oxford: Oxford University Press.
- Baddeley, A. D., & Hitch, G. J. (1974). Working memory. In G. Bower (Ed.), *The psychology of learning and motivation* (pp. 47-89). New York: Academic Press.
- Barrouillet, P., Bernardin, S., Portrat, S., Vergauwe, E., & Camos, V. (2007). Time and cognitive load in working memory. *Journal of Experimental Psychology: Learning, Memory, and Cognition*, *33*, 570-585.  
doi:10.1037/0278-7393.33.3.570
- Brown, G. D. A., Neath, I., & Chater, N. (2007). A temporal ratio model of memory. *Psychological Review*, *114*, 539-576.  
doi:10.1037/0033-295X.114.3.539
- Camos, V., Lagner, P., & Barrouillet, P. (2009). Two maintenance mechanisms of verbal information in working memory. *Journal of Memory and Language*, *61*, 457-469.  
doi:10.1016/j.jml.2009.06.002
- Coltheart, M. (1981), The MRC Psycholinguistic Database. *The Quarterly Journal of Experimental Psychology*, *33A*, 497-505  
doi:10.1080/14640748108400805
- Cowan, N. (2001). The magical number 4 in short-term memory: A reconsideration of mental storage capacity. *Behavioral and Brain Sciences*, *24*, 87-114.  
doi:10.1017/S0140525X01003922
- Crowder, R. G (1976). *Principles of learning and memory*. Hillsdale, NJ: Erlbaum.
- Farrell, S., & Lewandowsky, S. (2002). An endogenous distributed model of ordering in serial recall. *Psychonomic Bulletin and Review*, *9*, 59-79.

- Lewandowsky, S., Oberauer, K., & Brown, G. D. A. (2009). No temporal decay in verbal short-term memory. *Trends in Cognitive Sciences, 13*, 120-126.  
doi:10.1016/j.tics.2008.12.003
- Nairne, J. (1990). A feature model of immediate memory. *Memory and Cognition, 18*, 251-269.
- Oberauer, K., & Lewandowsky, S. (2008). Forgetting in immediate serial recall: Decay, temporal distinctiveness, or interference. *Psychological Review, 115*, 544-576.  
doi:10.1037/0033-295X.115.3.544
- Tan, L., & Ward, G. (2008). Rehearsal in immediate serial recall. *Psychonomic Bulletin and Review, 15*, 535-542.  
doi:10.3758/PBR.15.3.535
- Unsworth, N., & Engle, R. W. (2007). The nature of individual differences in working memory capacity: Active maintenance in primary memory and controlled search in secondary memory. *Psychological Review, 114*, 104-132.  
doi:10.1037/0033-295X.114.1.104
- Unsworth, N., Heitz, R. P., & Parks, N. A. (2008). The importance of temporal distinctiveness for forgetting over the short term. *Psychological Science, 19*, 1078-1081.  
doi:10.1111/j.1467-9280.2008.02203.x
- Vergauwe, E., Barrouillet, P., & Camos, V. (in press). Do mental processes share a domain-general resource? *Psychological Science*.  
doi:10.1177/0956797610361340
- Waugh, N. C., & Norman, D. A. (1965). Primary memory. *Psychological Review, 72*, 89-

104.

doi:10.1037/h0021797

Author Note

This work was supported by a grant from the Economic and Social Research Council of the UK to the first and third authors (RES-062-23-1048).

Footnote

<sup>1</sup> Across all trials and participants, 61% of errors were omission errors, 23% were transposition errors, and 16% were intrusions.

Table 1

*Reaction times (for correct responses only) and accuracy for baseline processing tasks and for processing within the working memory task (averaged across conditions)*

Task	Processing group	Reaction times (ms)		Accuracy (% correct)	
		<i>M</i>	<i>SD</i>	<i>M</i>	<i>SD</i>
Initial baseline	Verbal	1416	493	95.87	5.76
	Visuo-spatial	1855	585	96.67	4.22
Working memory	Verbal	1164	347	94.70	3.33
	Visuo-spatial	1122	225	95.31	3.48
Final baseline	Verbal	957	267	96.35	3.64
	Visuo-spatial	932	199	97.62	3.96

Table 2

*Summary of main effect of group and group by position interaction from analysis of each working memory condition*

Condition	Main effect of group			Group by position interaction		
	$F(1, 40)$	$p$	$\eta_p^2$	$F(5, 200)$	$p$	$\eta_p^2$
0P6	0.10	.75	<.01	0.05	.99	<.01
1P5	0.30	.59	<.01	0.82	.54	.02
2P4	0.01	.93	<.01	3.35	<.01	.08
3P3	2.31	.14	.06	4.33	<.01	.10
4P2	6.37	.02	.14	5.06	<.01	.11
5P1	2.39	.13	.06	0.73	.60	.02
6P0	2.97	.09	.07	0.32	.90	<.01

## Figure Captions

*Figure 1.* Schematic illustration of the design of the 7 conditions of the working memory task (XPY = X items presented prior to processing, and Y items presented after processing.  $I_x$  = xth to-be-remembered item. Processing interval consists of 18s of either verbal or visuo-spatial decisions on letter pairs, see text).

*Figure 2.* Mean recall performance by both groups on each of the seven working memory conditions. Position of processing shown by the dashed line in each panel. Error bars are +/- 1 *SE* in the mean.

*Figure 3.* Mean first item recall performance by both groups on conditions in which the first item was presented at a constant temporal distance from the signal to recall. Error bars are +/- 1 *SE* in the mean.



*Condition*

0P6	Processing interval	$I_1$	$I_2$	$I_3$	$I_4$	$I_5$	$I_6$
-----	---------------------	-------	-------	-------	-------	-------	-------

1P5	$I_1$	Processing interval	$I_2$	$I_3$	$I_4$	$I_5$	$I_6$
-----	-------	---------------------	-------	-------	-------	-------	-------

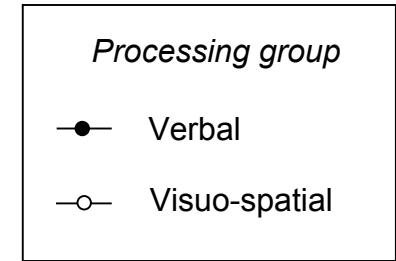
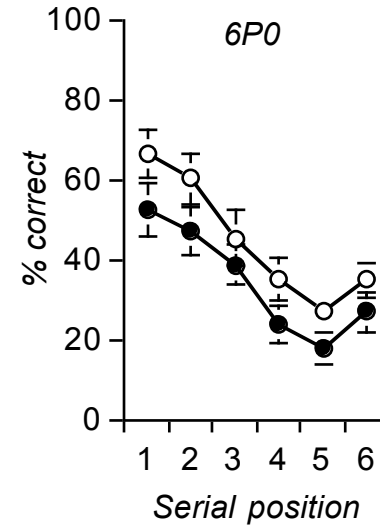
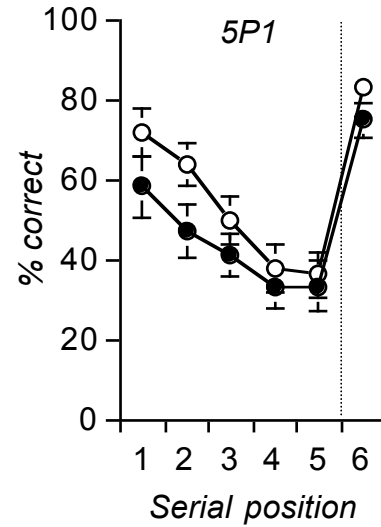
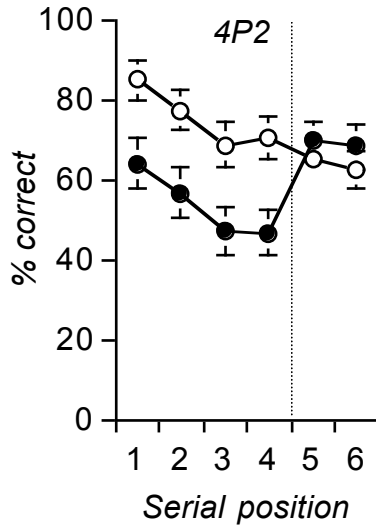
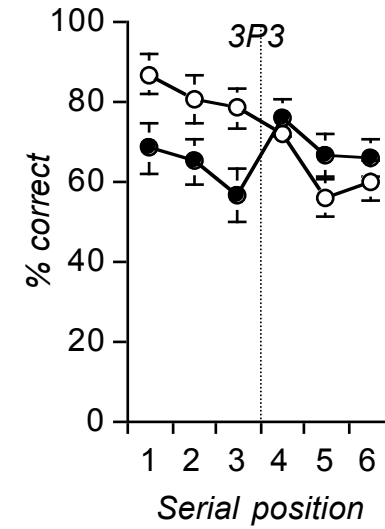
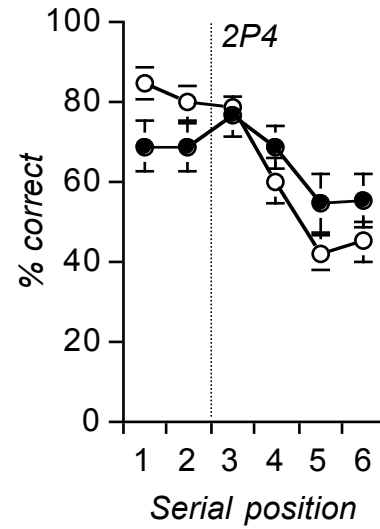
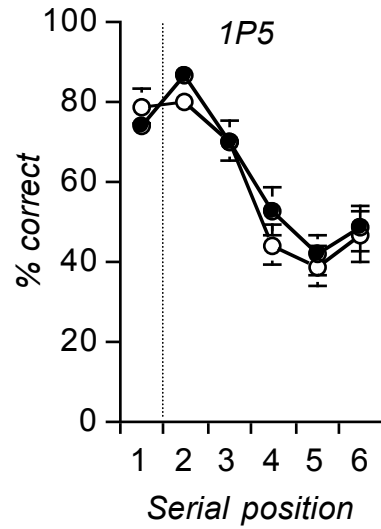
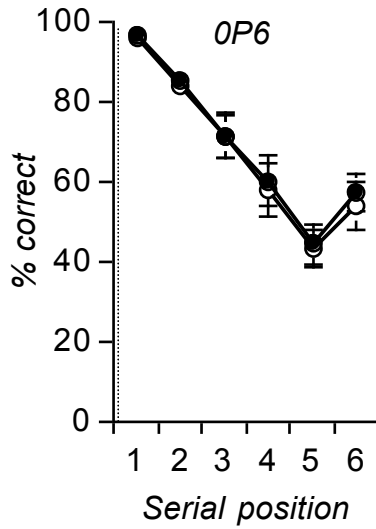
2P4	$I_1$	$I_2$	Processing interval	$I_3$	$I_4$	$I_5$	$I_6$
-----	-------	-------	---------------------	-------	-------	-------	-------

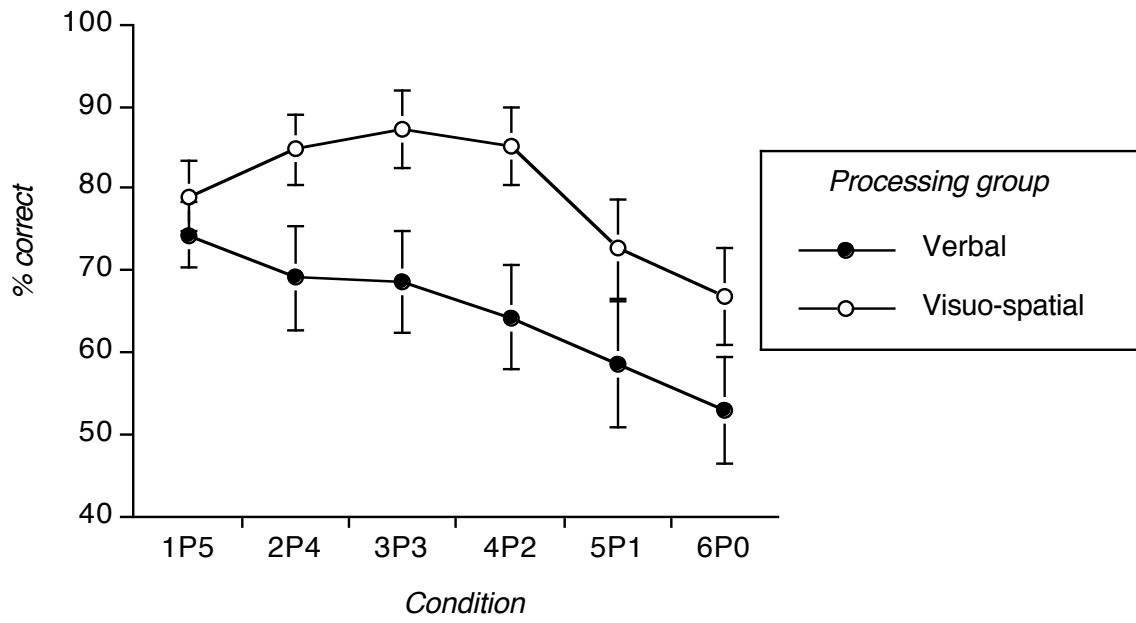
3P3	$I_1$	$I_2$	$I_3$	Processing interval	$I_4$	$I_5$	$I_6$
-----	-------	-------	-------	---------------------	-------	-------	-------

4P2	$I_1$	$I_2$	$I_3$	$I_4$	Processing interval	$I_5$	$I_6$
-----	-------	-------	-------	-------	---------------------	-------	-------

5P1	$I_1$	$I_2$	$I_3$	$I_4$	$I_5$	Processing interval	$I_6$
-----	-------	-------	-------	-------	-------	---------------------	-------

6P0	$I_1$	$I_2$	$I_3$	$I_4$	$I_5$	$I_6$	Processing interval
-----	-------	-------	-------	-------	-------	-------	---------------------





*Condition*

0P6	Processing interval	$I_1$	$I_2$	$I_3$	$I_4$	$I_5$	$I_6$
-----	---------------------	-------	-------	-------	-------	-------	-------

1P5	$I_1$	Processing interval	$I_2$	$I_3$	$I_4$	$I_5$	$I_6$
-----	-------	---------------------	-------	-------	-------	-------	-------

2P4	$I_1$	$I_2$	Processing interval	$I_3$	$I_4$	$I_5$	$I_6$
-----	-------	-------	---------------------	-------	-------	-------	-------

3P3	$I_1$	$I_2$	$I_3$	Processing interval	$I_4$	$I_5$	$I_6$
-----	-------	-------	-------	---------------------	-------	-------	-------

4P2	$I_1$	$I_2$	$I_3$	$I_4$	Processing interval	$I_5$	$I_6$
-----	-------	-------	-------	-------	---------------------	-------	-------

5P1	$I_1$	$I_2$	$I_3$	$I_4$	$I_5$	Processing interval	$I_6$
-----	-------	-------	-------	-------	-------	---------------------	-------

6P0	$I_1$	$I_2$	$I_3$	$I_4$	$I_5$	$I_6$	Processing interval
-----	-------	-------	-------	-------	-------	-------	---------------------

