



THE UNIVERSITY *of* EDINBURGH

Edinburgh Research Explorer

Assessing incomplete neutralization of final devoicing in German

Citation for published version:

Röttger, T., Winter, B., Grawunder, S., Kirby, J & Grice, M 2014, 'Assessing incomplete neutralization of final devoicing in German' *Journal of Phonetics*, vol. 43, pp. 11-25. DOI: 10.1016/j.wocn.2014.01.002

Digital Object Identifier (DOI):

[10.1016/j.wocn.2014.01.002](https://doi.org/10.1016/j.wocn.2014.01.002)

Link:

[Link to publication record in Edinburgh Research Explorer](#)

Document Version:

Peer reviewed version

Published In:

Journal of Phonetics

Publisher Rights Statement:

© Röttger, T., Winter, B., Grawunder, S., Kirby, J., & Grice, M. (2014). Assessing incomplete neutralization of final devoicing in German. *Journal of Phonetics*, 43, 11-25. 10.1016/j.wocn.2014.01.002

General rights

Copyright for the publications made accessible via the Edinburgh Research Explorer is retained by the author(s) and / or other copyright owners and it is a condition of accessing these publications that users recognise and abide by the legal requirements associated with these rights.

Take down policy

The University of Edinburgh has made every reasonable effort to ensure that Edinburgh Research Explorer content complies with UK legislation. If you believe that the public display of this file breaches copyright please contact openaccess@ed.ac.uk providing details, and we will remove access to the work immediately and investigate your claim.



1
2 **Assessing incomplete neutralization of final devoicing in German**

3 Röttger, T. B.¹, Winter, B.², Grawunder, S.³, Kirby, J.⁴ & Grice, M.¹

4
5
6
7 ¹ IfL Phonetik, University of Cologne, Herbert-Levin-Str. 6, D-50931 Köln, Germany

8
9 ² Department of Cognitive and Information Sciences, University of California, Merced,
10 5200 North Lake Rd., Merced, CA 95343, USA

11
12 ³ Department of Linguistics, Max Planck Institute for Evolutionary Anthropology,
13 Deutscher Platz 6 D-04103 Leipzig, Germany

14
15 ⁴ School of Philosophy, Psychology, and Language Sciences, University of Edinburgh,
16 Charles Street, Edinburgh, EH8 9AD, Scotland (U.K.)
17
18
19
20
21
22
23
24
25
26
27
28
29
30
31
32
33
34
35
36
37
38
39
40
41
42
43
44
45
46
47
48

49 Manuscript correspondence:

50
51 Timo B. Röttger

52 timo.roettger@uni-koeln.de

53
54 Tel.: +49 (0)221/4707047

55
56 Fax: +49 (0)221/470-5938

57
58 Herbert-Levin-Str. 6, D-50931 Köln, Germany
59
60
61
62
63
64
65

Abstract

1
2 It has been claimed that the long established neutralization of the voicing
3 distinction in domain final position in German is phonetically incomplete.
4 However, various studies leading to this claim have been criticized in terms
5 of their methodology. In three production experiments and one perception
6 experiment we address these methodological criticisms.
7
8
9

10
11 In the first production study, we address the role of orthography. In a
12 large scale auditory task using pseudowords, we confirm that neutralization
13 is indeed incomplete and suggest that previous null results may simply be
14 due to lack of statistical power. In two follow-up production studies
15 (experiments 2 and 3), we rule out a potential confound of experiment 1,
16 namely that the effect might be due to accommodation to the presented
17 auditory stimuli. Here we bias the auditory stimuli against the phenomenon
18 by manipulating the duration of the preceding vowel. While experiment 2
19 replicated our findings, experiment 3 failed to replicate incomplete
20 neutralization statistically, even though we found numerical tendencies into
21 the expected direction. Finally, in a perception study (experiment 4), we
22 demonstrate that the subphonemic differences between final voiceless and
23 “devoiced” stops are audible, but only barely so. Even though the present
24 findings provide evidence for incomplete neutralization, the small effect
25 sizes obtained further highlight the limits of investigating incomplete
26 neutralization emphasizing the limited importance of this phenomenon for
27 everyday speech communication. We argue that without postulating
28 functional relevance, incomplete neutralization can be accounted for by
29 recent models of lexical organization and is compatible with formal
30 phonological models that entertain unpronounced projection relations.
31
32
33
34
35
36
37
38
39
40
41
42
43
44
45
46
47
48

49 **Keywords:** German; final devoicing; incomplete neutralization; obstruent
50 voicing;
51
52
53
54
55
56
57
58
59
60
61
62
63
64
65

1. Introduction

Many languages such as Catalan, Dutch, German, Polish, Russian, and Turkish contrast voiced obstruents intervocalically but neutralize the contrast syllable or word finally in favor of voiceless obstruents. This asymmetrical distribution is commonly described in terms of final devoicing, a process that is sometimes viewed as purely phonological, and therefore as a discrete computation. Final devoicing in German¹ has been called the “universally recognized archetype of phonological neutralization” (Fourakis & Iverson, 1984: 141), and it has been described as a “classic example of a phonological rule” (Wiese, 1996: 204). In terms of generative phonology, this neutralization has been formalized in the following way:

$$(1) \quad [+son] \rightarrow [-voiced] / _ \# \quad (\text{Vennemann 1968: 179})$$

In traditional formal theories of phonology, *Rad* (‘wheel’) and *Rat* (‘advice; council’) are thought to differ in their “underlying” lexical representation. Rules or constraints cause the voiced stop to become indistinguishable from the corresponding voiceless stop on the surface. In other words, neutralization of the final voicing distinction is assumed to be phonetically complete, such that the resulting two segments are surfacing as homophonous. However, numerous researchers have argued that German, in fact, shows *incomplete* neutralization. These studies suggest that words such as *Rad* and *Rat* are characterized by small acoustic and articulatory differences (Charles-Luce, 1985; Dinnsen, 1985; Dinnsen & Garcia-Zamor, 1971; Fuchs, 2005; Greisbach, 2001; Mitleb, 1981; O’Dell & Port, 1983; Port & Crawford, 1989; Port, Mitleb, & O’Dell, 1981; Port & O’Dell, 1985; Piroth, & Janker, 2004). Further evidence also suggests that listeners can distinguish “devoiced”² stops from voiceless ones with above-chance accuracy (Kleber, John, & Harrington, 2010; Port & Crawford, 1989; Port & O’Dell, 1985).

The results obtained in the above mentioned experiments are difficult to reconcile with traditional linguistic descriptions of German, ranging from classic works such as Jespersen (1913) and Trubetzkoy (1939), to modern descriptions such as Zifonun et al. (1997) and Wiese (1996). These phonological accounts assume abstract phonological categories and thus lack gradient phonetic information. Accounts based on this view have problems incorporating

¹ Kohler (1984) argues that German voiced and voiceless stops are better characterized as fortis and lenis. To remain consistent with the terminology adopted in the incomplete neutralization debate, we retain the terms “voiced”, “voiceless” and “final devoicing”.

² We refer to the segment in words such as *Rad* as “devoiced”. This term is theoretically loaded because it assumes the presence of an underlying voiced segment. However, for this paper, we merely use the term as shorthand to refer to a segment which corresponds to an intervocalic voiced segment within the same morphological paradigm, e.g., *Räder* [d] vs. *Rad* [t], without necessarily invoking a phonological process of devoicing.

1 intermediate categories as the purported “semi-voiced” final obstruents. Most early formal
2 attempts to incorporate incomplete neutralization (e.g., Charles-Luce, 1985; Port & O’Dell,
3 1985) have led to a proliferation of post-hoc repairs (such as the “phonetic implementation
4 rules” of e.g., Dinnsen & Charles-Luce 1984) which led Port & Crawford (1989: 257) to state
5 that incomplete neutralization poses “a threat to phonological theory” (see also Port & Leary,
6 2005).

7
8
9
10
11 Irrespective of its phonological implementation, the predominant response to incomplete
12 neutralization studies has been skepticism. The numerically small effect sizes have raised
13 serious methodological concerns (Kohler, 2007; Manaster-Ramer, 1996). Fuchs (2005: 25)
14 points out that the debate surrounding incomplete neutralization has become increasingly a
15 debate about methodology rather than the phenomenon per se.

16
17
18
19
20 Since some early studies found no evidence for incomplete neutralization (Fourakis &
21 Iverson, 1984; Jassem & Richter, 1989), the debate has been taken to be settled (e.g., Kohler,
22 2007, 2012). Others, however, continue to collect evidence (e.g., Piroth & Janker, 2004), and
23 yet others conduct follow up studies (e.g., Kleber, John, & Harrington, 2010). Moreover,
24 research is being carried out on both incomplete neutralization of final devoicing in other
25 languages (e.g., in Dutch (e.g., Warner, Jongman, Sereno, & Kemps, 2004), Catalan (e.g.,
26 Charles-Luce & Dinnsen, 1987), Polish (e.g., Slowiaczek & Dinnsen, 1985), and Russian
27 (e.g., Dmitrieva, Jongman, & Sereno, 2010; Kharlamov, 2012)) and incomplete neutralization
28 of other processes (Bishop, 2007; Braver & Kawahara, ms; de Jong, 2011; Dinnsen, 1985;
29 Gerfen, 2002; Gerfen & Hall, 2001; Simonet et al., 2008). Thus, the debate surrounding
30 incomplete neutralization is still very much ongoing. Our first and foremost aim is to provide
31 methodologically sound evidence that will place the debate surrounding incomplete
32 neutralization on a firmer footing. To do this we address the methodological and conceptual
33 concerns raised against previous studies. Our second aim is to (re-)evaluate the potential
34 consequences of incomplete neutralization for linguistic theory.

35
36
37
38
39 In section 2, we summarize previous empirical findings as well as their critiques, with a
40 particular focus on Fourakis & Iverson (1984) and Jassem & Richter (1989). In section 3, 4,
41 and 5 we discuss the results of three production experiments that were inspired by Fourakis &
42 Iverson’s study. Section 6 presents the results of a perception experiment. In section 7, we
43 discuss implications of this work for an assessment of the status of incomplete neutralization
44 in German, as well as implications for the relationship between phonetics and phonology.

2. Methodological debate and the problem of “proving the null”

Across different studies, numerous phonetic properties have been found to distinguish voiceless from devoiced stops in final position. These include the duration of the preceding vowel, the closure duration, the duration of the “voicing-into-the-closure”, as well as the burst and aspiration durations. Across different studies and across languages the duration of the preceding vowel has been shown to be the most reliable correlate of “voicing” in syllable final position. Thus in the present study we shall focus on this acoustic parameter.

The direction of the vowel duration difference mirrors the durational difference in the intervocalic context, i.e., vowels tend to be longer before final devoiced stops than before final voiceless stops. Numerically, the differences in vowel duration are minute. For example, Port and Crawford (1989) report a difference of 1.2-6.2 ms between devoiced and voiceless stops in German, whilst Warner and colleagues (2004) report a difference of 3.5 ms in Dutch. The magnitude of the incomplete neutralization effect appears to be dialect- and speaker-dependent (Piroth & Janker, 2004), as well as highly sensitive to the phonetic, semantic, and pragmatic context (Charles-Luce, 1985, 1993; Ernestus & Baayen, 2006; Port & Crawford, 1989; Slowiaczek & Dinnsen, 1985).

As German maintains an orthographic contrast between voiced/devoiced and voiceless stops in all positions, the biggest issue surrounding previous results was the influence of this orthographic representation³. Most of the above-mentioned experiments used stimuli that had to be read out by the participants, inviting the criticism that participants used a form of hypercorrection or spelling pronunciation: As laboratory settings tend to elicit more formal and clear speech, participants might have produced words based on the written language in a way that they would not do in everyday speech.

In Fourakis and Iverson (1984) (henceforth FI), four native speakers were asked to conjugate neutralized verb forms such as *mied* (‘avoid.PST.1+3SG’) when auditorily presented with non-neutralized forms such as *meiden* (‘to avoid’). Both the duration of the preceding vowel and the closure duration were measured. No statistically significant incomplete neutralization effect was obtained. Jassem and Richter (1989) (henceforth JR) conducted a very similar study in Polish in which participants answered questions constructed by the experimenter such that the answer could be expected to consist of a single word. They measured the duration of the preceding vowel, voicing-into-the-closure/frication,

³ There are other concerns with incomplete neutralization studies. These include minimal pair awareness, second language proficiency of experimenter and participants, and stimuli selection. These concerns have been dealt with at length in Fourakis and Iverson (1984), Manaster-Ramer (1996), Kohler (2007), and Winter and Röttger (2011).

1 closure/frication duration, and release duration. Again, four speakers were recorded and no
2 incomplete neutralization effect was found.

3
4 In both cases, it was concluded that the lack of a statistically significant effect supports an
5 orthography-based explanation of incomplete neutralization. Since then, many have cited FI
6 and JR as evidence against incomplete neutralization (e.g., Wiese, 1996; Kohler, 2007;
7 Kohler, 2012). But do these studies, in fact, represent conclusive counter-evidence?
8
9

10 There are several issues surrounding these studies. For example, FI did not use minimal
11 pairs. They compared words such as *mied* and *riet* (advice.PST.1+3SG'). As pointed out by
12 Dinnsen and Charles-Luce (1984) and Port and Crawford (1989), this leaves the potential
13 influence of the syllable onset uncontrolled for. In other words, the measured acoustic
14 differences due to voicing are confounded with durational differences because of the initial
15 consonants, ultimately leading to a reduction of statistical power.
16
17
18
19
20

21 Both studies furthermore take their null results as evidence for the absence of incomplete
22 neutralization. There is a logical problem with “accepting the null”, and most researchers
23 believe that it is not logically sound to accept null hypotheses (e.g., Cohen, 1990; Weitzman,
24 1984), in line with the saying that “absence of evidence is not evidence for absence”. If
25 anything, one can only demonstrate “sufficiently good effort” to disprove the null hypothesis
26 (Frick, 1995). FI and JR only tested four speakers – less than most previous and following
27 investigations of incomplete neutralization that *did* find an effect. Their null results may thus
28 well be due to a lack of statistical power.
29
30
31
32
33
34

35 Another concern related to statistical power is that FI conducted statistical tests within
36 speakers. Thus, for each of the individual tests there were only a few data points. Indeed, an
37 across-speaker re-analysis of the published data by FI conducted by Port and Crawford (1989)
38 did find significant differences consistent with incomplete neutralization. Given the low
39 statistical power (because there were no minimal pairs, a small number of speakers and the
40 fact that subset analyses were conducted), it is possible that both studies committed a Type II
41 error (failing to reject a false null hypothesis). This would not be the first time this has
42 happened with respect to incomplete neutralization. For Dutch final devoicing, Baumann
43 (1995) and Jongman, Sereno, Raaijmakers & Lahiri (1992) failed to find a subphonemic
44 difference, but Warner et al. (2004), with more speakers, did find significant effects.
45
46
47
48
49
50
51
52

53 At a bare minimum, any study that wants to demonstrate “sufficiently good effort” to
54 disprove the null needs to have at least as many subjects and items as previous investigations
55 *in support of* the purported phenomenon. While the studies by FI and JR certainly suggest that
56 effect sizes for incomplete neutralization are small, they do not present *conclusive* counter-
57 evidence against the phenomenon.
58
59
60
61
62
63
64
65

1
2 With regard to the perceptibility of incomplete neutralization, previous studies tested
3 identification accuracies in forced choice tasks. In general, the identification accuracies were
4 reported to be generally lower than in experiments with non-neutralized contrasts (see
5 Brockhaus, 1995: 244; for an overview) and, in some studies, even barely above chance
6 performance (Port & O'Dell, 1985). This leads to the question as to whether incomplete
7 neutralization has any function in speech communication.
8
9

10
11
12 Warner et al. (2004) provided evidence for Dutch that within the context of a forced
13 choice experiment, listeners can use an acoustic cue to discriminate voiced and voiceless
14 stops, even if the cue does not actually occur in non-neutralized positions. This suggests that
15 listeners locate the only possible perceptual cue available in the perception experiment and
16 use this cue for their response decisions even though the cue does not appear in natural
17 productions (see also Broersma, 2005). In other words, the results of perception studies seem
18 to suggest a heavy influence of task demands.
19
20

21
22
23 Moreover, previous studies used auditory stimuli for the perception experiments which
24 come from a small set of speakers (e.g., Port & Crawford, 1989), or even from only a single
25 speaker (Kleber, John, & Harrington, 2010). This, together with many repetitions, gives
26 participants ample opportunity to familiarize themselves with speaker characteristics and this
27 in turn might make it very easy to detect those subtle cues for voicing in a neutralizing context
28 and enhance the likelihood of participants using small and subtle cues that they would not use
29 in listening situations outside of the laboratory.
30
31

32
33
34 So even though there is evidence that listeners are able to exploit small subphonemic cues
35 to distinguish devoiced from voiceless stops in final position, one should be careful about its
36 interpretation. While some see this as genuine evidence for incomplete neutralization as a
37 perceptual phenomenon with potential real-world relevance, some are more inclined to view it
38 as the result of task demands (e.g., Slowiascek & Szymanska, 1989; Warner et al., 2004).
39 Brockhaus (1995: 244), among many others, points out that it is not clear whether the
40 perceptual difference between syllable-final devoiced and voiceless obstruents is actually
41 “salient enough to be relied upon in normal communication”. Although it is not known how
42 accurate a contrast needs to be perceived in order to play a role outside the laboratory (Xu,
43 2010: 334), the low accuracy scores and large variability suggest that incomplete
44 neutralization does not have a functional relevance in everyday communicative situations.
45
46
47
48
49
50
51
52
53
54
55
56
57

58
59 To sum up, previous studies reporting on incomplete neutralization have been criticized in
60 terms of methodology. However, studies that failed to find incomplete neutralization effects
61
62
63
64
65

1 are themselves subject to methodological criticism, especially since failure to find an effect
2 cannot be taken as evidence for the absence of the effect. The present study aims to
3 circumvent those concerns as follows:
4
5
6
7

8 *The present study*

9
10 Our production studies are inspired by Fourakis and Iverson (1984)'s study of German final
11 devoicing, but employ a design that has increased statistical power (more speakers, more
12 items). We also address the concern that incomplete neutralization is potentially a result of an
13 orthographically induced contrast. It is known that speakers automatically activate
14 orthographic representations even in completely auditory tasks (Perre, Midgley, & Ziegler,
15 2009; Seidenberg & Tanenhaus, 1979; Ziegler & Ferrand, 1998). Given that FI and JR used
16 real word stimuli, literate speakers inevitably know their written forms. Thus, the effect found
17 in Port and Crawford's (1989) re-analysis of FI could be due to automatic activation of
18 orthographic representations. In our follow-up study on FI, we used pseudowords, such as
19 *Gobe* or *Gope*, instead of real words. In this study subjects are presented with a plural form in
20 which the target consonant is intervocalic (/go:be/), and were instructed to produce the
21 singular form (/go:p/) in which the target consonant is word final. Pseudowords, which
22 effectively have a frequency of 0, presumably lack existing orthographic representations.
23 While it is still possible that participants think of our auditorily presented pseudowords in
24 terms of orthography (for example, they might think of how they would spell a given
25 pseudoword in order to produce its related singular form), the design minimizes the role of
26 orthography *relative to other studies on incomplete neutralization*, in particular relative to FI.
27 To the extent that orthography impacts the realization of incomplete neutralization, this
28 should make the effect less likely to emerge.
29
30
31
32
33
34
35
36
37
38
39
40
41
42
43

44 This design, however, potentially introduces another confound: accommodation to the
45 auditory stimuli. Participants might merely imitate the acoustics of the stimulus they hear, i.e.
46 the plural form (for an overview of the speech accommodation literature, see Babel, 2009). To
47 address this issue we replicated our findings in two additional experiments, eliminating this
48 potential confound. Moreover, given the small effect sizes, the functional relevance of
49 incomplete neutralization for speech communication is at least questionable. To evaluate the
50 perceptibility of incomplete neutralization in a more economically valid design, we replicated
51 earlier perception studies utilizing a number of different voices.
52
53
54
55
56
57

58 If we were able to show that speakers consistently fail to fully neutralize the voicing
59 contrast in final position and listener are able to distinguish between these realizations (i.e.
60
61
62
63
64
65

1 those that match an intervocalic voiced consonant and those that match an intervocalic
2 voiceless consonant), then the incompleteness of the neutralization warrants explanation.
3 Even if it arguably has no functional utility for communication, we, nevertheless, have to
4 account for such an effect. It might turn out that incomplete neutralization does not inform us
5 about abstract phonological representations but more about the way phonological forms are
6 stored or accessed by the speaker-hearer.
7
8
9

10 11 12 **3. Production Experiment 1**

13 **3.1 Methodology**

14 *3.1.1 Participants*

15
16 16 native speakers of German participated in the experiment (mean age: 25 years; nine
17 women), all undergraduates or PhD students in the humanities that were living in Cologne or
18 in the area surrounding Cologne. Most of them grew up in this area and all participants
19 claimed to speak non-dialectal Standard German. No participant had heard of incomplete
20 neutralization before the debriefing at the end of the experiment.
21
22
23
24
25
26
27

28 *3.1.2 Experimental procedure*

29
30 The recording session was managed by a native speaker (the first author) and conducted
31 entirely in German. Participants were seated in a well-illuminated sound-treated booth in front
32 of a computer screen. They were given written instructions that stated that the experiment
33 investigates German plural formation. None of the participants reported noticing the
34 consistent difference in final devoicing in the post-experimental interview. This addresses
35 previous concerns surrounding the idea that incomplete neutralization effects might be
36 artificially enhanced because of hyperarticulation due to participants noticing the final voicing
37 alternation (see discussion in Winter & Röttger, 2011). After the written instructions, the
38 remaining procedure was conducted auditorily. In each trial, participants first heard a stimulus
39 sentence such as (2) via headphones and then produced a corresponding sentence such as (3).
40
41
42
43
44
45
46
47
48
49
50
51
52
53
54
55
56
57
58
59
60
61
62
63
64
65

1
2
3
4
5
6
7
8
9
(2) Plural stimulus

Aus Dortmund kamen die Drude.
From Dortmund come.3PL.PST DET.1SG.M.NOM NONCE-PL
'From Dortmund came the NONCE-PL.'

10
11
12
13
14
15
16
17
18
19
(3) Singular response

Ein **Drud** wollte nicht mehr.
DET.1SG.M.NOM NONCE-SG want.3SG.PST NEG longer
'One NONCE-SG refused to continue.'

20
21
22
23
24
25
26
27
28
The experiment was run using Superlab 2.04 (Abboud, 1991). At the beginning of each trial, a cross appeared in the center of the screen (+) and participants heard the plural sentence through head phones. After an inter-stimulus-interval of 500ms three question marks (???) appeared on the screen. Participants were now asked to produce the corresponding singular sentence. The experiment was self-paced and there were no time constraints.

29
30
31
32
33
34
35
36
37
38
39
40
41
42
43
44
Before the actual experiment, participants listened to eight demonstration stimuli, each of which was a plural sentence followed by a singular response. None of these demonstration items were potential critical items, and none included a voiced/voiceless stop distinction. This was done so as not to bias our participants' responses with respect to incomplete neutralization. After the demonstration, participants performed eight practice trials where they had to produce the response sentences themselves. The actual experiment was divided into four blocks. After each block, there was an obligatory break of at least ten seconds. On average, the entire experiment (including instruction and debriefing) took about 30 minutes.

45
46
47
48
49
3.1.3 Stimuli

The experimental items consisted of 24 pseudoword pairs such as (4-6) (see Appendix A):

- 50
51
52
53
54
55
56
(4) Wiebe [vi:bə] vs. Wiepe [vi:p^hə]
(5) Gaude [gaʊdə] vs. Gaute [gaʊt^hə]
(6) Gage [ga:gə] vs. Gake [ga:k^hə]

57
58
59
60
61
62
63
64
65
All pseudowords were trochaic and complied with German phonotactic rules. There were eight bilabial, seven alveolar and nine velar stimuli pairs, each containing one of the vowels /a:, o:, u:, i:, aʊ/. Each experimental item was introduced as a masculine noun inflected for

1 plural. Plural inflection was indicated through the regular plural marker for masculine nouns
2 (/ə/), the plural determiner /di:/, and number agreement on the verb. The German plural
3 system exhibits many irregularities, and we chose the particular plural form used in this study
4 because it is the most likely plural of monosyllabic masculine nouns (e.g., *Arm/Arme*
5 ‘arm/arms’ and *Stift/Stifte* ‘pen/pens’). We explicitly did not choose the commonly occurring
6 plural ending *-en* because speakers are more insecure as to which singular form corresponds
7 to pseudowords ending in *-en*, and because this marker often involves schwa deletion and a
8 nasal release, which might in turn lead to an additional lengthening of the preceding vowel.
9

10
11
12
13
14 As German plural formation is very complex, we wanted to norm our stimuli with respect
15 to their morphology. A list was given with the intended singular forms of the stimuli to a
16 group of five participants who were asked to provide the respective plural forms. Indeed, the
17 schwa-plural (/ə/) was the most frequent response pattern (84% of all responses). However,
18 as expected, some nonsense words were more consistently formed with this morpheme than
19 others. To what extent a stimulus was identified as schwa-plural or not will be included into
20 the analyses presented below.
21
22
23
24
25

26
27 To further alleviate the concern of hyperarticulation due to minimal pair awareness, there
28 were 96 fillers (2/3 of the total stimulus set), 70% of which contained an umlaut vowel. These
29 fillers introduce an additional choice that participants have to make, as plural forms with
30 umlaut vowels sometimes do and sometimes do not require a vowel change (e.g., *Turm* >
31 *Türme*; *Bär* > *Bären*). This makes the filler items more salient and defers attention away from
32 the critical stimuli. Forty different city names were embedded in the carrier phrase
33 (randomized over stimuli pairs) to introduce an additional distracting element. The rest of the
34 carrier phrase was kept constant. We avoided repetition of items to further decrease the
35 salience of the relevant minimal pairs. The 144 stimuli and the 16 demonstration and practice
36 items were spoken by a male native speaker of German (second author) and recorded in a
37 sound-treated booth with an AKG C420 III microphone. All stimuli were randomized and
38 divided into four blocks. Members of a stimuli pair were always within different blocks. At
39 the beginning of the experiment, each participant was randomly assigned to one of eight block
40 orders.
41
42
43
44
45
46
47
48
49
50
51

52 53 *3.1.4 Acoustic analysis of stimuli*

54 We performed an acoustic analysis of the plural stimuli that were presented to participants.
55 Using Praat 5.2 (Boersma & Weenink, 2009), we analyzed the duration of the vowel
56 preceding the critical stop, the closure duration, the duration of the following vowel, the burst
57 duration, the voice onset time, and the median intensity of the burst. In addition, we analyzed
58
59
60
61
62
63
64
65

1 the mean fundamental frequency (f_0), as well as the f_0 in the first quintile of the vowel
2 following the stop release (f_0 is known to be higher after voiceless/fortis stops, Kohler, 1984).

3
4 The vowel preceding the critical stop was on average 28 ms (SE = 3.7) longer before
5 intervocalic voiced stops than before intervocalic voiceless stops ($\chi^2(1)=30.27$, $p<0.001$)⁴;
6 there was no significant difference in the following vowel ($\chi^2(1)=0.04$, $p=0.99$). Voice onset
7 times were about 42 ms (SE = 2.3) longer for voiceless stops ($\chi^2(1)=65.57$, $p<0.0001$).
8 Closures were about 21 ms (SE = 1.56) longer for voiceless stops ($\chi^2(1)=52.8$, $p<0.0001$).
9 There were no significant differences for burst duration ($\chi^2(1)=1.57$, $p=0.85$) or burst intensity
10 ($\chi^2(1)=0.37$, $p=0.99$). Also, there were no differences of mean f_0 ($\chi^2(1)=2.17$, $p=0.7$) and of
11 first quintile f_0 in the second vowel ($\chi^2(1)=2.75$, $p=0.56$). Furthermore, all but one of the
12 voiced stimuli had consistent voicing during the closure, meaning that vocal fold vibration
13 was a reliable and consistent cue. Thus, the stimuli that were given to participants are
14 relatively typical German voiced and voiceless stops. We found large differences in vowel
15 durations before voiced and voiceless stops, the closure duration and the voice onset time.
16 This means that there are at least three robust cues for participants to distinguish between the
17 voiced and the voiceless stimuli intervocalically. We presented these stimuli to five male and
18 five female German participants who were able to retrieve the voicing status with 98%
19 accuracy.
20
21
22
23
24
25
26
27
28
29
30
31

3.1.5 Acoustic analysis of responses

32
33
34 The responses of participants were digitized at a sampling rate of 44.1 kHz (16bit). The vowel
35 durations of the vowels preceding the stops were annotated by the first and second author. If
36 the sound preceding the vowel/diphthong was a stop, the onset of the vowel was defined as
37 the onset of voicing in cases of voiceless stop or as the end of the burst in cases of voiced
38 stops. A sudden discontinuity in the spectrogram was taken as the onset of vowels following
39 nasals (/m/ and /n/), palatal approximants (/j/) and liquids (/l/ and /ʀ/) (e.g., [mu:p], [ji:t], or
40 [fʁa:t]). The end of the vowel was defined as the end of the second formant of the vowel,
41 which usually coincided with a sudden drop in amplitude of voicing. To assess the interaction
42 between incomplete neutralization and hyperarticulation, we also coded certain aspects of the
43 prosodic realization including the accent position and the presence of a potential prosodic
44 boundary following the critical item.
45
46
47
48
49
50
51
52
53
54
55
56
57

58
59 4 All of these analysis are based on Likelihood Ratio tests based on hierarchical linear regression models
60 (“mixed models”) with the fixed effect Voicing and random intercepts Item (no random effect for Speaker is
61 needed as there is only one Speaker), as well as random slopes for Voicing dependent on item. P-values were
62 corrected for multiple testing by means of Dunn-Šidák correction.
63
64
65

3.1.6 Statistics

All data were analyzed with generalized linear mixed models, using R (R Core Team, 2012) and the package *lme4* (Bates, Maechler & Bolker, 2012). For the production experiments (Experiment 1, 2, and 3), we used a Gaussian error distribution (assuming normality). We adhere to the random effect specification principles outlined in Barr, Levy, Scheepers and Tily (2013). We included a term for random intercepts for participants and items, which quantifies by-participant and by-item variability in overall vowel duration (i.e., some speakers tend to produce longer or shorter vowels). The critical fixed effect in question was VOICING (i.e., voiced vs. voiceless in the plural form), and for this fixed effect, we included random slopes for participants and items (this quantifies by-participant and by-item variability in the effect of VOICING). The random effects were allowed to correlate.

In our model selection process, we conceptually separated the fixed effects into control variables and the test variable (VOICING). ACCENT TYPE and PROSODIC BOUNDARY were two prosodic control variables. If either one of these would lead to a significant interaction with VOICING, this would indicate that the amount of incomplete neutralization depends on prosodic conditions and could thus be the result of hyperarticulation. VOWEL QUALITY and PLACE OF ARTICULATION (bilabial vs. alveolar vs. velar) were also included to explain residual variance. Since participants might perceive some singular forms as better matches to their corresponding plural forms than others, there might be processing differences that can be accounted for by including the results of our stimulus norming as an additional control variable, PLURAL ASSOCIATION.

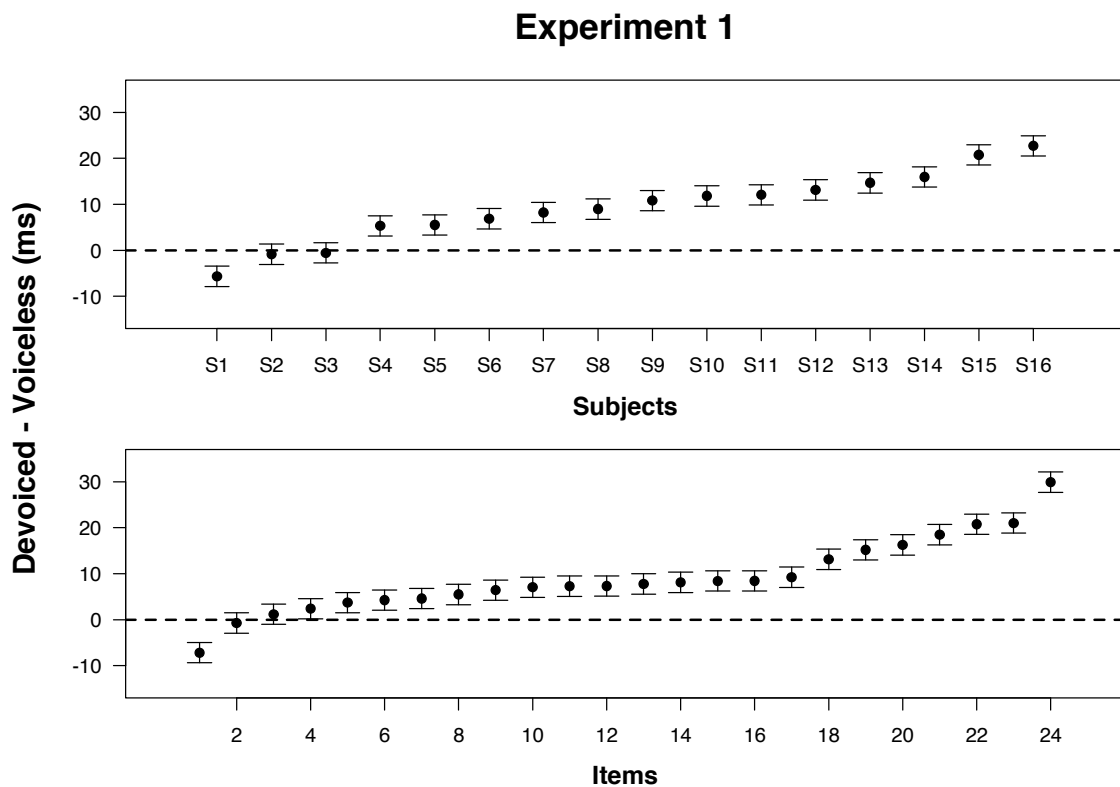
We first tested whether VOICING interacted with the control variables by performing a likelihood ratio test of the model with interactions against the model with only the main effects. We then excluded the interaction between VOICING and all control variables. P-values were generated using likelihood ratio tests.

3.2 Results

VOICING had a significant effect on production of the vowel duration in the singular form ($\chi^2(1)=13.76$, $p<0.0002$), with vowels estimated to be 8.6 ms longer before stops corresponding to voiced stops in the plural form ('devoiced') rather than to the voiceless stops in the plural form ('voiceless') (SE = 2.03 ms). The effect of VOICING on vowel duration was fairly consistent across participants and items, as can be seen in Fig. 1. Overall, 14 out of 16 participants and 20 out of 22 items exhibited a vowel duration difference in the predicted direction. There were no interactions between VOICING and any of the control variables ($\chi^2(10)=9.45$, $p=0.49$). This means that the effect of VOICING on vowel duration did not

depend on any of the prosodic variables (Accent Type and Prosodic Boundary)⁵, Vowel quality, Place of Articulation, or the Plural Association variable.

Figure 1: Results of Experiment 1. Difference in vowel duration between stops in final position corresponding to voiced and voiceless stops in intervocalic position (‘devoiced’ and ‘voiceless’, respectively). Means are arranged according to size for all subjects (upper plot) and items (lower plot) separately. Error bars indicate standard errors taken from the model described in §3.1.6. The dashed line indicates no difference between devoiced and voiceless stops.



Pseudowords are by definition unusual for our participants, and so we were concerned about problems with the task. To see whether our results might be disproportionately affected by a few extremely unusual responses, we did subset analyses where we excluded all responses where the pseudoword was either incorrectly remembered (e.g., substituting the vowel /i:/ for /e:/), or produced with a lot of hesitation. This led to a total 10.02 % data loss, quite a considerable reduction of the size of the dataset. Nevertheless, even if these responses were excluded, the main results still holds ($\chi^2(1)=13.34$, $p<0.0003$), with vowels being 8.6 ms longer (SE = 2.04 ms) before devoiced stops.

⁵ The target word was deaccented (EIN Gop wollte nicht mehr), or accented in prenuclear (Ein Gop WOLLTE nicht mehr; Ein Gop wollte NICHT mehr) or nuclear position (Ein GOP wollte nicht mehr).

Our results indicate a successful extension of the FI study of incomplete neutralization in German. However, there is a potential confounding effect inherent in our design. As the analyses of the stimulus acoustics above show (§3.1.4), there were pronounced vowel duration differences between intervocalic voiceless and voiced stops in the stimuli that were presented to our participants (mean = 28ms). Could it be that participants were influenced by the acoustics of the intervocalic stimulus they heard, i.e. the plural form?⁶ Experiment 2 and 3 were conducted to address this issue.

4. Production experiment 2

4.1 Material and methods

4.1.1 Participants and experimental procedure

16 speakers participated in Experiment 2 (mean age: 27 years; 9 women, 7 men). Background details of participants are as stated for E1. None of them had participated in E1. All details of the procedure were the same as in the previous experiment if not stated otherwise.

In Experiment 2, we used a different carrier sentence. For each trial, participants first heard a sentence such as (7) and then produced a corresponding sentence such as (8).

(7) Plural stimulus

Peter weiß nun, wie die Bauge aussehen.

Peter know.3SG.PRS now how DET.1SG.M.NOM NONCE-PL look

‘Peter knows now what the NONCE-PL look like.’

(8) Singular response

Denn nur der Baug sieht so aus.

Because only DET.1SG.M.NOM NONCE-SG look.3SG.PRS- like -PART

‘As only the NONCE-SG looks like this.’

⁶ If we replace VOICING with vowel duration of the corresponding plural form, this becomes significant ($\chi^2(4)=49.6, p<0.0001$). For every additional millisecond in the stimulus, participants lengthened their vowels by 0.23 ms (SE = 0.05 ms). As VOICING and STIMULUS VOWEL DURATION are obviously correlated with each other, they cannot be put into the same analysis due to collinearity. However, we can compare the relative evidence between two models using evidence ratios (Richard, Whittingham, & Stephens, 2011). Using the R package *qpcR* (Spiess, 2012), the evidence ratio between the model with VOICING and the model with STIMULUS VOWEL DURATION was found to be 9.37. This can be interpreted as showing that the VOICING model has 9.37 more support than the STIMULUS VOWEL DURATION model (10 is commonly interpreted as analogous to “significance”, Richard et al., 2011). This already points towards VOICING having a stronger influence than STIMULUS VOWEL DURATION, but we cannot firmly conclude this as the two factors are correlated with each other in our design.

4.1.2 Speech material, stimuli manipulation, and norming

The experimental items consisted of 48 pseudoword pairs (cf. Appendix B). There were 24 stimuli pairs with labial and 24 with velar stops, each of which followed one of the vowels /i:, e:, a:, aʊ, o:, u:/.⁷ Stimuli were balanced for vowel quality. Each experimental item was introduced as a masculine noun inflected for plural as stated for E1. Similar to E1, a norming study shows that the schwa-plural (/-ə/) was the most frequent response pattern (82% of all responses). As opposed to E1, there were no fillers, thus the contrast between the corresponding members of a minimal pair was very obvious for the participants. This might lead to an enhancement of the effect under investigation (cf. Jassem & Richter, 1989), which in turn might make a potential confound effect of accommodation easier to detect. The 48 stimuli pairs were spoken by a trained native speaker of German (male) along with the demonstration and practice items in a sound-treated booth recorded with an AKG C420 III microphone.

For the manipulation, we calculated the percentage of the vowel duration preceding the voiceless stop in comparison to the vowels preceding the voiced stop for each minimal pair. The mean difference was ~16%. This value was taken as a baseline. We then manipulated the vowel durations using PSOLA resynthesis in Praat 5.2 (Boersma & Weenink, 2009). Minimal pairs were manipulated and grouped into four sets: Set A obtained a difference in vowel duration of 32% (henceforth enhanced), that is vowels preceding voiced stops were 32% longer than vowels preceding voiceless stops. Set B obtained a difference in vowel duration of 16% (henceforth original) resembling the original data. Set C obtained no difference at all (henceforth neutralized), so vowel duration as a cue for voicing was neutralized. Set D was manipulated so that the voicing distinction realized through vowel duration was reversed resulting in a mirror image of original (henceforth reversed). In other words after the manipulation set D contained stimuli with 16% longer vowels *preceding voiceless stops* than preceding voiced stops.

We examined the perceptual robustness of the voicing distinction in the manipulated forms by conducting a norming study. Five native speakers of German (mean age: 25) were asked to decide whether the presented stimuli were voiced or voiceless in a forced-choice experiment. The norming study confirmed that the voicing contrast is very easy to perceive

⁷ Acoustical analyses of the stimuli show that the vowel preceding the critical stop was 23.78 ms (SE = 2.62) shorter before voiceless stops ($\chi^2(1)=48.547$, $p<0.0001$). The closure duration was 13.7 ms (SE = 1.74) longer for voiceless stops ($\chi^2(1)=40.32$, $p<0.0001$). VOTs were on average 47.34 ms long for voiceless stops (SE = 1.75, $\chi^2(1)=208.28$, $p<0.0001$). All of the voiced stimuli had voicing during the closure. So as stated for E1, there were robust cues for the voicing status of the critical stop in intervocalic position. There was no interaction between manipulation condition and voicing for the parameters ($\chi^2(1)\leq 3.91$, $p\geq 0.27$), thus there were no differences of intervocalic voicing cues between conditions.

1 for both manipulation conditions: Participants did not make any errors in identifying the
2 voicing category. Even though we manipulated one perceptual cue for the voicing distinction,
3 participants relied on other cues like voicing of the closure, VOT, and closure duration.
4
5
6

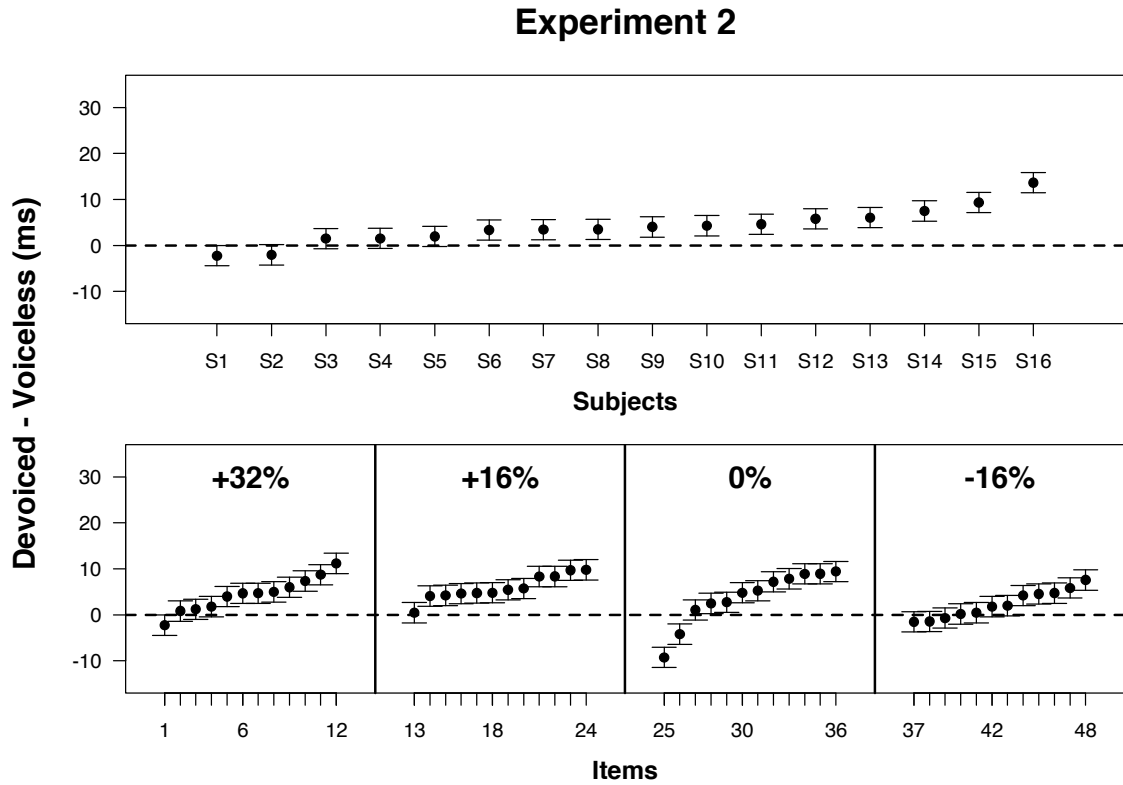
7 *4.1.3 Stimuli presentation, acoustic analyses of responses and statistics*

8 All stimuli were randomized for each participant. The actual experiment was divided into four
9 blocks. The first two blocks contained all 48 critical pairs balanced for place of articulation of
10 the stop, vowel quality and condition. A subset of these items was repeated twice in block
11 three and four. Corresponding members of a minimal pair in the first two blocks were
12 separated by one block (so by at least 24 items). The acoustic analysis and statistical analysis
13 was performed as specified for E1. In our model selection process, we separated the fixed
14 effects into control variables (PLACE OF ARTICULATION, PLURAL ASSOCIATION, VOWEL
15 QUALITY, PLACE OF ARTICULATION, and REPETITION) and test variables (VOICING and
16 MANIPULATION CONDITION). Statistical analyses were performed as specified for E1.
17
18
19
20
21
22
23
24
25
26

27 **4.2. Results**

28 We found an interaction between MANIPULATION CONDITION and VOICING ($\chi^2(1)=7.01$,
29 $p=0.008$). For each manipulation step (enhanced » original » neutralized » reversed), the
30 estimated difference between voiced and voiceless stops became 1.49 ms smaller (SE = 0.57
31 ms). Interestingly, even the neutralized and the reversed condition, that show either no or an
32 unnatural duration cue for voicing, elicit an incomplete neutralization effect in the expected
33 direction. There also was a main effect of VOICING ($\chi^2(1)=12.76$, $p=0.00035$), with vowels
34 being overall 4.3 ms shorter (SE = 1.02 ms) before voiceless vowels (pooled across different
35 manipulation conditions, cf. Figure 2).
36
37
38
39
40
41
42
43
44
45
46
47
48
49
50
51
52
53
54
55
56
57
58
59
60
61
62
63
64
65

Figure 2: Results of Experiment 2. Difference in vowel duration between devoiced and voiceless stops. Means are arranged according to size for all subjects (upper plot) and items (lower plot) separately. The lower plot shows vertical solid lines that separate the between-item manipulations of vowel duration. The dashed line indicates no difference between voiced and voiceless stops.



Similar to the results from Experiment 1, we did not find any interactions between VOICING and any of the control variables ($\chi^2(8)=3.54$, $p=0.89$), suggesting that PLURAL ASSOCIATION, REPETITION, PLACE OF ARTICULATION, and VOWEL QUALITY did not have an effect.

These results show that manipulation of the vowel duration in the plural stimulus affected the degree to which neutralization was incomplete. Nonetheless, there was still a significant overall effect of incomplete neutralization in the expected direction, even in the reversed condition. In other words, even though in a quarter of cases the input stimuli exhibited shorter vowel durations preceding *voiced* stops, participants produced shorter vowel durations preceding *voiceless* stops, showing that participants were not solely influenced by accommodation.

However, since this experiment exhibited a between-item design, all speakers were prompted with items of all four manipulation conditions. Thus, we cannot rule out the possibility that stimuli of one condition might have influenced those of other conditions (“carry-over effects”). Additionally, the manipulation conditions were not perfectly balanced,

1 i.e., there was an overall duration advantage for vowels preceding voiced vowels of +16%
2 (=32% + 16% + 0% - 16%). This advantage is actually in favor of showing incomplete
3 neutralization, as participants might have adapted to the overall 16% vowel duration
4 difference. To rule out this possibility, we conducted a third experiment with a between-
5 *subjects* design and balanced manipulation conditions.
6
7
8
9

10 **5. Production experiment 3**

11 **5.1 Material and methods**

12 *5.1.1 Participants and experimental procedure*

13
14 16 speakers participated in Experiment 3 (mean age: 24 years; 10 women, 6 men).
15 Background details of participants are as stated for E1 and E2. None of them had participated
16 in the previous experiments. All details of the procedure were the same as in E2 if not stated
17 otherwise.
18
19
20
21
22
23

24 *5.1.2 Speech material, manipulation, and norming*

25
26 The 24 experimental item pairs consisted of a subset of the items used in E2 (cf. Appendix
27 B).^{8,9} Again, we manipulated the vowel durations via using PSOLA. Each minimal pair was
28 manipulated twice resulting in two stimuli sets: In set A, the difference in vowel duration was
29 32% (henceforth enhanced), that is vowels preceding underlying voiced stops were 32%
30 longer than vowels preceding voiceless stops. In set B, the difference in vowel duration was
31 32% in the opposite direction (henceforth reversed).
32
33
34
35
36
37

38 As was done for E2, we examined the perceptual robustness of the voicing distinction in
39 the manipulated forms by conducting a norming study. Five native speakers of German (mean
40 age: 24) were asked to decide whether the presented stimuli were voiced or voiceless in a
41 binary forced-choice experiment. All stimuli in both manipulation conditions were presented
42 to all participants. The norming study confirmed that the voicing contrast is very easy to
43 perceive for both manipulation conditions: for the enhanced condition, participants were
44 100% correct in identifying the voicing of a stop, and for the reversed condition they were
45 99% (=3 incorrect tokens) correct. And, as was done for E2, we also conducted a norming
46 study with respect to plural association. For this subset, participants formed the schwa-plural
47 (/ə/) in 82% of cases.
48
49
50
51
52
53
54
55

56
57 ⁸ Acoustical analyses of the stimuli show that the vowel preceding the critical stop was 16.56 ms (SE = 3.86)
58 shorter before voiceless stops ($\chi^2(1)=14.12$, $p=0.00017$). The closure duration was 13.71 ms (SE = 1.95) longer
59 for voiceless stops ($\chi^2(1)=27.62$, $p<0.0001$). VOTs were on average 47.54 ms long for voiceless stops (SE =
60 2.84, $\chi^2(1)=94.04$, $p<0.0001$). All of the voiced stimuli had voicing during the closure. So as stated for E1 and
61 E2, there were robust cues for the voicing status of the critical stop in intervocalic position.

62 ⁹ Due to a coding error, one stimulus pair had to be excluded from the analysis.
63
64
65

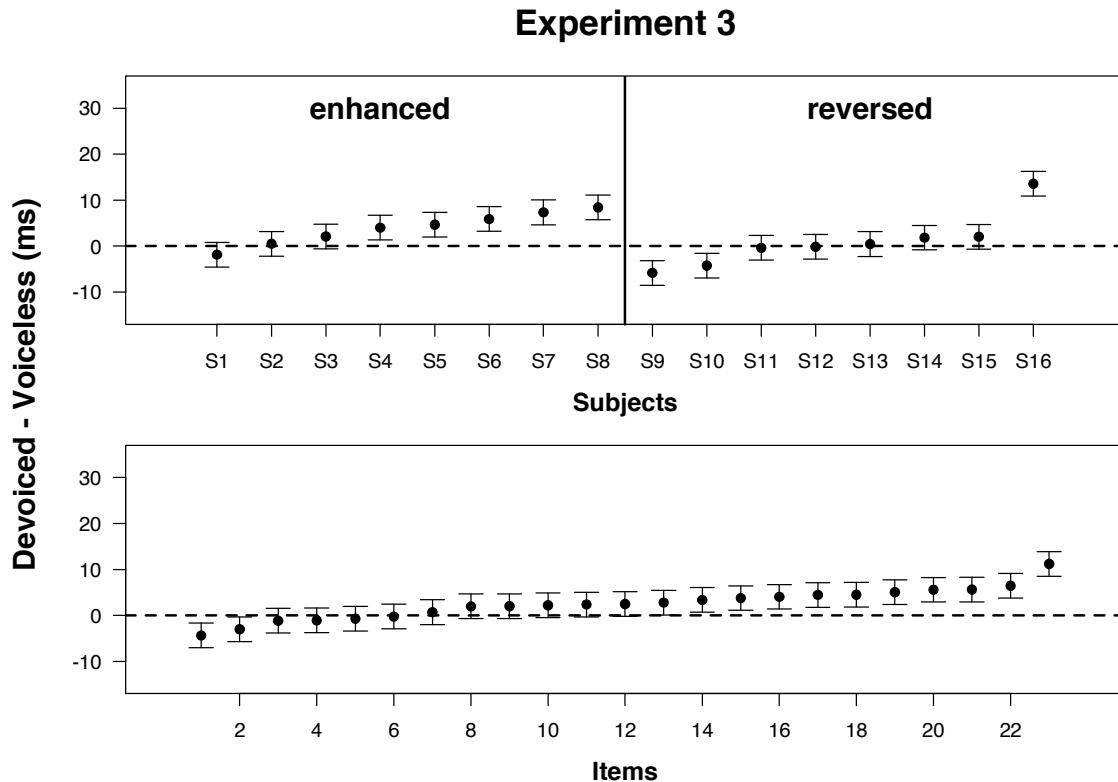
1
2 *5.1.3 Stimuli presentation, acoustic analyses of responses, and statistics*
3

4 Subjects were randomly assigned to group A and group B. All stimuli were randomized for
5 each participant. The actual experiment was divided into three blocks. In each block each
6 stimulus was presented once resulting in three productions of each stimulus. The acoustic and
7 statistical analyses were performed as specified for E2.
8
9

10
11
12 **5.2 Results**
13

14 As opposed to Experiment 2, there was no interaction between MANIPULATION CONDITION and
15 VOICING ($\chi^2(1)=1.25$, $p=0.26$). However, numerically there was a small impact of
16 manipulation condition, with the incomplete neutralization effect being 2.69 ms (SE = 2.42)
17 smaller in the reversed condition. For the enhanced condition, the predicted difference
18 between devoiced and voiceless stops was 4.1 ms (SE = 3.12). The difference between the
19 two manipulation conditions, albeit not significant, resembles the accommodation effect in
20 E2. Crucially, however, the main effect of VOICING did not reach significance ($\chi^2(1)=1.62$,
21 $p=0.2$), with vowels being only 1.75 ms shorter (SE = 1.32 ms) before voiceless stops (cf.
22 Figure 3). Experiment 3 thus marks a failure to replicate the incomplete neutralization effect.
23
24
25
26
27
28
29
30
31
32
33
34
35
36
37
38
39
40
41
42
43
44
45
46
47
48
49
50
51
52
53
54
55
56
57
58
59
60
61
62
63
64
65

Figure 3: Results of Experiment 3. Difference in vowel duration between devoiced and voiceless stops. Means are arranged according to size for all subjects (upper plot) and items (lower plot) separately. The upper plot shows a vertical solid line that separates the between-participants manipulation “enhanced” vs. “reversed” vowel duration. The dashed line indicates no difference between devoiced and voiceless stops. The lower plot only shows 23 items because one item had to be excluded due to coding error.



5.3 Discussion of production results

In Experiment 1, we found a difference in vowel duration depending on the intervocalic voicing of the presented plural form. Thus, we were able to demonstrate that neutralization of the voicing contrast in final position is incomplete in terms of the duration of the preceding vowel (*incomplete neutralization effect*) even in an experimental paradigm that minimizes the influence of orthography. This was achieved through auditory presentation (no visual presentation of orthography) and pseudowords (no pre-existing orthographic representation). Moreover, our analyses controlled for variation between different participants and items, and the pattern was found to be remarkably consistent across different individuals and stimuli. Furthermore, we found no interactions between the *incomplete neutralization effect* and any of the other variables that we controlled for. This is noteworthy, as it suggests that the obtained *incomplete neutralization effect* was not affected by experimental task demands such as repetition (participants did not produce a stronger or weaker effect with subsequent

1 repetitions). Moreover, the *incomplete neutralization effect* was not altered by prosodic
2 characteristics or place of articulation, suggesting relative independence from these factors as
3 well.
4

5 Finally, our debriefing indicated that participants were in fact thinking that the task was
6 morphological – none were aware of the fact that we were looking specifically at minimal
7 pairs such as *Gobe* and *Gope*. This suggests that our distraction devices (instructions, difficult
8 fillers, different city names) were successful, and that task demands and strategic responses
9 were unlikely to play a large role. We can then safely conclude that we have replicated earlier
10 incomplete neutralization experiments while avoiding the methodological shortcomings that
11 may have impacted previous findings.
12
13
14
15
16
17

18 Experiment 2 replicated the findings of E1 and ruled out a potential confound, namely
19 accommodation to the input stimuli. We demonstrated an incomplete neutralization effect of
20 vowel duration in four manipulation conditions. Participants produced incomplete
21 neutralization effects in the expected direction even though they were prompted with
22 intervocalic cues running in the opposite direction. Although there was a statistically
23 significant difference between the manipulation conditions, this effect was numerically very
24 small.
25
26
27
28
29

30 The incomplete neutralization effect was even smaller in Experiment 3, where we
31 manipulated vowel durations in a between-subjects design. Whereas in the enhanced
32 condition, there still was a numerical difference between vowels before devoiced and
33 voiceless stops that was of similar magnitude as in the other experiments, this difference was
34 even further diminished in the reversed condition. The latter condition is strongly biased
35 against an incomplete neutralization effect, as all of the stimuli are manipulated so as to make
36 accommodation counteract the vowel duration differences predicted by incomplete
37 neutralization. It should also be pointed out that a between-subjects design inherently reduces
38 statistical power. It is therefore unsurprising that we failed to replicate an incomplete
39 neutralization effect in E3. As has been observed repeatedly in the literature on final
40 devoicing in Dutch and German, incomplete neutralization effects are brittle and difficult to
41 detect with inferential statistics.
42
43
44
45
46
47
48
49
50

51 We now turn to the role of orthography. Given that literate adult speakers constantly and
52 habitually associate phonological with orthographic forms (Perre, Midgley, & Ziegler, 2009;
53 Seidenberg & Tanenhaus, 1979; Ziegler & Ferrand, 1998), participants might have mentally
54 generated orthographic representations “on the fly”. Thus, a given participant that has just
55 heard a pseudoword such as [gɔ:bə] might have created an orthographic mental representation
56 of that word, despite our solely auditory task design. It should be emphasized, however, that
57
58
59
60
61
62
63
64
65

1 the magnitude of the effect that we obtained for vowel duration is comparable to previous
2 studies that *had* orthographic representations as the input.
3

4 Although we minimized the role of orthography at least to the same extent as Fourakis
5 and Iverson (1984) did, our use of pseudowords comes with its own set of problems. For
6 example, as pseudowords are necessarily unknown and unfamiliar (and thus have a frequency
7 of 0), they might be even more hyperarticulated (cf. Whalen, 1991, 1992, for frequency
8 effects on segmental duration). This, however, does not seem to be the case in our data. The
9 overall vowel durations in experiment 1 for example are lower than previously reported ones:
10 our mean was 156ms (SD = 44ms), whereas Port and O'Dell (1985: 459) reported 202-
11 305ms, and Charles-Luce (1985: 315) reported 184-211ms (1985: 315), suggesting that
12 relative to these other experiments, our vowels were *less* hyperarticulated.
13
14

15 Furthermore, pseudowords always introduce the possibility of formal analogy to real
16 words. The lexical asymmetry of different places of articulation and vowel qualities is the
17 main source of potential analogical asymmetries. We addressed this issue by adding those
18 effects to our statistical models and found no noteworthy interaction. This suggests that
19 potential item-specific effects due to the make-up of individual pseudowords are marginal.
20 Further, we checked whether certain stimuli are more difficult in terms of singular-plural
21 formation than others causing any confound. We used data collected in a norming study to
22 predict production results and found no effect of plural preferences either. We conclude that
23 any processing difficulties due to idiosyncratic properties of the stimuli are of minor
24 importance for our results.
25
26
27
28
29
30
31
32
33
34
35
36
37
38

39 **6. Perception experiment**

40 Our production experiments confirmed that neutralization of the voicing contrast in final
41 position is incomplete. We have ruled out a number of potential reasons for this
42 incompleteness. However, as it is discussed above, the fact that the neutralization is
43 incomplete might not play any functional role in speech communication. To further our
44 understanding of the perceptibility of incomplete neutralization, our fourth experiment sets
45 out to replicate and extend earlier incomplete neutralization effects in perception. Previous
46 studies used auditory stimuli which came from a small set of speakers, or even just a single
47 speaker (e.g., Port & Crawford, 1989; Kleber et al., 2010). But are listeners able to
48 discriminate between final stops corresponding to intervocalic voiced and voiceless
49 counterparts when they are confronted with a multitude of speakers? For a more ecologically
50 valid assessment of incomplete neutralization in perception, our perception experiment
51 confronted listeners with all speaker voices of E1.
52
53
54
55
56
57
58
59
60
61
62
63
64
65

6.1 Material and method

6.1.1 Participants and experimental procedure

16 listeners participated in the experiment, none of which had participated in the preceding experiments. All participants were native speakers of German with no hearing deficits (mean age: 30 years; five woman, eleven men). Two of the participants were authors of this study (the first and the second author, both from the Cologne/Rhine region), neither of which performed remarkably better or worse than naïve participants, thus showing that even extensive familiarity with the training stimuli does not affect the results of this experiment. The remaining participants were either living in Cologne or in Leipzig. Regardless of their origins, all participants claimed to speak non-dialectal Standard German.

Participants heard the response sentences spoken by the speakers of Experiment 1. They were asked to decide whether the presented stimulus corresponded to an intervocalic voiced or voiceless stop by choosing the appropriate written presentation of a word (e.g., *Drud* vs. *Drut*). These were presented on the left and the right side of the screen (counterbalanced), and participants had to press a left or right button. Because we expected ceiling effects in the direction of the voiceless response, the instructions emphasized that exactly half of the stimuli were from the set <b, d, g> and half were from the set <p, t, k>. In order to control for the possibility of a speed-accuracy trade-off, we also measured reaction times. The procedure was run using E-Prime 2.0 (Schneider, Eschman, & Zuccolotto, 2002).

6.1.2 Speech material

The experiment was designed to capture immediate success in perceiving the devoiced/voiceless distinction as well as long-term success over many trials and repetitions. To this end, we randomly sampled subsets (192 items) of the items in the production study until we gained a subset in which the incomplete neutralization effect for vowel duration was significant. We then constructed four lists. In each of the lists, each stimulus pair (e.g., *Wieb* vs. *Wiep*) appeared once. Also, each speaker appeared at least once. In order to make the task not too difficult, each voiced/voiceless combination came from the same speaker (e.g., *Wieb* and *Wiep* in list 1 were both from speaker 4). Given that there were 24 item pairs but only 16 speakers, 8 speakers appeared twice per block. Only target stimuli were included in the perception experiment (see Appendix A).

6.1.3 Statistics

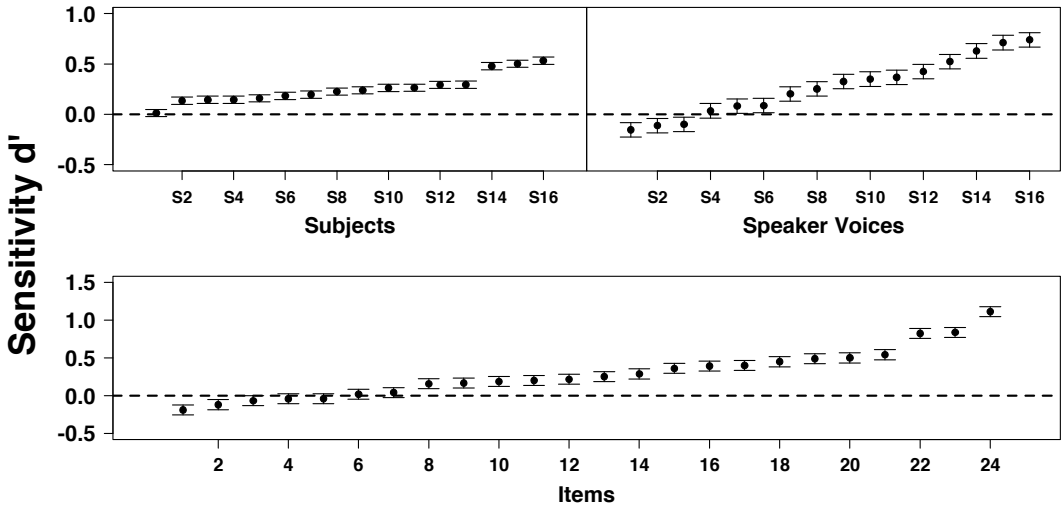
There are several ways of analyzing the present data. The traditional way works with d' , a sensitivity index derived from Signal Detection Theory (Green & Sweets, 1966). d' takes into

account a subject’s bias; good sensitivity is thought to be above 1. We calculated d' per subject, per item and per speaker voice and performed one-sample t-tests against $d' = 0$ for each of these measures. While this traditional analysis already takes bias into account, we cannot analyze the effects of other measures on accuracy, such as response times and trial order. For this, we used a mixed logistic regression model with “accuracy” (0 or 1) as dependent measure. As fixed effects we included mean-centered response times, trial order and repetition. As random effects, we included subject, item and speaker voice. If the *intercept* of this model is significantly above zero, we can conclude that people are able to perceive the voicing contrast in the neutralization context with above chance accuracy.

6.2 Results

Figure 4 displays d' per subject, item, and speaker voice. Overall, d' was fairly low and barely above 0. This indicates that recognition of voiced and voiceless final stops, if controlled for response bias, was poor. t-tests indicate that d' is significantly above zero by subjects ($t(15)=7.1$, $p<0.0001$), items ($t(23)=4.419$, $p=0.00019$) and speaker voice ($t(15)=3.79$, $p=0.0017$), with estimates of 0.25 (SE = 0.036), 0.29 (SE = 0.066) and 0.27 (SE = 0.072).

Figure 4: Results of Experiment 4. d' sensitivity values arranged according to size for subjects (upper plot), speaker-voices (middle plot), and items (lower plot) with standard errors. The dashed line indicates chance performance. There was no subject that scored below chance ($n=16$). There were only 5 items that scored below chance ($n=24$). And there were only 3 voices that scored below chance ($n=16$).



1 In the mixed logistic regression analysis, there were no effects for TRIAL ORDER ($\chi^2(3)=5.53$,
2 $p=0.14$) or REPETITION ($\chi^2(3)=5.01$, $p=0.17$). The absence of an effect of REPETITION indicates
3 that participants were *not* more likely to respond more accurately the second time they heard
4 the same item spoken by the same voice. This suggests that there was no familiarization
5 effect. The absence of an effect of TRIAL ORDER on accuracy indicates that there was no
6 overall learning effect either. There was, however, a significant effect of RESPONSE TIMES
7 ($\chi^2(3)=8.88$, $p=0.03$). Although faster responses were less accurate, the decrease was very
8 small, with only a 5% decrease in accuracy per SD of response times (log odds: -0.053 , SE =
9 0.027).

10 Crucially, the intercept of this analysis was positive and significant ($p<0.0001$), with an
11 estimated overall accuracy of 55% (log odds: 0.35, SE = 0.09). This indicates that listeners
12 were, on average, more likely to respond correctly than incorrectly. If we add CORRECT
13 VOICING as a predictor (whether the spoken word was the intervocalic counterpart of a voiced
14 or voiceless stop), we can divide up the results according to whether tokens have voiced and
15 voiceless counterparts and look at differences in accuracies for these two conditions. With this
16 model, participants were not above chance for devoiced stops (51.4%, log odds: 0.057, SE =
17 0.07), but they were for voiceless stops ($p<0.0001$), with 58.66% (log odds: 0.29, SE = 0.05),
18 indicating that they were 1.3 times more likely to respond correctly when listening to a
19 voiceless stop.

20 **6.3 Discussion**

21 With just 55%, the accuracy averages are very low and barely above chance performance. In
22 comparison to 99-100% accuracy averages for the intervocalic contrast obtained in the
23 norming studies of E1-E3, this is a rather poor performance. Moreover, participants
24 performed worse responding to devoiced stops (51%), which turned out not to be significantly
25 different from chance performance. In turn, the overall significant accuracy scores might be
26 due to a ceiling effect, i.e. participants were biased towards the voiceless category. Even
27 though similar results were obtained in previous perception studies on incomplete
28 neutralization (e.g., Port & O'Dell (1985) report mean accuracy values of 59%), these results
29 show the lowest accuracy scores reported in the literature.¹⁰

30
31
32
33
34
35
36
37
38
39
40
41
42
43
44
45
46
47
48
49
50
51
52
53
54
55
56
57
58
59
60
61
62
63
64
65
¹⁰ It might be argued that the very low accuracy scores might also be due to the dialectal background of the subjects. Even though subjects reported speaking standard German, they came from the Central Franconian and Saxon dialect area. In both areas, dialects or regional varieties are still present, and most subjects are exposed to them. In Saxony the Central German lenition rule operates, i.e. the voiced/voiceless contrast is neutralized (through fortis stop lenition) in all positions including intervocalically. As a result, the performance of Saxon listeners in perceiving the voicing contrast in intervocalic stops is generally lower (John, 2006). This interpretation, however, stands in contrast to the very high accuracy scores in intervocalic position we found in the norming studies of E1-E3.

1 These low accuracy values naturally lead one to the question of whether incomplete
2 neutralization plays any role in speech perception outside of the laboratory whatsoever. As
3 there are only a handful of minimal pairs where voiced and voiceless stops are distinguished
4 in final position, and as these minimal pairs most often have different syntactic contexts
5 which help to disambiguate them (e.g., the adjective *tot* and the noun *Tot* would never appear
6 in the exact same syntactic position), the cognitive effort necessary to detect these minute
7 acoustic differences may not be justified.

8
9 The fact that accuracies are so low indicates that the role of incomplete neutralization as a
10 perceptual phenomenon outside of a controlled laboratory context is negligible and unlikely to
11 have a great deal of functional relevance in everyday speech communication.

12 13 14 15 16 17 18 19 **7. General Discussion**

20 A substantial number of experiments over the last three decades have reported minor acoustic
21 differences between obstruents in a phonologically neutralizing context corresponding to
22 voiced and voiceless counterparts intervocalically (recall that we call those segments
23 ‘devoiced’ and ‘voiceless’, respectively). Although there were studies investigating obstruent
24 devoicing in German and other languages, the main focus of attention was on the German. As
25 noted earlier, many of these studies have been criticized on methodological grounds.
26 However, apparent counter evidence such as that put forward by Fourakis and Iverson (1984)
27 or Jassem and Richter (1989) were at least as problematic as they might have been subject to a
28 lack of statistical power (see §2). The aim of the present study was to put incomplete
29 neutralization on a firmer footing by using a similar auditory design as Fourakis and Iverson
30 with a larger sample of subjects and items.

31 We found vowel duration to be a robust acoustic correlate of devoiced and voiceless
32 stops in syllable-final position: vowels were longer before devoiced stops than before
33 voiceless stops. By using a different methodology from previous studies, we have provided
34 converging evidence that neutralization of German final stops is incomplete. Our finding that
35 incomplete neutralization occurs even in a completely auditory task that uses pseudowords
36 instead of real words was replicated in two additional experiments that mitigated the potential
37 for accommodation to an intervocalic input stimulus. However, the failure to replicate the
38 effect inferentially in Experiment 3 is indicative that this phenomenon is barely detectable
39 with a small amount of speakers, especially if the experimental design biases against finding
40 such an effect.

41 We also conducted a perception experiment, in which we found that although participants
42 were able to distinguish devoiced versus voiceless final stops with above chance accuracy,
43
44
45
46
47
48
49
50
51
52
53
54
55
56
57
58
59
60
61
62
63
64
65

1 this was only barely so (55% as opposed to 98-100% intervocalically). It is quite possible that
2 the overall effect found was in fact due to a bias towards voiceless stops. Thus, while the
3 present experiments provide evidence for incomplete neutralization in production, it is highly
4 questionable whether listeners can actually use these small differences in perception.
5
6

7 The acceptance of any phenomenon should never be based on a single study and several
8 studies, such as Fourakis and Iverson (1984), have been overemphasized relative to the
9 totality of incomplete neutralization studies (for a discussion of this, see also Winter &
10 Röttger, 2011). Only by accumulating converging evidence from different methodologies can
11 we be more certain about whether neutralization is complete or not. To date, studies finding
12 evidence of incomplete neutralization (both for German and across languages) outnumber
13 those finding counter-evidence. Wiese (1996: 205) commented on incomplete neutralization
14 experiments as follows: “These results are rather tentative [...] given that the recognition of
15 non-neutralized devoicing was found in a minority of cases only”. By now, we can – with
16 relative confidence – say that this statement has been superseded. Positive results for
17 incomplete neutralization characterize the majority of studies on this topic and several of the
18 methodological issues have been successfully addressed.
19
20
21
22
23
24
25
26
27

28 Assuming that the body of evidence is in favor of incomplete neutralization, we now turn
29 to how it can be accounted for. Accepting that neutralization was incomplete was previously
30 thought to entail changes in phonological theory; early work on incomplete neutralization was
31 motivated by the assumption that there are, in fact, voiced “underlying” segments and that the
32 obtained differences have to be explained in terms of differences of these abstract
33 representations. Recall that studies on incomplete neutralization, including the present
34 experiments, have obtained very small effects elicited in a laboratory setting which could
35 simply be the result of careful, hyperarticulated speech. Outside of the lab, in everyday
36 communication, the obtained differences should be even smaller and thus even less
37 perceivable. To assume that these small, barely noticeable acoustic differences are features of
38 the abstract linguistic system strikes us as rather unparsimonious. However, as there are
39 alternative approaches of incomplete neutralization, the phenomenon does not necessarily
40 force one to make assumptions about the presence of underlying segments or to propose
41 functional relevance of the phenomenon.
42
43
44
45
46
47
48
49
50
51
52

53 *Orthography*

54 Previous work has adduced evidence for a connection between orthography and incomplete
55 neutralization effects. For example, items such as *seid* ‘to be.PRS.2PL’ and *seit* ‘since’ have
56 been argued to exhibit incomplete neutralization effects (Port & Crawford, 1989; Port &
57
58
59
60
61
62
63
64
65

1 O'Dell, 1985), even though *seid* does not have any morphologically related forms where the
2 /d/ surfaces in a non-neutralized position. The fact that there is no phonological evidence for a
3 voiced stop in these cases has been interpreted by Fourakis and Iverson (1984) and Manaster-
4 Ramer (1996) as showing that people base their pronunciations on the orthographic difference
5 between the two words. Further evidence comes from Warner and colleagues (Warner, Good,
6 Jongman, & Sereno, 2006), who demonstrated that phonologically identical words in Dutch
7 were pronounced differently in accordance with voicing distinctions indicated by the
8 orthography.

9 Even when using a completely auditory design, as in the present experiments,
10 orthographic representations are problematic because a wealth of experimental studies
11 showed that these become automatically activated in auditory tasks (Perre et al., 2009;
12 Seidenberg & Tanenhaus, 1979; Ziegler & Ferrand, 1998). Therefore, the possible influence
13 of orthographic mental representations cannot be excluded as long as one works with a literate
14 speaker population.

15 One approach to address the role of orthography is to compare incomplete neutralization
16 effects in languages *without* an orthographic distinction of the neutralized elements to those
17 languages *with* such an orthographic distinction. Dinnsen and Charles-Luce (1984) reported
18 incomplete neutralization for Catalan, a language in which the neutralized contrast in question
19 is not indicated by orthography, but the direction of the differences was different for the five
20 speakers. Kopkallı (2007) and Wilson (2003) found no significant duration differences for
21 word-final stops in Turkish (another language that makes no orthographic distinction) but
22 there was a numerical tendency for longer vowels before devoiced stops. Although these
23 effects did not reach statistical significance, this might have been overlooked due to small
24 sample sizes. Kim and Jongman (1996) investigated the coda neutralization of /t, t^h, s/ to [t]
25 in Korean, and found no evidence for incomplete neutralization *despite* an orthographic
26 difference. Finally, Yu (2007) found incomplete neutralization for tone neutralization in
27 Cantonese where there is *no* orthographic correlate. These studies paint a complicated picture,
28 however, the numerical tendencies for Turkish, and the statistical effects for Catalan and
29 Cantonese might suggest that at least some instances in which neutralization is incomplete are
30 independent from considerations of orthography.

31 Ultimately, this debate does not appear to be about methodology regarding the stimulus
32 material but more about the population tested. Given the automatic activation of orthographic
33 representations, an experiment that presents stimuli to literate participants always has the
34 orthography bias as a potential methodological confound. Recently, Grawunder and Lancia
35 (2012) indeed tested preschoolers that have not yet acquired literacy. Preliminary results show

1 a significant incomplete neutralization effect, i.e. longer vowels before devoiced stops. This
2 suggests that incomplete neutralization is unlikely to be a purely orthographic effect. Thus, we
3 conclude that there is converging evidence for the relative independence of orthography and
4 the incompleteness of neutralization.
5

6
7 Moreover, orthography might have long-term effects on the linguistic system (for an
8 example, see Blevins, 2006). If speakers occasionally hypercorrect linguistic forms based on
9 the written language (e.g., in reading situations), this might be enough to keep slightly altered
10 representations within a speaking community. The incomplete neutralization effect in
11 experiments such as ours would then not be a *direct* result of orthography (as an
12 methodological artifact), but an indirect one.
13
14
15
16
17
18

19 *Formal accounts of incomplete neutralization*

20 Most formal attempts to incorporate incomplete neutralization have led to a proliferation of
21 post-hoc assumptions. They either propose an extra phonological derivation process or
22 assume an alternative rule ordering to account for the phonetic difference between voiceless
23 and devoiced stops (e.g., Charles-Luce, 1985; Port & O'Dell 1985). Alternatively, Port and
24 O'Dell (1985) propose a specific phonological feature (VOICE-F) for devoiced stops, which in
25 turn leads to three different voicing categories: voiced, voiceless, and devoiced. But does
26 incomplete neutralization really forces us to implement new rules and/or categories?
27
28
29
30
31
32
33

34 In a more recent account in the framework of Optimality Theory, van Oostendorp (2008)
35 argues that incomplete neutralization can be captured by tubid representations of phonological
36 outputs (Goldrick 2001). In this account output structures can be characterized in terms of
37 structural relationships (*Projection*) and audible surface relationships (*Pronunciation*).
38 Projection relations are abstract relationships between segments and their features.
39 Pronunciation relations are output relationships between the feature and the segment. They
40 describe the actual phonetic output of a structure. This results in three different output
41 categories: there are segments that are linked to the feature [+VOICE] and pronounced voiced
42 (e.g., [d] in [ʁæ:dɐ] 'wheels'), segments that are linked to the feature [-VOICE] and
43 pronounced voiceless (e.g., [t] in [ʁæ:tɐ] 'councils' or [ʁa:t] 'council'), and segments that are
44 linked to the feature [+VOICE] but pronounced as voiceless in final position (e.g., [t] in [ʁa:t]
45 'wheel'). Because of their structural differences, [ʁa:t] 'council' and [ʁa:t] 'wheel' will
46 phonetically surface as different from each other. In contrast to Port and O'Dell (1985), van
47 Oostendorp's account assumes only two abstract phonological representations, a voiced and a
48 voiceless category. The phonetic realization of the output results through an abstract link from
49
50
51
52
53
54
55
56
57
58
59
60
61
62
63
64
65

1 the phonological level of representation to the phonetic output. This account is able to leave
2 phonology phonetics-free and captures incomplete neutralization in a parsimonious way.
3
4

5 *Co-activation of paradigmatic neighbors*

6

7 Van Oostendorp's account states that incomplete neutralization is a result of an output link of
8 the feature specification of neutralized (i.e. [-VOICE]) segments, to the feature specification in
9 non-neutralized (i.e. [+VOICE]) segments in intervocalic position. The nature of the link is,
10 however, rather abstract. A similar way to account for incomplete neutralization is based on
11 concrete links between lexical forms: In the framework of exemplar based models of speech
12 processing it is assumed that the lexicon is rich and full of detailed interconnected lexical
13 forms. There is evidence suggesting that lexical representations contain a lot of information,
14 including detailed phonetic information of individual word forms (Brown & McNeill, 1966;
15 Bybee, 1994; Goldinger, 1996, 1997; Palmeri et al., 1993; Pisoni, 1997) and completely
16 inflected forms (e.g., Alegre & Gordon, 1999; Baayen, Dijkstra, & Schreuder, 1997;
17 Butterworth, 1983; Bybee, 1995; Manelis & Tharp, 1977; Sereno & Jongman, 1997). These
18 models of lexical organization and access assume that German speakers have inflected forms
19 such as *Räder* 'wheels' in their mental lexicon. Due to its morphological relation with the
20 singular form *Rad*, these two forms will be closely connected to each other. Ernestus and
21 Baayen (2006) consider the possibility of incomplete neutralization effects being due to the
22 co-activation of these morphologically related forms, i.e. when speakers pronounce *Rad*, they
23 also activate the non-neutralized *Räder*. If some or most of the co-activated forms contain a
24 non-neutralized segment that is fully voiced, these voiced forms could influence the motor
25 commands used in speech production in subtle ways, leading to the minute incomplete
26 neutralization effects that we observed. One might object that most previous evidence for
27 activation of morphological neighbors comes from perception studies. However, Wright
28 (2004), Munson (2007), and Baese-Berke and Goldrick (2009) demonstrate the effects of
29 neighborhood density (i.e., the number of lexical forms in a speakers lexicon phonologically
30 related to a target word) on speech production. In historical linguistics analogical effects from
31 morphological paradigms are commonplace (e.g., Trask, 2007) and these ideas have been
32 extended to synchronically observable phenomena (Benua, 1995; Burzio, 1994). One striking
33 example was demonstrated by Yu (2007), where tonal near mergers in Cantonese were shown
34 to be facilitated by interactions with their morphological neighbors.
35
36
37
38
39
40
41
42
43
44
45
46
47
48
49
50
51
52
53
54
55
56

57
58 The co-activation account makes testable predictions for future experiments. First, it
59 predicts recency effects: if the response is delivered right away after the stimulus, the effect
60
61
62
63
64
65

1 should be stronger than after a longer time interval. This is because spreading activation
2 generally recedes over a relatively short time span. Second, there should be frequency effects:
3 words that have very frequent morphological neighbors with voiced stops in intervocalic
4 position should exhibit stronger incomplete neutralization effects than words with very
5 infrequent morphological neighbors (see e.g., Bybee, 2001, for the role of frequency in
6 analogy). Moreover, it predicts incomplete neutralization effects to be dependent on
7 lexical/paradigmatic density. So a language with many voiceless paradigmatic neighbors of a
8 target word, should surface with no or at least weaker incomplete neutralization effects than a
9 language with many voiced paradigmatic neighbors (as is the case in German).
10

11
12
13
14
15
16 Interestingly the proposed co-activation account is not entirely incompatible with existing
17 formal accounts: van Oostendorp (2008) attributes incomplete neutralization to an abstract
18 link between the underlying voicing specification of a segment and its corresponding
19 “neutralized” counterpart. This voicing specification is based on the paradigmatic relationship
20 between two words (e.g., *Räder* and *Rad*). The co-activation account attributes incomplete
21 neutralization to direct links between those word forms in a fully specified interconnected
22 network. Obviously those accounts differ considerably in the way the lexicon is
23 conceptualized, however, the basic idea appears to be compatible.
24
25
26
27
28
29

30 Recall, however, that the experimental modulation of these minute acoustic differences
31 has its pragmatic limits due to the small effect sizes. While manipulations that predict a
32 strengthened effect (e.g., because of recency or a lexical neighborhood filled with many
33 voiced neighbors for devoiced stops) have the potential to replicate the effect, all
34 manipulations that bias against incomplete neutralization will have problems finding anything
35 at all. This points to the limits of investigating incomplete neutralization, and for using
36 incomplete neutralization as a test bed for looking at the cognitive architecture of the lexicon:
37 Without finding viable ways of strengthening the effect, research on incomplete neutralization
38 will always have to cope with high Type II error rates.
39
40
41
42
43
44
45
46

47
48 From a functionalist perspective, an account that treats incomplete neutralization as an artifact
49 of paradigmatic representations is more attractive than an account based on phonetic or
50 phonological rules and/or representations that are extracted from auditory information. Under
51 both the co-activation account and van Oostendorp’s turbidity account relation account,
52 speakers would not need to extract any subtle contrast from the signal, at least as long as they
53 do extract the contrast between the corresponding paradigmatic neighbors. The acquisition of
54 the contrast within the paradigm would automatically cause interference resulting in
55 incomplete neutralization. This is in line with the low accuracy scores in perception
56
57
58
59
60
61
62
63
64
65

1 experiments. The acoustic cues in the neutralized position have no functional utility and are
2 not reliably used in regular communication to differentiate between minimal pairs.
3
4

5 To conclude, our results are crucially independent of whatever mechanism actually explains
6 incomplete neutralization. The first and foremost goal of this paper was to assess whether or
7 not neutralization is indeed incomplete. We demonstrated the robustness of the effect in three
8 production experiments ruling out a number of claims that the incompleteness is a purely
9 methodological artifact. We have thus shown what incomplete neutralization warrants
10 explanation. As there is no point in incorporating a nonexistent phenomenon into
11 phonological theory, phonologists were justified in being skeptical of the previous evidence
12 for incomplete neutralization. However, although incomplete neutralization does not
13 necessarily have to be explained in terms of formal phonology there are parsimonious
14 accounts in existing phonological frameworks such as Optimality Theory (van Oostendorp,
15 2008). Moreover, “non-phonological” accounts that make recourse to existing experimental
16 work on co-activation in the mental lexicon seem to be fruitful avenues for further
17 investigations (cf. discussion in Winter & Röttger, 2011). Manaster-Ramer (1996: 487) uses
18 the incomplete neutralization debate as a call for an increased collaboration between
19 phonologists and phoneticians. In Manaster-Ramer’s words (ibid. 487), “Phonologists cannot
20 afford to be neutral” with respect to incomplete neutralization. We have shown that the
21 phenomenon can be seen in a different light if psycholinguistic and cognitive evidence is
22 taken into account. We would like to extend Manaster-Ramer’s call to argue that we can gain
23 new perspectives on old problems by engaging with work from other disciplines.
24
25
26
27
28
29
30
31
32
33
34
35
36
37
38
39

40 **Acknowledgements**

41 [ACKNOWLEDGMENTS ABOUT HERE]
42
43
44
45

46 **References**

- 47 Abboud, H. (1991). *SuperLab*. Wheaton, MD: Cedrus.
48 Alegre, M., & Gordon, P. (1999). Frequency effects and the representational status of regular
49 inflections. *Journal of Memory and Language*, 40, 41–61.
50 Baayen, R. H. (2008). *Analyzing Linguistic Data: A Practical Introduction to Statistics Using*
51 *R*. Cambridge: Cambridge University Press.
52 Baayen, R. H., Davidson, D. J., & Bates, D. M. (2008). Mixed-effects modeling with crossed
53 random effects for subjects and items. *Journal of Memory and Language*, 59, 390–412.
54
55
56
57
58
59
60
61
62
63
64
65

- 1 Baayen, R. H., Dijkstra, T., & Schreuder, S. (1997). Singulars and plurals in Dutch: Evidence
2 for a parallel dual route model. *Journal of Memory and Language*, 37, 94–117.
- 3
4 Babel, M. E. (2008). Phonetic and social selectivity in speech accomodation. Ph.D.
5 dissertation, University of California, Berkeley.
- 6
7 Baese-Berk, M., & Goldrick, M. (2009). Mechanism of interaction in speech production.
8
9 *Language and Cognitive Processes*, 24, 527–554.
- 10
11 Barr, D.J., Levy, R., Scheepers, C. & Tily, H. (2013). Random-effects structure for
12 confirmatory hypothesis testing: Keep it maximal. *Journal of Memory and Language*, 68,
13 255-278.
- 14
15
16
17 Bates, D., Maechler, M., & Bolker, B. (2012). lme4: Linear mixed-effects models using S4
18 classes. R package version 0.999999-0.
- 19
20 Baumann, M. (1995). *The production of syllables in connected speech*. Unpublished Ph.D.
21 dissertation, University of Nijmegen.
- 22
23 Benua, L. (1995). *Transderivational identity: Phonological relations between words*. Ph.D.
24 dissertation, University of Massachusetts, Amherst.
- 25
26
27 Benus, S., & Gafos, A. I. (2007). Articulatory characteristics of Hungarian 'transparent'
28 vowels. *Journal of Phonetics*, 35, 271-300.
- 29
30
31 Bishop, J. B. (2007). Incomplete neutralization in Eastern Andalusian Spanish: perceptual
32 consequences of durational differences involved in s-aspiration. *Proceedings of the 16th*
33 *ICPhS, Saarbrücken*, pp. 1765-1768.
- 34
35
36 Blevins, J. (2006). New perspectives on English sound patterns: 'Natural' and 'Unnatural' in
37 Evolutionary Phonology. *Journal of English Linguistics*, 34, 6–25.
- 38
39 Boersma, P., & Weenink, D. (2009). Praat: doing phonetics by computer (Version 5.1.05)
40 [Computer program]. Retrieved May 1, 2009, from <http://www.praat.org/>.
- 41
42
43 Braver, A., & Kawahara, S. (manuscript). Complete and Incomplete Neutralization in
44 Japanese Monomoraic Lengthening.
- 45
46
47 Brockhaus, W. (1995). *Final Devoicing in the Phonology of German*. Tübingen: Max
48 Niemeyer Verlag.
- 49
50 Broersma, M. (2005). Perception of familiar contrasts in unfamiliar positions. *Journal of the*
51 *Acoustical Society of America*, 117, 3890–3901.
- 52
53
54 Brown, R., & McNeill, D. (1966). The 'tip of the tongue' phenomenon. *Journal of Verbal*
55 *Learning and Verbal Behavior*, 5, 325–337.
- 56
57
58 Burzio, L. (1994). *Principles of English stress*. Cambridge: Cambridge University Press.
- 59
60
61 Butterworth, B. (1983). Lexical representation. In B. Butterworth (Ed.), *Language*
62 *production*, vol. 2 (pp. 257–294). London: Academic Press.
- 63
64
65

- 1 Bybee, J. (1994). A view of phonology from a cognitive and functional perspective. *Cognitive*
2 *Linguistics*, 5, 285–305.
- 3
4 Bybee, J. (1995). Regular morphology and the lexicon. *Language and Cognitive Processes*,
5 10, 425–455.
- 6
7 Bybee, J. (2001). *Phonology and language use*. Cambridge: Cambridge University Press.
- 8
9 Charles-Luce, J. (1985). Word-final devoicing in German: effects of phonetic and sentential
10 contexts. *Journal of Phonetics*, 13, 309–324.
- 11
12 Charles-Luce, J., & Dinnsen, D. (1987). A reanalysis of Catalan devoicing. *Journal of*
13 *Phonetics*, 15, 187–190.
- 14
15 Chongsuvivatwong, V. (2011). *epicalc: Epidemiological calculator*. R package version
16 2.12.2.0.
- 17
18
19 Clark, H. H. (1973). The language-as-fixed-effect fallacy: A critique of language statistics in
20 psychological research. *Journal of Verbal Learning and Verbal Behavior*, 12, 335–359.
- 21
22
23 Cohen, J. (1990). Things I have learned (so far). *American Psychologist*, 45, 1304–1312.
- 24
25 de Jong, K. J. (2011). Flapping in American English. In M. van Oostendorp, C. J. Ewen, E.
26 Hume, & K. Rice (Eds.), *Blackwell Companion to Phonology*. Oxford, UK: Wiley-
27 Blackwell, pp. 2711-2729.
- 28
29
30 Dinnsen, D. A. (1985). A re-examination of phonological neutralization. *Journal of*
31 *Linguistics*, 21, 265-279.
- 32
33
34 Dinnsen, D. A., & Garcia-Zamor, M. (1971). The three degrees of vowel duration in German.
35 *Papers in Linguistics*, 4, 111–126.
- 36
37
38 Dinnsen, D. A., & Charles-Luce, J. (1984). Phonological neutralization, phonetic
39 implementation and individual differences. *Journal of Phonetics*, 12, 49–60.
- 40
41 Dmitrieva, O., Jongman, A., & Sereno, J. (2010). Phonological neutralization by native and
42 non-native speakers: The case of Russian final devoicing. *Journal of Phonetics*, 38, 483–
43 492.
- 44
45
46 Ernestus, M., & Baayen, R. H. (2006). The functionality of incomplete neutralization in
47 Dutch: the case of past-tense formation. In L. M. Goldstein, D. H. Whalen, & C. T. Best
48 (Eds.), *Laboratory Phonology 8* (pp. 27–49). Berlin: de Gruyter.
- 49
50
51 Feise, R. J. (2002). Do multiple outcome measures require p-value adjustment? *BMC Medical*
52 *Research Methodology*, 2, 8–11.
- 53
54
55 Fourakis, M., & Iverson, G. K. (1984). On the ‘Incomplete Neutralization’ of German final
56 obstruents. *Phonetica*, 41, 140–149.
- 57
58
59 Frick, R. W. (1995). Accepting the null hypothesis. *Memory & Cognition*, 23, 132–138.
- 60
61
62
63
64
65

- 1 Fuchs, S. (2005). Articulatory correlates of the voicing contrast in alveolar obstruent
2 production in German. *ZAS Papers in Linguistics*, 41.
- 3
4 Gafos, A. I., & Benus, S. (2006). Dynamics of phonological cognition. *Cognitive Science*, 30,
5 905-943.
- 6
7 Gerfen, C. (2002). Andalusian Codas. *Probus*, 14, 247-277.
- 8
9 Gerfen, C., & Hall, K. (2001). Coda aspiration and incomplete neutralization in Eastern
10 Andalusian Spanish. Manuscript, University of North Carolina at Chapel Hill. Retrieved
11 from www.unc.edu/~gerfen/papers/GerfenandHall.pdf
12
- 13
14 Goldinger, S. D. (1996). Words and voices: Episodic traces in spoken word identification and
15 recognition in memory. *Journal of Experimental Psychology: Learning, Memory, and*
16 *Cognition*, 22, 1166–1183.
- 17
18 Goldinger, S. D. (1997). Words and voices: Perception and production in an episodic lexicon.
19 In K. Johnson, & J. W. Mullennix (Eds.), *Talker Variability in Speech Processing* (pp. 33–
20 65). San Diego: Academic Press.
- 21
22
23
24 Goldinger, S. D. (1998). Echoes of echoes? An episodic theory of lexical access.
25 *Psychological Review*, 105, 251–279.
- 26
27
28 Goldrick, M. (2001). Turbid output representations and the unity of opacity. *Papers from the*
29 *Annual Meeting of the North East Linguistic Society*, 30(1), 231–245.
- 30
31 Grawunder, S., & Lancia, L. (2012). What does a Frad look like? – Targeting the effect of
32 incomplete neutralization. Oral presentation at *Phonetik & Phonologie 8*, Jena.
- 33
34
35 Green, D. M., & Swets J. A. (1966). *Signal Detection Theory and Psychophysics*. New York:
36 Wiley.
- 37
38
39 Greisbach, R. (2001). *Experimentelle Testmethodik on Phonetik und Phonologie.*
40 *Untersuchungen zu segmentalen Grenzphänomenen im Deutschen*. Frankfurt a. M.: Lang.
- 41
42
43 Hay, J., Pierrehumbert, J., & Beckman, M. (2003). Speech perception, well-formedness and
44 the statistics of the lexicon. In J. Local, R. Odgen, & R. Temple (Eds.), *Papers in laboratory*
45 *phonology VI* (pp. 58–74). Cambridge: Cambridge University Press.
- 46
47
48 Hurlbert, S. H. (1984). Pseudoreplication and the design of ecological field experiments.
49 *Ecological Monographs*, 54(2), 187–211.
- 50
51
52 Jaeger, F. T. (2008). Categorical data analysis: Away from ANOVAs (transformation or not)
53 and towards logit mixed models. *Journal of Memory and Language*, 59, 434–446.
- 54
55
56 Jassem, W., & Richter, L. (1989). Neutralization of voicing in Polish obstruents. *Journal of*
57 *Phonetics*, 17, 317–325.
- 58
59
60
61
62
63
64
65 Jespersen, O. (1913). *Lehrbuch der Phonetik* (second edition). Leipzig: G. B. Teubner.

- 1 Jongman, A., Sereno, J. A., Raaijmakers, M., & Lahiri, A. (1992). The phonological
2 representation of [voice] in speech perception. *Language and Speech*, 35, 137–152.
- 3
4 Kim, H., & Jongman, A. (1996). Acoustic and perceptual evidence for complete
5 neutralization of manner of articulation in Korean. *Journal of Phonetics*, 24, 295–312.
- 6
7 Kleber, F., John, T., & Harrington, J. (2010). The implications for speech perception of
8 incomplete neutralization of final devoicing in German. *Journal of Phonetics*, 38, 185–196.
- 9
10 Kharlamov, V. (2012). Incomplete neutralization and task effects in experimentally-elicited
11 speech: Evidence from the production and perception of word-final devoicing in Russian
12 (Doctoral dissertation, University of Ottawa).
- 13
14 Kohler, K. J. (1984). Phonetic explanations in phonology: The feature fortis/lenis. *Phonetica*,
15 31, 150–174.
- 16
17 Kohler, K. J. (2007). Beyond Laboratory Phonology. The phonetics of speech
18 communication, In M.-J. Solé, P. S. Beddor, & M. Ohala (Eds.), *Experimental Approaches*
19 *to Phonology* (pp. 41–53). Oxford: Oxford University Press.
- 20
21 Kohler, K. J. (2012). Neutralization .?! The phonetics–phonology issue in the analysis of
22 word-final obstruent voicing. Manuscript, retrieved February 14th, 2013, from
23 http://www.ipds.uni-kiel.de/kjk/pub_exx/kk2012_3/
- 24
25 Kopkalli, H. (2007). *A phonetic and phonological analysis of final devoicing in Turkish*. Ph.D.
26 dissertation, University of Michigan.
- 27
28 Manelis, L., & Tharp, D. A. (1977). The processing of affixed words. *Memory and Cognition*,
29 5, 690–695.
- 30
31 Mitleb, F. (1981). Temporal correlates of “voicing” and its neutralization in German.
32 *Research in Phonetics*, 2, 173–191. Bloomington, Indiana: Indiana University.
- 33
34 Munson, B. (2007). Lexical access, lexical representation, and vowel production. In J. S. Cole,
35 & J. I. Hualde (Eds.), *Laboratory phonology 9*, (pp. 201–228), Berlin: de Gruyter.
- 36
37 Nielsen, K. (2005). Specificity and Generalizability of Spontaneous Phonetic Imitation.
38 *Proceedings of the 9th International Conference on Spoken Language Processing*,
39 Pittsburgh, USA.
- 40
41 O’Dell, M., & Port, R. (1983). Discrimination of word-final voicing in German. *Journal of*
42 *the Acoustical Society of America*, 73(S1), S31(A).
- 43
44 Palmeri, T. J., Goldinger, S. D., & Pisoni, D. B. (1993). Episodic encoding of voice attributes
45 and recognition memory for spoken words. *Journal of Experimental Psychology: Learning,*
46 *Memory, and Cognition*, 19, 309–28.
- 47
48
49
50
51
52
53
54
55
56
57
58
59
60
61
62
63
64
65

- 1 Perre, L., Midgley, K., & Ziegler, J. C. (2009). When *beef* primes *reef* more than *leaf*:
2 Orthographic information affects phonological priming in spoken word recognition.
3 *Psychophysiology*, 46, 739–746.
- 4
5 Piroth, H. G., & Janker, P. M. (2004). Speaker-dependent differences in voicing and
6 devoicing of German obstruents. *Journal of Phonetics*, 32, 81–109.
- 7
8
9 Pisoni, D. (1997). Some thoughts on ‘normalization’ in speech perception. In K. Johnson, &
10 J. W. Mullennix (Eds.), *Talker Variability in Speech Processing* (pp. 9–32). San Diego:
11 Academic Press.
- 12
13
14 Pitt, M., & McQueen, J. (1998). Is compensation for coarticulation mediated by the lexicon?
15 *Journal of Memory and Language*, 39, 347–370.
- 16
17
18 Port, R., & Crawford, P. (1989). Incomplete neutralization and pragmatics in German.
19 *Journal of Phonetics*, 17, 257–282.
- 20
21
22 Port, R., & Leary, A. (2005). Against formal phonology. *Language*, 81, 927–964.
- 23
24
25 Port, R., & O’Dell, M. (1984). Neutralization of syllable final voicing in German. *Research in*
26 *Phonetics*, 4, 93–134. Bloomington, Indiana: Indiana University.
- 27
28
29 Port, R., & O’Dell, M. (1985). Neutralization of syllable–final voicing in German. *Journal of*
30 *Phonetics*, 13, 455–471.
- 31
32
33 Port, R., Mitleb, F. M., & O’Dell, M. (1984). Neutralization of obstruent voicing in German is
34 incomplete. In A. Koutsoudas (Ed.), *The Application of and Ordering of Grammatical Rules*
35 (pp. 55–73). The Hague: Mouton.
- 36
37
38 Port, R., Mitleb, F., & O’Dell, M. (1981). Neutralization of obstruent voicing in German is
39 incomplete. *Journal of the Acoustical Society of America*, 70(S13), F10.
- 40
41
42 Manaster-Ramer, A. (1996). A letter from an incompletely neutral phonologist. *Journal of*
43 *Phonetics*, 24, 477–489.
- 44
45
46 Repp, B. H. (1979). Relative amplitude of aspiration noise as a voicing cue for syllable-initial
47 consonants. *Language and Speech*, 22, 173–189.
- 48
49
50 Richards, S. A., Whittingham, M. J., & Stephens, P. A. (2011). Model selection and model
51 averaging in behavioural ecology: the utility of the IT-AIC framework. *Behavioral Ecology*
52 *and Sociobiology*, 65, 77–89.
- 53
54
55 Röttger, T., Winter, B., & Grawunder, S. (2011). The robustness of incomplete neutralization
56 in German. In *Proceedings of the 17th International Congress of Phonetic Sciences*. Hong
57 Kong: City University of Hong Kong (pp. 1342–1345).
- 58
59
60 Schneider, W., Eschman, A., & Zuccolotto, A. (2002). *E-Prime reference guide*. Pittsburgh,
61 PA: Psychology Software Tools, Inc.
- 62
63
64
65

- 1 Seidenberg, M. S., & Tanenhaus, M. K. (1979). Orthographic effects on rhyme monitoring.
2 *Journal of Experimental Psychology: Human Learning and Memory*, 5, 546–554.
3
- 4 Sereno, J., & Jongman, A. (1997). Processing of English inflectional morphology. *Memory*
5 *and Cognition*, 25, 425–437.
6
- 7 Simonet, M., Rohena-Madrazo, M., & Paz, M. (2008). Preliminary evidence for incomplete
8 neutralization of coda-liquids in Puerto Rican Spanish. In L. Colantoni, & J. Steele (Eds.),
9 *Selected Proceedings of the 3rd Conference on Laboratory Approached to Spanish*
10 *Phonology*. Somerville, MA: Cascadilla Press, pp. 72-86.
11
- 12 Slowiaczek, L., & Dinnsen, D. (1985). On the neutralizing status of polish word final
13 devoicing. *Journal of Phonetics*, 13, 325–341.
14
- 15 Slowiaczek, L., & Szymanska, H. (1989). Perception of word-final devoicing in polish.
16 *Journal of Phonetics*, 17, 205–212.
17
- 18 Staum Casasanto, L., Jasmin, K., & Casasanto, D. (2010). Virtually Accommodating: Speech
19 rate accommodation to a virtual interlocutor. In S. Ohlsson & R. Catrambone (Eds.),
20 *Proceedings of the 32nd Annual Conference of the Cognitive Science Society* (pp. 127–132).
21 Austin, TX: Cognitive Science Society.
22
- 23 Spiess, A.-N. (2012). qpcR: Modelling and analysis of real-time PCR data. R package version
24 1.3-7.
25
- 26 Trask, R. L. (2007). *Historical Linguistics*. (2nd edition, revised by McColl Millar, R).
27 London: Arnold.
28
- 29 Trubetzkoy, N. S. (1939). *Grundzüge der Phonologie*. Göttingen: Vandenhoeck and
30 Ruprecht.
31
- 32 van Oostendorp, M. (2008). Incomplete devoicing in formal phonology. *Lingua*, 118, 1362–
33 1374.
34
- 35 Vennemann, T. (1968). German Phonology. Ph.D. dissertation, University of California, Los
36 Angeles.
37
- 38 Warner, N., Good, E., Jongman, A., & Sereno, J. (2006). Orthographic versus morphological
39 incomplete neutralization effects. *Journal of Phonetics*, 34, 285–293.
40
- 41 Warner, N., Jongman, A., Sereno, J., & Kemps, R. (2004). Incomplete neutralization and
42 other sub-phonemic durational differences in production and perception: evidence from
43 Dutch. *Journal of Phonetics*, 32, 251–276.
44
- 45 Whalen, D. H. (1991). Infrequent words are longer in duration than frequent words. *Journal*
46 *of the Acoustical Society of America*, 90(4), 2311.
47
- 48 Whalen, D. H. (1992). Further results on the duration of infrequent and frequent words.
49 *Journal of the Acoustical Society of America*, 91(4), 2339–2340.
50
51
52
53
54
55
56
57
58
59
60
61
62
63
64
65

- 1 Wiese, R. (1996). *The Phonology of German*. Oxford: Clarendon Press.
- 2 Wilson, S. M. (2003). A phonetic study of voiced, voiceless and alternating stops in Turkish.
3 *CRL Newsletter*, Volume 15 No.1, April 2003.
- 4 Weitzman, R. A. (1984). Seven treacherous pitfalls of statistics, illustrated. *Psychological*
5 *Reports*, 54, 355-363.
- 6 Winter, B. (2011). Pseudoreplication in phonetic research. *Proceedings of the International*
7 *Congress of Phonetic Science* (pp. 2137-2140). Hong Kong, August 2011.
- 8 Winter, B., & Röttger, T. (2011). The nature of incomplete neutralization in German. *Grazer*
9 *Linguistische Studien*, 76, 55-74.
- 10 Wright, R. A. (2004). Factors of lexical competition in vowel articulation. In J. J. Local, R.
11 Ogden, & R. Temple (Eds.), *Laboratory phonology* 6, (pp. 26–50), Cambridge: Cambridge
12 University Press.
- 13 Yu, A. C. L. (2007). Understanding near mergers: the case of morphological tone in Cantonese.
14 *Phonology*, 24, 187–214.
- 15 Ziegler, J. C., & Ferrand, L. (1998). Orthography shapes the perception of speech: The
16 consistency effect in auditory word recognition. *Psychonomic Bulletin and Review*, 5, 683–
17 689.
- 18 Zifonun, G., Hoffmann, L., Strecker, B., Ballweg, J., Brauße, U., Breindl, E., Engel, U.,
19 Frosch, H., Hoberg, U., & Vorderwülbecke, K. (1997). *Grammatik der deutschen Sprache*
20 (Band 1). Berlin: de Gruyter.
- 21
22
23
24
25
26
27
28
29
30
31
32
33
34
35
36
37
38
39
40
41
42
43
44
45
46
47
48
49
50
51
52
53
54
55
56
57
58
59
60
61
62
63
64
65

Appendix A: critical stimuli of E1

	[+voice]		[-voice]		PLACE
1					
2					
3					
4					
5	Blode	[blo:də]	Blote	[blo:t ^h ə]	alveolar
6					
7					
8	Drude	[dʁu:də]	Drute	[dʁu:t ^h ə]	alveolar
9					
10	Flabe	[fla:bə]	Flape	[fla:p ^h ə]	bilabial
11					
12					
13	Frade	[fʁa:də]	Frate	[fʁa:t ^h ə]	alveolar
14					
15	Froge	[fʁo:gə]	Froke	[fʁo:k ^h ə]	velar
16					
17	Frube	[fʁu:bə]	Frupe	[fʁu:p ^h ə]	bilabial
18					
19	Gage	[ga:gə]	Gake	[ga:k ^h ə]	velar
20					
21					
22	Gaude	[gaʊdə]	Gaute	[gaʊt ^h ə]	alveolar
23					
24	Gobe	[go:bə]	Gope	[go:p ^h ə]	bilabial
25					
26					
27	Griede	[gʁi:də]	Griete	[gʁi:t ^h ə]	alveolar
28					
29	Jiede	[ji:də]	Jiete	[ji:t ^h ə]	alveolar
30					
31	Klabe	[kla:bə]	Klape	[kla:p ^h ə]	bilabial
32					
33					
34	Mube	[mu:bə]	Mupe	[mu:p ^h ə]	bilabial
35					
36	Nauge	[naʊgə]	Nauke	[naʊk ^h ə]	velar
37					
38	Priege	[pʁi:gə]	Prieke	[pʁi:k ^h ə]	velar
39					
40	Pruge	[pʁu:gə]	Pruke	[pʁu:k ^h ə]	velar
41					
42					
43	Quade	[kva:də]	Quate	[kva:t ^h ə]	alveolar
44					
45					
46	Quobe	[kwo:bə]	Quope	[kwo:p ^h ə]	bilabial
47					
48					
49	Roge	[ʁo:gə]	Roke	[ʁo:k ^h ə]	velar
50					
51	Schmaube	[ʃmaʊbə]	Schmaupe	[ʃmaʊp ^h ə]	bilabial
52					
53	Schriege	[ʃʁi:gə]	Schrieke	[ʃʁi:k ^h ə]	velar
54					
55	Schuge	[ʃu:gə]	Schuke	[ʃu:k ^h ə]	velar
56					
57					
58	Stauge	[ʃtaʊgə]	Stauke	[ʃtaʊk ^h ə]	velar
59					
60	Wiebe	[vi:bə]	Wiepe	[vi:p ^h ə]	bilabial
61					
62					
63					
64					
65					

Appendix B: critical stimuli of E2 and E3 (in bold)

[+voice]		[-voice]		PLACE
Bauge	[baʊgə]	Bauke	[baʊk^hə]	velar
Bege	[be:gə]	Beke	[be:k ^h ə]	velar
Blebe	[ble:bə]	Blepe	[ble:p^hə]	bilabial
Bloge	[blo:də]	Bloke	[blo:t^hə]	velar
Dage	[da:gə]	Dake	[da:k ^h ə]	velar
Dabe	[da:bə]	Dape	[da:p ^h ə]	bilabial
Diege	[di:gə]	Dieke	[di:k ^h ə]	velar
Dobe	[do:bə]	Dope	[do:p^hə]	bilabial
Drube	[dʁu:bə]	Drupe	[dʁu:p^hə]	bilabial
Duge	[du:gə]	Duke	[du:k ^h ə]	velar
Fage	[fa:gə]	Fake	[fa:k^hə]	velar
Faube	[faʊbə]	Faupe	[faʊp ^h ə]	bilabial
Flabe	[fla:bə]	Flape	[fla:p ^h ə]	bilabial
Flebe	[fle:bə]	Flepe	[fle:p^hə]	bilabial
Frebe	[fʁe:bə]	Frepe	[fʁe:p ^h ə]	bilabial
Froge	[fʁo:gə]	Froke	[fʁo:k^hə]	velar
Frobe	[fʁo:bə]	Frobe	[fʁo:p ^h ə]	bilabial
Frube	[fʁu:bə]	Frupe	[fʁu:p ^h ə]	bilabial
Gage	[ga:gə]	Gake	[ga:k ^h ə]	velar
Gaube	[gaʊbə]	Gaupe	[gaʊp^hə]	bilabial
Gauge	[gaʊgə]	Gauke	[gaʊk ^h ə]	velar
Glege	[gle:gə]	Gleke	[gle:k^hə]	velar
Gliebe	[gli:bə]	Gliepe	[gli:p^hə]	bilabial
Gobe	[go:bə]	Gope	[go:p ^h ə]	bilabial

1
2
3
4
5
6
7
8
9
10
11
12
13
14
15
16
17
18
19
20
21
22
23
24
25
26
27
28
29
30
31
32
33
34
35
36
37
38
39
40
41
42
43
44
45
46
47
48
49
50
51
52
53
54
55
56
57
58
59
60
61
62
63
64
65

Griebe	[gʁi:bə]	Griepə	[gʁi:pʰə]	bilabial
Hege	[he:gə]	Heke	[he:kʰə]	velar
Klabe	[kla:bə]	Klape	[kla:pʰə]	bilabial
Krobe	[kʁo:bə]	Krope	[kʁo:pʰə]	bilabial
Miebe	[mi:bə]	Miepe	[mi:pʰə]	bilabial
Naube	[naʊbə]	Naupe	[naʊpʰə]	bilabial
Nauge	[naʊgə]	Nauke	[naʊkʰə]	velar
Nuge	[nu:gə]	Nuke	[nu:kʰə]	velar
Priege	[pʁi:gə]	Prieke	[pʁi:kʰə]	velar
Pruge	[pʁu:gə]	Pruke	[pʁu:kʰə]	velar
Roge	[ʁo:gə]	Roke	[ʁo:kʰə]	velar
Schlabe	[ʃla:bə]	Schlape	[ʃla:pʰə]	bilabial
Schmaube	[ʃmaʊbə]	Schmaupe	[ʃmaʊpʰə]	bilabial
Schriege	[ʃʁi:gə]	Schrieke	[ʃʁi:kʰə]	velar
Schuge	[ʃu:gə]	Schuke	[ʃu:kʰə]	velar
Spage	[ʃpa:gə]	Spake	[ʃpa:kʰə]	velar
Stauge	[ʃtaʊgə]	Stauke	[ʃtaʊkʰə]	velar
Strege	[ʃtʁe:gə]	Streke	[ʃtʁe:kʰə]	velar
Sube	[zʊ:bə]	Supe	[zʊ:pʰə]	bilabial
Triege	[tʁi:gə]	Trieke	[tʁi:kʰə]	velar
Wiebe	[vi:bə]	Wiepe	[vi:pʰə]	bilabial
Wube	[vu:bə]	Wupe	[vu:pʰə]	bilabial
Wuge	[vu:gə]	Wuke	[vu:kʰə]	velar
Zebe	[tse:bə]	Zepe	[tse:pʰə]	bilabial