



THE UNIVERSITY *of* EDINBURGH

Edinburgh Research Explorer

Entropy production and self-organized (sub)criticality in earthquake dynamics

Citation for published version:

Main, IG & Naylor, M 2010, 'Entropy production and self-organized (sub)criticality in earthquake dynamics' Philosophical Transactions A: Mathematical, Physical and Engineering Sciences, vol. 368, no. 1910, pp. 131-144. DOI: 10.1098/rsta.2009.0206

Digital Object Identifier (DOI):

[10.1098/rsta.2009.0206](https://doi.org/10.1098/rsta.2009.0206)

Link:

[Link to publication record in Edinburgh Research Explorer](#)

Document Version:

Peer reviewed version

Published In:

Philosophical Transactions A: Mathematical, Physical and Engineering Sciences

Publisher Rights Statement:

Published in Philosophical Transactions of the Royal Society A: Mathematical, Physical & Engineering Sciences by the Royal Society (2010)

General rights

Copyright for the publications made accessible via the Edinburgh Research Explorer is retained by the author(s) and / or other copyright owners and it is a condition of accessing these publications that users recognise and abide by the legal requirements associated with these rights.

Take down policy

The University of Edinburgh has made every reasonable effort to ensure that Edinburgh Research Explorer content complies with UK legislation. If you believe that the public display of this file breaches copyright please contact openaccess@ed.ac.uk providing details, and we will remove access to the work immediately and investigate your claim.



This is the author's final draft as submitted for publication. Final version was published in *Philosophical Transactions of the Royal Society A* (2010)

Cite As: Main, IG & Naylor, M 2010, 'Entropy production and self-organized (sub)criticality in earthquake dynamics' *Philosophical Transactions of the Royal Society A: Mathematical, Physical & Engineering Sciences*, vol 368, no. 1910, pp. 131-144.

DOI: 10.1098/rsta.2009.0206

Made available online through Edinburgh Research Explorer

Entropy production and self-organized criticality in earthquake dynamics

Ian G. Main and Mark Naylor

University of Edinburgh, School of GeoSciences, Grant Institute, West Mains Road,
Edinburgh EH9 3JW, UK.

ian.main@ed.ac.uk, mark.naylor@ed.ac.uk

Three-line summary. We test the hypothesis that maximum entropy production is a potential thermodynamic driver for self-organised criticality in earthquake dynamics. The result is positive, with the caveat that the MEP state is near but just below the strict critical point, where system memory in the form of fractal patterns in the strain field emerge as a consequence of a finite order parameter.

Media Abstract. Reliable earthquake prediction remains the 'holy grail' of seismology. For now the research frontier remains probabilistic: can we forecast the population dynamics better than a series of random events with aftershocks? We apply methods developed in thermodynamics to the problem of earthquake population dynamics, using a simple computer model that reproduces many of the characteristics

of real earthquake populations. The system, in the absence of other constraints, tunes itself spontaneously to a near-critical state where individual events are inherently difficult, if not impossible, to predict reliably, but there may be some forecasting power at a lower level of probability.

Summary.

We derive an analytical expression for entropy production in earthquake populations based on Dewar's formulation, including gradient (tectonic forcing) and fluctuation (earthquake population) terms, and apply it to the Olami-Feder-Christensen (OFC) numerical model for earthquake dynamics. Assuming the commonly-observed power-law rheology between driving stress and remote strain rate, we test the hypothesis that maximum entropy production is a thermodynamic driver for self-organized 'criticality' (SOC) in the model. Maximum entropy production occurs when the global elastic strain is near-critical, with small relative fluctuations in macroscopic strain energy expressed by a low seismic efficiency, and broad-bandwidth power-law scaling of frequency and rupture area. These phenomena, all as observed in natural earthquake populations, are hallmarks of the broad conceptual definition of SOC, (which includes self-organizing systems in a near but strictly sub-critical state). In this state the strain field retains some memory of past events, expressed as coherent 'domains', implying a degree of predictability, albeit strongly limited in practice by the proximity to criticality and our inability to map the stress field at an equivalent resolution to the numerical model.

Key words: Maximum entropy production, self-organized criticality, earthquakes.

Introduction

The maximum entropy principle is useful in determining the underlying distribution of energy states at equilibrium in a variety of physical systems with known macroscopic constraints (Jaynes, 1957). In general this results in a probability density distribution of the Boltzmann form $p(E) \sim g(E)e^{-E/kT}$, where g is the degeneracy of states, k is Boltzmann's constant and T is temperature. In recent years it has been suggested that the maximum entropy principle may also hold for some far-from equilibrium, steady-state, dissipative systems. For example the twin constraints of finite tectonic energy flux and the fact that source rupture area is confined to a near-two dimensional fractal set of potential fault rupture surfaces implies a gamma frequency distribution of radiated energy E_S , of the form $p(E_S) \sim E_S^{-B-1}e^{-E_S/\theta}$, where B is a power-law exponent and θ is a characteristic energy (Main & Burton, 1984; Main, 1996). For self-similar ruptures radiated energy is related to rupture area by $E_S \sim A^{3/2}$, so $p(A) \sim A^{-b-1}e^{-(A/\theta_A)^{3/2}}$, where $b = \frac{3}{2}B$ is equal to the Gutenberg-Richter exponent b in the frequency (F) magnitude (m) relation $\log_{10} F = a - bm$ (Kanamori & Anderson, 1975; Turcotte, 1997). Additional constraints may be appropriate e.g. angular momentum or enstrophy are commonly used in fluid systems, and may be appropriate in modeling solid state flow in the whole earth system, but these are negligible in terms of the brittle field plate tectonic forcing we investigate here.

Real data on regional earthquake populations (Kagan, 1997) do commonly show a gamma distribution of scalar seismic moment (the product of the rigidity, rupture area and average slip) a source parameter proportional to the radiated energy. However, it can be hard to pin down θ , which depends on the distribution of extreme

events that may not have been recorded in current time-limited data sets (Main et al., 2008), far less converged to a stable central limit (Naylor et al., 2009a) given correlations in the data and Poisson errors in counting integer frequencies associated with a finite temporal sample (Greenhough & Main, 2008). In the absence of a good statistical fit to time-limited earthquake data sets, an upper bound can be estimated from the tectonic deformation release rates as a constraint (Main & Burton, 1984). Tectonic deformation rates are in fact remarkably stationary, testament to the relatively constant slow forcing due to plate tectonics operating on scales of millions of years (DeMets, 1994).

The power law component of the gamma distribution holds over a very wide bandwidth of scales, implying large θ . Broad-band scale invariance is one of the most important hallmarks of self-organized criticality, as defined by Bak, Tang & Wiesenfeld, (1987), and first applied to earthquake models by Bak & Tang (1989). However, the converse is not true, i.e. power laws can also arise from systems that are not near critical (Reid & Hughes, 2002), and commonly arise in turbulence in the inertial range, in a state very far from SOC. ‘Self-organized criticality’ is not a precisely defined concept but other key hallmarks relevant to the earthquake problem (summarized by Main, 1996) include a constant forcing (tectonic strain) rate, (consistent with palaeomagnetic and modern satellite data, DeMets, 1994); a system that has already self-organized to a state of near-critical stress everywhere, not just at mega-faults (consistent with man made stress perturbations inducing seismicity remote from plate boundaries, Gupta & Chadha, 1995); and small fluctuations about the near-critical state (consistent with the relatively low stress drop observed at all magnitudes, Abercrombie and Leary, 1993). The main current debate is not whether or not SOC (albeit defined in this loose way) is a stationary state with no

predictability of individual events, or there remain systematic fluctuations about this state in an ‘intermittently critical’ state that could lead to the possibility of forecasting individual events in advance, above that expected by say a temporally random process with aftershocks. Here we address a different question – what might determine how close the system average is to the critical point, and hence how predictable might we expect the system to be as it fluctuates around that state?

For at least some non-equilibrium systems the maximum entropy solution occurs where entropy *production* is also an extremum. For example, in a linear, near-equilibrium system, such as heat conduction through a solid with fixed temperatures at its boundaries and few degrees of freedom, it can be shown that the entropy production rate is a minimum (Nicolis & Prigogine, 1989; Kleidon & Lorenz, 2005). In contrast, when heat is transported by convection in a fluid, the effective heat conductivity of the medium becomes a variable that depends on the fluid velocity, which in turn depends on a temperature gradient that is no longer fixed. This inherent non-linearity in a system maintained in a steady state, far from equilibrium, with feedback, open boundary conditions and many degrees of freedom, can result instead in a steady state of maximum entropy production, MEP, (Kleidon & Lorenz, 2005; Whitfield, 2005). For example the temperature profile predicted by MEP is consistent with that of the atmospheres on Earth, Mars, and Titan, and perhaps that of mantle convection (Paltridge, 1978; Ozawa et al., 2003). Critical in this analysis is the ability of the atmosphere to self-tune its effective thermal conductivity.

Dewar (2003, 2005) attempted to generalize the maximum entropy production hypothesis to non-thermal systems, deriving a specific generic formulation for information entropy production that includes equivalent gradient, flux and fluctuation terms to the thermodynamic equivalents, and is a corollary of the maximum entropy

principle under a given set of constraints. Using this theoretical approach, he was the first to connect a maximum in information entropy production to self-organized criticality. For example in the classical sand-pile model (Bak et al, 1987), he showed the MEP solution for a constant slow forcing rate ('grain' rate) implied a divergence of the scale of fluctuations (equivalent to θ defined above), one of the key hallmarks of SOC.

In fact it has long been suggested that MEP applies to many physical, chemical and biological systems under specific conditions (reviewed by Martyushev & Seleznev, 2006). These authors also explain that MEP is not a generic probabilistic solution, in the sense that it is always subordinate to stronger macroscopic constraints – it is not a 'principle' as such. Explicitly they state that 'attempts to derive the maximum entropy principle have so far been unconvincing because they often involve additional hypotheses'. Frederiksen and O'Kane (2008) suggest that this is not surprising, since far from equilibrium phenomena are often characterized by multiple stationary states and hysteresis. Martyushev and Seleznev (2006) also explain the apparent paradox that minimum entropy production can be viewed as the maximum *possible* entropy production rate for a system otherwise strongly constrained to be near equilibrium, e.g. heat conduction in a solid. They provide a historical perspective that provides examples of earlier and alternate mathematical treatments to that of Dewar, and highlight the connection between MEP and self-organized criticality as a promising current line of inquiry.

Before exploring this is it useful to explicitly restate what the concept of 'self-organized criticality' as coined by Bak, Tang & Wiesenfeld (1986) involves. Their idea was that threshold systems, driven far-from equilibrium by a constant flux, could spontaneously organize itself (without tuning) to a 'critical' state i.e. always near the

threshold for system sized failure, characterized by an order parameter (e.g. change in angle of repose in an avalanche or stress drop in an earthquake) near zero, a diverging correlation length (e.g. in avalanche or rupture area), and associated broad-band scale-invariance leading to power law scaling statistics (Main, 1996). Finite order parameters or correlation lengths allowed in this slightly loose definition of SOC may be due to finite-sized effects (in which case the system really is at a thermodynamic ‘critical’ point), or to near but strictly sub-critical behaviour.

Main & Naylor (2008) previously explored the connection between MEP and SOC in model and natural seismicity. They defined entropy production in terms of the ratio of strain energy flux and a ‘temperature term’ not related to heat (particle velocity) but instead to fluctuations in the local strain energy field on a fixed lattice (Rundle et al., 1995; Main et al. 2000, Sornette, 2006, section 7.4). Main & Naylor (2008) then applied this to the non-conservative Olami, Feder & Christensen (1992), OFC, numerical model for earthquakes, which includes an additional degree of freedom in terms of local stress dissipation, and used it to show that MEP occurs strictly in a state of self-organized sub-criticality, consistent with all of the key aspects of natural seismicity quoted above, as well as the general observation $b \approx 1$.

In this paper we repeat the analysis of Main & Naylor (2008), but using Dewar’s (2003, 2005) broader definition for entropy production applied to a non-conservative system. We first show that at steady state the gradient and flux terms in the OFC model are in fact equal, and hence that the conclusions of Main & Naylor (2008) are robust with respect to this difference in definition. We then show how the degree of dissipation affects the spatial, temporal and rupture frequency-size distributions in the transition from maximum to minimum entropy production as the conservation parameter is increased to its critical value of unity in the OFC model. The precise

critical point, defined for an infinite system by diverging rupture area (or correlation length) and zero seismic efficiency (a dimensionless ‘order’ parameter defined by the ratio of stress drop to average stress) is in a state of minimum entropy production, associated with a high ‘temperature term’, a memory-less strain energy field with no predictability, and Boltzmann temporal fluctuations in the macroscopic strain energy field. MEP by contrast occurs in a near but strictly sub-critical state, when there is some memory of past events in the form of correlated ‘domains’, a component of quasi-periodic ‘saw tooth’ fluctuations in macroscopic strain, low but finite seismic efficiency or stress drop, and broad-band scale invariance with an exponent b near the observed value of 1, all as seen in natural seismicity.

The OFC Model

The OFC model is a square lattice model of q elements, where each cell i represents a block connected to its nearest neighbors by a connecting spring with a spring constant K_C (Olami, Feder & Christensen, 1992, their fig. 1). These blocks rest on a flat plate and are driven at constant strain rate through leaf springs of length l_0 and stiffness k_L which connect them to an upper plate. The two plates represent the sides of the fault zone. Each cell is initialized with a random scalar strain ε_i . Strain is then accumulated at a constant velocity from the driving plate until a cell reaches its failure stress ε_i^F , at which point the cell ruptures, resets its strain and redistributes a proportion of its strain $\Delta\varepsilon = \alpha\varepsilon_i = \beta\varepsilon_i/4$, to its 4 nearest neighbors, where $\alpha = K_C/(K_L + 4K_C)$ is the elastic parameter of the OFC model and $\beta = 4\alpha$ is a conservation factor (of local strain). For complete conservation at finite K_C , $\beta = 1; K_L = 0$. If any of these neighboring cells are now above threshold, they too

rupture in the same manner until no cells are above threshold. We allow only one event to nucleate in a given time step, equivalent to a condition of slow forcing rate. In accordance with the original OFC model, cells which have been ruptured can accumulate stress from subsequent updates in the same rupture propagation event: i.e. a cell, once ruptured and reset, heals immediately. This introduces a stochastic roughening of the strain field behind the rupture front that is a source of strong spatial fluctuations that increasingly ‘wipe’ the memory of the rupture as a coherent domain as β increases (Naylor & Main, 2008). We use a spatially uniform fault with $\varepsilon_i^F = 1$ for all $q = 200 \times 200$ cells, and assign a local reset value of $\varepsilon_i = 0$.

Entropy Production Rate

Using the constraints of unit probability, and assuming a stationary state (averaged over the long term) of constant internal energy and mass, and constant energy and mass flux applied to the boundary of a system, Dewar (2003) used the maximum entropy technique applied to path integrals for a Hamiltonian system to derive a general formula for information entropy production in an open, dissipative, non-equilibrium, steady-state system. For a system with a constant forcing rate F , a forcing gradient $\nabla \mathcal{G}$, and an output flux Q at inverse temperature \mathcal{G} , the entropy production rate is

$$\frac{dS}{dt} = \int_{\mathcal{V}} (F \cdot \nabla \mathcal{G} + \mathcal{G}Q) \quad . \quad (1)$$

The first term describes rate of the entropy production for the system’s fluxes and can be interpreted as a product of input fluxes and their conjugate forces. The second term relates to the entropy production due to the fluctuations, as an analogue for heat flow out of the system. For the sand pile the relevant input flux term is the mass flux of

sand particles added to the pile ('grain' rate), and the flux or forcing term F is proportional to the slope of the sand pile (Dewar, 2005).

Explicitly ignoring fluctuations about the long-term average state, and using the same constraints as those to define equation (1), Dewar (2003) then shows that the maximum probability path, taking into account both reversible and irreversible components, is one of maximum entropy production [implicitly subject, as Martyushev and Seleznev (2006) noted later, to additional constraints when they are present]. Dewar (2003) also showed that, in the limit of low driving rate, MEP is associated with a divergence in the variance of the magnitude of the output flux, a 'characteristic signal of self-organized criticality' with occasional system-size avalanche events (2003, 2005). The derivation of MEP is such that it applies only to the statistical properties of the (long-term averaged) stationary state, and not to the individual fluctuations we may otherwise wish to predict. It is therefore more useful in our example in addressing questions such as 'what is the probabilistic seismic hazard based on stationary plate tectonics' rather than 'when is the next big earthquake'.

In the two-dimensional version of the OFC model the input flux is determined by the constant strain rate $d\varepsilon/dt$ from the driving velocity applied to an upper plate. Thus we can replace the forcing term F by a term proportional to $d\varepsilon/dt$ (analogous to the mass flux in the sandpile). The most appropriate conjugate gradient term $\nabla\mathcal{G}$ is then proportional to the average strain on the leaf springs $\langle\varepsilon\rangle$ (analogous to the slope in the sandpile). The integration over the volume V in (1) is replaced by a sum over the area A represented by the q elementary blocks on the fault plane in the OFC model. The forcing term (strain energy flux averaged over many cycles) is then

$$F = qK_L \langle\varepsilon\rangle l_0 d\varepsilon/dt .$$

The energy associated with the fluctuations (earthquakes) is

$$Q = \frac{\Delta N}{\Delta t} \frac{\langle E_s \rangle}{\eta} , \quad (2)$$

where $\Delta N / \Delta t$ is the seismic event rate, $\langle E_s \rangle$ is the mean radiated energy per event for the earthquake population, and η is the seismic efficiency, defined by $E_s = \eta E$, where E is the average strain energy held in the crust over time. For elastic radiation the seismic efficiency is related to stress drop $\Delta\sigma$ and the mean stress (average of stresses at and after failure) $\langle \sigma \rangle$ by $\eta = 0.5\Delta\sigma / \langle \sigma \rangle$. It is possible that other constraints may be useful in geodynamic problems in general, e.g. in heat flux, momentum, angular momentum, enstrophy etc., but these are not present in the linear elastic, massless OFC model, and not possible to analyse using the recorded properties of earthquakes addressed here, which we show can be explained solely from considering the energy flux and internal energy terms.

We quantify an appropriate ‘temperature term’ \mathcal{G} in terms of local fluctuations in the strain energy field, determined in turn by local differences in the leaf spring strain. There are twice as many connecting springs as block elements in the two-dimensional OFC model, so the temperature term representing the local fluctuations in strain energy on the fault plane, averaged over the q cells in the cellular automaton, is then

$$\mathcal{G} = \left(\frac{1}{2} K_L \langle \varepsilon^2 \rangle + K_C \langle \delta\varepsilon^2 \rangle \right) l_0^2 . \quad (3)$$

The driving plate is assumed rigid, so that its internal stiffness is infinite, $K_C^{plate} = \infty$, and hence $\mathcal{G}_{plate}^{-1} = 0$. The gradient term is then $\nabla \mathcal{G}^{-1} = (\mathcal{G}^{-1} - \mathcal{G}_{plate}^{-1}) / l_0 = \mathcal{G}^{-1} / l_0$.

Including the Boltzmann term k to retain appropriate dimensions, entropy production is then

$$\frac{1}{k} \frac{\Delta S}{\Delta t} = \frac{qK_L \langle \varepsilon \rangle \frac{d\varepsilon}{dt} l_0^2 + \frac{\Delta N \langle E_s \rangle}{\Delta t \eta}}{\mathcal{G}} \quad (4)$$

At steady state, Main & Naylor (2008) showed that

$$qDK_L \langle \varepsilon \rangle \frac{d\varepsilon}{dt} l_0^2 = \frac{\Delta N \langle E_s \rangle}{\Delta t \eta} \quad (5)$$

Empirically, the driving stress is related to strain rate in Earth materials under semi-brittle conditions across a wide range of scales by a power law $d\varepsilon/dt = C\sigma^n = D(K_L \langle \varepsilon \rangle)^n$ where C , D and the exponent n are constants for a given medium, with n estimated to be in the range 2-6 [Carter and Kirby, 1978; Newman and White, 1997]. Applying this to equations (4) and (5) yields

$$\frac{1}{k} \frac{\Delta S}{\Delta T} = \frac{2qD(K_L \langle \varepsilon \rangle)^n l_0^2}{\mathcal{G}} = \frac{2 \frac{\Delta N \langle E_s \rangle}{\Delta t \eta}}{\mathcal{G}} \quad (6)$$

Apart from the factor 2, this is identical to equation (5) in Main & Naylor (2008), reflecting the fact that, for this problem at steady state, $\int_V F \cdot \nabla \mathcal{G} = \int_V \mathcal{G} Q$. It follows that all of the main results of Main & Naylor (2008) are robust with respect to this change. We now explore these in more detail.

MEP and self-organized (sub) criticality

Figure 1 shows the mean rupture area, seismic efficiency and entropy production as a function of the reduced temperature term $(\mathcal{G} - \mathcal{G}_c)/\mathcal{G}_c$ and conservation factor β . Apart from finite size effects (finite q) the mean rupture area diverges and the seismic efficiency tends to zero as $\mathcal{G} \rightarrow \mathcal{G}_c$; $\beta \rightarrow 1$. The mean rupture area is potted as an analogue for the correlation length of rupture. The seismic efficiency is by

definition a dimensionless measure of the difference in energy between ‘broken’ and ‘intact’ phases. It is therefore an appropriate ‘order parameter’ (Stanley, 1971), analogous to the density contrast between liquid and vapour phases at the critical point. Diverging correlation length and zero order parameter (apart from finite size effects associated with the model boundary) define a precise critical point at $g = g_c$; $\beta = 1$ in Figure 1.

We find entropy production is a maximum for $0.60 < \beta < 0.85$, depending on the value of the non-linear exponent n (Fig. 1c), with more ‘brittle’ behaviour (higher n) corresponding to a more critical system. Thus MEP occurs in a near but strictly *sub*-critical state, with large but finite correlation length and low but finite order parameter near the critical point. Entropy production is a local minimum at $\beta = 0$, and an absolute minimum at the critical point $\beta = 1$. From equation (6) the zero entropy production at $\beta = 1$ is a consequence of the extreme case $K_L = 0$ (equivalent to zero rigidity modulus and $\eta \rightarrow 0$ in an infinite system). This property of the conservation factor (for which there is no equivalent in the conservative sand pile model) explains why MEP occurs slightly below the critical point for the OFC earthquake model, rather than at the critical point in the sandpile model (Dewar, 2005). Here the attractor is strictly in a state of self-organised (sub)-criticality.

Memory and a potential mechanism for characteristic earthquakes

Figure 2 shows how increasing conservation factor results in a steady decline in memory of past events in the transition from maximum to minimum entropy production as $\beta \rightarrow 1$. The memory is expressed as long-lived correlated domains of cells with equal strain, separated by ‘domain walls’ with much stronger local strain gradient where most of the strain energy in the connecting springs is contained at

relatively low ϑ . This solution is energetically favourable since the self-organization at low ϑ minimizes the macroscopic energy held in the connecting springs by self-tuning to have a large proportion of neighbouring blocks with the same strain. This has direct analogues in the Ising model for magnetism below the Curie temperature (Bruce & Wallace, 1989, their fig 8.2).

For intermediate β there is a strong memory of previous large ruptures, resulting in a tendency for a similar large rupture to occur in the future as the load is increased. This is consistent with the hypothesis of spatially ‘characteristic’ earthquakes, where similar extreme events are thought to repeat because of persistent asperities or barriers along the fault plane, analogous to the ‘domain walls’ of high strain gradient in Fig 2. In this sense the future event ‘knows’ how big it is going to be once nucleated. As the conservation factor and temperature term increases, the spatial field becomes increasingly random due to the re-rupturing mechanism, until the spatial memory completely disappears at the critical point $\vartheta = \vartheta_C$; $\beta = 1$.

Figure 3 shows the time series for the macroscopic strain for the same values of ϑ and β as in Figure 2. The spatial memory also results in quasi-periodic ‘saw-tooth’ fluctuations in macroscopic strain that gradually disappear as $\vartheta \rightarrow \vartheta_C$; $\beta \rightarrow 1$, a property first noted by Janosi & Keresz (1993). The combination of repetition of rupture on a persistent large fault segment and quasi-periodic recurrence was used to define the concept of a ‘characteristic’ earthquake (Schwartz & Coppersmith, 1984), based on comparison of earthquake recurrence estimated from catalogues and on longer timescales by geological estimates of repeated slip of similar amount on exposed fault traces. At the critical point the fluctuations in macroscopic strain that determine the seismic efficiency also diminish in amplitude and become more

Boltzmann-like (Fig. 3), indicating that the temporal as well as the spatial predictability diminish as $\mathcal{G} \rightarrow \mathcal{G}_c$; $\beta \rightarrow 1$.

In analysis of real data the concept of characteristic earthquakes remains controversial however. The recent Parkfield earthquake in California was an acknowledged failure of the hypothesis in prospective mode (Bakun et al., 2005), and a larger test based on forecasts made in 1980 failed to reject the null hypothesis of spatially localized but temporally random occurrence (Kagan & Jackson, 1991). Another aspect of the characteristic earthquake model is the elevated occurrence of large events compared to the Gutenberg-Richter trend at low and intermediate magnitude (Schwartz & Coppersmith, 1984). Recently Naylor et al. (2009b) demonstrated that very large samples would be required to reject the null hypothesis of a Gutenberg-Richter frequency-magnitude law, in favour of the characteristic earthquake model, due to integer counting errors for finite temporal samples. Thus while MEP provides a possible theoretical mechanism for characteristic earthquakes and a degree of predictability, in practice this may be hard to establish in natural data due to the proximity to criticality, a lack of direct observation of the stress field with the kind of resolution shown in Figure 2, and to sampling uncertainties. For further discussion of the implications of self-organized criticality for earthquake predictability see the Nature website debate at:

www.nature.com/nature/debates/earthquake/equake_frameset.html

Distribution of fluctuations: rupture area

Figure 4 shows the frequency-rupture area statistics for different values of the conservation factor. When $0.60 < \beta < 0.85$ it has previously been reported that the Gutenberg-Richter b -value is relatively stable near the observed value $b \approx 1$ (Lise &

Paczuski, 2001) when the model is driven to steady state. This is confirmed by Fig. 4, with b closest to unity when $\beta = 0.7$ and 0.8 . The b -value drops sharply thereafter, as the largest events reduce the space available for smaller events. A strong finite size effect is introduced as $\beta \rightarrow 1$, manifest by curvature in the frequency statistics for large rupture area (Boulter & Millier, 2003). Note the increasing scatter due to the increasing ‘counting error’ for the rarer largest events, consistent with the analysis by Greenhough & Main (2008).

Discussion

The ability of a system to achieve any extremum principle is dependent on there being sufficient degrees of freedom for the system to exploit in exploring the phase space. In this paper the analogue to the thermal conductivity term as a degree of freedom is the conservation factor β , which in turn depends on the spring stiffness ratio. For $0 \leq K_C / K_L \leq \infty$, $0 \leq \beta \leq 1$. In this model the connecting springs have the same stiffness parallel and perpendicular to the slip direction. In the slip direction the connecting springs deform only axially in the conceptual model and the leaf springs only in shear. Hence the ratio of spring stiffness in the driving direction (connecting to leaf spring ratio) is equivalent to the ratio of axial modulus on the fault to shear modulus in the surrounding medium. For a Poisson solid the ratio of axial to shear modulus is around three, equivalent to a compressional to shear wave velocity ratio of $\sqrt{3}$, a Poisson’s ratio of 0.25 , and $\beta = 12/13$, i.e. a value closer to the critical point than the MEP solution in Fig 1 for the range of n shown. For a given rock type seismic velocity and Poisson’s ratio vary significantly with crack density (Walsh, 1965; Kachanov, 1986). The crack density is much higher on or near the fault than around it leading to velocity contrasts of $5\text{-}15\%$ at typical earthquake nucleation depths (Ben

Zion et al., 2007). This is consistent with a softening of K_C relative to K_L (on the order of 10-32%) providing a mechanism for reducing β in the approach to the MEP solution, and moving the system away from the strict critical point.

A big limitation of the OFC model is to assume the fault plane has already localized to a 2D plane. In future work it would be interesting to see how softening associated with damage may also be a mechanism for MEP as a driver for deformation localizing from an initially intact body into a macroscopic fault plane (e.g. as in the modified fuse network model of Cowie et al., 1993).

Conclusion

We have derived an expression for the entropy production rate for the OFC model for earthquake populations using Dewar's formulation, including both input forcing and output energy flux terms. At steady state the two are equal for the OFC model, so previous conclusions using only the output flux term remain robust. Assuming the commonly-observed power-law feedback between remote boundary stress and strain rate at steady state, the model maximizes entropy production in a near but strictly sub-critical state, with a low but finite seismic efficiency (order parameter), an upper magnitude cut-off (related to the correlation length of ruptured domains) that is large but finite. The diminishing order parameter and diverging correlation length formally identify a critical point where the conservation factor $\beta = 1$. The MEP solution exhibits the universally-observed Gutenberg-Richter b -value of around 1 in frequency-magnitude data. In this state the model stress field organizes into coherent domains, providing a physical mechanism for retaining a finite memory of past events, with quasi-periodic 'saw-tooth' fluctuations in macroscopic strain, implying a finite degree of predictability, albeit strongly limited theoretically by the proximity to

criticality and practically by the difficulty of directly observing Earth's stress field at an equivalent resolution.

Acknowledgement. MN was funded by EPSRC grant GR/T11753/01 as part of the NANIA project <http://www.ph.ed.ac.uk/nania/>. IGM and MN benefited from numerous discussions on complexity science with the NANIA group, notably Graeme Ackland and Richard Blythe, who also commented on an earlier draft, and Michael Cates. We also thank Roderick Dewar for comments on a previous version of the manuscript, Alison Ord for inviting us to contribute to the special issue, and two anonymous reviewers for their concise and insightful critiques.

References

- Abercrombie, R. & Leary, P. 1993 Source parameters of small earthquakes recorded at 2 km depth, Cajon Pass, California: implications for earthquake scaling, *Geophys. Res. Lett.* 20, 1511-1514.
- Bak, P. & Tang, C. 1989 Earthquakes as a Self-Organized Critical Phenomenon. *J. Geophys. Res.* 94, 15635-15637.
- Bak, P., Tang, C. & Wiesenfeld, K. 1987 Self-organized criticality: an explanation of $1/f$ noise. *Phys. Rev. Lett.* 59: 381–384.
- Bakun, W.H., et al. 2005 Implications for prediction and hazard assessment from the 2004 Parkfield earthquake, *Nature* 437, 969-974.
- Ben-Zion, Y., Z. Peng, M. Lewis & J. McGuire 2007 High Resolution Imaging of Fault Zone Structures with Seismic Fault Zone Waves *Scientific Drilling*, Special Issue No. 1, 2007, doi:10.2204 /iodp.sd.s01.23.2007.

- Boulter, C.J. & Miller, G. 2003 Nonuniversality and scaling breakdown in a nonconservative earthquake model, *Phys. Rev. E* **68**, 056108.
- Carter, N. L. & Kirby, S. H. 1978 Transient creep and semibrittle. behaviour of crystalline rocks. *Pure Appl. Geophys.* **116**, 807-839.
- Cowie, P. A., C. Vanneste and D. Sornette, 1993. Statistical Physics Model for the Spatio-temporal Evolution of Faults, *J. Geophys. Res.* **98**, 21809-21822.
- DeMets, C. 1995 Plate motions and crustal deformation. *Rev. Geophys.* **33**, 365-369.
- Dewar, R. 2003. Information theory explanation of the fluctuation theorem, maximum entropy production and self-organized criticality in non-equilibrium stationary states, *J. Phys. A*, 36, 631-641.
- Dewar, R. 2005 Maximum entropy production and non-equilibrium statistical mechanics, in *Non-equilibrium thermodynamics and the production of entropy*, edited by Kleidon, A. and Lorenz, R. (Springer, Berlin, 2005), p. 41–55.
- Frederiksen and O’Kane, 2008. Entropy, Closures and Subgrid Modeling, *Entropy* 10, 635-683; DOI: 10.3390/e10040635.
- Greenhough, J. & I.G. Main 2008 A Poisson model for earthquake frequency uncertainties in seismic hazard analysis, *Geophys. Res. Lett.*, **35**, L19313, doi:10.1029/2008GL035353.
- Gupta, H.K. and R. K. Chadha 1995 *Induced Seismicity*, Birkhäuser, 217 pp.
- Janosi, I.M & Keresz, J. 1993 Self-organized criticality with and without conservation. *Physica A* **200**, 179-188.
- Kachanov, L.M. 1986 *Introduction to continuum damage mechanics*, Martinus Nijhoff, Kluwer, Dordrecht.
- Kagan, Y. Y. 1997 Seismic moment-frequency relationship for shallow earthquakes; regional comparisons, *J. Geophys. Res.* **102**, 2835-2852.

- Kagan, Y.Y. and D. D. Jackson, J. 1991 Seismic Gap Hypothesis: Ten Years After, *J. Geophys. Res.* 98(B6), 9909–9916.
- Kanamori, H. & Anderson, D.L. 1975 Theoretical bases of some empirical observations in seismology, *Bull. Seism. Soc. Am.* **65**, 1073-1095.
- Kleidon, A. & Lorentz, R. 2005 Entropy production and Earth system processes, in *Non-equilibrium thermodynamics and the production of entropy*, edited by Kleidon A. & Lorentz, R. (Springer, Berlin), p. 1–20.
- Lise, S. & Paczuski, M. 2001 Self-organized criticality and universality in a nonconservative earthquake model. *Phys. Rev. E* **63**, 036111.
- Main, I., 1996 Statistical physics, seismogenesis, and seismic hazard. *Rev. Geophys.* **34**, 433-462.
- Main I.G. & P.W. Burton 1984 Information theory and the earthquake frequency-magnitude relation. *Bull. Seism. Soc. Am.* **74**, 1409-1426.
- Main, I., O'Brien, G. & J. Henderson 2000 Statistical physics of earthquakes: Comparison of distribution exponents for source area and potential energy and the dynamic emergence of log-periodic quanta. *J. Geophys. Res.* **105**, 6105-6126.
- Main, I.G., Li, L., McCloskey, J. & Naylor, M. 2008 Effect of the Sumatran mega-earthquake on the global magnitude cut off and event rate, *Nature Geoscience* **1**, p142.
- Martyushev, L. M. & Seleznev, V. D. 2006 Maximum entropy production principle in physics, chemistry and biology. *Physics Reports-Review Section of Physics Letters* **426**, 1-45.
- Naylor, M. & Main, I.G. 2008 Cell scale self-organisation in the OFC model: Painting by numbers, re-rupturing and memory loss, *European Journal of Physics B* **64**, 139-146, doi:10.1140/epjb/e2008-00279-5.

- Naylor, M., I.G. Main & S.Touati 2009a. Quantifying uncertainty on mean earthquake inter-event times for a finite sample, *J. Geophys. Res.*, 114, B01316, doi:10.1029/2008JB005870.
- Naylor, M., Greenhough, J, McCloskey, J., Bell, A. & Main, I.G, Evaluation of the statistical evidence for characteristic earthquakes in the frequency-magnitude distributions of Sumatra and other subduction zones, *Geophys. Res. Lett.* (Submitted).
- Newman, R. & White, N. 1997 Rheology of the continental lithosphere inferred from sedimentary basins. *Nature* **385**, 621-624.
- Nicolis G. & Prigogine, I. 1989 Exploring complexity, Freeman, New York (1989).
- Olami, Z., Feder, H. J. S. & Christensen, K. 1992 Self-organized criticality in a continuous, nonconservative cellular automaton modeling earthquakes. *Phys. Rev. Lett.* **68**, 1244-1247.
- Ozawa, H., Ohmura, A., Lorenz, R. D. & Pujol, T. 2003 The second law of thermodynamics and the global climate system: A review of the maximum entropy production principle. *Rev. Geophys.* **41**, 1018, doi:10.1029/2002RG000113.
- Paltridge, G.W. 1978 Global dynamics and climate – system of minimum entropy production, *Quarterly Journal of the Royal Meteorological Society* 10, 475.
- Reid, W.J & B.D. Hughes 2002 From gene families and genera to incomes and internet file sizes: why power laws are so common in nature, *Phys. Rev. E* **66**, 067103, doi: 10.1103/PhysRevE.66.067103.
- Rundle, J. B., Klein, W., Gross, S. & Turcotte, D. L. 1995 Boltzmann fluctuations in numerical simulations of nonequilibrium threshold systems. *Phys. Rev. Lett.* **75**, 1658-1661 (1995).

- Schwartz, D. P. and J. Coppersmith 1984 Fault behavior and characteristic earthquakes: Examples from the Wasatch and San Andreas fault zones, *J. Geophys. Res.* **89**, 5681-5698.
- Shipton, Z. K., J. P. Evans, R. E. Abercrombie, and E. E. Brodsky 2006 The missing sinks: Slip localization in faults, damage zones, and the seismic energy budget, 2006, title in *Earthquakes: Radiated Energy and the Physics of Faulting*, edited by Abercrombie, R., McGarr, A., Di Toro, G. & Kanamori, H., (AGU Geophysical Monograph Series, **170**, 217-222.
- Sornette D. 2006 *Critical phenomena in natural sciences* (2nd ed.), Springer, Berlin, Ch 7.
- Stanley, H.E. 1971 *Introduction to phase transitions and critical phenomena*, Oxford.
- Turcotte, D.L. 1997 *Fractals and chaos in geology and geophysics* (2nd ed.), Cambridge.
- Walsh, J.B. 1965 Effect of cracks in rocks on Poisson's ratio. *J. Geophys. Res.*, 70, 5249.
- Whitfield, J., 2005 Order out of chaos, *Nature* **436**, 905-907.

FIGURES

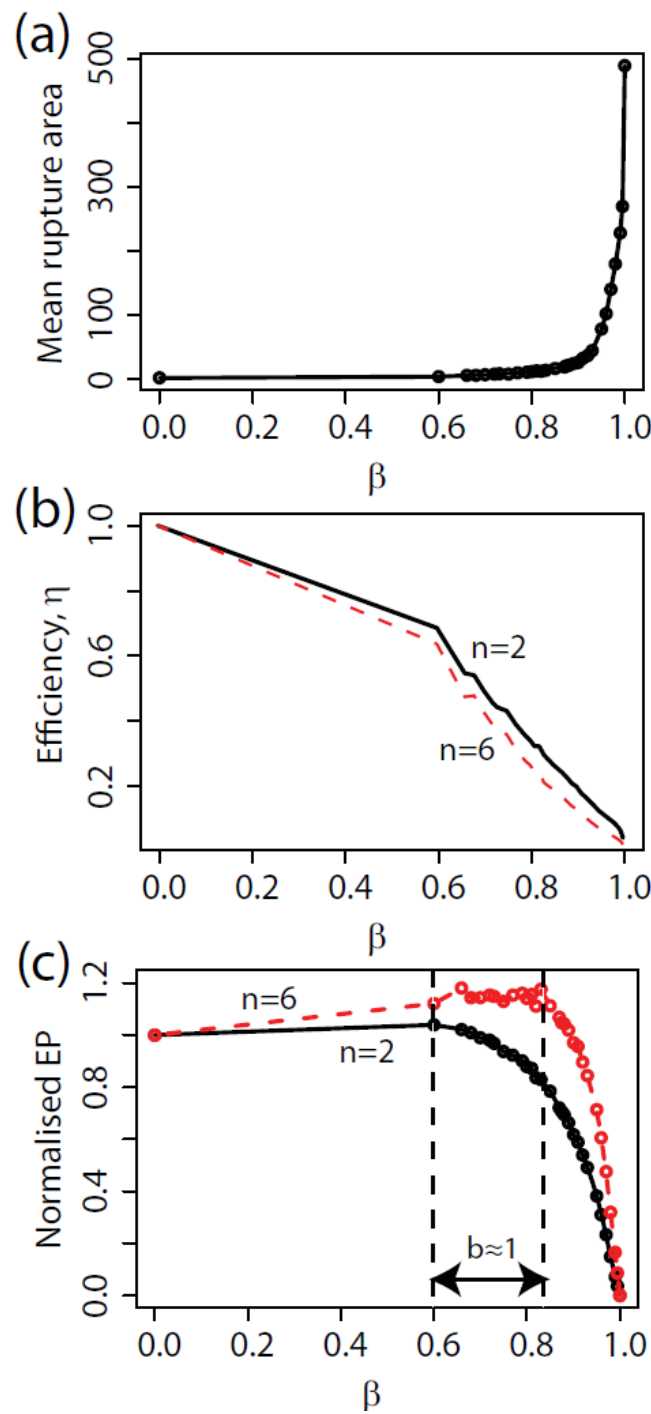


Figure 1: Mean rupture area, seismic efficiency and entropy production rate as a function of the conservation parameter β . Entropy production depends on the non-linear exponent n , with a maximum between $\beta=0.6$ and 0.85 or so, where the b -value is relatively stable at $b \approx 1$ (see Fig. 4).




Figure 2: Sample snapshots of the OFC model distribution for different values of the conservation factor, β (top row left to right: $\beta = 0.0, 0.6, 0.7, 0.8$; bottom row $0.9, 0.95, 0.98, 1.0$).

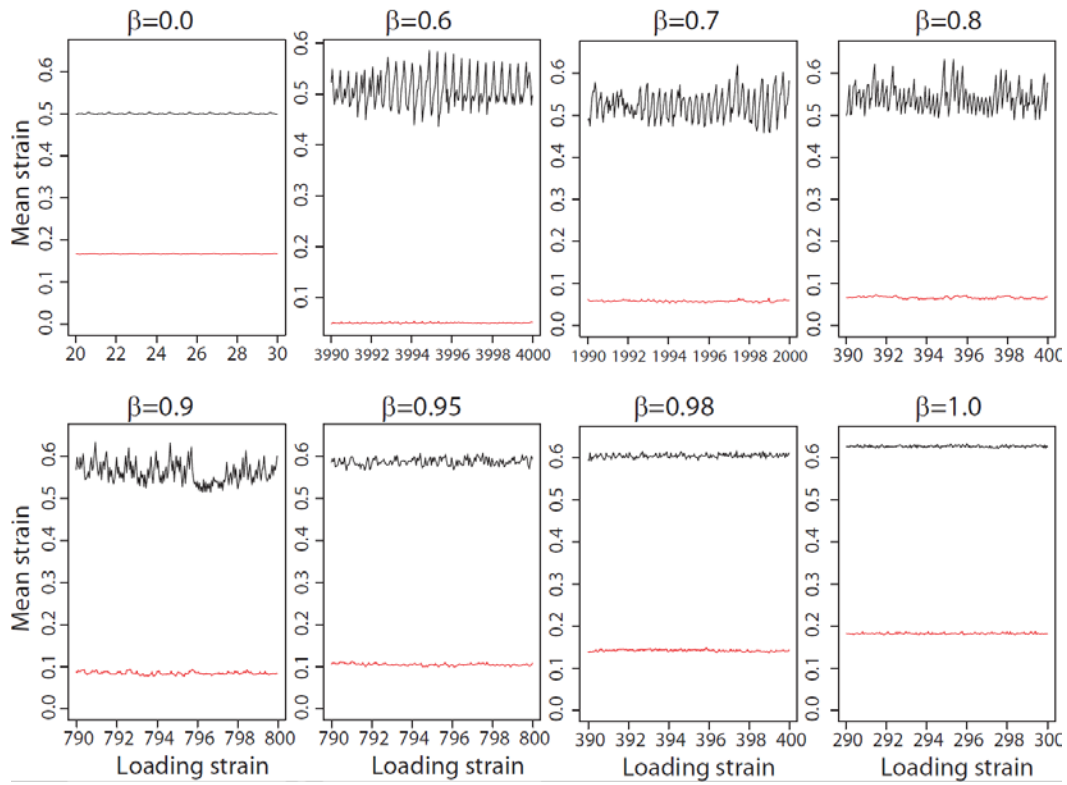


Figure 3: Macroscopic strain, expressed as average strain in the leaf springs (black) and connecting springs (red) as a function of time for different values of the conservation factor, β , arranged as in Fig. 2.

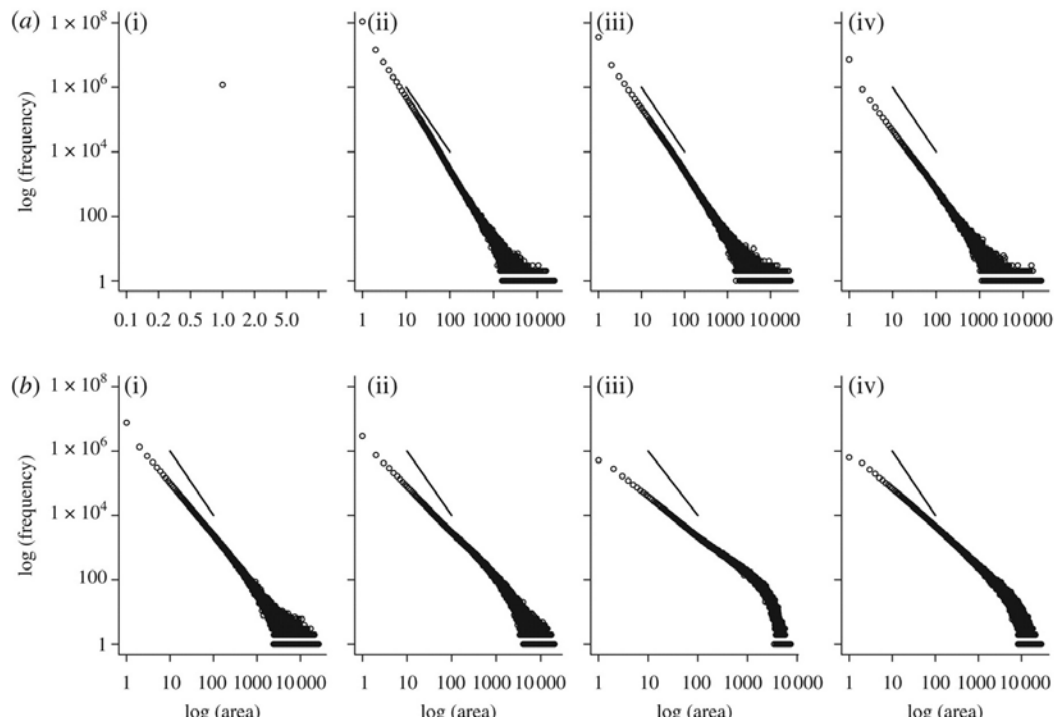


Figure 4: Frequency-rupture area plots for different values of the conservation factor, β , arranged as in Fig 2, compared to reference slopes corresponding to $b=1$ (red lines).