



Introduction of Fluorine and Fluorine-Containing Functional Groups

The Harvard community has made this article openly available. [Please share](#) how this access benefits you. Your story matters.

Citation	Liang, Theresa, Constanze N. Neumann, and Tobias Ritter. 2013. Introduction of Fluorine and Fluorine-Containing Functional Groups. <i>Angewandte Chemie International Edition</i> 52, no. 32: 8214–8264.
Published Version	doi:10.1002/anie.201206566
Accessed	February 19, 2015 5:13:47 PM EST
Citable Link	http://nrs.harvard.edu/urn-3:HUL.InstRepos:12336403
Terms of Use	This article was downloaded from Harvard University's DASH repository, and is made available under the terms and conditions applicable to Open Access Policy Articles, as set forth at http://nrs.harvard.edu/urn-3:HUL.InstRepos:dash.current.terms-of-use#OAP

(Article begins on next page)


Introduction of Fluorine and Fluorine-Containing Functional Groups

*Theresa Liang, Constanze N. Neumann, and Tobias Ritter**

Keywords:

C–H functionalization fluorine catalysis
trifluoromethylation transition metals





Theresa was born in 1985 in San Jose, California and received her undergraduate education at University of California, Berkeley pursuing research under the mentorship of Prof. Richmond Sarpong in total synthesis. After UC Berkeley, she moved from sunny California to Harvard University and obtained her PhD in 2012 working with Prof. Tobias Ritter on the trifluoromethoxylation of aryl nucleophiles and fluorination of complex natural products.



Constanze was born in 1988 in Fürth, Germany and received her MChem at the University of Oxford. She conducted undergraduate research with Prof. Timothy J. Donohoe and then moved to Harvard University where she is pursuing doctoral studies in the group of Prof. Tobias Ritter. Constanze's PhD work revolves around the development of new methods for the C-H functionalization of arenes.



Tobias was born in 1975 in Lübeck, Germany. He received his undergraduate education in Braunschweig, Germany, Bordeaux, France, Lausanne, Switzerland, and Stanford, US, and received a master of science from Braunschweig University in 1999. He has performed undergraduate research with Prof. Barry M. Trost at Stanford, obtained his PhD working with Prof. Erick M. Carreira at ETH Zurich in 2004, and was a postdoc with Prof. Robert

H. Grubbs at Caltech. In 2006, Tobias was appointed as Assistant Professor in the Department of Chemistry and Chemical Biology at Harvard and promoted to Associate Professor in 2010. His research program is based on synthetic organic and organometallic chemistry. The Ritter lab currently focuses on fluorination chemistry for late-stage functionalization of complex natural and unnatural products.

Introduction

Fluorination chemistry has been developed for more than 100 years with the first examples of nucleophilic and electrophilic fluorination reactions reported in the second half of the 19th century,^[1] yet still today, significant challenges in fluorination chemistry remain. Current interest in fluorination chemistry is largely a consequence of the properties that fluorine substitution can impart on molecules, such as pharmaceuticals,^[2] agrochemicals,^[3] materials,^[4] and radiotracers for positron emission tomography (PET).^[5] Despite longstanding appreciation of fluorine's utility, fluorination methods still lack generality, practicality, and predictability. Carbon-fluorine bond formation is a challenging chemical transformation largely due to fluorine's high electronegativity and the high hydration energy of fluoride anion.^[6] In Nature, haloperoxidase enzymes^[7] give rise to thousands of organochlorides and organobromides^[8] but no fluoroperoxidase enzyme has been identified. Despite fluorine being the 13th most abundant element in the Earth crust,^[9] only a handful of natural biosynthesized organofluorides^[9] are known.^[10]

A few decades ago, the development of several fluorinating reagents such as Selectfluor[®]^[11] and DAST (diethylaminosulfur trifluoride)^[12] resulted in fast development of new fluorination methods. Within the past ten years, a similar leap in fluorination chemistry has occurred, which we ascribe to increased efforts towards catalytic methods for fluorine incorporation. The merger of fluorination chemistry and synthetic organic chemistry—considered separate fields for a long time—has resulted in the recent advances that constitute the focus of this review. Traditional fluorination reactions^[13] and their relevance to modern developments are discussed briefly in order to put modern fluorination chemistry^[14] into perspective. In addition to C–F bond formation chemistry, methods for the introduction of fluorinated functional groups, which exhibit significantly different reactivity than their non-fluorinated analogs, are also presented. For example, while the trifluoromethyl group is formally a fluorine-substituted methyl group, its reactivity is significantly different from that of a methyl group, and it should thus be considered its own functional group. We attempt to cover the existing strategies in the field of fluorination published before 2013 under the aforementioned guidelines, and regret that we were unable to include a more complete view of the field due to editorial constraints.

1. Fluorination

Fluorine can provide many beneficial properties when incorporated into a molecule. Modulation of the pK_aH of functional groups proximal to fluorine substitution^[2a, 15] can result in increased membrane penetration at physiological pH.^[16] Fluorinated arenes are more lipophilic than their non-fluorinated counterparts,^[15, 17] which can be used to advantage in drug development.^[2a, 2c-e, 2g, h] Fluorine is sometimes used as an isostere for hydrogen in medicinal chemistry, but the van der Waals radius of fluorine is more similar to oxygen (1.47 Å for fluorine versus 1.52 Å for oxygen and 1.20 Å for hydrogen).^[18] Fluorinated compounds can be strategically used as transition state inhibitors.^[2c]

The high electronegativity of fluorine contributes to the high carbon-fluorine bond strength due to coulombic attraction between carbon and fluorine due to the polarized covalent bond; the large bond polarization^[2f, 19] results in attractive interactions of the C–F fragment with hydrogen bond donors,^[20] other fluorinated compounds,^[4c, 4d, 4h, 21] polar functional groups such as carbonyls,^[22] and hydrophobic moieties.^[23] Fluorinated molecules can show increased binding affinity to proteins^[22-23, 23c, 24] likely due to attractive polar interactions;^[25] however, in many cases this phenomenon is empirically observed and rationalized ex post facto and is difficult to predict or design a priori. Most fluorinated compounds, but not all,^[26] also exhibit increased metabolic stability by impeding undesired oxidative metabolism pathways.^[27]

1.1. Electrophilic fluorination

Most electrophilic fluorinating reagents are ultimately derived from fluorine gas, the strongest elemental oxidant known, synthesized by electrolysis of potassium bifluoride in hydrogen fluoride.^[28] Electrophilic fluorination reactions with highly oxidizing fluorinating reagents^[29] such as fluorine gas, hypofluorites,

fluoroxysulfates, and perchloryl fluoride are challenging to perform due to the high reactivity of the reagents. Xenon difluoride was developed as a more stable electrophilic fluorination source, but its high oxidation potential still limits the functional group tolerance of this reagent.^[13e] The development of crystalline, benchtop-stable fluorinating reagents such as *N*-fluorobis(phenyl)sulfonimide (NFSI)^[30] and related analogs,^[30-31] *N*-fluoropyridinium salts,^[32] and 1-chloromethyl-4-fluoro-1,4-diazoniabicyclo[2.2.2]octane bis(tetrafluoroborate) (Selectfluor[®], F-TEDA-BF₄)^[11] was crucial for the development of selective, functional group tolerant fluorination methods (Figure 1). Even though *N*-fluoro reagents can formally behave as source of fluoronium cation (“F⁺”), the N–F bonds are polarized toward fluorine, with a partial negative charge on fluorine. Reactions may occur via S_N2 displacement with nucleophilic attack at fluorine; the σ*_{N–F} orbitals are sterically inaccessible on nitrogen for nucleophilic attack. Possibly due to the small orbital coefficient of the σ*_{N–F} on fluorine and the low energy level of the σ*_{N–F} orbital, other mechanism pathways, such as single-electron transfer, can compete. Often the process by which overall two-electron oxidation proceeds is under discussion; two single-electron transfers or concerted two-electron transfer for fluorination have both been proposed.^[33]

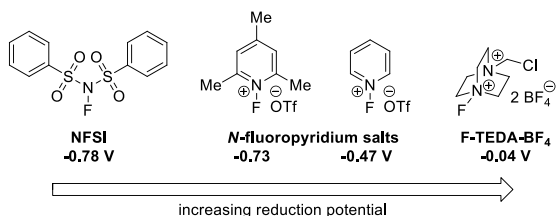


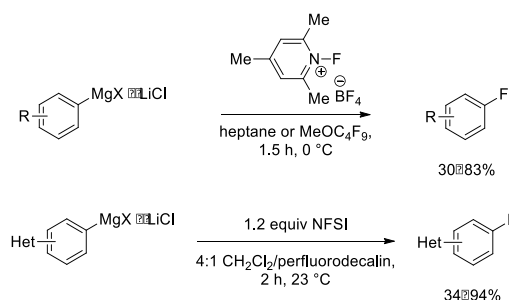
Figure 1. Comparison of the redox potential of crystalline, benchtop-stable fluorinating reagents (versus SCE)

1.1.1. Electrophilic fluorination for the synthesis of fluorinated aromatic carbon centers

Main group organometallics can be fluorinated electrophilically to afford aryl fluorides. More recently, it was found that transition-metal organometallics could give rise to aryl fluorides with an enhanced substrate scope. Compared to main group organometallics, transition-metal organometallics can afford aryl fluorides through a wider spectrum of mechanisms, which contributes to their successful use for carbon–fluorine bond formation. Currently, the development of functional group tolerant, direct conversion of aryl C–H bonds to the corresponding C–F bonds with predictable regioselectivity is a frontier in the field.

Fluorination of arenes via electrophilic aromatic substitution (C–H → C–F) is challenging when compared to other halogenations, possibly because the electronegativity of fluorine disfavors the rate-limiting formation of the halocyclohexadienyl cation. Arylmetal reagents including aryltin,^[34] -mercury,^[34d, 35] lead,^[36] -lead,^[34b] -germanium,^[34f] -silicon,^[37] and -boron^[38] can react with fluorine gas, xenon difluoride, hypofluorites, and fluoroxysulfates to afford fluorinated arenes; however, the substrate scope is limited due to the high reactivity of the reagents, often resulting in unselective fluorination. On the other hand, aryl nucleophiles with more electropositive metals, such as aryllithium reagents,^[39] can react with less reactive electrophilic fluorinating reagents, such as *N*-fluorinated reagents. Such basic nucleophiles can undergo single

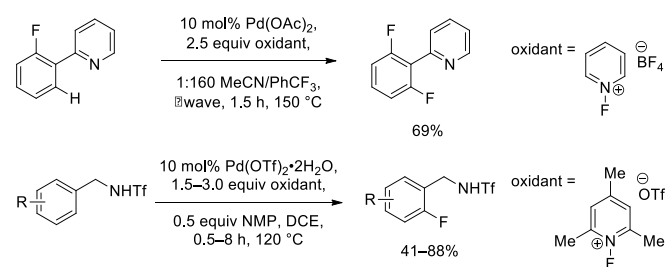
electron transfer giving rise to protodemetalation byproducts. Fluorination of Grignard reagents with electrophilic *N*-fluorinated reagents is the most reliable method with simple aryl nucleophiles but is narrow in scope due to the basicity and nucleophilicity of the arylmagnesium reagents.^[39a, 40] Through appropriate choice of solvent and reagents, undesired protodemetalation products can be minimized.^[40] More recent work by Meng and Li demonstrated the regioselective para fluorination of anilides with PhI(OPiv)₂ and hydrogen fluoride/pyridine.^[41]



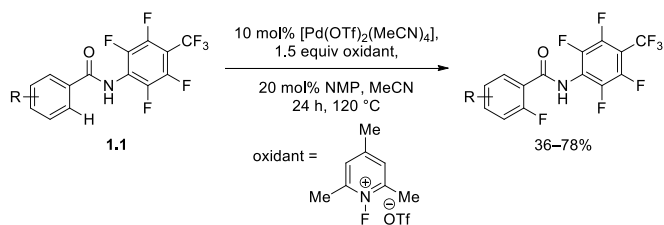
Scheme 1. Synthesis of aryl fluorides from aryl Grignard reagents

Functional-group tolerant and regioselective fluorination with redox active transition metals can proceed through the intermediacy of high-valent organotransition metal fluorides. The metal–carbon bond can be formed via transmetalation or direct C–H metalation, followed by oxidation of the metal center with an electrophilic fluorinating reagent. Depending on the reaction conditions, oxidation can result in formation of a monometallic high valent intermediate^[42] or a high valent multi-metallic complex.^[43]

The first transition-metal-catalyzed aromatic fluorination reactions were developed by means of utilizing an *ortho*-coordinating group by Sanford and Yu (Scheme 2). Direct C–H fluorination is desirable, but the necessity of coordinating groups currently limits the structural diversity of the substrates that can be fluorinated. Double fluorination through two subsequent *ortho* fluorination events was addressed with a weakly coordinating anionic *ortho*-directing group *N*-perfluorotolylamide as in **1.1**, derived from benzoic acid that allows for rapid displacement of the monofluorinated product by the substrate, thus affording high selectivity for monofluorination (Scheme 3).

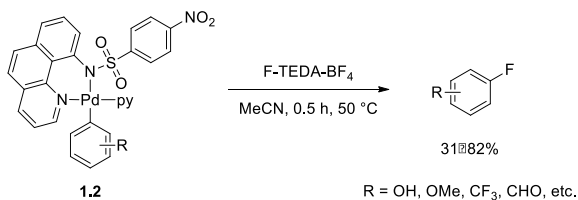


Scheme 2. *N*-directed Pd-catalyzed fluorination of arenes

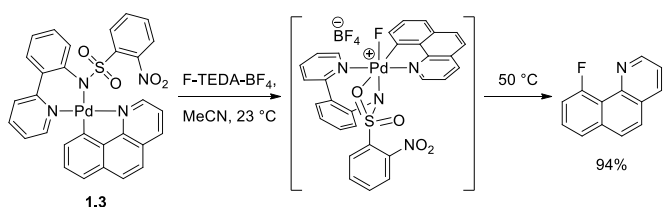


Scheme 3. *N*-Perfluorotolylamide-directed Pd-catalyzed fluorination of arenes

Arylboronic acids have been used to synthesize Pd(II) aryl benzoquinoline-sulfonamide complexes **1.2** that undergo fluorination with F-TEDA-BF₄ in the presence of a variety of functional groups (Scheme 4);^[44] however, stoichiometric amounts of Pd complex are needed. Mechanistic studies on the oxidation of the benzoquinoline phenylpyridinesulfonamide-stabilized palladium(II) complex **1.3** with F-TEDA-BF₄ support the presence of a distinct intermediary κ^2 -sulfonamide Pd(IV)fluoride species that undergoes reductive elimination to afford aryl carbon-fluorine bonds (Scheme 5).^[45]



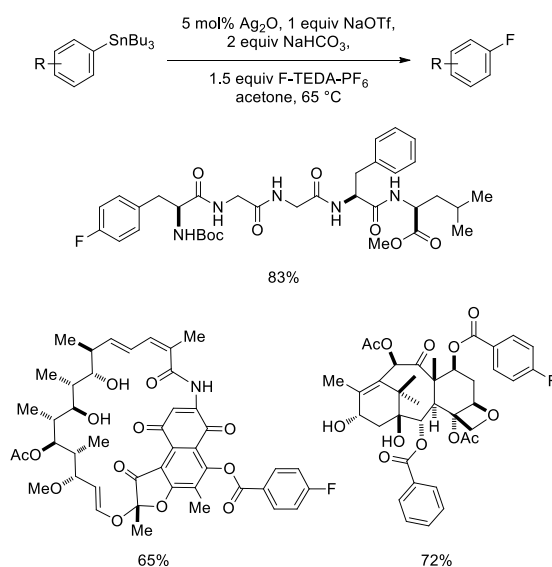
Scheme 4. Fluorination of Pd(II) benzoquinolyl sulfoamide complexes with F-TEDA-BF₄



Scheme 5. Reductive elimination from Pd(IV) phenylpyridyl sulfonamide complexes

Following initial work by Tius on silver-mediated fluorination with XeF₂,^{[34], [46]} a silver-mediated fluorination of functionalized aryl stannanes,^[47] boronic acids,^[48] and silanes^[49] has been developed. These transformation are assumed to proceed through multi-metallic, high-valent silver species, obtained by oxidation of Ag(I) complexes with F-TEDA-PF₆ followed by reductive elimination. The formation of C-F bonds *via* reductive eliminations is generally a difficult process with requires high temperature to overcome the often high activation barriers. Multi-metallic redox synergy may explain why fluorination of aryl stannanes and boronic acids with silver can occur at 23 °C. Following the discovery of silver-mediated fluorination reactions using a range of aryl-nucleophiles, a silver-catalyzed fluorination of was developed, which, however, necessitates the use of toxic aryl stannanes. This method displays as of yet the broadest substrate scope and functional group tolerance in the field, including nitrogenous heteroaryl and mesityl nucleophiles, nucleophiles containing electron-rich, electron-poor, electrophilic, and protic functional

groups as well as complex natural product-derived substrates (Scheme 6).^[50]



Scheme 6. Ag-catalyzed fluorination of complex aryl stannanes

1.1.2. Electrophilic fluorination for the synthesis of fluorinated sp³ carbon centers

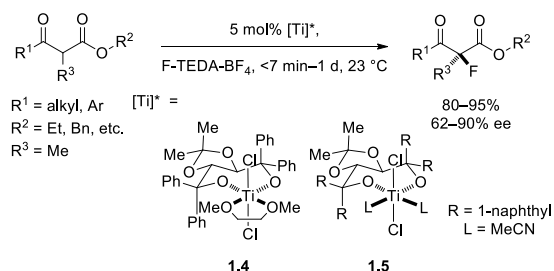
Nucleophiles employed in aliphatic electrophilic fluorination reactions are often stabilized carbanions, such as those derived from β -ketocarbonyl compounds. Other methods for the synthesis of aliphatic fluorides can involve fluorination-nucleophile addition cascades across double bonds,^[51] which was also reported with alkynes.^[52] Enantioselective variants for both fluorination of C-H acidic substrates^[53] and fluorination-addition cascades have been reported and can be promoted with Lewis acids, organocatalysts, or phase-transfer catalysts. Aliphatic C-F bond forming reactions occurring via radical intermediates have been disclosed and can provide a substrate scope complementary to reactions involving two-electron chemistry.

1.1.2.1. Electrophilic fluorination of activated methylene and methyne groups

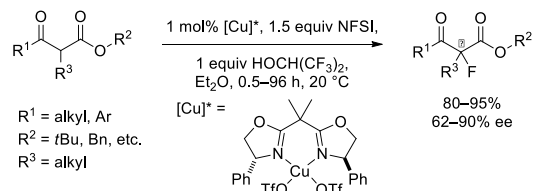
α -Fluorination of carbonyls, α' -ketocarbonyls, and related carbonyl derivatives with oxidizing fluorinating reagents including gaseous fluorine,^[54] alkyl hypofluorite,^[55] perchloryl fluoride,^{[29b], [56]} fluoroxysulfate,^[57] and XeF₂^[58] generally give undesired α,α -difluorinated products in addition to the α -monofluorinated products.^{[56c], [58]} Less reactive, more functional group tolerant electrophilic fluorinating reagents such as *N*-fluoropyridinium salts, NFSI, and F-TEDA-BF₄ have been used to accomplish selective α -monofluorination of carbonyl derivatives.^{[13], [32a], [32b], [32f], [32h], [33b], [59]} The asymmetric α -fluorination of carbonyl substrates was explored first with chiral electrophilic fluorinating reagents^{[31b], [31c], [60]} and later with chiral catalysts which generate chiral enolate intermediates.

Several methods have exploited the two-point binding of dicarbonyl compounds to chiral Lewis acid complexes to control enantioselective fluorination. Asymmetric fluorination of β -ketoesters was achieved with titanium-TADDOLate-based catalysts **1.4** and **1.5** by Togni (Scheme 7),^[61] Cu(II)- (Scheme 8)^[62] and

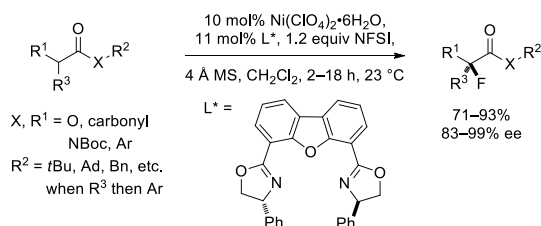
Ni(II)-BOX complexes (Scheme 9)^[63] by Cahard and Shibata/Toru, respectively, chiral bis(imino)bis(phosphine)ruthenium(II) complex **1.6** by Togni (Scheme 10),^[64] and scandium binaphthylphosphate complexes by Inanaga.^[65] The Ni-catalyzed reaction, using a 10 mol% catalyst loading, has demonstrated the broadest substrate scope so far, and allows for α -fluorination of a variety of β -ketoesters and *N*-Boc-protected amides^[63] in 71–93% yield and 83–99% ee, respectively. The catalytic enantioselective α -fluorination of α -substituted methyl, *tert*-butyl malonate was accomplished via chiral Lewis acid catalysis with Zn(II) acetate, (*R,R*)-4,6-dibenzofurandiyl-2,2'-bis(4-phenyloxazoline) ligand, and NFSI.^[66] This approach was specifically optimized for the malonate substrate en route to the enantioselective synthesis of fluorinated β -lactams.



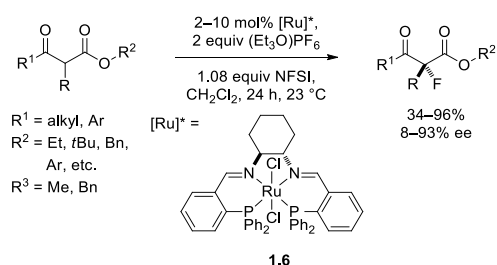
Scheme 7. Ti-catalyzed asymmetric α -fluorination of β -ketoesters



Scheme 8. Cu-catalyzed asymmetric α -fluorination of β -ketoesters

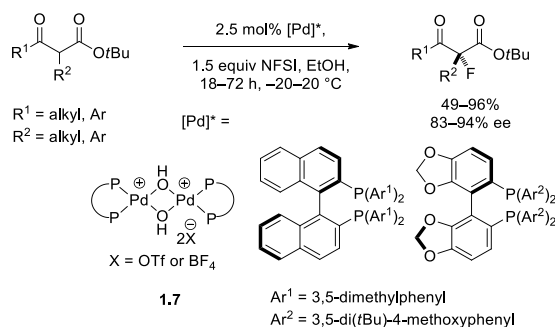


Scheme 9. Ni-catalyzed asymmetric α -fluorination of β -ketoesters and *N*-Boc oxindoles

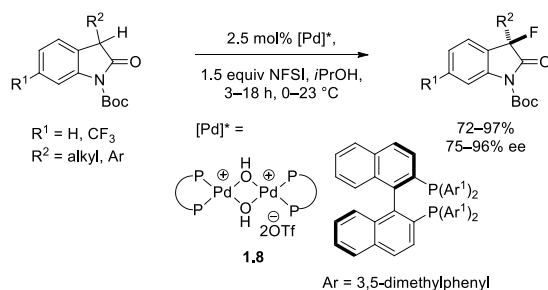


Scheme 10. Ru-catalyzed asymmetric α -fluorination of β -ketoesters

Chiral Pd-BINAP complexes **1.7** and **1.8** developed by Sodeoka shown in Scheme 11 and Scheme 12 catalyze the enantioselective fluorination of α -ketoesters,^[67] β -ketoesters (Scheme 11),^[68] β -ketophosphonates,^[69] oxindoles (Scheme 12),^[70] and α -ester lactones/lactams.^[71] The use of chiral palladium complexes was particularly successful for the α -fluorination of acyclic α -ketoesters, cyclic and acyclic *tert*-butyl β -ketoester as well as oxindoles α -substituted with an electronically diverse range of aryl and alkyl groups.^[67-68, 70]



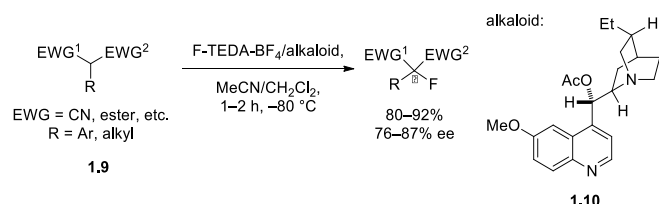
Scheme 11. Pd-catalyzed asymmetric α -fluorination of β -ketoesters



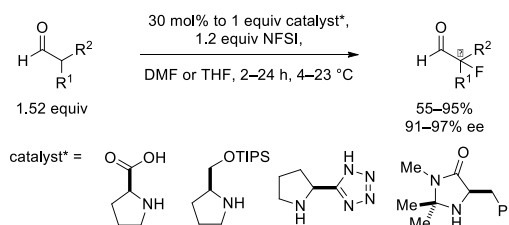
Scheme 12. Pd-catalyzed asymmetric α -fluorination of oxindoles.

Organocatalysts provide enantioinduction in the role of chiral fluorinating reagents or through reaction with the substrate to generate chiral nucleophiles.

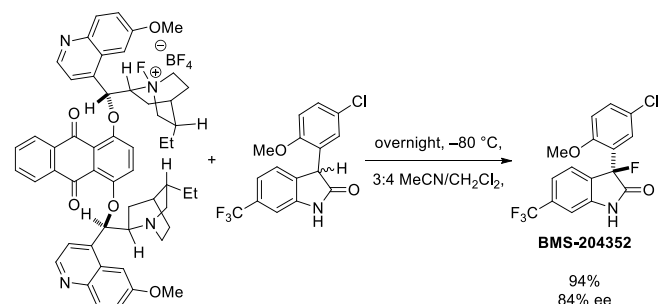
Cinchona alkaloids have been used to enantioselectively fluorinate nucleophiles in the presence of an achiral fluorinating reagent. Enantioselective fluorination of the activated methyne groups in **1.9** was accomplished by Takeuchi and co-workers using stoichiometric amounts of cinchona alkaloid derivatives such as **1.10** (Scheme 13).^[72] Cinchona alkaloids have also been used to mediate enantioselective α -fluorination of silylenol ethers, α,α -cyanoester C–H acids, β -ketoesters, and oxindoles.^[73] The methodology was applied to the synthesis of BMS-204352 (Scheme 14),^[74] which has also been synthesized utilizing chiral scandium lewis acid catalysts.^[75] Enantioselectively α -fluorination of β -ketoesters can be accomplished using cinchona-alkaloid-derived thiourea catalysts.^[76] Despite the reduced substrate scope currently tolerated in enantioselective fluorinations with cinchona alkaloids when compared to the Lewis acid-catalyzed fluorinations of β -ketoesters and oxindoles, cinchona-alkaloid-based catalysis has the advantage of not being restricted by the need for a two-point binding site.



Scheme 13. Enantioselective cinchona-alkaloid-mediated fluorination of C–H acidic substrates



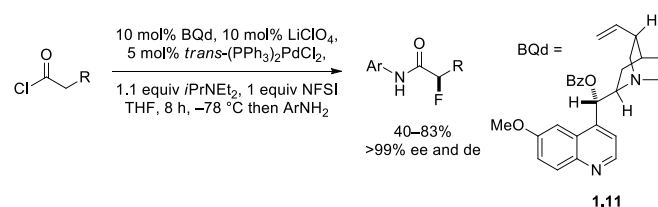
Scheme 16. Organocatalytic asymmetric α -fluorination of α -branched aldehydes



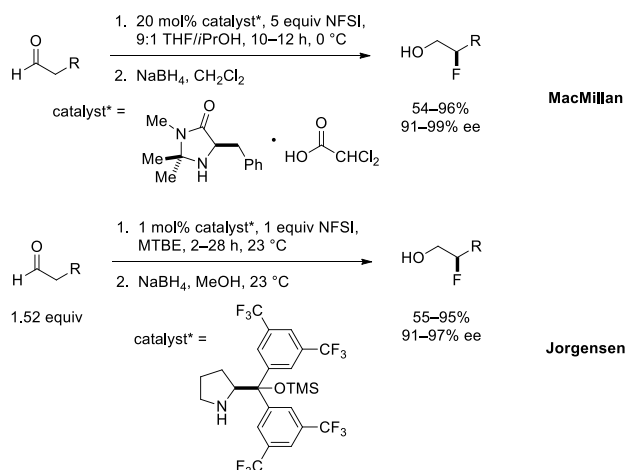
Scheme 14. Enantioselective α -fluorination of oxindoles mediated by N-fluoroammonium salts of cinchona alkaloids

Enantioselective organocatalytic α -fluorination of aldehydes was accomplished by Enders,^[77] MacMillan (Scheme 15),^[78] Jørgensen (Scheme 15),^[79] and Barbas (Scheme 16)^[80]; similarly, enantioselective α -fluorination of ketones is possible using enamine catalysis.^[81] The aldehyde α -fluorination method described by MacMillan demonstrates a broader substrate scope, while the method described by Jørgensen utilizes lower loadings of catalyst and electrophilic fluorinating reagent. Branched aldehydes constitute difficult substrates for enantioselective α -fluorination; nonetheless, Barbas reported a promising 98–99% yield and 45–66% ee for this class of substrates. The fluorinated aldehyde products are especially useful for the synthesis of enantiopure β -fluoroamines, which can be obtained by a chiral sulfinylimine condensation, directed reduction sequence of the enantioenriched fluorinated aldehyde.^[82]

The enantioselective α -fluorination of acid chlorides was accomplished by the Lectka group by combining a palladium catalyst, a chiral nucleophile **1.11**, and an alkali metal (Scheme 17).^[83] The cinchona alkaloid-based nucleophile reacts with the acid chloride in the presence of the palladium catalyst to generate a chiral zwitterion amide–enolate intermediate. Both catalysts work cooperatively to generate a chiral enolate for fluorination. It is hypothesized that the lithium cation activates NFSI for nucleophilic attack by the chiral enolate through chelation of the sulfonyl oxygen atoms. After fluorination, addition of an amine nucleophile affords the α -fluorinated amide product in >99% ee and de. Thiourea catalysts derived from cinchona alkaloids can also be used as synergistic bifunctional catalysts for the asymmetric α -fluorination of cyclic and acyclic β -ketoesters with NFSI.^[76] The catalyst is able to act as a base (via the quinuclidine moiety) and also as a hydrogen-bond donor (via the thiourea moiety) and is proposed to hydrogen-bond with the substrate and NFSI to afford good enantioselectivity.

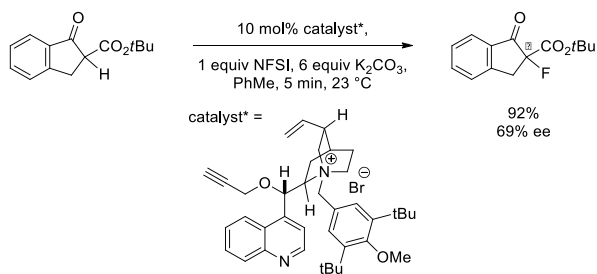


Scheme 17. Organocatalytic asymmetric α -fluorination of acid chlorides



Scheme 15. Organocatalytic asymmetric α -fluorination of aldehydes

Phase-transfer catalysis (PTC)^[84] for enantioselective fluorination can offer benefits such as simple operational procedures. The formation of chiral tight ion pairs is vital for enantioinduction; thus, nonpolar solvents in which ion pairs remain associated such as dichloromethane and toluene are preferred for PTC. Chiral quaternary ammonium salts have been used as cationic phase-transfer catalysts for enantioselective fluorination of β -ketoesters with ion pairing between the enolate and chiral ammonium counterion (Scheme 18).^[85] Only ee's of up to 69% have thus far been achieved for the α -fluorination of β -ketoesters; this is likely due to insufficiently tight ion pairing between the chiral ammonium salt and the enolate or a fast background reaction.

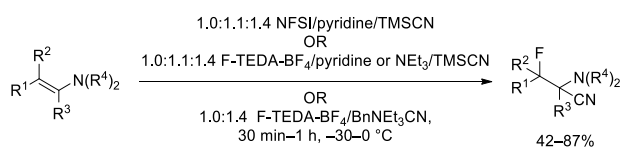


Scheme 18. Enantioselective α -fluorination of β -ketoesters with quaternary ammonium salts

A non-traditional approach for the synthesis of chiral allylic and propargylic fluorides described by the Jørgensen group utilizes organocatalysis to facilitate the asymmetric fluorination step followed by olefination or the introduction of a propargyl group.^[86] Fluorination of α -methylstyrene can occur via oxidative fluorination of the allylic C–H bond with a *N*-fluoropyridinium salt promoted by catalytic amounts of ytterbium(III) triflate.^[87] Electrophilic fluorodesilylation of allenyl and allylsilanes was reported to yield propargylic and allylic fluoride products.^[88] Gouverneur and co-workers have demonstrated that acyclic secondary allylic fluorides can be prepared via a cross-metathesis–electrophilic fluorodesilylation sequence^[89] while chiral tertiary allylic fluorides can be prepared via cinchona alkaloid-mediated electrophilic fluorodesilylation.^[90]

1.1.2.2. Fluorination–nucleophile addition cascades across double bonds

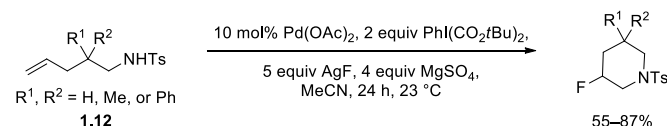
For activated alkenes like enamines, fluorination can occur without catalysts. For example, fluorocyanation of enamines is hypothesized to occur via electrophilic fluorination of the enamine with NFSI followed by trapping of the iminium intermediate with cyanide (Scheme 19).^[51a]



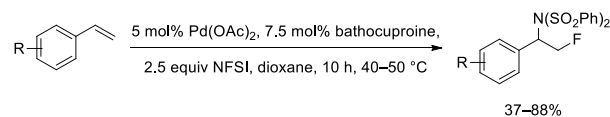
Scheme 19. Fluorocyanation of enamines

With unactivated alkenes, fluorination–nucleophile addition reactions need to be assisted by a catalyst. Both the intramolecular aminofluorination of unactivated alkenes (Scheme 20)^[51b] and the intermolecular aminofluorination of styrenes (Scheme 21)^[51c] can be facilitated by the use of palladium catalysts as described by Liu. Although both reactions accomplish aminofluorination of alkenes, different approaches were employed and different reaction mechanisms proposed for each case. The intramolecular variant with substrate **1.12** utilizes an iodine(III) oxidant coupled with fluoride to accomplish oxidative fluorination of a complex resulting from intramolecular amino–palladation with an alkene. Intermolecular aminofluorination, on the other hand, is thought to occur *via* fluoro–palladation involving substrate, NFSI and the active palladium complex, followed by oxidation to a putative Pd(IV) species, and subsequent reductive elimination to form a carbon–nitrogen bond. The formation C–F bonds at sp^3 carbon centers by

reductive elimination from high-valent transition-metal complexes.^[91] has also been investigated with Pt(IV) complexes.^[91c] Oxidation of stoichiometric alkyl Au(I) complexes with XeF₂ to yield Au(III) intermediates followed by reductive elimination affords the corresponding aliphatic fluorides.^[91a] The propensity for β -hydride elimination from Au(III) complexes and the need for the strong oxidant XeF₂ has limited the substrate scope to mostly β,β -disubstituted alkanes. Additionally, Sanford reported the synthesis of alkyl fluorides by reductive elimination from Pd(IV) complexes.^[91c]

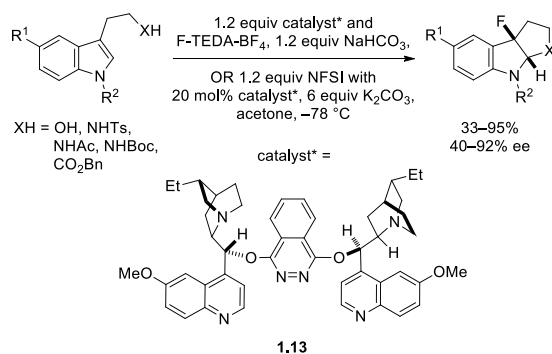


Scheme 20. Intramolecular Pd-catalyzed aminofluorocyclization of alkene sulfonamides



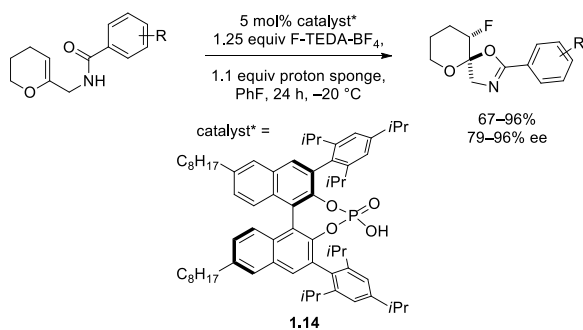
Scheme 21. Intermolecular aminofluorination of styrenes with NFSI

In the enantioselective fluorocyclization of indole substrates mediated or catalyzed by cinchona alkaloids, the enantioselectivity is proposed to arise from the chiral fluorinating reagent generated from the achiral fluorinating reagent and the cinchona alkaloid catalyst **1.13** (Scheme 22).^[92]



Scheme 22. Enantioselective fluorocyclizations mediated and catalyzed by cinchona alkaloids

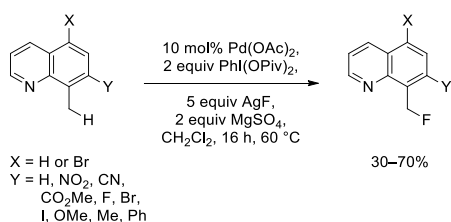
An enantioselective fluoro–spiro cyclization reaction via chiral anionic phase-transfer catalysis (PTC) has been realized by Toste through the pairing of chiral anion **1.14** with cationic F-TEDA to provide a source of chiral electrophilic fluorinating reagent (Scheme 23).^[93] Because F-TEDA-BF₄ is sparingly soluble in the reaction solvent, thus minimizing the background reaction, chiral anion catalysis of the fluorination–spiro cyclization reaction results in enantiomeric excess of up to 96%. Similarly, through the use of PTC with chiral anions, enamides can be enantioselectively fluorinated to afford α -fluoroimines^[94] or α -fluoroalkoxylation products.^[95]



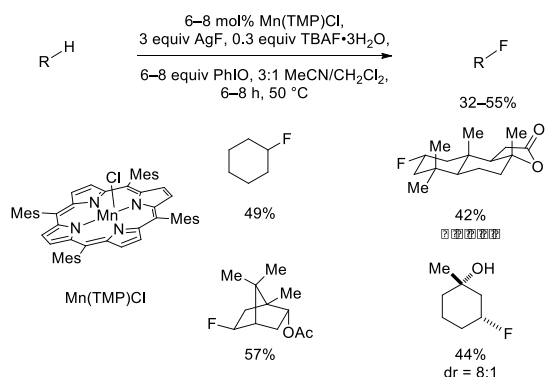
Scheme 23. Enantioselective spiro-cyclizations via chiral anionic PTC

1.2.3. Transition metal-catalyzed oxidative fluorination of aliphatic C–H bonds with fluoride

Transition metal-catalyzed oxidative fluorination of aliphatic C–H bonds using fluoride has been reported for the first time in 2012.^[96] The oxidative fluorination of functionalized 8-methyl quinolinyl substrates catalysed by Pd(OAc)₂ was reported by Sanford using a hypervalent iodine oxidant in the presence of silver fluoride (Scheme 24).^[96b] This transformation is postulated to occur through high valent palladium fluoride intermediates and is enabled by the strategic concurrent use of PhI(OPiv)₂ and AgF. Oxidative C–H fluorination of aliphatic substrates with a manganese(III) porphyrin catalyst in the presence of silver fluoride and iodosylbenzene was established by Groves (Scheme 25).^[96a] C–H fluorination is proposed to occur via initial radical C–H bond cleavage by the Mn(V) oxo intermediate, which results from oxidation of the Mn(III) catalyst with PhIO. Radical recombination occurs between the substrate and a Mn(IV) difluoride complex generated from AgF and a Mn(IV) hydroxide complex. The faster rate of the fluoride for hydroxide ligand exchange on manganese compared to the reaction between the alkyl radical and the Mn(IV) hydroxide complex and the resulting selectivity achieved for fluorination over hydroxylation is remarkable.



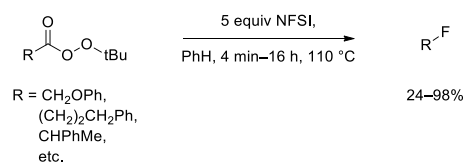
Scheme 24. Pd-catalyzed *N*-directed oxidative fluorination of sp³ C–H bonds with AgF and PhI(OPiv)₂



Scheme 25. Mn-catalyzed oxidative aliphatic fluorination with AgF/TBAF·3H₂O and iodosylbenzene

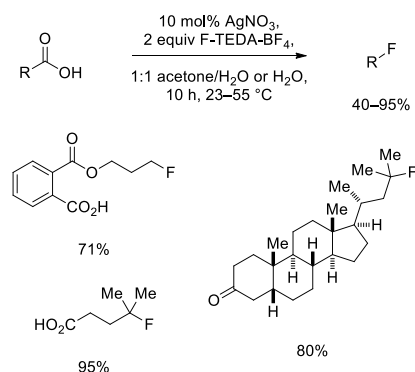
1.2.4. Fluorination via a radical mechanism

The N–F bonds in electrophilic fluorinating reagents have relatively low bond dissociation energies (2.84 eV for *N*-fluorosultam).^[97] Under either photolysis or thermolysis conditions, a variety of *tert*-butyl alkylperoxoates afforded the corresponding alkyl fluorides upon treatment with NFSI (Scheme 26).^[98] Primary alkyl fluoride formation was not efficient, which supports the mechanism hypothesis of radical intermediates.

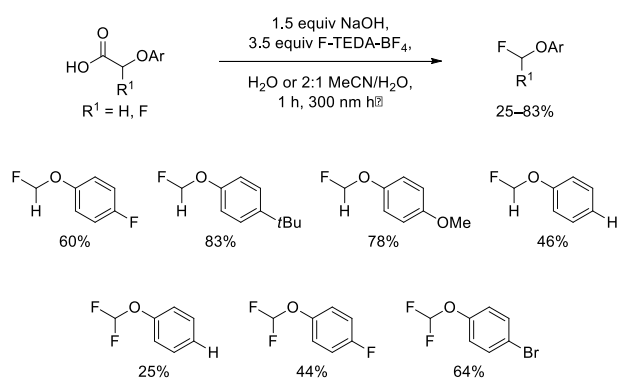


Scheme 26. Fluorination of *tert*-butyl alkylperoxoates with NFSI

Decarboxylative fluorination, first explored by Patrick,^[99] was recently reported for secondary and tertiary aliphatic carboxylic acids with F-TEDA-BF₄ by Li via silver catalysis (Scheme 27).^[100] This approach is complementary to traditional nucleophilic fluorination reactions with DAST-type reagents. Involvement of Ag-mediated decarboxylation to form an alkyl radical during the reaction was demonstrated, but the detailed mechanism for the key C–F bond formation still remains undetermined. Photo-fluorodecarboxylation of α -aryloxyacetic acids or α -aryloxy- α -fluoroacetic acids was accomplished by treating the acid with NaOH in the presence of F-TEDA-BF₄ to afford aryl fluoromethylethers or aryl difluoromethylethers, respectively.^[101]



Scheme 27. Silver-catalyzed decarboxylative fluorination of aliphatic carboxylic acids with F-TEDA



Scheme 28. Photo-decarboxylative fluorination of α -aryloxycarboxylic acids with F-TEDA and NaOH

1.2. Nucleophilic fluorination

The challenges associated with nucleophilic fluorination ultimately derive from the high electronegativity of fluorine, which contributes to the high kinetic barriers in forming carbon–fluorine bonds despite the thermodynamic driving force of forming the C–F bond, the strongest carbon–heteroatom single bond known. The propensity of fluoride to form strong hydrogen bonds can attenuate its nucleophilicity when hydrogen bond donors are present. Rigorous exclusion of potential hydrogen bond donors renders fluoride a good nucleophile, but it also increases its basicity, which often leads to side reactions.

Use of alkali metal fluoride salts is desirable due to low cost especially compared to electrophilic fluorinating reagents.^[102] The strong lattice energy of such salts makes them weak nucleophiles and poorly soluble in organic solvents. Crown ethers such as 18-crown-6 can be used in combination with alkali metal fluorides to increase solubility of fluoride salts such as KF which often leads to an increase in reactivity.^[103] Aprotic solvents especially polar aprotic solvents^[103b, 104] are preferred for nucleophilic fluorination reactions in order that the nucleophilicity of fluoride anions remains unattenuated by hydrogen bonding interactions; the concomitant increase in fluoride's basicity can however lead to elimination byproducts. The addition of tertiary alcohols such as *tert*-butanol^[105] has been shown to maintain fluoride nucleophilicity while diminishing its basicity, thereby reducing undesired byproduct formation. Tetrabutylammonium difluorotriphenylsilicate (TBAT), tetramethylammonium fluoride (TMAF), and tetrabutylammonium

fluoride (TBAF, anhydrous TBAF can be synthesized^[106]) are commonly used soluble fluoride sources.

Fluorodeoxygenation of carbon centers commonly requires specialized fluorinating reagents that can accomplish oxygen activation/deoxygenation as well as provide a fluoride source. Various aryl and aminosulfur trifluorides^[12a, 107] and derivatives thereof as well as 2,2-difluoroimidazoline-type reagents^[108] participate in fluorodeoxygenation reactions. Several hydrogen fluoride-based reagents^[109] have been developed to assist sulfur displacement with fluoride in fluorodesulfurization reactions. Electrochemical fluorination with alkali metal–fluorides has been explored as an approach for the synthesis of organofluorides.^[110] Catalysis has enabled many nucleophilic fluorination reactions that are otherwise kinetically difficult to accomplish, such as the fluorination of arenes. Uncatalyzed nucleophilic aromatic substitution with fluoride does not proceed for electron-rich substrates because the rate-determining step is addition of the nucleophile to the arene to form a Meisenheimer-type complex.^[111] Additionally, chiral transition-metal and organocatalysts can be used for nucleophilic fluorination reactions to afford enantioenriched fluorinated compounds.

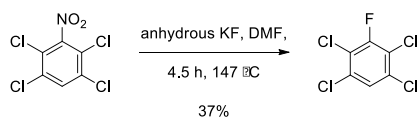
1.2.1. Nucleophilic fluorination for the synthesis of fluorinated aromatic carbon centers

S_NAr reactions are currently used on an industrial scale in the Halex (halogen exchange) process,^[112] although one or more electron-withdrawing groups on the arene are typically required. Aromatic substitution, catalyzed and non-catalyzed, is, at this point, one of the most direct methods for nucleophilic fluorination with control of regioselectivity. Improvement in the substrate scope is desirable because nucleophilic fluorination is preferred over electrophilic fluorination both on an industrial scale owing to the low cost of alkali metal fluorides and in radiochemical applications due to facile access to ¹⁸F-fluoride.

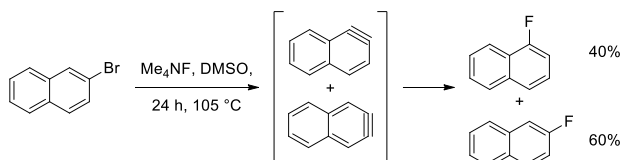
1.2.1.1. Traditional nucleophilic fluorination methods with main group elements

Balz and Schiemann first developed the nucleophilic fluorination of arenes via thermal decomposition of aryl diazonium tetrafluoroborate salts in 1927,^[113] a process which was improved subsequently.^[114] Displacement of chloride in 1-chloro-2,4-dinitrobenzene under forcing conditions with anhydrous potassium fluoride (the Halex process) was developed in 1936^[115] followed by fluorodenitration of arenes, by *ipso*-attack at the carbon bearing the nitro group (Scheme 29).^[116] More recent work in this area has allowed for the fluorination of electron-poor, chloro-, nitro-, or trimethylammoniumarenes with anhydrous tetrabutylammonium fluoride at room temperature in up to >95% yield.^[117] Aryl fluorides can also be accessed from reaction of aryl bromides with anhydrous tetramethylammonium fluoride; however, the process actually occurs through fluoride trapping of arylne intermediates generated from the elimination of the bromide with the strongly basic anhydrous fluoride and therefore provides a mixture of constitutional isomers (Scheme 30).^[118] Other approaches that have been explored involve two-step nucleophilic fluoro-demetalation of toxic organothallium(III) substrates^[119] as well as diaryliodonium substrates.^[120] Although simple fluorinated arenes can be synthesized with some of the aforementioned reactions, even on

industrial scale,^[112] none of these methods are tolerant of many functional groups or exhibit broad substrate scope.



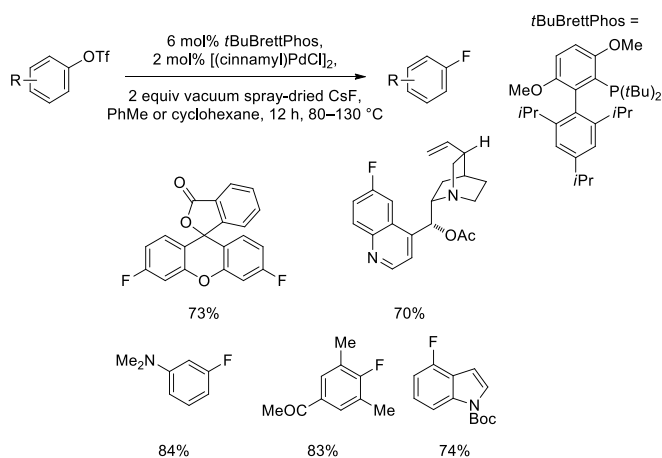
Scheme 29. Nucleophilic aromatic substitution with KF



Scheme 30. Fluorination of naphthyl bromide via aryne intermediates

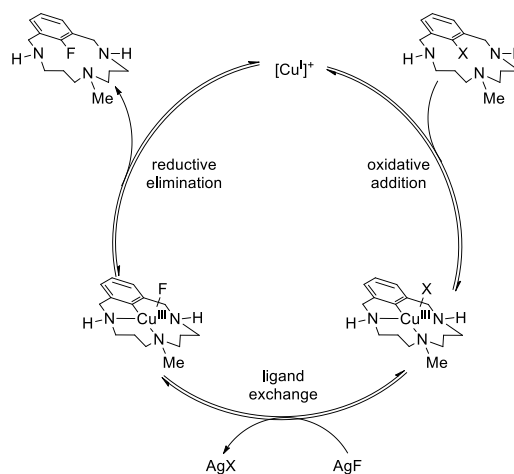
1.2.1.2. Transition-metal-catalyzed and -mediated nucleophilic fluorination

Transition-metal-catalyzed cross-coupling with fluoride as nucleophile has been investigated with late transition-metals such as nickel, copper, ruthenium, rhodium, palladium, iridium, and platinum.^[121] Reductive elimination of C–F bonds from Pd(II) is challenging; the difficulty of the reductive elimination step rises with increasing electronegativity of the nucleophilic coupling partner. For Pd(II) complexes stabilized by monodentate ligands, fluoride-bridge dimer complexes are readily formed, from which reductive elimination has never been observed. Cross-coupling fluorination of aryl triflates with fluoride via palladium catalysis (Scheme 31)^[121g, 122] was developed by Buchwald and co-workers with the bulky monodentate phosphine ligand *t*BuBrettPhos, which was crucial for successful C–F reductive elimination through a mononuclear, tri-coordinate palladium(II) complex. The fluorination of aryl triflates displays a broad substrate scope and tolerates nucleophilic functional groups not often tolerated in electrophilic fluorination methods due to competing fluorination of these electron rich sites. Protic functional groups are not tolerated under the reaction conditions, and the formation of constitutional isomers, potentially a result of the use of basic fluoride salts, was observed in some cases.^[122] Importantly, formation of reduced arenes (C–H bond formation instead of C–F bond formation) could be suppressed to a minimum, which enables practical purification of the fluoroarene products. Applications for positron emission have been evaluated and are currently limited to the synthesis of radiotracers of low specific activity.^[123]

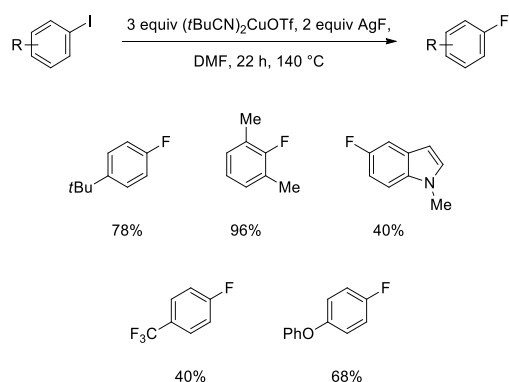


Scheme 31. Pd-catalyzed cross-coupling of aryl triflates with CsF

An oxidative addition—C–F reductive elimination sequence was established by the Ribas group via a Cu(I)–Cu(III) cycle using a contrived substrate that allowed for isolation of key intermediates (Scheme 32).^[121f] Oxidative addition of copper(I) into the aryl halide supported by the tris(amine) ligand generates a copper(III) complex, which upon ligand metathesis with silver fluoride, gives a copper(III) fluoride complex that undergoes reductive elimination to liberate the aryl fluoride product. Copper-mediated fluorination of electron-rich, electron-poor, as well as hindered aryl iodide substrates was reported by Hartwig, using three equivalents of a copper(I) complex and AgF (Scheme 33).^[124] The formation of hydrodehalogenated side products renders purification of the aryl fluoride products challenging.



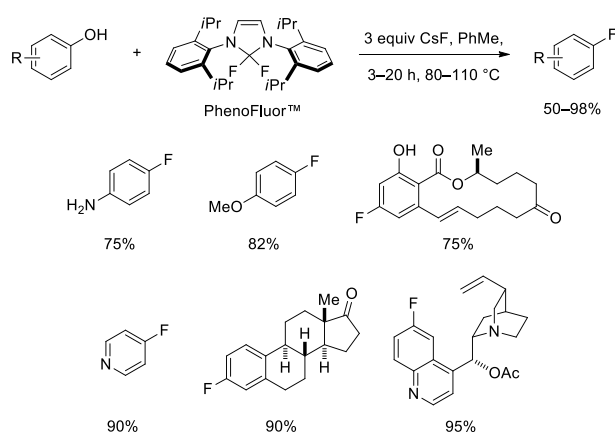
Scheme 32. Cu-catalyzed halide exchange on arenes with AgF



Scheme 33. Cu-mediation fluorination of aryl iodides with AgF

1.2.1.3 Nucleophilic deoxyfluorination

The ability to directly substitute the hydroxy group in phenols with fluoride obviates the need for pre-functionalization of the phenol. Catechol can be monodeoxyfluorinated by oxidation of the catechol to the *ortho*-quinone followed by nucleophilic deoxyfluorination with Deoxo-Fluor[®].^[125] This oxidation-fluorination method affords a mixture of *ortho*-fluorinated phenol isomers. One of the first examples of deoxyfluorination of nitro-substituted phenol was accomplished with *N,N'*-dimethyl-2,2-difluoroimidazolidine.^[108a] A general method, as described by our group, for the *ipso*-deoxyfluorination of phenols was accomplished with the commercially available difluoroimidazoline reagent PhenoFluor[™] and cesium fluoride (Scheme 34).^[108b] Electron-poor, -neutral, and -rich aryl fluorides in addition to heteroaromatic fluorides can be synthesized from the corresponding phenol precursors using this method.



Scheme 34. Deoxyfluorination of phenols with PhenoFluor[™]

1.2.2. Nucleophilic fluorination for the synthesis of fluorinated sp^3 carbon centers

Nucleophilic fluorination at primary sp^3 carbon centers through appropriate selection of fluoride source, leaving group, and solvent, is well established.^[13a, 103a, 126] Nucleophilic fluorination at a secondary or tertiary sp^3 carbon center is inherently more difficult and no general, functional-group-tolerant method is currently available. Deoxyfluorination with sulphur tetrafluoride or derivatives thereof can afford fluoride from secondary or tertiary

carbinols, but competing elimination^[12a] and rearrangement^[12a, 127] reactions occur frequently. Halo-fluorination of alkenes were accomplished via treatment of the alkene with *N*-iodosuccinimide and tetraalkylammonium hydrogen fluoride.^[128] Nucleophilic opening of epoxides^[129] and aziridines^[130] with fluoride affords vicinal fluoroalcohols and fluoroamines respectively which have been elaborated to multivincinal multi-fluoroalkanes.^[129d, 131]

Carbonyl compounds were first converted to geminal difluoromethylene functional groups with sulphur tetrafluoride.^[132] The toxicity and volatility of sulfur tetrafluoride led to the development and use of less volatile reagents such as aryl and aminosulfur trifluorides.^[12a, 107] Diethylaminosulfur trifluoride (DAST)^[12] has most commonly been used to fluorinate oxygenated (carbonyl, hydroxyl) or sulfur-containing (thiocarbonyl, sulfide) substrates.^[107c, 133] The mechanism of DAST-mediated fluorination is proposed to begin with nucleophilic attack of the alcohol substrate on the sulphur atom of DAST to form an alkoxyaminodifluorosulfane intermediate^[134] that is activated for S_N2 attack by fluoride. In some cases, however, fluorination with DAST affords products consistent with an S_N1 mechanism.^[133b] Additional drawbacks of DAST include moisture sensitivity as well as a propensity to explode upon heating.^[107e]

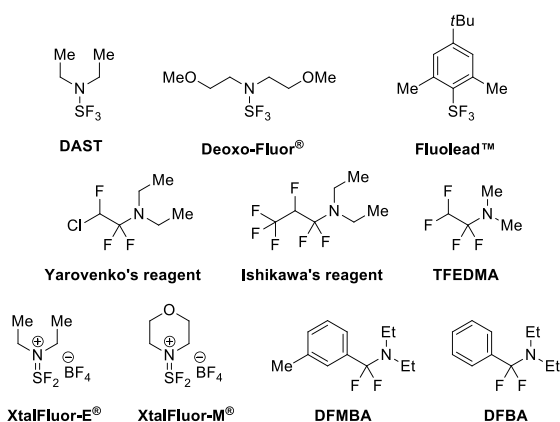
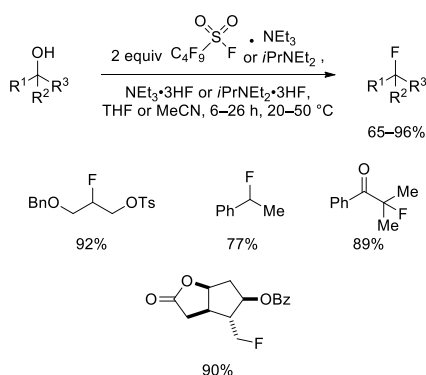


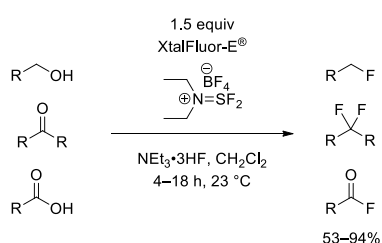
Figure 2. A selection of deoxyfluorinating reagents

Besides DAST, deoxyfluorination and dethiofluorination can be accomplished with several different reagents: pyridinium poly(hydrogen fluoride) (Olah's reagent),^[109a, b, 109d] nitrosonium tetrafluoroborate/pyridinium poly(hydrogen fluoride),^[109c] triethylamine tris(hydrogen fluoride) (TREAT•HF),^[109e] perfluoro-1-butan-1-ylsulfonamide (PBSF),^[135] sulfonyl fluoride/TREAT•HF mixture (Scheme 35),^[136] Yarovenko's reagent,^[137] Ishikawa's reagent,^[138] TFEDMA,^[139] *N,N'*-dimethyl-2,2-difluoroimidazolidine,^[108a] 4-morpholinylsulfur trifluoride,^[107d, 140] Deoxo-Fluor[®],^[107f, 141] bromine trifluoride,^[142] and 4-*tert*-butyl-2,6-dimethylphenylsulfur trifluoride (Fluolead[™]).^[143] Deoxo-Fluor[®] is currently the most commonly used reagent for fluorination reactions and is considered a safer, more thermally stable alternative to DAST but is similarly moisture-sensitive and prone to decomposition to generate toxic HF. Likewise, Olah's reagent exhibits corrosive properties and toxicity due to presence of HF; TREAT•HF is considered to be a less hazardous alternative and is mild enough to be used in borosilicate glassware.



Scheme 35. Deoxyfluorination of various alcohols with perfluorobutanesulfonyl fluoride-triethylamine adduct and TREAT·HF

Development of the non-explosive, crystalline, less moisture-sensitive deoxyfluorinating reagent XtalFluor-E[®] (diethylaminodifluorsulfonium tetrafluoroborate)^[144] and related reagents^[145] has resulted in fluorodeoxygenation with fewer byproducts (Scheme 36). Unlike DAST or Deoxo-Fluor[®], fluorination with XtalFluor-type reagents requires the addition of amine hydrogen fluoride such as triethylamine tris(hydrogen fluoride) as a fluoride source because after addition of an alcohol to XtalFluor, the diethylamino group is fully protonated and release the fluoride does not occur. Instead of adding an external fluoride source, addition of DBU can also promote release of fluoride by deprotonation.

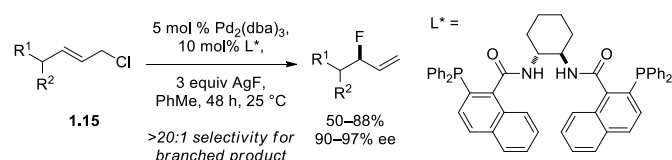


Scheme 36. Deoxyfluorination of alcohols, carbonyls, and carboxylic acids with XtalFluor-E[®]

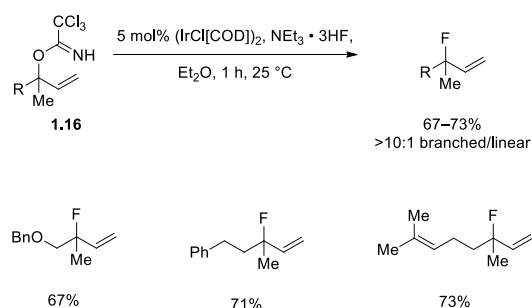
The synthesis of propargylic fluorides can be accomplished via deoxyfluorination of propargylic alcohols with DAST^[146] or fluorination of a variety of activated propargylic substrates^[147] such as propargylic mesylates or silyl ethers. Other commonly used deoxyfluorinating reagents for the synthesis of propargylic fluorides include SF₄,^[147a, 147b, 148] dialkylaminosulfur trifluorides,^[147c, d, 147f, g] Yarovenko's reagent (Figure 2),^[149] and Ghosez's reagent (*N,N*-diisopropyl-1-fluoro-2-methylpropenamine).^[150] Grée achieved the synthesis of chiral propargylic fluorides through an S_N2 reaction between chiral, non-racemic propargylic alcohols and fluoride^[151] This approach is substrate dependent; many chiral propargylic alcohols give enantiomeric excess-eroded or racemized products through a competing S_N1 pathway. The majority of syntheses of propargylic fluorides utilize nucleophilic fluorination; Hammond^[152] and Gouverneur^[88a] have investigated electrophilic fluorination routes to propargylic fluorides.

Middleton first reported the dehydroxyfluorination of allylic alcohols with DAST,^[146] which was used subsequently to study the

fluorination of allylic alcohol substrates containing different substituents and substitution patterns.^[153] Temporary complexation of the π-system of allylic alcohols using a stoichiometric amount of rhenium^[154] or iron^[155] can prevent allylic transposition during dehydroxyfluorination reactions, a common side reaction. Complexation of chiral racemic allylic alcohols leads to two diastereomeric transition metal complexes, which can be separated and fluorinated stereospecifically. The need for stoichiometric amounts of transition metals, as well as additional protection-deprotection steps has limited the utility of this approach. Besides DAST, other reagents display reactivity in dehydroxyfluorinations, such as bis(dialkylamino)sulfur difluorides,^[146, 156] Yarovenko's reagent,^[157] Ghosez's reagent,^[158] and IF₅ in NEt₃·3HF.^[159] The reactivity of other activated allylic substrates has also been explored.^[160] An attractive route to allylic fluorides is the Tsuji-Trost-type fluoride displacement of a leaving group catalyzed by a transition-metal complex. Because fluoride is a better leaving group than acetate, which is a commonly employed leaving group in Tsuji-Trost reactions,^[161] the selection of an appropriate leaving group proved crucial in the development of this transformation. The selective synthesis of either linear or branched allylic fluorides constitutes an additional challenge^[162] in the Tsuji-Trost-type allylic displacement reaction. Doyle reported an enantioselective fluorination of cyclic^[163] and acyclic (Scheme 37)^[164] allylic chlorides in the presence of a chiral palladium catalyst with branched : linear selectivities of >20:1 for most substrates. A variety of functional groups can be tolerated; currently, long reaction times and an excess of silver fluoride is required for optimum yields. Oxabicyclic alkenes can undergo ring-opening with fluoride and a rhodium catalyst.^[165] Secondary and tertiary allylic fluorides can be synthesized from allylic trichloroacetamidates **1.16** under iridium catalysis (Scheme 38)^[166] while terminal allylic fluorides can be synthesized from cinnamyl allylic carbonates as reported by Gouverneur and Brown^[167] and cinnamyl allylic phosphorothioate esters as reported by Wu, both via palladium catalysis.^[168]



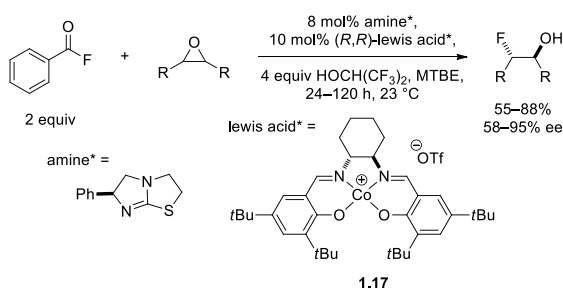
Scheme 37. Pd-catalyzed enantioselective synthesis of branched allylic fluorides



Scheme 38. Ir-catalyzed fluorination of allylic trichloroacetamidates

1.2.3. Nucleophilic fluorination of olefins and epoxides

In addition to S_N2 reactions, nucleophilic fluorination of olefins through bromofluorination of olefins^[169] and epoxide opening with fluoride can provide access to fluorinated secondary or tertiary carbon centers. Asymmetric opening of *meso*-epoxides with fluoride was first reported by Haufe with stoichiometric amounts of chiral Lewis acid complexes^[170] and later with a Co(III)-salen catalyst **1.17** by Doyle and co-workers (Scheme 39)^[171] for non-linear *meso*-epoxides and terminal epoxides. In situ fluoride release from benzoyl fluoride was employed to suppress background reactions and catalyst inhibition. Mechanistic studies suggest that the rate-determining epoxide opening step proceeds via a bimetallic complex, which led to the design of a more efficient dimeric catalyst containing two linked molecules of the cobalt-salen complex (Scheme 39).



Scheme 39. Co(III)-catalyzed asymmetric opening of *meso*-epoxides with fluoride

2. Fluoromethylation

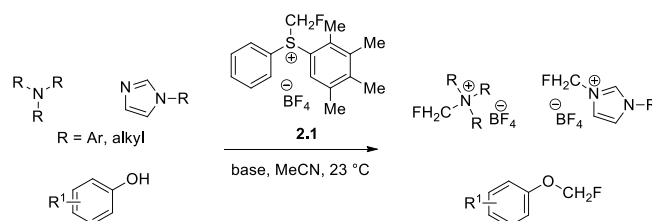
Fluorinated functional groups such as monofluoromethyl and difluoromethyl groups have been used as oxygen mimics in molecules such as nucleotides, phosphate esters, and sulphate esters.^[172]

Introduction of fluoromethyl groups via a S_N2 reaction with fluoromethyl halide reagents is more challenging than methylation with methyl halide reagents because the transition state involves build-up of partial positive charge on the pentacoordinate carbon functionalized with electronegative fluorine. Reactive nucleophiles and fluoromethylating reagents with good leaving groups are thus required for electrophilic fluoromethylation. Difluoromethylation and trifluoromethylation reactions via a S_N2 mechanism are increasingly impeded by the compounded destabilizing effect of each additional fluorine atom. Nucleophilic fluoromethylation of electrophiles relies on the use of fluoromethide equivalents, typically containing mesomeric stabilizing groups such as sulfones. Many α -fluorinated carbanions are kinetically unstable due to 1,1-elimination to form carbenes. Although rare, an example of radical fluoromethylation has been reported.^[173]

2.1. Electrophilic methods for fluoromethylation

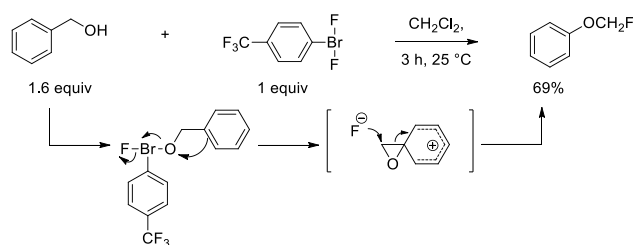
Fluoromethylation of phenols, thiophenols, as well as of imidazole and indole can be accomplished with chlorofluoromethane as the alkylating reagent as described by Hu and co-workers.^[174] The reaction is postulated to occur via an S_N2 mechanism, rather than through single electron transfer processes.^[174] Monofluoromethylated amines, ethers, and sulfides can be unstable due to the hyperconjugation of the lone pair

electrons with the σ^*_{C-F} orbitals, which results in the elongation of the C–F bond and can lead to fluoride extrusion. Fluoromethylsulfonium reagent **2.1**, which undergoes fluoromethylation reactions with tertiary amines, imidazoles, phosphines, carbon-based nucleophiles, and even carboxylic and sulfonic acids was developed by Prakash and Olah (Scheme 40).^[175] The process by which electrophilic fluoromethyl transfer occurs is currently unclear; both two-electron and one-electron pathways are conceivable. Because reagent **2.1** is synthesized through chlorofluoromethane alkylation of sodium thiophenolate, fluoromethylation with chlorofluoromethane is more efficient and can afford comparable yields for reactive substrates such as phenols, thiophenols, and imidazoles.^[175] Electrophilic fluoromethylation of carbon nucleophiles is limited to methyne nucleophiles containing mesomeric stabilizing groups because for the corresponding methylene nucleophiles, the reaction products are susceptible to hydrogen fluoride elimination. Another fluoromethylating reagent *N*-dimethyl-*S*-fluoromethyl-*S*-phenylsulfoximinium, developed by Shibata and co-workers, is used for alkylation at oxygen of nucleophiles such as phenols and α -carbonyl-enols; the reason for the chemoselectivity is currently under investigation.^[176] To the best of our knowledge, electrophilic fluoromethylation of aryl nucleophiles have not yet been reported in the literature.



Scheme 40. Monofluoromethylation of various *N*-, *O*-, *C*-nucleophiles

Another approach for the synthesis of fluoromethylated ethers involves the oxidative rearrangement of benzyl alcohols induced by XeF₂^[177] or aryl difluoro- λ^3 -bromane (Scheme 41)^[178] through phenyl group participation in the aryl carbon–oxygen bond forming step of aryl α -fluoromethyl ether synthesis. Electrophilic fluorination of *O,S*-acetals^[179] and α -carboxymethyl ethers^[199, 180] can also afford α -fluoromethyl ethers. Relatedly, *N*-fluoropyridium triflate can be used to oxidize the C–H bond on the methyl group of methyl sulfide to afford α -fluoromethyl sulfides.^[181]



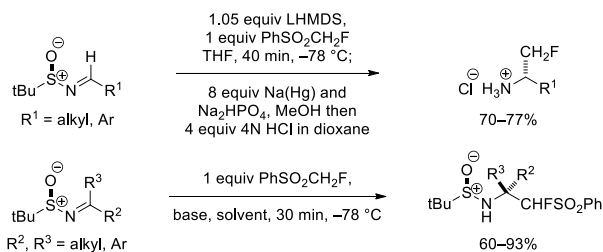
Scheme 41. Oxidative rearrangement of benzyl alcohol to monofluoromethyl phenol with aryl difluoro- λ^3 -bromane

2.2. Nucleophilic methods for fluoromethylation

The synthesis of α -fluoromethyl ethers^[182] and sulfides^[183] can be accomplished from chloromethyl ethers or thioethers through

chloride displacement with KF. Nucleophilic displacement requires heating in refluxing acetonitrile and starting materials often decompose before displacement occurs. Additionally, nucleophilic fluorinating reagents such as DAST,^[184] tetrabutylammonium dihydrogentrifluoride,^[185] and Deoxo-Fluor[®]^[141c] have been used to induce fluoro-Pummerer rearrangements of sulfides and sulfoxides to yield α -fluoromethylsulfides. It should be noted that α -fluoromethyl sulfides are easily oxidized to the α -fluoromethyl sulfoxide in ambient atmosphere.

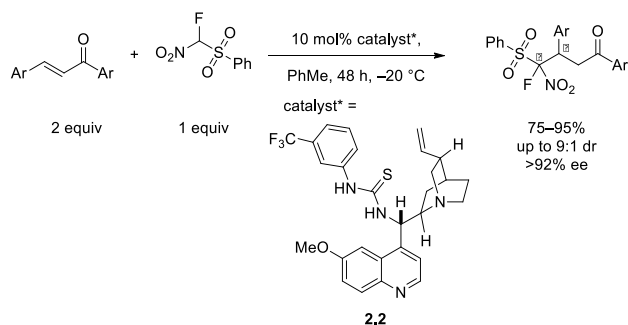
The general approach to nucleophilic fluoromethylation involves electrophiles bearing electron-withdrawing group-stabilized fluoromethide equivalents generated by deprotonation of pronucleophiles such as fluorobis(phenylsulfonyl)methane (FBSM) or α -fluoro(phenylsulfonyl)methane (FSM). Diastereoselective fluoromethylation of chiral *N*-(*tert*-butylsulfinyl)aldimines (Scheme 42)^[186] and ketimines (Scheme 42),^[187] chiral α -amino *N*-(*tert*-butylsulfinyl)aldimines^[188] have been reported as well as fluoromethylation of aldehydes^[189] (followed by a Ritter-type reaction to give α -fluoromethylated acetamides^[190]) and the 1,4-fluoromethylation of α,β -unsaturated carbonyls.^[191] The use of a chiral auxiliary implies the need for stoichiometric amounts of chiral material, but >99:1 facial selectivity can be obtained in the transformation. Diastereoselectivity is proposed to originate from a closed six-membered metal cation–chelation transition state with the sulfinyl directing group and the α -fluoro(phenylsulfonyl)methyl anion. Fluorobenzoylation has also been reported with fluorobenzylsulfone pronucleophiles.^[192]



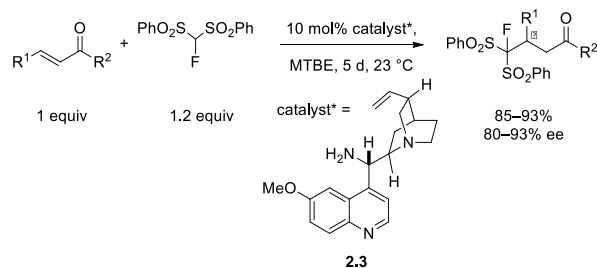
Scheme 42. Monofluoromethyl pronucleophile addition to chiral *N*-(*tert*-butylsulfinyl)aldimines and ketimines

The nucleophilic reactivity of resonance-stabilized fluoromethyl anions have been used in the Mitsunobu reaction of alcohols^[193] as well as substitution reactions with alkyl halides^[194] en route to monofluoroalkenes. Hydrofluoromethylallylation of alkynes with palladium catalysts^[195] affords 3-fluoropropene products. Enantioselective fluoromethylation via transition-metal catalysis, PTC, and organocatalysis have been established with fluoromethyl pronucleophiles, most commonly with FBSM. Analogous to asymmetric allylic alkylation reaction with other nucleophiles with pK_a values ≤ 10 , the palladium-catalyzed asymmetric alkylation of allylic acetates with FBSM^[196] most likely occurs via external addition of the fluoromethyl nucleophile to the chiral palladium-allyl complex to afford the enantioenriched fluoromethylated product. Cross-coupling of 2-pyridylsulfonyl iodofluoromethane with aryl iodides via copper(I) salts has been also reported.^[197] FBSM was used in the enantioselective Mannich reaction under PTC for the synthesis of enantioenriched α -monofluoromethylated amines.^[198] Ion-pairing between the chiral ammonium salt and the α,α -substituted fluoromethyl anion in a polar aprotic solvent gives rise to enantioselective addition to the imine intermediate.

Organocatalysts were used as bifunctional catalysts for the enantioselective addition of α -fluoro- α -nitro(phenylsulfonyl)methane (Scheme 43)^[199] or FBSM (Scheme 44)^[200] to α,β -unsaturated ketones with cinchona alkaloid-derived catalysts **2.2** and **2.3** to afford β -fluoromethylated ketones. Hydrogen-bonding between both the electrophile and nucleophile with the quinuclidine moiety as well as the thiourea (Scheme 43) or amine (Scheme 44) is postulated to induce enantioselectivity.



Scheme 43. Organocatalytic enantioselective 1,4-conjugate addition of fluoromethyl pronucleophile to α,β -unsaturated aryl ketones



Scheme 44. Organocatalytic enantioselective 1,4-conjugate addition of fluoromethyl pronucleophile to α,β -unsaturated aryl ketones

3. Difluoromethylation

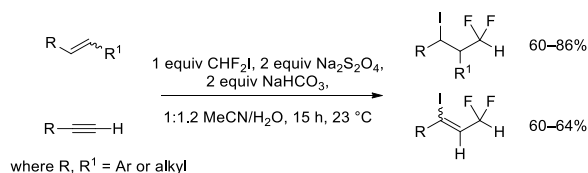
Molecules containing α -fluoro and α,α -difluoro groups are important components of pesticides and pharmaceuticals.^[201] The α,α -difluoromethyl group has been examined for its propensity to serve as a hydrogen bond donor as potential replacement for hydroxyl groups inter alia.^[202] Many approaches towards electrophilic difluoromethylation as well as electrophilic trifluoromethylation (chapter 4), are based on radical reactivity. This is likely due to the stability imparted by multiple fluorine substitution on radical intermediates and explains the scarcity of radical reactions that achieve electrophilic monofluoromethylation. Additionally, a significant number of electrophilic difluoromethylation methods involve difluorocarbene intermediates. The π -donating ability of fluorine imparts stability difluorocarbene as well as difluoromethyl radicals compared to their nonfluorinated counterparts and leads to moderate, controlled reactivity.^[13g] The increased acidity of XF₂C–H compared to XFHC–H facilitates the formation of F₂CX[–], where X is a leaving group, the precursor to difluorocarbenes. In developing nucleophilic difluoromethylation reactions, the challenge of difluoromethyl anion being prone to α -elimination and decomposition, needs to be overcome and this is often addressed through the use of electron-withdrawing group-stabilized pronucleophiles. Difluoromethyl pronucleophiles such as

difluoromethyl phenyl sulfone typically contain one substituent that can provide mesomeric stabilization to the anion and often another substituent (usually a halide or silyl group), which is used to generate the anion.

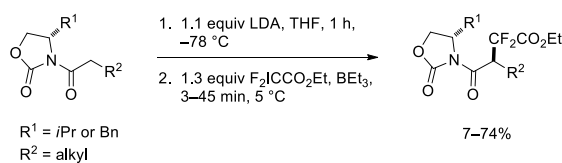
3.1. Electrophilic methods for difluoromethylation

3.1.1. Radical difluoromethylation

Radical difluoromethylation of alkenes and alkynes has been reported with difluoriodomethane facilitated by sodium dithionite as a radical initiator (Scheme 45).^[203] Similarly, difluorodibromomethane or difluorobromochloromethane in combination with the radical initiator CuCl is used for the difluoromethylation of olefins.^[204] Radical α -difluoromethylation of enamines and ynamines^[205] can be performed with difluorodihalomethane reagents under UV irradiation. Additionally, alkenes can be difluoromethylated with halodifluorosulfides,^[206] halodifluorosulfonyl reagents,^[207] halodifluorosulfonamide reagents,^[208] halodifluorosulfanyl reagents,^[209] and halodifluoromethane.^[203, 210] in the presence of appropriate radical initiators. α -Difluoromethylation of enolates with iododifluoroacetate can be mediated by the radical initiator triethylborane (Scheme 46).^[211] After saponification of the imide, decarboxylative bromination of the resulting carboxylic acid to afford the difluorobromomethyl group followed by reduction of the carbon–bromine bond yields the difluoromethylated product. An example of enantioselective α -difluoromethylation of octanal was reported using photoredox catalysis and ethyl difluoroiodoacetate.^[212]



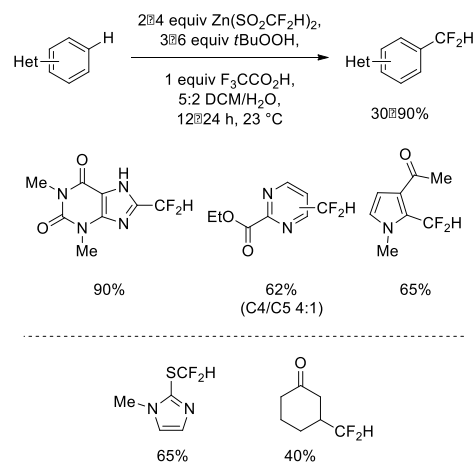
Scheme 45. Radical addition of iododifluoromethane across alkenes and alkynes



Scheme 46. Diastereoselective chiral auxiliary-mediated α -alkylation with difluoromethylating reagent

Radical difluoromethylation of C–H bonds in heteroarenes with *tert*-butylhydrogen peroxide and crystalline, bench-top stable $\text{Zn}(\text{SO}_2\text{CF}_2\text{H})_2$ at ambient temperature and atmosphere was established by the Baran group (Scheme 47).^[213] Stable fluoroalkyl metal sulfinate complexes for the generation of trifluoromethyl radicals were previously used for the radical trifluoromethylation of heteroarenes, but $\text{Zn}(\text{SO}_2\text{CF}_2\text{H})_2$ as a source of difluoromethyl radicals gives access to a larger variety and higher yield of functionalized heteroarenes. In the reaction, difluoromethyl radicals are generated and observed to preferentially react with the electron-

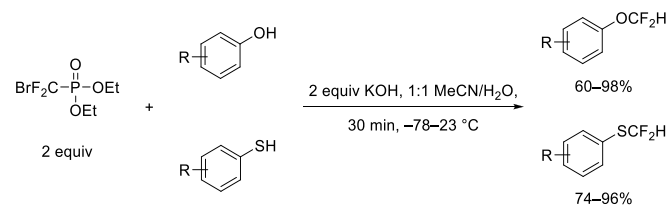
poor sites of arenes and electron-deficient π -systems such as enones at the β -position, likely due to the electrophilic character of difluoromethyl radicals.



Scheme 47. Radical difluoromethylation of heteroarenes with $\text{Zn}(\text{SO}_2\text{CF}_2\text{H})_2$ and *tert*-butylhydrogen peroxide

3.1.2. Electrophilic difluoromethylation through carbene intermediates

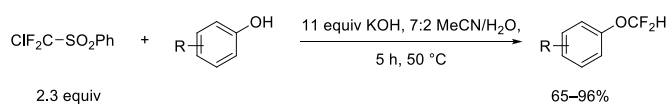
Aryl difluoromethyl ethers and thioethers can be synthesized from phenoxides^[214] and thiophenolates^[214c-e, 214g] with sources of difluorocarbene such as difluorohalomethane,^[214a, 214c, d] difluorohalomethane,^[214b, 214e] diethylbromodifluoromethyl phosphonate (Scheme 48),^[214g] and fluorosulfonyl difluoroacetic acid reagents.^[214f] Difluoromethylation with diethylbromodifluoromethyl phosphonate, as described by Zafrani and Segall, has proven most successful, allowing for difluoromethylation of simple electron-rich or -poor phenols and thiophenols in 60–96% yield (Scheme 48).^[214g] In addition, enolizable functional groups such as acetyl groups do not undergo side reactions with the reagent. The proposed mechanism for the generation of difluorocarbene from diethyl phosphonate with release of difluorobromomethyl anion followed by α -elimination of bromide from difluorobromomethyl anion to give difluorocarbene.



Scheme 48. Difluoromethylation of phenols and thiophenols with ethyl bromodifluoromethylphosphonate

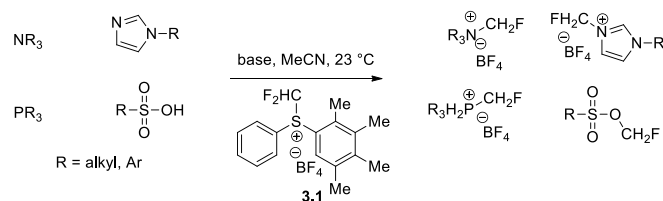
Fluorinated alcohols,^[214f, 215] quinoxalinones,^[216] as well as amides and oximes^[217] can undergo *O*-difluoromethylation with various difluoromethylating reagents. Non-fluorinated aliphatic alcohols remain problematic substrates for difluoromethylation, often giving rise to low yields.^[218] Likewise, nitrogenous nucleophiles such as azoles,^[219] 2-mercaptoazoles,^[220]

sulphonamides,^[221] sulfanyl tetrazoles,^[222] benzotriazoles and tetrazoles,^[223] 2-acetaminopyridine,^[224] and indazoles^[225] can be converted into *N*-difluoromethylated products. Historically, other reagents used in *N*-difluoromethylations include Zn(CF₃)Br,^[226] Cd(CF₃)₂,^[226a, 226b, 226d, 227] and Bi(CF₃)₃/AlCl₃,^[226d] all of which react through difluorocarbene intermediates. More recently, non-ozone-depleting reagents 2-chloro-2,2-difluoroacetophenone^[228] and chlorodifluoromethyl phenyl sulfone (Scheme 49)^[229] have been used to generate difluorocarbene in the presence of nucleophiles to afford *O*- and *N*-difluoromethylated products.



Scheme 49. Difluoromethylation of phenols with chlorodifluoromethyl phenyl sulfone

Various nucleophiles including tertiary amines, imidazoles, phosphines, and sulfonates can be treated with difluoromethylsulfonium reagent **3.1** developed by Prakash to afford *N*-, *P*-, and *O*- difluoromethylated products (Scheme 50); however, the reagent did not give the corresponding difluoromethylated products with either phenols, carbon-based nucleophiles or primary/secondary amines. Decomposition of the reagent via deprotonation of the acidic proton on the difluoromethyl group in the presence of the nucleophile may provide a rationale for why some more basic nucleophiles prove incompatible with the reagent.^[230] Similarly, *N,N*-dimethyl-*S*-difluoromethyl-*S*-phenylsulfonium tetrafluoroborate can be used to alkylate *N*-, *P*-, and *S*-nucleophiles.^[218]

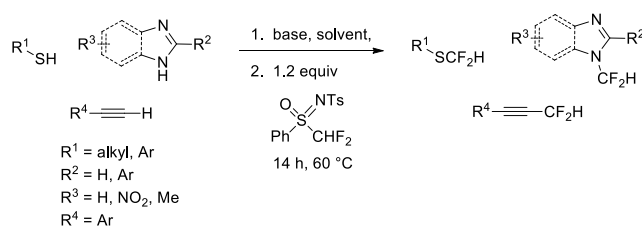


Scheme 50. Difluoroalkylation of tertiary amines and phosphines, imidazoles, and sulfonic acids

Difluoromethylation of *C*-nucleophiles with p*K*_a values (in DMSO) in the range of 16.3 to 19.1 can be accomplished with chlorodifluoromethane (Freon R-22) and affords products in 7–64% yield.^[231] Treatment of enolates with chlorodifluoromethane gives rise to α -difluoromethylated carbonyl products,^[232] while diastereoselective α -difluoromethylation of *N*-acyloxazolidinones utilizes bromodifluoromethane.^[233] Trimethylsilyl fluorosulfonyldifluoroacetate (TFDA), which also acts as a source of difluorocarbene, reacts with alkenes,^[234] alkynes,^[234d] and ketones^[235] to form gem-difluorocyclopropanes, gem-difluorocyclopropenes, and gem-difluoropropane ethers respectively. Less commonly, this reagent is used for difluoromethylation reactions at heteroatoms.^[234a, 236]

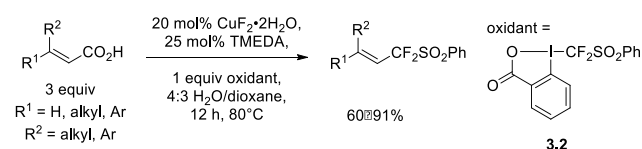
3.1.3. Electrophilic difluoromethylation by other mechanisms

The development of alkylating reagent *N*-tosyl-*S*-difluoromethyl-*S*-phenylsulfonimine led to the successful difluoromethylation of *S*-, *N*-, and *C*-nucleophiles (Scheme 51).^[237] The results of deuterium-exchange studies have rendered the formation of difluorocarbene intermediates unlikely since deprotonation/protonation steps would likely occur in the mechanism, leading to deuterium incorporation, which was not observed. This observation may provide a rationale for why the sulfonium reagent is not competent for the difluoromethylation of phenols, which have been shown to react with difluorocarbene. Aryl α,α -difluoroethers can be synthesized, however, via oxidative rearrangement of aldehydes with difluoroarylbromane.^[238]



Scheme 51. Difluoromethylation *S*-, *C*-, *N*-nucleophiles with *N*-tosyl-*S*-difluoromethyl-*S*-phenylsulfonimine

When iodotrifluoromethane is treated with lithium enolates, alkylation occurs selectively with fluoride displacement instead of iodide displacement.^[239] The selective fluoride displacement is attributed to activation of fluoride with lithium, driven by the formation of lithium fluoride, which has the highest alkali metal-halide lattice energy.^[240] Copper-catalyzed decarboxylative difluoromethylation of α,β -unsaturated carboxylic acids was accomplished with electrophilic iodonium-based difluoromethyl reagent **3.2** in 60–91% yield with stereocontrol of double-bond geometry (Scheme 52).^[241] Difluoromethylation of boronic acids can be accomplished with copper, ethyl difluoroiodoacetate and *N,N*-diethyl-difluoroiodoacetamide.^[242]



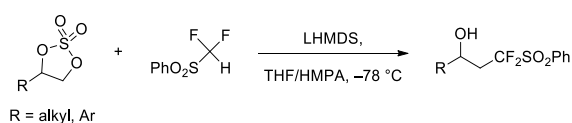
Scheme 52. Cu-catalyzed decarboxylative difluoromethylation of α,β -unsaturated carboxylic acids

3.2. Nucleophilic methods for difluoromethylation

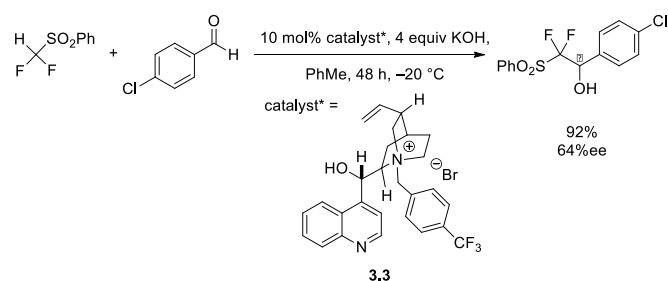
Nucleophilic approaches to the synthesis of α,α -difluoromethylene ethers are still in use, but their importance declined with the development of milder, high-yielding electrophilic difluoromethylation methods. Nucleophilic fluorodesulfurization of thioesters^[141a, 141i] and xanthates^[205, 214b, 243] in addition to nucleophilic fluorodeoxygenation of aryl formylesters^[244] have been used to synthesize α,α -difluorinated ethers. Similarly the α,α -difluorination of thioacetal-protected esters can be accomplished with TREAT • HF and bromine.^[245] Fluorination of carbonates with SF₄ results in bis(alkoxy)difluoromethane products.^[246] An extensive review was published on the synthesis of α -fluorinated ethers, sulfides, amines, and phosphines.^[201b]

3.2.1. Nucleophilic difluorination to form $C_{sp3}-CF_2X$ bonds

C–H acidic difluoromethyl pronucleophiles containing sulfone, sulfoxide, or phosphonate electron-withdrawing groups are deprotonated prior to reaction with alkyl halides,^[247] carbonyl substrates,^[190, 248] chiral sulfinylimines,^[249] amino sulfinylimines^[188] and cyclic sulfates (Scheme 53) and sulfimidates.^[250] Difluoromethyl phenyl sulfoxide^[251] and phosphonate^[252] reagents have also been used. The electron-withdrawing group in the pronucleophile used for nucleophilic difluoromethylation such as a sulfone is cleaved to give the difluoromethyl group after the pronucleophile is introduced into the substrate. The aforementioned difluoromethyl pronucleophiles are readily prepared,^[214e, 214g, 253] thermally stable after deprotonation,^[254] and the electron-withdrawing group can be removed after difluoromethylation.^[254] Phase-transfer catalysis with **3.3** for the enantioselective addition of difluoromethyl phenyl sulfone to aldehydes was explored, with enantioselectivity ranging from 4–64% ee (Scheme 54).^[255]



Scheme 53. Ring opening of cyclic sulfates with difluoromethyl phenyl sulfone



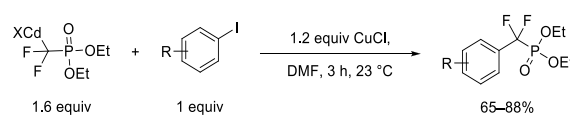
Scheme 54. Enantioselective addition of fluoromethyl pronucleophile to aryl aldehydes using a chiral ammonium cinchona alkaloid catalyst

The electron-rich organic reductant tetrakis(dimethylamino)ethylene (TDAE) has an oxidation potential similar to zinc metal^[256] and can transfer two-electrons via sequential single-electron transfer (SET). TDAE is used to reduce the carbon–halogen bond in difluoromethyl pronucleophiles to generate difluoromethyl anion equivalents which can react with aldehydes.^[257] Reaction of trimethylsilyldifluoromethyl pronucleophiles with carbonyl substrates are mediated by fluoride or Lewis acids.^[258] Advantages of utilizing silyl-based difluoromethyl pronucleophiles include easy preparation of the reagents^[259] and compatibility with enolizable carbonyl compounds. More recently, reagent (*R*)-*N*-*tert*-butyldimethylsilyl-*S*-difluoromethyl-*S*-phenylsulfoximine has been developed for the diastereoselective nucleophilic difluoromethylation of aryl ketones.^[260]

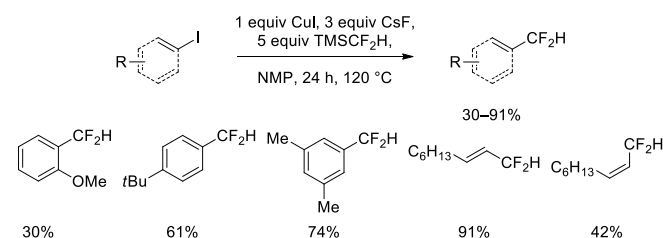
3.2.2. Nucleophilic difluorination to form $C_{sp2}-CF_2X$ bonds

In the presence of copper chloride, cadmium difluoromethylphosphonate reagents can be cross-coupled with iodoarenes to afford aryl difluoromethylphosphonates (Scheme 55).^[261] Similarly, copper-based difluoromethylating reagents

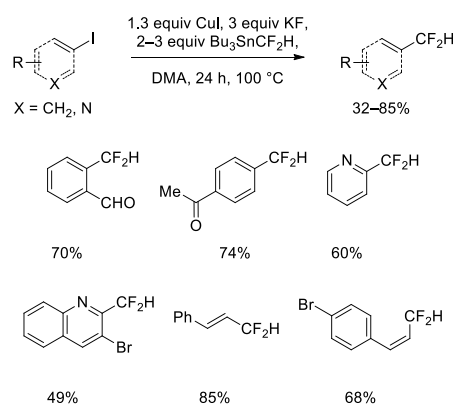
derived from halodifluoroacetate undergo cross-coupling with aryl or alkenyl iodides.^[262] The copper-catalyzed cross-coupling of aryl halides and ethyl trimethylsilyldifluoroacetate to yield substituted difluoromethyl benzoates, which, after saponification and decarboxylation, afford difluoromethylarenes, was reported by Amii.^[263] Ethyl *ortho*-iodobenzoate derivatives can undergo copper-catalyzed cross-coupling with zinc diethyldifluoromethylphosphonate as reported by Zhang.^[264] Direct difluoromethylation of aryl and alkenyl iodides using five equivalents of $TMSCF_2H$ as the difluoromethyl pronucleophile with copper salts was established by Hartwig and co-workers (Scheme 56).^[265] The latter method tolerates electron-rich as well as electron-poor functional groups and directly affords the desired difluoromethylated products in 30–91% isolated yield. Prakash and co-workers recently developed a method for the difluoromethylation of aryl and alkenyl halides as well as heteroaryl halides with Bu_3SnCF_2H and copper salts (Scheme 57).^[266] Difluoromethyl arenes can also be synthesized by nucleophilic deoxyfluorination of aromatic aldehydes with Deoxo-Fluor.^[267]



Scheme 55. Cu-mediated cross-coupling of cadmium-based difluoromethyl pronucleophile with aryl iodides



Scheme 56. Direct difluoromethylation of aryl and alkenyl iodides with copper iodide and $TMSCF_2H$



Scheme 57. Direct difluoromethylation of aryl, heteroaryl, and alkenyl iodides with copper iodide and Bu_3SnCF_2H

4. Trifluoromethylation

Trifluoromethyl groups are electron-withdrawing substituents that increase the lipophilicity of molecules.^[15] Functionalization of

anti-cancer agent epothilone with a trifluoromethyl group (later named fludelone) serves as an example of how trifluoromethylation can increase the metabolic stability of the molecule while retaining comparable cytotoxic potency.^[268] Hence, there is considerable interest in developing methods for controlled introduction of trifluoromethyl groups into small molecules. Compared to mono- and difluoromethylation, fewer synthesis strategies are available for the introduction of trifluoromethyl groups; because three of the four substituents on the carbon atom are pre-determined, only one other substituent can be varied, which limits potential synthetic handles. Transition-metal-mediated trifluoromethylation is complicated by the strong metal–CF₃ bond originating from both the polar contribution of the bond as well as backbonding from filled metal d orbitals into the $\sigma^*_{\text{C-F}}$ bonds, which therefore results in a high barrier to C–CF₃ bond formation.

4.1. Electrophilic trifluoromethylation

A range of substrates can be trifluoromethylated employing functional group tolerant reagents and conditions. In laboratory settings, crystalline and easily weighable electrophilic trifluoromethylating reagents are preferable due to ease of handling, while for industrial processes lower cost reagents such as CF₃I, or even better CF₃H, are favored.

The development of widely used crystalline electrophilic trifluoromethylating reagents (Figure 3)^[269] such as the Togni reagents,^[270] S-(trifluoromethyl)dibenzothiophenium salts,^[271] and S-trifluoromethyldiarylsulfonium salts^[272] has enabled the development of functional group tolerant methods that encompass a broad substrate scope. These trifluoromethylating reagents are two-electron oxidants but the exact mechanisms for trifluoromethylation have not been firmly established in many cases; the mechanism could occur via two SET or one two-electron transfer concurrent with or followed by trifluoromethyl group transfer.^[273]

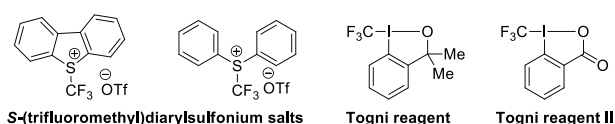


Figure 3. A selection of widely used electrophilic trifluoromethylating reagents

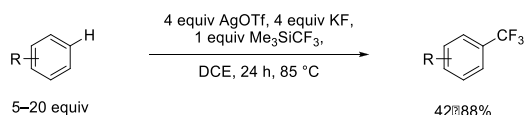
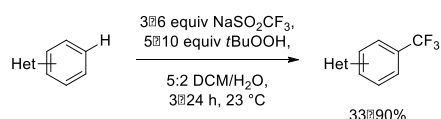
An alternative to using electrophilic trifluoromethylating reagents is the use of nucleophilic trifluoromethylating reagents in conjunction with oxidants to accomplish oxidative trifluoromethylation. Transition-metals have facilitated the aryl carbon–trifluoromethyl group bond formation in trifluoromethyl arenes from aryl nucleophiles by exploiting redox chemistry at the metal center. Organocatalysts, on the other hand, have allowed for the development of enantioselective α -trifluoromethylation reactions^[274] of carbonyl substrates via radical and non-radical mechanisms.

4.1.1. Electrophilic methods for the synthesis of trifluoromethylated sp^2 carbon centers via radicals

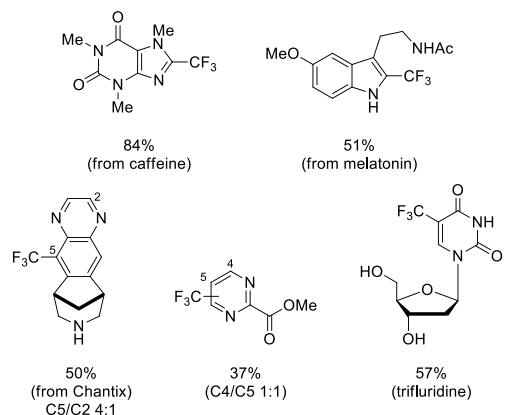
Initial forays into radical trifluoromethylation of arenes utilized photochemically-induced radical addition of trifluoroiodomethane to

substituted benzenes^[275] and imidazoles^[276] as well as flash thermolysis of aryl trifluoroacetates^[277] to afford a mixture of trifluoromethylated products in circa 15% yield. Copper(II)-catalyzed electrophilic radical trifluoromethylation was later established using sodium trifluoromethylsulfinate for trifluoromethylation of electron-rich arenes.^[278] Ensuing endeavors have focused on developing trifluoromethylation methods that afford trifluoromethylated product in high yield and selectivity, which was recently accomplished via radical trifluoromethylation.^[279]

Direct trifluoromethylation of C–H bonds would obviate the need for pre-functionalization, but is rendered difficult by the inertness of arene C–H bonds. In the case of *N*-heteroarenes and electron-rich arenes, reaction with Togni's reagent affords multiple trifluoromethylated products for most substrates.^[280] The use of solid and bench-top stable reagent NaSO₂CF₃ in radical trifluoromethylations was first described by Langlois for the trifluoromethylation of electron-rich arenes.^[278] Baran and coworkers used the Langlois reagent in conjunction with excess *tert*-butyl hydrogen peroxide for the trifluoromethylation of heteroarenes (Scheme 58).^[281] The method is operationally simple, takes place at ambient temperature and atmosphere through in situ generation of electrophilic CF₃ radicals without additional catalysts. The selectivity for this reaction ranges from a 1:1 isomeric product mixture to the formation of a single isomer. The Baran group has since improved radical trifluoromethylation with Zn(SO₂CF₃)₂ and extended the use of other fluorinated zinc sulfinate salts to include a variety of fluorinated derivatives.^[213b] Photoredox catalysis with a redox-active ruthenium(II) catalyst and CF₃SO₂Cl, as described by MacMillan and co-workers, has been used to generate the electrophilic CF₃ radical and leads to the formation of monotrifluoromethylated products for heteroarenes and trifluoromethylated arenes (Scheme 59).^[282] The trifluoromethylation methods described by Baran and MacMillan allow for the efficient direct synthesis of complex trifluoromethyl arenes, which had not previously been possible. Iron-catalyzed radical trifluoromethylation of arenes and heteroarenes yields less than 50% for most substrates,^[283] while Fe(II)-catalyzed trifluoromethylation of potassium alkenyltrifluoroborates with Togni's reagent II affords the desired trifluoromethylated alkenes in 49–79% yield in up to >95:5 *E/Z* selectivity (Scheme 60).^[284] Silver-mediated trifluoromethylation of unactivated arenes and heteroarenes with TMSCF₃ is likewise postulated to occur via a radical mechanism to afford trifluoromethylated products (Scheme 61).^[285]

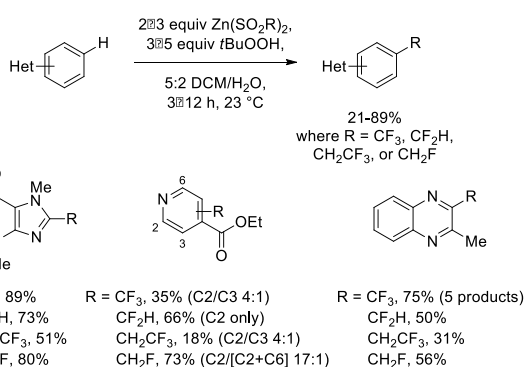


Scheme 61. Ag-mediated trifluoromethylation of unactivated arenes

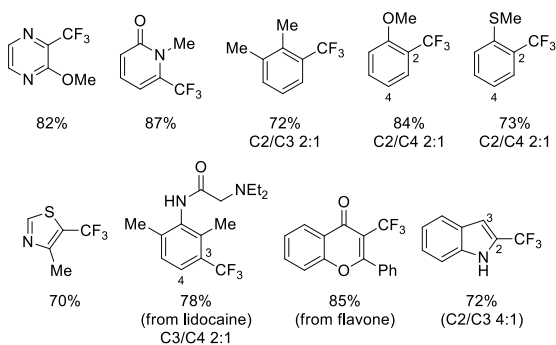
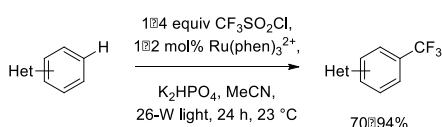


4.1.2. Electrophilic methods for the synthesis of trifluoromethylated *sp* and *sp*² carbon centers with copper

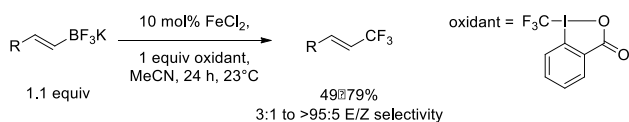
The trifluoromethylation of boronic acids has been successfully accomplished with copper catalysts via two approaches: 1) oxidation with an electrophilic trifluoromethylating reagent or 2) using an oxidant in conjunction with trifluoromethyl anion equivalent. Trifluoromethylation of aryl and alkenylboronic acids with electrophilic trifluoromethylating reagents was reported with Togni reagent as described by Shen (Scheme 62)^[286] and diaryltrifluoromethylsulfonium salts as described by Liu^[287] and Xiao.^[288] Shen's method encompasses a broad range of boronic acid substrates and affords trifluoromethylated products in 50–95% yield while utilizing a lower copper catalyst loading. The use of the combination between a nucleophilic trifluoromethyl source and an oxidant is illustrated by the oxidative copper-mediated trifluoromethylation of arylboronic acids and alkenylboronic acids with silver carbonate and trimethylsilyltrifluoromethane (TMSCF₃) developed by the Qing group (Scheme 63)^[289].^[289–290] Similarly, oxygen can be used as the terminal oxidant instead of less-desirable metal-based oxidants^[291] as shown by Buchwald and provides a complementary method to the one described by Shen. In lieu of TMSCF₃, the crystalline and shelf-stable potassium trifluoromethyltrimethoxyborate was used by Gooßen with oxygen as a terminal oxidant.^[292] The Grushin group developed a method that utilizes low-cost fluoroform as the CF₃ source in conjunction with copper complexes to trifluoromethylate arylboronic acids (Scheme 64)^[293]. Sanford and co-workers demonstrated radical trifluoromethylation of arylboronic acids with CF₃I and Cu/Ru co-catalysts (Scheme 65),^[294] which subsequently was made more practical with the use of NaSO₂CF₃ as the trifluoromethyl radical source.^[295]



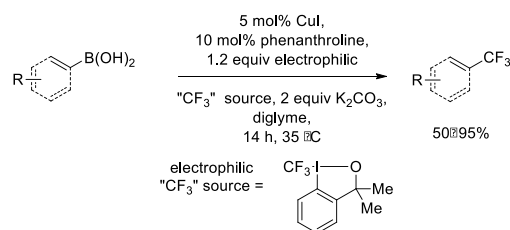
Scheme 58. Radical trifluoromethylation of heteroarenes



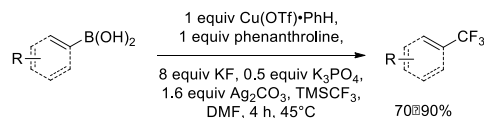
Scheme 59. Ru-photoredox-catalyzed trifluoromethylation of arenes and heteroarenes



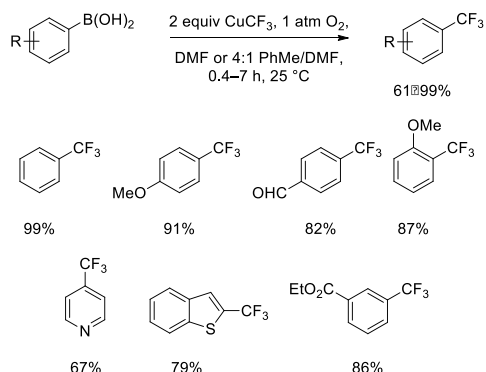
Scheme 60. Fe(II)-catalyzed trifluoromethylation of potassium alkenyltrifluoroborates with Togni reagent II



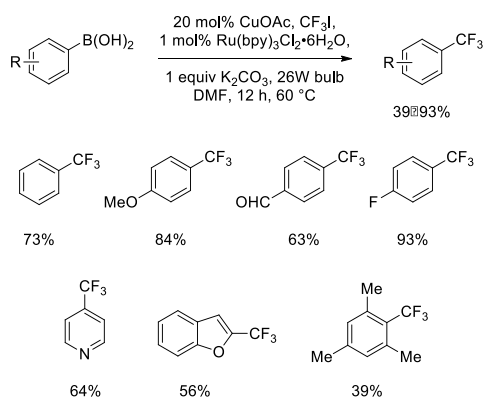
Scheme 62. Cu-catalyzed electrophilic trifluoromethylation of aryl and alkenyl boronic acids with Togni reagent



Scheme 63. Cu-mediated electrophilic trifluoromethylation of aryl and alkenyl boronic acids

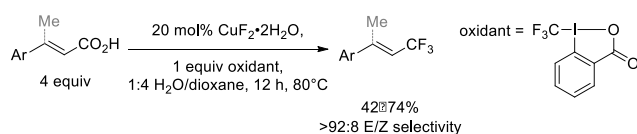


Scheme 64. Cu-mediated trifluoromethylation of aryl boronic acids with CuCF_3 generated from CHF_3



Scheme 65. Cu-catalyzed trifluoromethylation of aryl boronic acids with $\text{Ru}(\text{bpy})_3\text{Cl}_2 \cdot 6\text{H}_2\text{O}$ and CF_3I

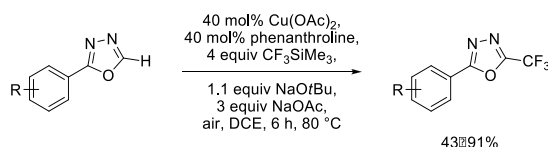
α,β -Unsaturated carboxylic acids^[241] undergo copper-catalyzed decarboxylative trifluoromethylation with Togni reagent II to afford the trifluorofluoromethylated alkene products in 42–74% yield with $\geq 92:8$ selectivity for the *E*-isomer (Scheme 66). This transformation reported by Hu allows for facile conversion of α,β -unsaturated esters and other carboxylic acid derivatives to the trifluoromethylalkenes after saponification.



Scheme 66. Cu-catalyzed trifluoromethylation of α,β -unsaturated carboxylic acids with Togni reagent II

An illustrative example of how transition metals can be employed to control reactivity is the one-pot arene C–H borylation/trifluoromethylation sequence.^[296] Direct trifluoromethylation of heteroarenes can be accomplished by copper-catalyzed oxidative trifluoromethylation with TMSCF_3 and bis(*tert*-butyl)peroxide^[297] as well as with oxygen as the oxidant (Scheme 67).^[297] Oxidative trifluoromethylation of terminal alkynes using Ag_2CO_3 ,^[298] and air^[290, 299] has also been investigated. The use of oxygen as the stoichiometric (terminal) oxidant avoids the creation of large amounts of waste and renders the transformations more practical and economical for large-scale trifluoromethylation

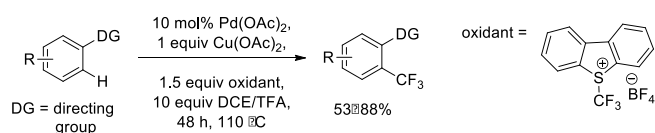
reactions. Regioselective indole trifluoromethylation had been a long-standing challenge; selectivity for the C2 position could be accomplished via copper catalysis^[300] utilizing an electrophilic trifluoromethylating reagent and in a palladium-catalyzed^[301] transformation using $\text{PhI}(\text{OAc})_2$ and trifluoromethyl anion.



Scheme 67. Cu-catalyzed trifluoromethylation of 1,3,4-oxadiazoles

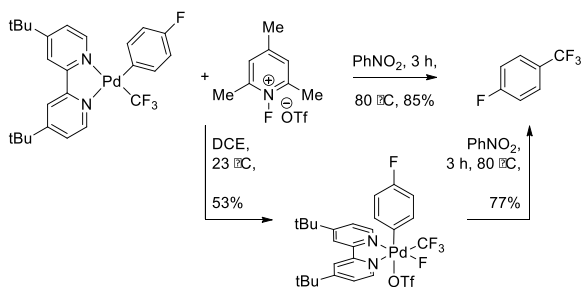
4.1.3. Electrophilic methods for the synthesis of trifluoromethylated sp^2 carbon centers with other transition metals

Trifluoromethylation of arenes under rhenium catalysis is possible but affords multiple isomeric products with a total yield of 11–77%.^[302] Progress towards the regioselective trifluoromethylation of arenes has been made with nitrogen directing groups such as the *N*-directed electrophilic trifluoromethylation of arenes with a palladium catalyst (Scheme 68).^[303] Unlike with *N*-directed arene fluorination catalyzed by palladium, *N*-directed electrophilic trifluoromethylation of arenes do not result in *ortho,ortho*-ditrifluoromethylated products, most likely due to steric constraints preventing a second cyclometallation event. Similarly, by means of a triazene directing group, *ortho*-trifluoromethylation of aryl triazenes with TMSCF_3 can be accomplished with four equivalents of silver fluoride.^[304]



Scheme 68. Pd-catalyzed *N*-directed trifluoromethylation of arenes

Reductive elimination from $\text{Pd}(\text{IV})$ complexes to form trifluoromethyl arenes was investigated^[305] and these studies established the viability of aryl carbon– CF_3 reductive elimination from high-valent organometallic complexes (Scheme 69).^[306] Additionally, it was found that oxidation of benzoquinoline-cyclometalated $\text{Pd}(\text{II})$ acetate dimers afforded $\text{Pd}(\text{III})$ – $\text{Pd}(\text{III})$ dimers^[307] which, in the presence of acetic acid/water, disproportionated to $\text{Pd}(\text{IV})$ complexes.^[308] These reports established that aryl trifluoromethylation could be accomplished through high-valent palladium intermediates.

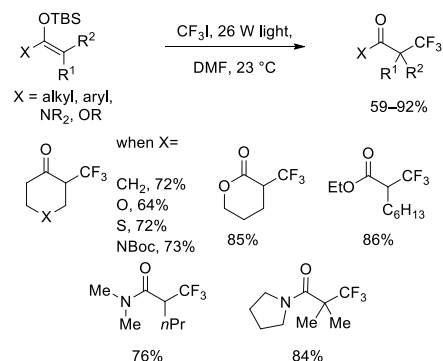


Scheme 69. Reductive elimination of Pd(IV) complexes to afford trifluoromethyl arenes

4.1.4. Electrophilic methods for the synthesis of trifluoromethylated sp^3 carbon centers

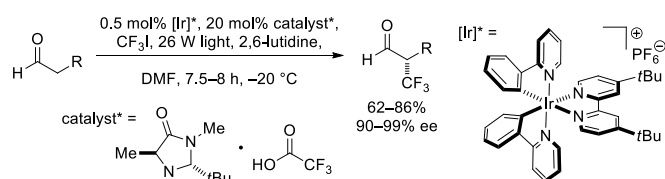
In 1949, Haszeldine reported the photochemical and thermal addition of trifluoromethyl radical to alkenes.^[309] The use of ruthenium(II) complexes afforded the addition products of trifluoromethylsulfonyl chloride across alkenes with extrusion of SO_2 in a controlled fashion.^[310] Continued interest in controlled addition of fluorinated reagents across double bonds led to the development of lauroyl peroxide-initiated radical addition of aminotrifluoroethylidithiocarbamate across alkenes to afford α -trifluoromethylamines.^[311] Incorporation of trifluoromethyl groups vicinal to amine functional groups has been accomplished with other approaches besides radical addition of α -trifluoromethylated amino derivatives. These methods include benzoyl peroxide-promoted oxidative coupling between the α -carbon of the amine and TMSCF_3 ^[312] and the synthesis of *anti*- α -trifluoromethyl- β -amino alcohols via three-component condensation reaction.^[313] Controlled radical trifluoromethyl-aminoalkoxylation across unactivated alkenes with Togni reagent II, TEMPO, and sodium metal has recently been reported by Studer.^[314]

Chiral auxiliary-functionalized lithium imide enolates can undergo trifluoromethylation with trifluoroiodomethane in the presence of radical initiator triethylborane.^[315] This transformation was later applied more broadly to the lithium and titanium-based enolates of ketones.^[316] Similarly, chiral auxiliary-functionalized zirconium enolates can be trifluoromethylated and perfluoroalkylated in the presence of a ruthenium catalyst in up to 99% yield and $\geq 9:1$ diastereoselectivity.^[317] Diastereoselective α -trifluoromethylation of chiral imides was developed with Togni reagent, circumventing the need to condense iodotrifluoromethane gas for use in reactions.^[318] Cyclic ketones and carboxylic acid derivatives have also been α -trifluoromethylated through photochemical radical processes (Scheme 70).^[319] Trifluoroacetaldehyde methyl hemiacetal has been established as a source of trifluoromethyl groups through acid-mediated Friedel-Crafts reaction with arenes.^[320]

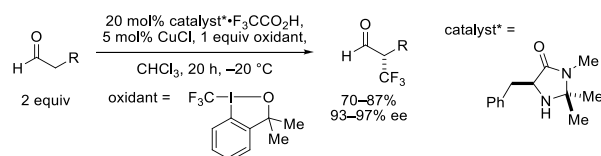


Scheme 70. Photochemical α -trifluoromethylation of silyl enol ethers

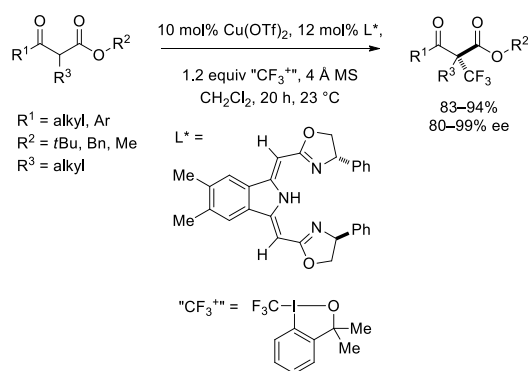
A preliminary report for enantioselective α -trifluoromethylation of enolates by Umemoto utilizes chiral borane Lewis acid-enolate adducts and trifluoromethylsulfonium reagents to afford α -trifluoromethyl carbonyl products.^[271c] Enantioselective trifluoromethylations of β -keto esters have been investigated with chiral guanidine bases and are postulated to occur via chiral enolate-guanidinium complexes.^[321] Subsequent approaches for the enantioselective α -trifluoromethylation of carbonyl substrates made use of organocatalysis to generate chiral enamines. Through iridium photoredox co-catalysis described by MacMillan, aldehydes were enantioselectively α -trifluoromethylated (Scheme 71).^[212] The photoredox transformation occurs via a radical mechanism, which is likely not the case for organocatalytic α -trifluoromethylation of aldehydes with trifluoromethylsulfonium salts reported in the following year by the same group (Scheme 72).^[322] The latter method requires two equivalents of aldehyde, is operationally practical in a laboratory setting and affords products in similar yields and enantiomeric excess as the photochemical method with CF_3I . A mild transition-metal-catalyzed method for the α -trifluoromethylation of α -acidic β -ketoesters has been reported by Gade with copper catalysis in 80-99% ee (Scheme 73).



Scheme 71. Ir-photoredox-catalyzed α -trifluoromethylation of aldehydes

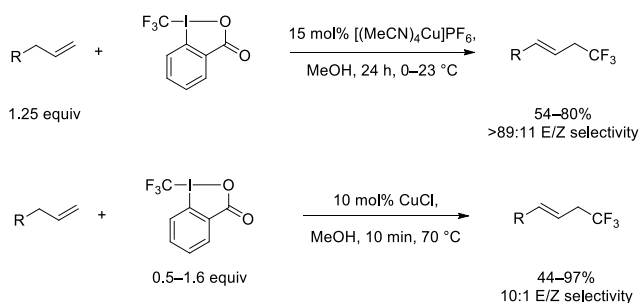


Scheme 72. Organocatalytic α -trifluoromethylation of aldehydes with Togni reagent

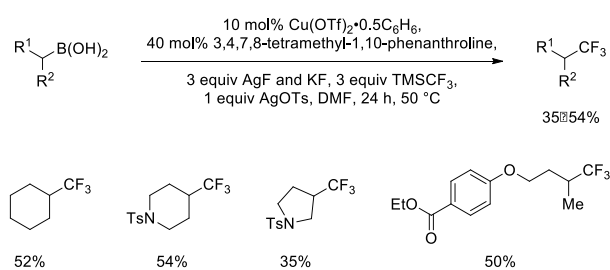


Scheme 73. Electrophilic α -trifluoromethylation of β -ketoesters catalyzed by Cu(II) with Togni reagent I

The initial approach used for the synthesis for 3,3,3-trifluoropropene groups involved trifluoromethylation of pre-functionalized allyl nucleophiles such as allylic silanes^[323] and allylic stannanes^[324] in addition to trifluoroethylation of alkenylstannanes^[324] in addition to trifluoroethylation of alkenylstannanes.^[324] The combination of allyl halides^[325] with TMSCF₃ and stoichiometric Cu for allylic trifluoromethylation has been reported as well. Subsequently, in an effort to obviate the need for toxic stannyl precursors, unactivated alkenes were examined as substrates for trifluoromethylation. As reported by Buchwald, terminal alkenes can undergo C–H activation at the allylic position and oxidation with Togni reagent II in the presence of catalytic amounts of Cu(I) salts to afford >9:1 *E/Z* selectivity of terminal trifluoromethyl allyl products (Scheme 74, top).^[326] Subsequently, this transformation was extended to the intramolecular oxytrifluoromethylation of terminal alkenes.^[327] Copper-catalyzed allylic C–H trifluoromethylation of terminal alkenes was reported by Qing,^[328] Fu and Liu,^[329] as well as Wang (Scheme 74, bottom).^[330] The latter transformation is hypothesized by Wang and co-workers to occur via SET; Buchwald and co-workers have found through the use of radical scavengers and radical clock substrates that a mechanism involving a free allylic radical is unlikely. Additional reactivity of alkenes with electrophilic trifluoromethylating reagents include the oxidative trifluoromethylation of styrenes to give α -trifluoromethyl ketones^[331] and an arene cyclization-trifluoromethylation cascade with activated alkenes.^[332] More recently, oxidative trifluoromethylation of primary and secondary (Scheme 75) alkylboronic acids has been accomplished with a substoichiometric amount of copper salts in the presence of silver salts and TMSCF₃ to afford the corresponding products in 36–78% yield and 35–54% yield respectively.^[333]



Scheme 74. Cu-catalyzed allylic C–H trifluoromethylation



Scheme 75. Cu-promoted oxidative trifluoromethylation of secondary alkylboronic acids

Various electrophilic trifluoromethylating reagents such as trifluoromethylazosulfonylarenes^[334], perfluoroiodonium salts,^[335] (trifluoromethyl)dibenzothiophenium, selenophenium, and tellurophenium salts,^[271a, 271b, 336] *N*-trifluoromethyl-*N*-nitrosobenzene sulfonamide^[337] and *N*-trifluoromethyl-*N*-nitroso-type reagents^[338] have been synthesized for the trifluoromethylation of sulfur and carbon nucleophiles. More commonly used hypervalent iodine reagents developed by Togni have been applied to the trifluoromethylation of carbon and sulfur-based nucleophiles^[270, 273a, 339] as well as sulfonates.^[340] Additionally, fluorinated Johnson reagent [(oxido)phenyl(trifluoromethyl)- λ^4 -sulfanylidene]dimethylammonium tetrafluoroborate has been developed as a reagent for the trifluoromethylation of C–H acidic substrates.^[341]

4.2. Nucleophilic trifluoromethylation

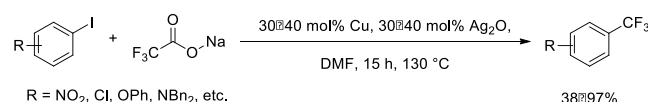
The synthesis of trifluoromethylated products was initially accomplished via nucleophilic fluoride displacement of trihalomethyl substrates or fluorodeoxygenation of carboxylic acid derivatives under harsh conditions.^[1c, 342] Subsequent approaches for nucleophilic trifluoromethylation utilized stabilized trifluoromethyl anion equivalents for cross-coupling, substitution, or addition reactions with electrophiles. Nucleophilic trifluoromethylation with trifluoromethyl anion is challenging due to a competing fluoride elimination pathway that gives rise to difluorocarbene. The relative rates of the productive and the decomposition pathway as well as the rate at which trifluoromethyl anion is generated from the pronucleophile is of great importance, which renders the selection of the correct pronucleophile crucial to the success of nucleophilic trifluoromethylation methods. The trifluoromethyl anion can be generated by reduction of trifluoromethyl iodide or bromide with transition metal or organic reductants or by transmetalations of the pronucleophile to yield a metal-bound CF₃ group.

TMSCF₃, a commonly employed pronucleophile of trifluoromethyl anion, is a hydrolyzable, moisture sensitive liquid which, when compared to weighable, crystalline reagents, is more difficult to handle. Crystalline, weighable reagents have been developed as trifluoromethyl pronucleophiles but can be rather expensive. Trifluoroacetate salts are cheap and easy to handle, but so far no mild, functional group tolerant trifluoromethylation method has been reported using this pronucleophile. Inexpensive, gaseous trifluoromethane can be used for trifluoromethylation reactions.^[293, 343]

4.2.1. Nucleophilic methods for the synthesis of trifluoromethylated sp^2 carbon centers

Swarts first reported the synthesis of trifluoromethylbenzene in 1898 via nucleophilic fluoride substitution of the corresponding trichloride.^[1c, 344] Benzoic acid substrates were likewise exhaustively fluorinated with SF₄ at the carbonyl carbon to afford the trifluoromethylated arenes.^[342] The yield for nucleophilic trifluoromethylation could be improved when copper powder and CF₃I were used to synthesize trifluoromethylbenzene from iodobenzene^[345] and subsequent optimization with different sources of copper and metal mixtures allow for lower reaction temperatures.^[346] Studies by Burton revealed that the trifluoromethyl-copper complex generated upon reduction of dihalodifluoromethane with zinc metal and metathesis with a copper(I) salt was the active species responsible for trifluoromethylation.^[347] This discovery led to the development of different methods using copper-trifluoromethyl complexes to trifluoromethylate aryl bromides,^[348] aryl chlorides,^[349] aliphatic halides,^[350] and heteroaromatic halides.^[351]

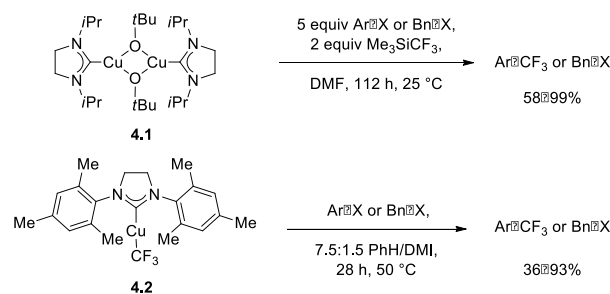
Copper has been used stoichiometrically and also as a catalyst with various reagents: dibromodifluoromethane,^[352] sodium trifluoroacetate,^[353] methyl trifluoroacetate,^[354] fluorosulphonyldifluoromethyl iodide,^[355] ethyl chlorodifluoroacetate/KF,^[356] bis(trifluoromethyl)mercury,^[357] and *S*-(trifluoromethyl)diphenylsulfonium triflate.^[358] The use of *S*-(trifluoromethyl)diphenylsulfonium triflate is interesting because an electrophilic crystalline trifluoromethylating reagent can be reduced in situ to a nucleophilic trifluoromethyl-copper complex to afford trifluoromethylated heteroarenes from the corresponding iodides. Electrochemical reduction methods with a copper anode and CF₃Br^[359] in addition to trifluoromethyl copper complex generation via cupration of fluoroform^[360] have both been explored for the trifluoromethylation of aryl halides. In some instances, co-catalysis with silver(I) has also been used to facilitate trifluoromethylation (Scheme 76)^[353d, 361]



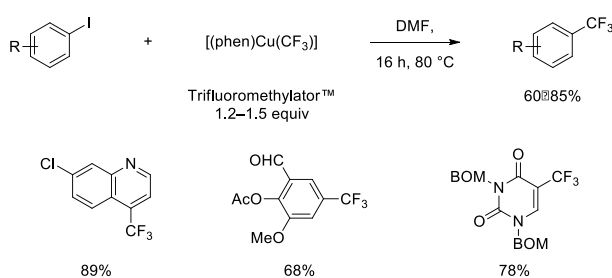
Scheme 76. Cu and Ag co-catalyzed trifluoromethylation of aryl iodides with sodium trifluoroacetate

Trifluoromethylorganosilanes, reported first by Ruppert,^[362] are the most commonly used nucleophilic trifluoromethylation reagent in cross-coupling reactions and addition reactions. Trifluoromethylorganosilanes such as trimethylsilyltrifluoromethane (TMSCF₃) and triethylsilyltrifluoromethane (TESCF₃) can be desilylated with fluoride to give trifluoromethyl anion. The first report of copper-mediated trifluoromethylation of aryl iodides with TMSCF₃/KF^[363] by Fuchikami laid the foundation for trifluoromethylation cross-coupling using trifluoromethyltrialkylsilanes. Aryl halides in conjunction with trifluoromethylorganosilanes can react with copper carbene complexes **4.1** and **4.2** described by Vici (Scheme 77),^[364] copper/silver co-catalysts by Weng, Feng, and Huang,^[361] copper-nitrogenous ligand catalysts by Amii,^[365] isolated stoichiometric copper-phenanthroline complexes by Hartwig (Scheme 78),^[366] and stoichiometric copper phosphine complexes by Grushin (Scheme 79)^[367] to afford trifluoromethylated arenes. The method by Hartwig and co-workers is the most functional group tolerant and allows for trifluoromethylation of electron-poor to electron-rich

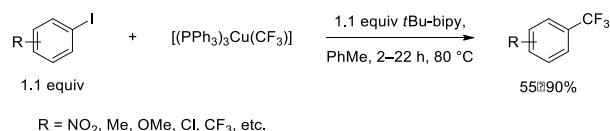
arenes and even *ortho,ortho*-disubstituted arenes while the catalytic system by Amii utilizes only 10 mol% copper catalyst loading to afford trifluoromethylated arenes in 44–99% yield.



Scheme 77. Cu-mediated trifluoromethylation of organic halides with TMSCF₃

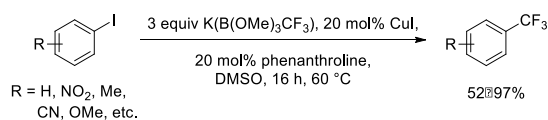


Scheme 78. Trifluoromethylation of aryl halides with Trifluoromethylator™

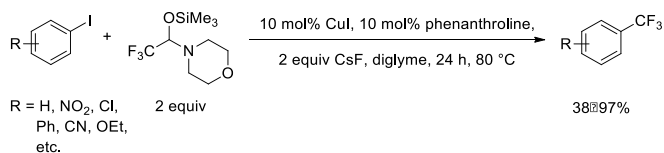


Scheme 79. Trifluoromethylation of aryl halides with Cu-phosphine trifluoromethyl complex

Copper-catalyzed trifluoromethylation of aryl iodides with trifluoromethylborate salts (Scheme 80)^[368] and with α -trifluoromethylmorpholinotrimethylsilylether (fluoral hemiaminal) (Scheme 81)^[369] have been established in efforts to replace the use of volatile and moisture-sensitive trifluoromethyltrialkylsilanes. Trifluoromethylborate salts are crystalline, air-stable, storage-stable reagents that can act as a donor of trifluoromethyl anion in the presence of copper salts.^[368] Similarly, fluoral hemiaminal has been shown to be a stable and inexpensive source of trifluoromethyl anion; however, two equivalents of the reagent relative to the substrate are required.^[370] This necessity is postulated to arise from dimerization of the reagent to a silicate species that then acts as the reactive trifluoromethyl anion donor.^[370b]

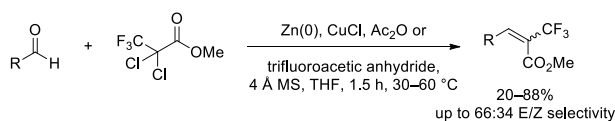


Scheme 80. Cu-catalyzed trifluoromethylation of aryl halides with potassium trifluoromethyltrimethoxyborate

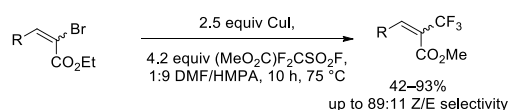


Scheme 81. Cu-catalyzed trifluoromethylation of aryl halides with fluoral hemiaminal

A Reformazky-elimination reaction sequence between methyl α -trifluoromethyl- α,α -dichloroacetate with aldehydes mediated by zinc and copper(I) in acetic or trifluoroacetic anhydride afforded trifluoromethyl olefins (Scheme 82).^[371] Additionally, alkenyl bromides treated with nucleophilic trifluoromethyl copper complexes generated from fluorosulfonyldifluoroacetate (Scheme 83),^[372] mercury bis(trifluoromethyl),^[373] and TMSCF₃^[374] can afford the desired trifluoromethyl alkenes.

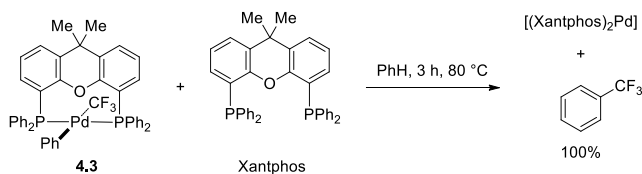


Scheme 82. Cu-mediated Reformazky-elimination reaction sequence to afford trifluoromethylated alkenes

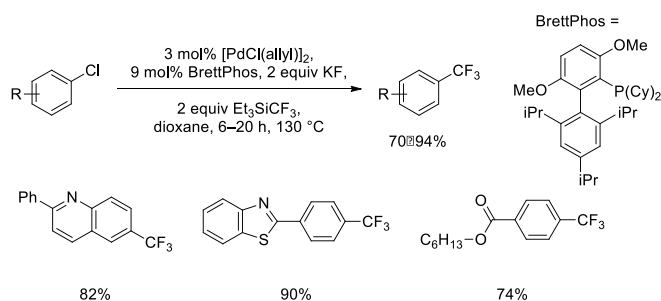


Scheme 83. Cu-mediated trifluoromethylation of alkenyl bromides

The strong Pd–CF₃ bond in trifluoromethyl palladium complexes renders reductive elimination of trifluoromethylarenes difficult compared to reductive elimination from aryl methyl palladium complexes, which readily undergo reductive elimination to afford toluene.^[375] The viability of reductive elimination from Pd(II) aryl complexes to form aryl–CF₃ bonds was established by Grushin with chelating ligand XantPhos at 80 °C (Scheme 84, complex **4.3**).^[376] Palladium-catalyzed cross-coupling of aryl chlorides with TSCF₃ was achieved by Buchwald and co-workers using BrettPhos, a bulky monodentate phosphine, which allows reductive elimination to occur from the T-shaped trifluoromethyl aryl palladium phosphine complex (Scheme 85).^[377] While protic functional groups are not tolerated, possibly due to protonation of trifluoromethyl anion to generate fluoroform, electron-rich and poor aryl chlorides as well as heteroaryl chlorides can be trifluoromethylated.

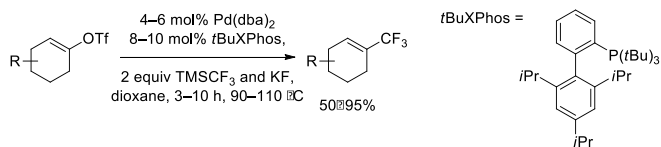


Scheme 84. Reductive elimination of trifluoromethyl arenes from Pd(II) complex

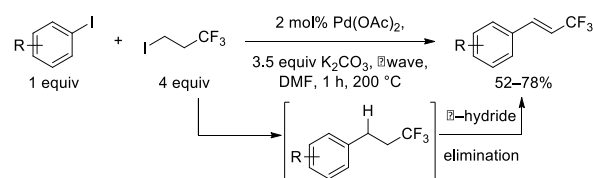


Scheme 85. Pd-catalyzed cross-coupling of aryl halides with TMSCF₃

Cross-coupling with TMSCF₃ and alkenyl sulfonates has been developed with palladium catalysts to afford trisubstituted trifluoromethyl alkenes (Scheme 86).^[378] An unconventional approach to installing trifluoromethylalkenyl groups on arenes uses palladium-catalyzed cross-coupling and β -hydride elimination to selectively afford disubstituted *E*-trifluoromethyl alkenes (Scheme 87).^[379] Electrophilic trifluoromethylation of alkynes with Togni reagent II mediated by copper iodide can afford trisubstituted trifluoromethyl alkenyl carbonates.^[380] For the synthesis of β -trifluoromethyl styrenes, aryl iodides underwent cross-coupling with *E*-trimethylsilyl-3,3,3-trifluoropropene with retention of double-bond geometry.^[381]



Scheme 86. Pd-catalyzed trifluoromethylation of alkenyl triflates



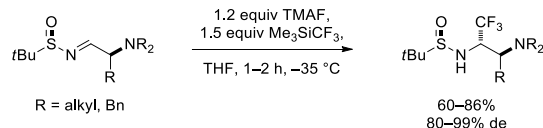
Scheme 87. Pd-catalyzed cross-coupling of aryl iodides and 1,1,1-trifluoro-3-iodopropane with sequential β -hydride elimination

4.2.2. Nucleophilic methods for the synthesis of trifluoromethylated sp³ carbon centers

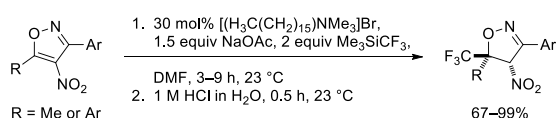
Trifluoromethylating reagents of mercury,^[382] zinc,^[226a, 226c, 383] and cadmium,^[226a, 384] were explored but difficulties and inefficient processes for reagent generation have made their use impractical. Currently, trifluoromethylorganosilanes are the most commonly used nucleophilic trifluoromethyl reagents in the laboratory setting.

Trifluoromethyltrimethylsilane (TMSCF₃) after desilylation with tetrabutylammonium fluoride (TBAF) or tris(dimethylamino)sulfonium difluorotrimethylsilicate (TASF) can react with aldehydes,^[385] esters,^[386] *N*-(*tert*butylsulfinyl)imines,^[387] amino *N*-(*tert*butylsulfinyl)imines (Scheme 88),^[388] *N*-tosyl aldimines,^[389] diketo compounds,^[390] α,β -unsaturated carbonyls,^[391] imines/iminiums,^[392] and isoxazoles.^(Scheme 89)^[393] The fluoride

source is integral to constructive trifluoromethylation reactivity especially for enolizable substrates. Basic metal fluorides can α -deprotonate enolizable substrates so tetraalkylammonium fluorides have been used because they exhibit the right amount of nucleophilicity and basicity. Other nucleophilic trifluoromethylation methods of carbonyls and carbonyl derivatives have been accomplished with Lewis acids and bases^[258c, 394] as well as tri-*tert*-butylphosphine as the desilylating reagent.^[395]

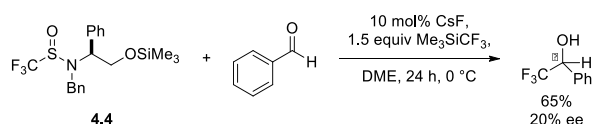


Scheme 88. Diastereoselective addition of TMSCF_3 to *N*-(*tert*-butylsulfinyl)imines

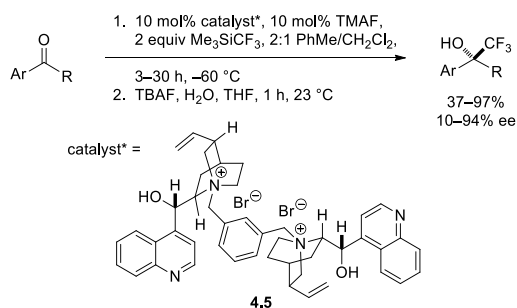


Scheme 89. Diastereoselective addition of TMSCF_3 to isoxazoles

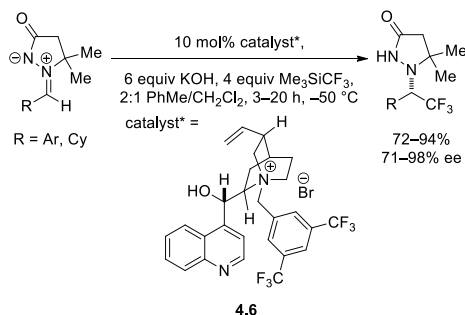
Preliminary efforts toward enantioselective trifluoromethyl group addition reactions involved chiral amine auxiliaries such as **4.4** (Scheme 90)^[396] or asymmetric induction chiral sulfinyl directing groups.^[397] The enantioselective addition of trifluoromethyl anion to carbonyl electrophiles has been challenging to accomplish because tight ion pairing between the chiral catalyst and the substrate has been hard to achieve. The use of chiral ammonium cinchona alkaloid-based catalysts such as **4.5** has enabled the asymmetric trifluoromethylation of aromatic aldehydes and ketones,^[398] cyclic electron-neutral aromatic ketones (Scheme 91),^[399] and alkynyl ketones.^[400] In place of the hydroscopic chiral ammonium fluoride salts, chiral ammonium bromides with exogenous potassium fluoride can be employed;^[401] however, because potassium fluoride is sparingly soluble in polar aprotic solvents, phenoxide was investigated as the desilylating agent for TMSCF_3 .^[402] Beyond carbonyl substrates, activated azomethine imines have similarly been reported as viable substrates for enantioselective trifluoromethylation with a chiral ammonium bromide catalyst **4.6** (Scheme 92).^[403]



Scheme 90. Synthesis of enantioenriched trifluoromethylated alcohols with chiral amine auxiliary



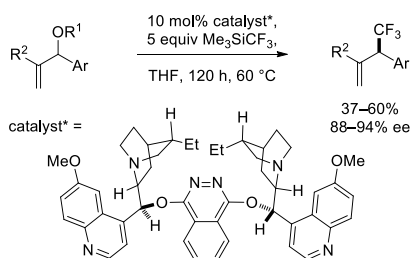
Scheme 91. Enantioselective addition of TMSCF_3 to aryl ketones using PTC



Scheme 92. Enantioselective addition of TMSCF_3 to azomethine imines using PTC

Other nucleophilic trifluoromethylating reagents such as α -trifluoromethylmorpholinotrimethylsilylether,^[370b] α -trifluoromethylpiperazinotrimethylsilylether,^[370a, 404] and potassium trifluoromethylborates^[405] have been utilized for trifluoromethylation reactions. Trifluoroiodomethane reduced with TDAE^[406] as well as copper in conjunction with methyl fluorosulfonyldifluoroacetate,^[407] chlorodifluoroacetate,^[408] methyl chlorodifluoroacetate,^[356, 409] bromotrifluoromethane,^[410] and sodium trifluoroacetate^[411] have been used to generate nucleophilic trifluoromethylating reagents. While many copper-based methods exist, further development with these copper reagents for substitution and addition reactions would need to be developed for practical and efficient reaction chemistry. More recently, $(\text{Ph}_3\text{P})_3\text{CuCF}_3$ complexes have been reacted with propargyl halides to afford halide displaced trifluoromethylation products^[412] and additionally copper salts in conjunction with TMSCF_3 and CsF has been used for the trifluoromethylation of α -diazo esters.^[413]

Enantioenriched trifluoromethyl allyl compounds can be synthesized via enantioselective trifluoromethylation of Baylis-Hilman adducts of allylic acetates (Scheme 93)^[414] and carbonates.^[415] The substrate scope is limited to compounds containing an ester group beta to the allylic acetate or carbonate moiety.



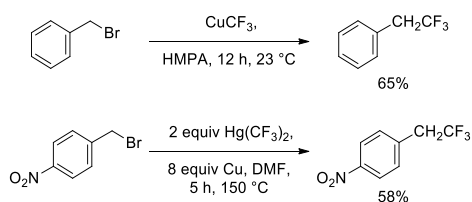
Scheme 93. Enantioselective synthesis of allylic trifluoromethylated products via cinchona alkaloid catalysis

5. Trifluoroethylation and perfluoroalkylation

Direct introduction of trifluoroethyl groups for the synthesis of compounds, many of which find applications as pharmaceuticals.^[416] can be accomplished with trifluoromethylhalomethane using either nucleophilic (i.e. aryl iodide cross-coupling with trifluoromethyl iodomethane) or electrophilic methods (i.e. arylboronic acids cross-coupling with trifluoromethyl iodomethane). Different iodine-based electrophilic trifluoroethylating reagents have been developed for the trifluoroethylation of *N*-, *O*-, and *S*-nucleophiles. Similarly, perfluoroalkylation reactions can occur with electrophilic perfluoroalkylating reagents such as perfluoroalkyliodonium salts or nucleophilic perfluoroalkylating reagents synthesized by reduction of perfluoroalkylhalides with copper, zinc, or organic reductants.

5.1. Trifluoroethylation

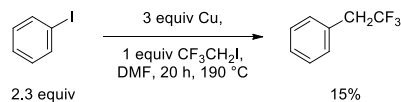
Trifluoroethylated arenes were first synthesized via nucleophilic substitution of the corresponding benzyl bromide with trifluoromethyl copper or bis(trifluoromethyl)mercury reagents (Scheme 94).^[364, 417] A new operationally facile approach for the generation of trifluoromethyl copper complex has been reported by reduction of *S*-(trifluoromethyl)diphenylsulfonium triflate with copper metal at 60 °C to afford 36–83% yield of trifluoroethylated arene products.^[418]



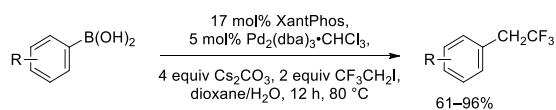
Scheme 94. Synthesis of trifluoroethylated arenes with nucleophilic trifluoromethylating reagents

Direct trifluoroethylation of iodobenzene was first reported by McLoughlin and Thrower through copper-mediated nucleophilic trifluoroethylation with 1-iodo-2,2,2-trifluoroethane (Scheme 95).^[417a] Drawbacks include the need for excess aryl iodide and low yields of the trifluoroethylated arenes. Subsequently, Hartwig reported the reductive elimination of *para*-trifluoroethyltoluene from an aryl trifluoroethyl Pd(II) complex, demonstrating the aryl C–CH₂CF₃ bond could be formed by reductive elimination.^[419] Palladium-catalyzed cross-coupling of trifluoromethyl iodomethane with aryl and alkenylboronic acids and esters (Scheme 96)^[420] or

alkenyl stannanes^[324] affords trifluoroethylated arenes or alkenes. This cross-coupling method displays broad substrate scope and functional group tolerance, and allows for trifluoroethylation of *meta*-aminophenylboronic acid with no *N*-trifluoroethylated byproducts. Additionally, cross-coupling of boronic acids and esters with trifluoromethyl iodomethane is complementary to trifluoroethylations using aryl halides.

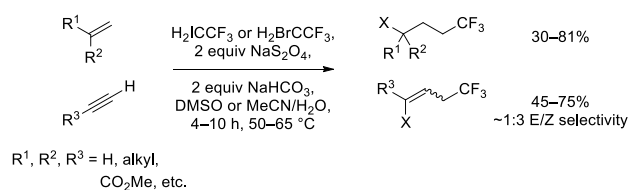


Scheme 95. Cu-mediated cross-coupling of aryl iodides with trifluoromethyl iodomethane



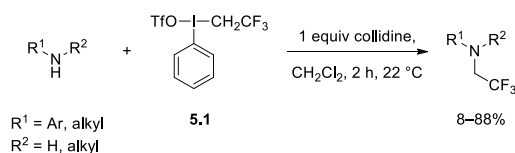
Scheme 96. Pd-catalyzed trifluoroethylation of arylboronic acids

Trifluorodihaloethylzinc nucleophiles generated from one-electron reduction with zinc powder of 1,1,1-trihalo-2,2,2-trifluoroethane reagents were used in aldehyde addition reactions.^[421] Electrophilic trifluoroethylation can occur via radical pathways with alkenes^[422] and alkynes^[422b] using halogenated trifluoroethane reagents and radical initiators such as copper salts^[422a] or sodium dithionite (Scheme 97).^[422b]



Scheme 97. Radical addition of trifluoromethylhalomethane across alkenes and alkynes

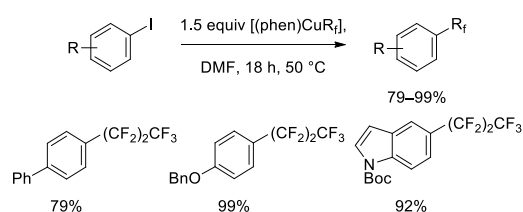
Nitrogenous nucleophiles such as aniline, amines (Scheme 98), imidazoles, and pyridines as well as phenols, alcohols, carboxylic acids, and thiols can be trifluoroethylated using trifluoroethyl iodonium salts,^[423] which act as sources of electrophilic trifluoroethyl groups.^[423b, 423c, 424] Carbon-based nucleophiles afford trifluoroethylated products in 25–36% yield, although α -trifluoroethylation of silylenol ethers is possible in 49–92% yield.^[425] A broader range of non-aromatic *N*-, *O*-, and *S*-nucleophiles than reported in prior works can react with reagent **5.1** by trifluoroethylation of the heteroatom.^[424c]



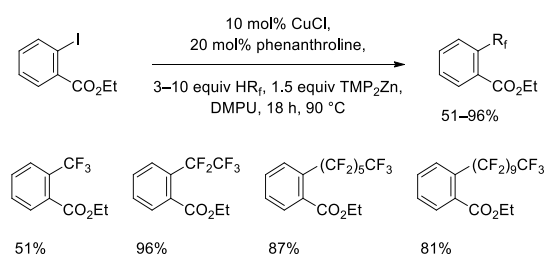
Scheme 98. Trifluoroethylation of amines with electrophilic trifluoroethylating hypervalent iodine reagents

5.2. Perfluoroalkylation

Nucleophilic perfluoroalkyl copper reagents were first used to afford perfluoroalkyl arenes from aryl halides^[417a] and perfluoroalkyl-substituted alkenes from alkenyl halides.^[426] When ionic liquids were used as solvent for perfluoroalkylation of aryl halides, reaction temperature could be lowered from 150 °C to 75 °C.^[427] Perfluoroalkylation of alkenyl and aryl halides has been investigated with discrete phenanthroline-ligated perfluoroalkyl copper complexes by Hartwig (Scheme 99),^[366] and with palladium catalysts and zinc metal under ultrasonic irradiation by Ishikawa.^[428] Chambers used sodium perfluoroalkylcarboxylates^[429] and Daugulis 1H-perfluoroalkanes^[343] in lieu of perfluoroalkyl halides as sources of perfluoroalkyl groups to accomplish perfluoroalkylation. The method reported by Hartwig affords electron-rich and -poor perfluoroalkyl arenes and heteroarenes in 88–99% yield at 50 °C while the method developed by Daugulis can afford perfluoroalkylated products from 1H-perfluoroalkanes ranging from trifluoromethane to 1H-perfluorodecane (Scheme 100).^[343] Arylboronic acids undergo electrophilic perfluoroalkylation with perfluoroalkyl halide and copper under ambient atmosphere.^[242] This room temperature perfluoroalkylation method by Shen and co-workers yields perfluoroalkylated arenes in 29–65% yield.

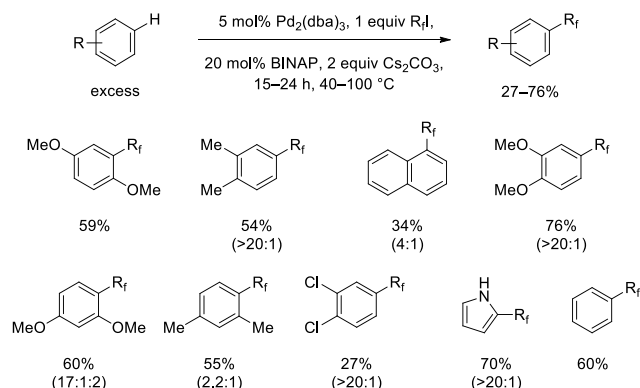


Scheme 99. Perfluoroalkylation of aryl iodides with Cu-phenanthroline perfluoroalkyl complex



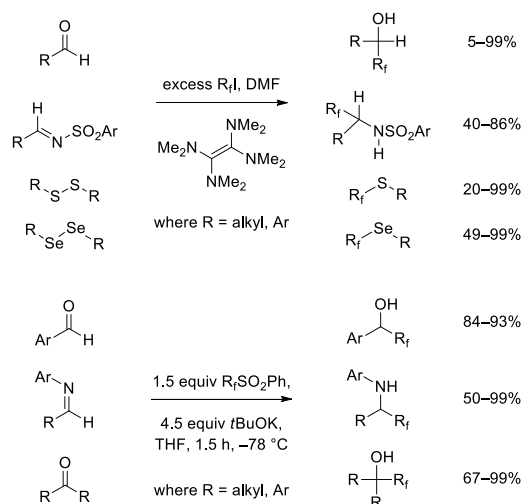
Scheme 100. Cu-catalyzed perfluoroalkylation of aryl iodides

A general strategy for the perfluoroalkylation of arenes has been reported by Hartwig and co-workers via a one-pot borylation/perfluoroalkylation sequence.^[296b] Perfluoroalkylation of arenes can be accomplished with a palladium-BINAP catalyst and perfluoroalkyl halide as described by Sanford; solvent quantities of the arene are needed (Scheme 101).^[430]



Scheme 101. Pd-catalyzed perfluoroalkylation of unactivated arenes with perfluoroalkyl iodide

Radical addition of haloperfluoroalkylsulfonyl halides across alkenes can be accomplished with benzoyl peroxide^[431] and ruthenium(II) catalysts.^[432] Perfluoroalkyl transition metal complexes can react with alkynes,^[433] dienes, and allylic halides,^[434] as well as propargyl halides^[435] to afford the corresponding perfluoroalkylated alkenes and allenes. Nucleophilic reagents, such as perfluoroalkyl lithium,^[436] -magnesium bromide,^[437] -calcium,^[438] tin,^[439] trimethylsilane^[440] and -zinc (with a palladium or nickel catalyst),^[434, 441] were used prior to the development of the TDAE/perfluoroalkyl halide combination by Dolbier, which is a straightforward and practical method for the perfluoroalkylation of aldehydes, ketones, imines, disulfides, and diselenides (Scheme 102),^[442] affording nonafluorobutylation products in 20–98% yield. Similarly, Prakash reported the alkoxide-induced release of perfluoroalkyl anion from pentafluoroethylphenylsulfone reagents which reacts with carbonyls and imines in 50–99% yield (Scheme 102).^[443]

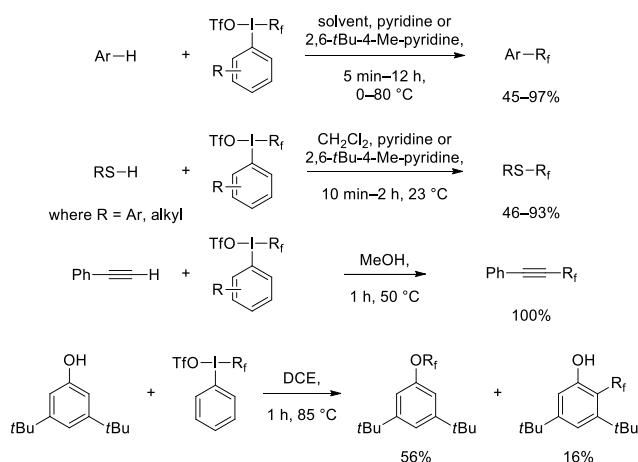


Scheme 102. Two methods for the addition of perfluoroalkyl groups to carbonyl and carbonyl derivatives

Aryl perfluoroalkyliodonium chloride reagents were developed for perfluoroalkylation of thio- and seleno-nucleophiles by Yagupolskii.^[444] The chloride was subsequently exchanged for the less coordinating triflate counterion resulting in the more electrophilic FITS (perfluoroalkylphenyliodonium trifluoromethanesulfonate) reagent for perfluoroalkylation (Scheme

103) of carbanion nucleophiles,^[445] arenes,^[446] thiophenols and thiols at sulfur,^[335] substituted phenols at oxygen,^[447] alkynes,^[448] and alkyl enol ethers at carbon^[449] as described by Umemoto. Additionally, alkenes can be perfluoroalkylated with the FITS reagent to afford perfluoroalkyl olefins.^[450] α -Perfluoroalkylation of silylenol ethers with perfluoroalkyl halides can be initiated with radical promoter triethylborane.^[451] Another approach for the *O*- and *S*-perfluoroalkylation of phenolates and thiophenolates involves the use of tetrafluorodihaloethane and perfluorodihaloalkanes.^[452] This process is proposed to occur via in situ conversion of the perfluoroalkylating reagent to a perfluorinated alkene intermediate which is supported by separate reports of *O*-perfluoroalkylation at phenol with perfluoropropylene^[453] and *N*-perfluoroalkylation with tetrafluoroethylene.^[454]

In addition to perfluoroalkyl substituents, the pentafluorosulfanyl substituent has received increased attention over the recent past. Pentafluorosulfanyl substituents are chemically inert, increase lipophilicity, and could develop as useful groups for pharmaceuticals and agrochemicals.^[455] Simple pentafluorosulfanyl-substituted compounds are commercially available, but the difficulty of synthesis and requirement for toxic reagents is currently a drawback for the development of new methods for incorporation of the SF₅ group into more complex substrates.



Scheme 103. Perfluoroalkylation of arenes, sulfides, terminal alkynes, and 3,5-ditert-butylphenol with electrophilic perfluoroalkyl hypervalent iodine reagents

6. Trifluoromethyl ethers, sulfides, and amines

Trifluoromethoxylated and trifluoromethylthiolated molecules have been used as agrochemicals, pharmaceuticals, and electro-optical materials.^[456] The increase in lipophilicity^[457] resulting from trifluoromethoxy and trifluoromethylthiol group incorporation has made both functional groups attractive substituents for use in medicinal chemistry. Additionally, the ability to induce conformational changes through the trifluoromethoxy substituent, which adopts an orthogonal orientation with respect to the arene plane,^[2a] in contrast to a methoxy group, which normally rests in plane of the arene, can be beneficial to obtain additional binding affinity. Trifluoromethylamines have applications as fluorinating reagents,^[458] these compounds are prone to fluoride ionization

followed by hydrolysis of the resulting iminium or imine, which renders many trifluoromethylamines difficult to isolate and store.

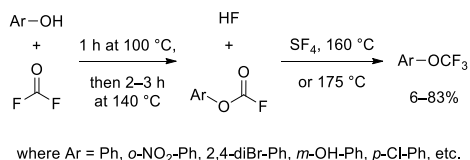
The difficulty of trifluoromethylation at heteroatoms is dependent on the nucleophilicity of the heteroatom; trifluoromethylation at nitrogen and oxygen is more difficult to accomplish than at sulfur.^[459] Consequently, the synthesis of trifluoromethyl ethers and amines has classically involved pre-functionalization at oxygen or nitrogen with carbonyl or thiocarbonyl functional groups followed by fluorine introduction. Many approaches for the synthesis of trifluoromethyl ethers and amines have low functional group tolerance due to the use of hydrogen fluoride, Lewis acids, or thermally unstable, reactive trifluoromethylating reagents. Trifluoromethylsulfides can be more easily synthesized using a variety of electrophilic trifluoromethylating reagents. Additionally, the enhanced stability and nucleophilicity of free trifluoromethylthiolate as compared to trifluoromethoxide, which eliminated fluoride at elevated temperature, has facilitated the development cross-coupling methods for the synthesis of trifluoromethylsulfides.

6.1. Preparation of trifluoromethyl ethers

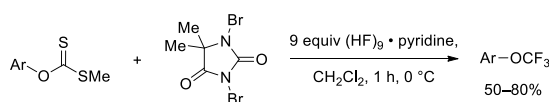
The formation of the oxygen-CF₃ bond as well as the carbon-OCF₃ bond has been difficult to accomplish for two main reasons: reactivity of the trifluoromethylating reagents with carbon sites of the oxygenated nucleophile leading to formation of byproducts and the thermal instability of many trifluoromethoxide salts. Many nucleophilic fluorodesulfurization and fluorodeoxygenation of functionalized alcohols and phenols have been established for the synthesis of trifluoromethyl ethers whereas fewer methods for the formation of oxygen-CF₃ and carbon-OCF₃ bonds have been successfully accomplished. Synthesis of aryl trifluoromethyl ethers via *O*-trifluoromethylation of phenols is currently of limited synthetic use due to carbon trifluoromethylation or the need for impractical reaction conditions with thermally unstable *O*-(trifluoromethyl)dibenzofuranium reagents. In contrast, *O*-trifluoromethylation of primary and secondary alcohols with thermally stable Togni reagent affords the desired trifluoromethyl ethers.^[460]

6.1.1. Preparation of aryl trifluoromethyl ethers

Nucleophilic fluorination of aryl trichloromethyl ethers,^[461] aryl chlorothionoformates,^[461b, 462] phenyl fluoroformates,^[463] and aryl xanthates^[464] constitute most of the methods developed for the synthesis of trifluoromethoxyarenes. A general, practical, functional-group-tolerant trifluoromethylation of phenols is not yet available. Aryl trichloromethyl ethers^[461b, 461d] synthesized in situ^[461e] or prior to the reaction by chlorination of the aryl methyl ether^[461a, 461c, 461f] or aryl chlorothionoformates^[461b, 462] can be nucleophilically fluorinated with hydrogen fluoride,^[461e, 465] SbF₅,^[461g] SbF₃ in the presence of SbF₅,^[461a, 461b, 466] or molybdenum hexafluoride.^[462, 467] Likewise, phenol fluoroformates can be treated with SbF₃ or SF₄/HF to afford trifluoromethoxyarenes (Scheme 104).^[463] Aryl xanthates were used as substrates for fluorodesulfurization with HF/pyridine and dibrominated hydantoin (Scheme 105).^[464a]

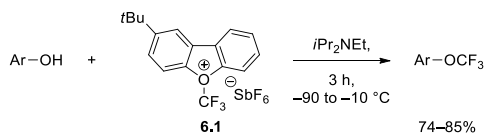


Scheme 104. Synthesis of aryl trifluoromethyl ethers via fluoroformate intermediates

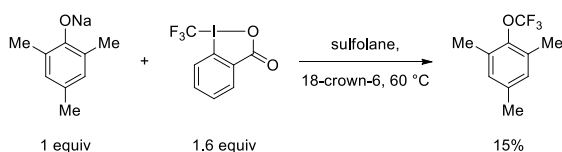


Scheme 105. Synthesis of aryl trifluoromethyl ethers by fluorodesulfurization of aryl xanthates

Umemoto reported that phenol derivatives can undergo trifluoromethylation with *O*-(trifluoromethyl)dibenzofuranium reagents in the presence of alkyl amine bases to afford trifluoromethoxyarenes (Scheme 106).^[459] The reagent needs to be generated prior to use by photochemical decomposition of the trifluoromethoxybiaryl diazonium salt at -100 to -90 °C to yield the active *O*-(trifluoromethyl)dibenzofuranium reagent **6.1**. Trifluoromethylation of phenols with Togni reagent II was investigated by Togni and co-workers, and *O*-trifluoromethylation occurred with 2,4,6-trimethylphenol in 15% yield along with carbon trifluoromethylation products (Scheme 107).^[273b]



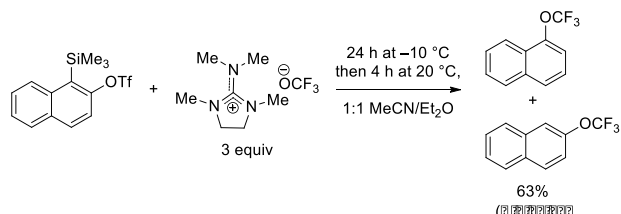
Scheme 106. *O*-Trifluoromethylation of phenols to afford aryl trifluoromethyl ethers



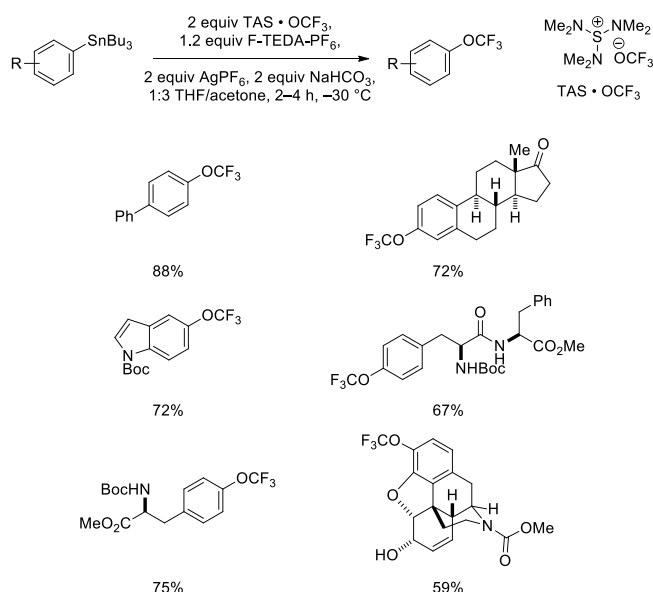
Scheme 107. *O*-Trifluoromethylation of phenols with Togni reagent II

The use of trifluoromethoxide anion to form the aryl carbon-oxygen bond has not been as widely explored as other approaches. S_NAr reaction with trifluoromethoxide was attempted, but products from S_NAr with fluoride are observed instead, likely due to trifluoromethoxide degradation into volatile carbonyl difluoride and fluoride.^[468] Kolomeitsev reported that phenyl and naphthyl carbon-OCF₃ formation occurred when trifluoromethoxide anion was added to benzenes to afford aryl trifluoromethyl ethers (Scheme 108).^[468] Aryl stannanes and aryl boronic acids can undergo silver-mediated cross-coupling with tris(dimethylamino)sulfonium trifluoromethoxide to afford functionalized aryl trifluoromethyl ethers (Scheme 109).^[469] This method affords the cross-coupling products of functionalized aryl stannanes and boronic esters with trifluoromethoxide; heteroaryl nucleophiles and nucleophilic amines cannot currently be tolerated. More recently, copper and gold

oxygen-bound trifluoromethoxide complexes have been prepared and characterized in efforts to provide better understanding of transition metal interactions with trifluoromethoxide anion.^[470] Preliminary efforts toward the direct C-H functionalization of arenes with trifluoromethylhypofluorite has been reported but mixtures consisting mainly of fluorinated arenes in addition to trifluoromethoxylated arenes.^[471]



Scheme 108. Trifluoromethoxide anion addition to *ortho*-trimethylsilylnaphthyl triflate via aryne intermediate

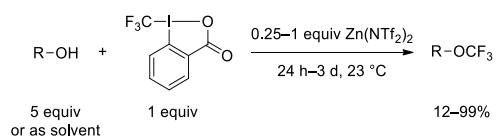


Scheme 109. Ag-mediated cross-coupling of aryl stannanes with trifluoromethoxide salt

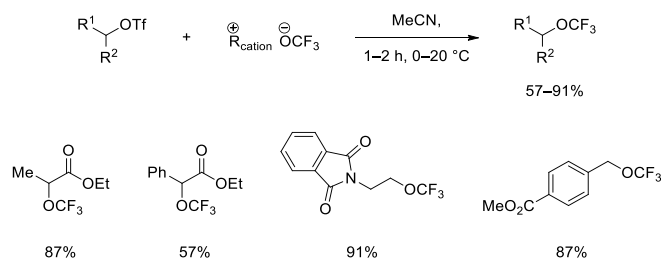
6.1.2. Preparation of alkyl trifluoromethyl ethers

Alkyl trifluoromethyl ethers can be synthesized via the trifluoromethylation of alcohols or displacement of a leaving group on alkyl electrophiles by trifluoromethoxide anion. Primary and secondary alcohols can be trifluoromethylated with Togni reagent in the presence of Zn(NTf₂)₂ (Scheme 110).^[460a] The soluble zinc catalyst with non-nucleophilic triflimide anions is proposed by Togni and co-workers to activate the reagent for attack through coordination to the carboxy group of the reagent. Togni reagent II reacts with tetrahydrofuran in the presence of Lewis or Brønsted acids to afford polymeric ring-opened trifluoromethyl ethers^[460b] and reacts with sulfonic acids to afford *O*-trifluoromethylated sulfonic acids.^[340] 2-Phenylethanol, *n*-decanol, and (2-naphthyl)methanol were reported by Umemoto to react with *O*-(trifluoromethyl)dibenzofuranium reagents (shown in Scheme 106 with phenols) to afford the corresponding alkyl trifluoromethyl ethers.^[459] Analogous to the fluorination of aryl xanthates,^[464a] alkyl

xanthates were treated with BrF_3 to afford alkyl trifluoromethyl ethers^[464b] while alkyl triflates were substituted with trifluoromethoxide anion (Scheme 111).^[468]



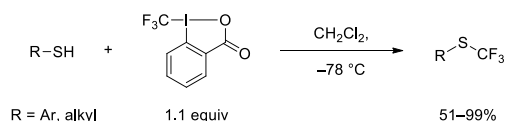
Scheme 110. O-Trifluoromethylation of alcohols with Togni reagent II



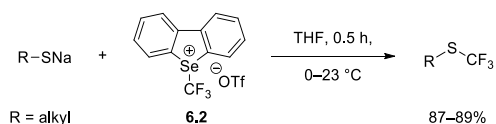
Scheme 111. Synthesis of trifluoromethyl ethers via displacement of alkyl triflates with trifluoromethoxide salts

6.2. Preparation of trifluoromethyl sulfides

Alkylation of thiols with various electrophilic trifluoromethylating reagents has been a fruitful approach toward the synthesis of trifluoromethylsulfides. The S-trifluoromethylation of a broad range of aliphatic thiols and thiophenols (Scheme 112)^[273a] and S-hydrogen phosphorothiolates^[472] was reported by Togni and co-workers using Togni reagent II and later applied to the trifluoromethylation of cysteine residues in peptide substrates.^[473] Se-(trifluoromethyl)dibenzoselenophenium reagent **6.2** can likewise afford S-trifluoromethylated thiols as demonstrated by Umemoto (Scheme 113).^[271b]



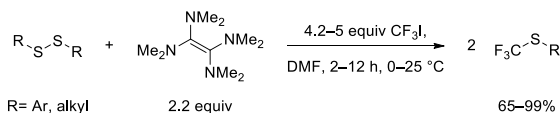
Scheme 112. S-Trifluoromethylation of thiols with Togni reagent II



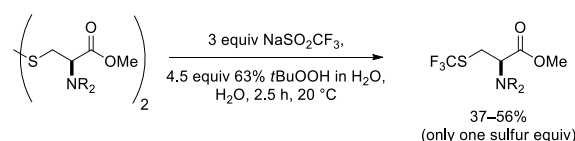
Scheme 113. S-Trifluoromethylation of sodium thiolates with S-(trifluoromethyl)dibenzoselenophenium triflate

Trifluoromethylsulfides can be synthesized by photolysis of aryl and alkyl trifluoromethylthiosulfonates^[474] to promote desulfonation and radical recombination or trifluoromethylation of disulfides^[475] with TMSCF_3 as reported by Langlois. Similarly, disulfides can be trifluoromethylated with a mixture of TDAE and iodotrifluoromethane (Scheme 114).^[476] The $\text{CF}_3\text{I/TDAE}$ method developed by Dolbier can trifluoromethylate both sulfur atoms of

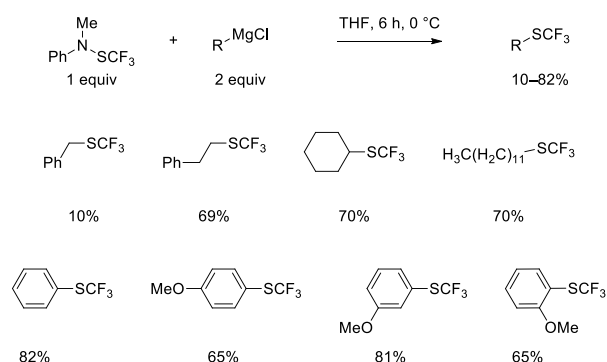
simple disulfides in 65–99% yield. Cysteine derivatives have been trifluoromethylated with sodium trifluoromethylsulfinate and *tert*-butyl hydrogen peroxide (Scheme 115).^[477] Trifluoromethanesulfanamide reagents have also been used as electrophilic source of “ SCF_3 ” groups with aryl and alkyl Grignard nucleophiles for the synthesis of trifluoromethyl sulfides (Scheme 116).^[478]



Scheme 114. S-Trifluoromethylation of disulfides

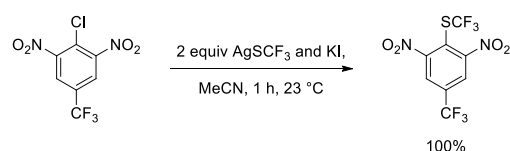


Scheme 115. S-Trifluoromethylation of cysteine derivatives

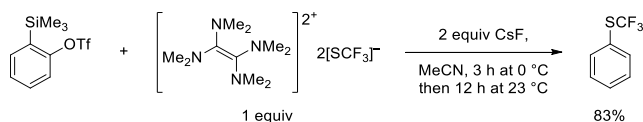


Scheme 116. Grignard reaction with trifluoromethanesulfanamide reagent to afford trifluoromethylsulfides

Displacement of chloride in $\text{S}_{\text{N}}\text{Ar}$ reactions of electron-poor chloroarenes with silver trifluoromethylthiolate is limited in substrate scope but affords the desired aryl trifluoromethylsulfide (Scheme 117).^[479] Analogous to the synthesis of aryl trifluoromethyl ethers, *ortho*-trimethylsilylphenyl trifluoromethanesulfonate can be used to generate a benzyne intermediate that reacts with TDAE-bis(trifluoromethylthiolate) to give phenyl trifluoromethylsulfide (Scheme 118).^[468] Although both approaches give rise to trifluoromethylsulfides in high yield, the reported methods are biased toward electron-poor arenes or unfunctionalized *ortho*-trimethylsilylaryl triflates.

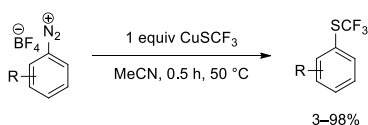


Scheme 117. Nucleophilic aromatic substitution with silver trifluoromethylthiolate

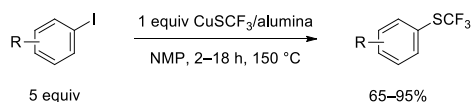


Scheme 118. Trifluoromethylthiolate anion addition to *ortho*-trimethylsilylphenyl triflate via aryne intermediate

Aryl trifluoromethyl sulfides were synthesized from aryl diazonium salts (Scheme 119)^[480] and electron-poor aryl iodides (Scheme 120)^[481] by Clark via reaction with pre-generated copper trifluoromethylthiolate. Chen has reported the in situ generation of copper trifluoromethylthiolate at 100 °C from copper, octathiocane (sulphur, S₈), and fluorosulfonyldifluoroester for trifluoromethylthiolation of aryl iodides.^[482]

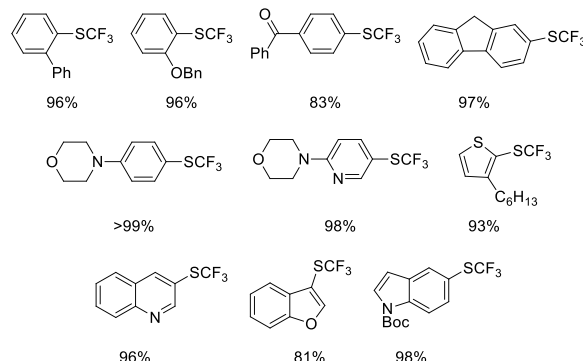
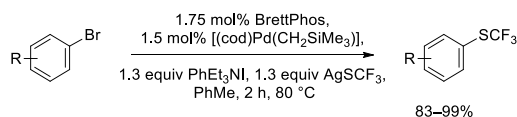


Scheme 119. Synthesis of aryl trifluoromethyl thioethers from aryl diazonium salts with copper trifluoromethylthiolate

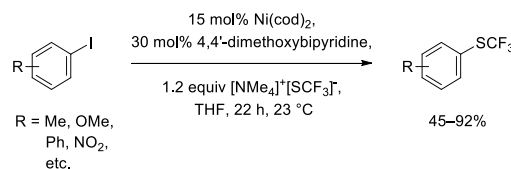


Scheme 120. Synthesis of aryl trifluoromethyl thioethers from aryl iodides and copper trifluoromethylthiolate

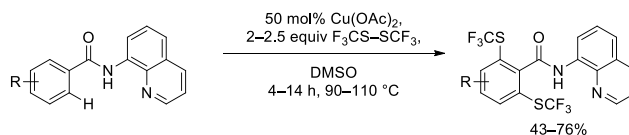
Palladium catalysis for the synthesis of aryl trifluoromethyl thioethers was developed by Buchwald with silver trifluoromethylthiolate nucleophile and aryl bromide electrophiles for the synthesis of a variety of aromatic and heteroaromatic trifluorothiolates (Scheme 121).^[483] A combination of a nickel catalyst with tetramethylammonium trifluoromethylthiolate was described by the Vicic group to convert aryl iodides to aryl trifluoromethylsulfide (Scheme 122).^[484] This method was later extended to boronic acid substrates using a copper catalyst.^[485] While nickel-catalyzed trifluoromethylthiolation of simple aryl iodides occurs at room temperature and does not necessitate silver trifluoromethylthiolate, the substrate scope is more limited than that displayed by the palladium-catalyzed reaction developed by the Buchwald group. Qing and co-workers established the cross-coupling of arylboronic acids with octathiocane (sulphur, S₈) in the presence of TMSCF₃, and two equivalents of silver carbonate catalyzed by copper(I) salts at room temperature to afford the desired products in 58–91% yield.^[486] Terminal alkynes were also shown to be viable substrates for this transformation.^[487] Amide-directed C–H functionalization of arenes with trifluorosulfonyl groups was recently accomplished by Daugulis via copper catalysis with trifluoromethyldisulfide (Scheme 123).^[488]



Scheme 121. Pd-catalyzed cross-coupling of aryl bromides with silver trifluoromethylthiolate activated with tetrasubstituted ammonium iodide



Scheme 122. Ni-catalyzed cross-coupling of aryl iodides with tetramethylammonium trifluoromethylthiolate

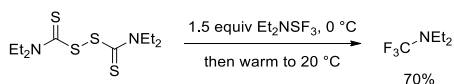


Scheme 123. Cu-catalyzed N-directed C–H functionalization of arenes with trifluoromethylsulfenyl groups

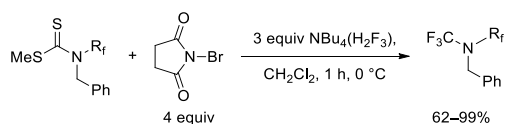
6.3. Preparation of trifluoromethylamines

Primary and secondary alkyl trifluoromethyl amines have been difficult to synthesize due to facile decomposition, mostly via elimination of fluoride, while tertiary alkyl trifluoromethyl amines can be synthesized but are difficult to isolate.^[458] Nitrogen nucleophiles with less nucleophilic nitrogen lone pairs such as anilines, pyridine, and azoles can be successfully trifluoromethylated and isolated.^[459, 489]

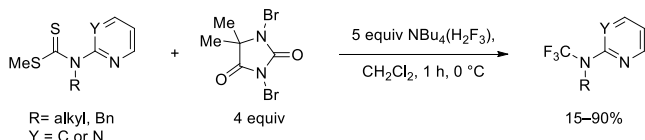
The main approaches for the synthesis of trifluoromethylamines involve nucleophilic fluorination of thiocarbonyl-functionalized amines and *N*-trifluoromethylation of amines. Amines are first derivatized to thiuramide sulfides (Scheme 124)^{[107c], [107c, 490]} *N*-alkyl dithiocarbamates (Scheme 125),^[491] or formamides^[458, 492] followed by fluorination with nucleophilic fluoride sources. The formamide approach typically affords trifluoromethylamine products in high yield but involves the use of gaseous and toxic SF₄. This functionalization–fluorination reaction sequence was also reported with *N*-perfluoroalkyl dithiocarbamates^[493] and *N*-heteroaryl dithiocarbamates (Scheme 126)^[494].



Scheme 124. Fluorodesulfurization of thiuramide sulfides

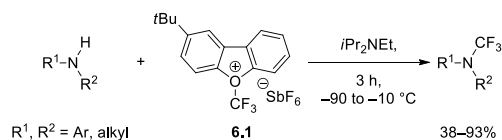


Scheme 125. Fluorodesulfurization of dithiocarbamates

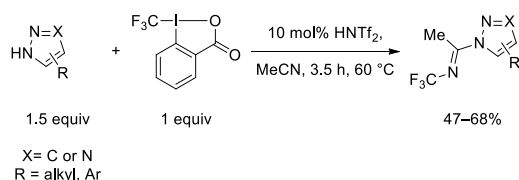


Scheme 126. Fluorodesulfurization of *N*-heteroaryl dithiocarbamates

Although *S*-(trifluoromethyl)dibenzothiophenium salts react with nitrogenous nucleophiles to afford *C*-trifluoromethylated products,^[271b] *O*-(trifluoromethyl)dibenzoxonium reagent **6.1** reacts with nitrogenous nucleophiles to afford *N*-trifluoromethylated anilines, primary, secondary and tertiary alkyl amines, and nitrogenous heteroarenes (Scheme 127).^[459] The *O*-(trifluoromethyl)dibenzofuranium reagent **6.1** by Umemoto is the same, thermally unstable, reagent used for the *O*-trifluoromethylation of phenols. *N*-Trifluoromethylation of nitriles after a Ritter-type reaction with azoles has been reported by Togni (Scheme 128).^[495] Subsequently, the same group reported the direct *N*-trifluoromethylation of azoles in 13–66% yield.^[489] Additionally, primary phosphines can undergo *P*-trifluoromethylation with Togni reagent II.^[496]



Scheme 127. Electrophilic *N*-trifluoromethylation of amines



Scheme 128. *N*-Trifluoromethylation of Ritter-type reaction products

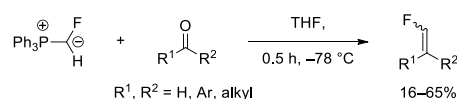
7. Fluorinated alkenes

Fluoroalkenes find applications as peptide mimics^[497] and as monomers in polymerization reactions, e.g. for the synthesis of Teflon.^[498] Because the fluoroalkene moiety has a size and dipole moment similar to an amide bond while being difficult to

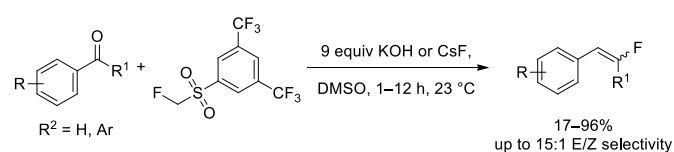
hydrolyze,^[499] molecules containing the fluoroalkene motif have been used as inhibitors of peptidases.^[500]

7.1. Preparation of monofluoroalkenes

Monofluoroalkenes can be synthesized by Wittig olefination of carbonyls with triphenylphosphonium monofluoromethylide (Scheme 129),^[501] by Peterson-type olefination of aldehydes with α -fluoro- α -trialkylsilyl-esters with 50:1 *Z/E* stereoselectivity,^[502] and by Julia-Kocienski-modified conditions for the fluoromethylenation of ketones^[503] in up to 15:1 *E/Z* stereoselectivity (Scheme 130).^[503a] α -Fluorostyrenes can be synthesized from α,α -arylfluoromethyl 2-benzothiazolylsulfone reagents and paraformaldehyde in the presence of a base.^[504] Additionally, aldol condensation chemistry has been reported to introduce the monofluoromethylene group.^[505]

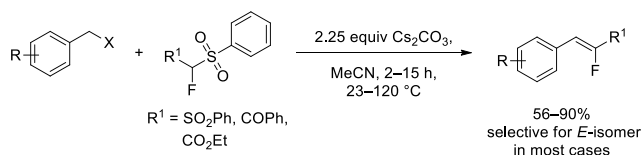


Scheme 129. Synthesis of monofluoroalkenes via Wittig olefination of carbonyls

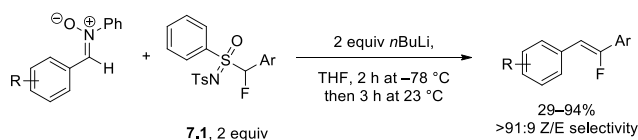


Scheme 130. Synthesis of monofluoroalkenes via Julia-Kocienski reaction with carbonyls

An addition-elimination sequence of fluorobis(phenylsulfonyl)methane with alkyl halides was used to afford monofluoroalkenes (Scheme 131).^[194] The selectivity for the *E*-isomer is proposed to arise from neighboring group participation by the aryl group during the elimination step. The stereoselective synthesis of *Z*-fluoroalkenes was achieved by addition of fluorosulfoximine **7.1** to nitrones followed by elimination of nitrosobenzene (Scheme 132).^[506] In the proposed transition-state, the two aryl groups are positioned gauche for the formation of the disfavored *E*-isomer; therefore, a preference for the *Z*-isomers would be predicted.

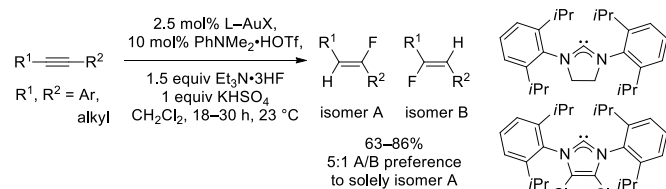


Scheme 131. Synthesis of monofluoroalkenes via Julia-Kocienski-type reaction with benzyl halides

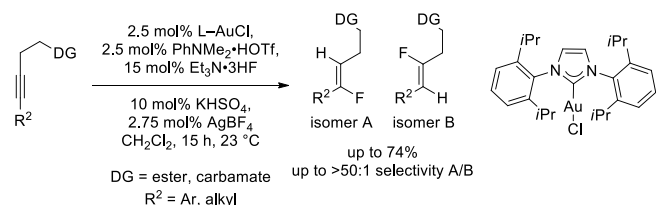


Scheme 132. Synthesis of monofluoroalkenes via nitron addition with fluoromethyl pronucleophile

Monofluoroalkene synthesis via alkyne hydrofluorination was first accomplished with polymer-supported dihydrogen trifluoride^[507] and tetrabutylammonium dihydrogen trifluoride.^[508] Transition-metal-mediated hydrofluorination was demonstrated by Sadighi via reversible gold-catalyzed hydrofluorination of substituted alkynes with triethylamine-hydrogen fluoride (Scheme 133).^[509] Subsequently, gold-catalyzed *N*-directed synthesis of fluoroalkenes from disubstituted alkynes and triethylamine-hydrogen fluoride was shown to yield >50:1 regioselectivity by Miller and co-workers (Scheme 134).^[510] The reaction can also be ester-directed but regioselectivity is lower; 1:1.5 in favor of isomer B in some cases (see Scheme 134).

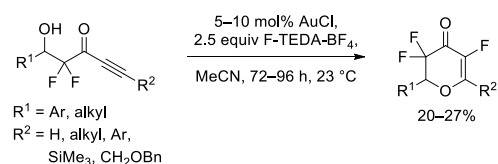


Scheme 133. Au-catalyzed hydrofluorination of alkynes

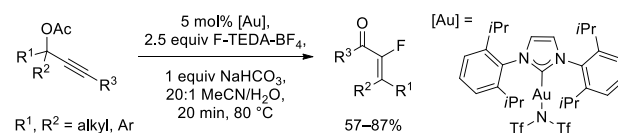


Scheme 134. Au-catalyzed ester-directed hydrofluorination of alkynes

Silver-mediated electrophilic fluorodestannylation of alkenyl stannanes reported by Tius demonstrated that the synthesis of fluoroalkenes could be accomplished via electrophilic fluorination.^[34i, 46] Gouverneur reported the gold-catalyzed cyclization–fluorination of propargyl ketones with F-TEDA-BF₄ to afford cyclic α -fluoro vinylogous esters (Scheme 135)^[511] with the protodeaurated product accounting for most of the byproduct. Intermediates of gold-carbene-catalyzed rearranged propargyl acetates can also be fluorinated electrophilically to afford α -fluoroenones as describe by Nevado (Scheme 136).^[512] Only alkyl- or phenyl- functionalized propargyl acetates were reported to undergo this rearrangement.

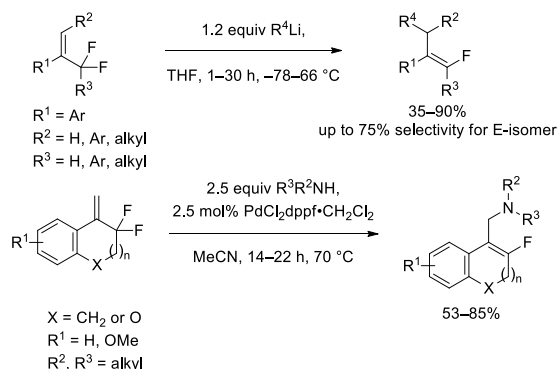


Scheme 135. Au-catalyzed fluorocyclization of propargyl ketones



Scheme 136. Synthesis of α -fluoroenones via Au-catalyzed 1,3-acyloxy rearrangement of propargyl acetates

Nucleophilic S_N2' additions of 3,3-difluoropropenes with cuprates,^[513] organolithium reagents,^[514] and amines^[515] by Paquin and co-workers have been used to synthesize double-bond transposed fluorinated allylic products (Scheme 137). In contrast to highly nucleophilic organolithiums, neutral amine nucleophiles required the use of palladium complexes to first activate 3,3-difluoropropenes as an allyl fragment. With organolithium reagents monoiodoalkenes are lithiated and fluorinated with *N*-fluoro-*N*-*tert*-butylphenylsulfonamide affording the same double bond geometry,^[516] trifluoromethyl tosylhydrazones, on the other hand, rearrange to monofluoroalkenes with an excess of alkyl lithium reagents.^[517]



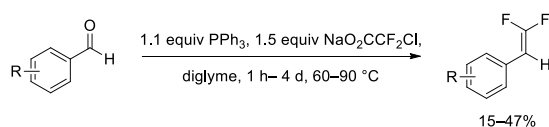
Scheme 137. Alkyl lithium addition and Pd-catalyzed allylic alkylation of amines of 3,3-difluoropropenes

Palladium-catalyzed cross-coupling of terminal alkynes with iodoalkenes affords fluorinated enyne products,^[518] while fluorovinyl tosylate undergoes cross-coupling with boronic acids to yield terminal fluoroalkene.^[519] Copper-catalyzed reaction of Freon-113 (1,1,1-difluoro-2,2,2-trichloroethane) with aryl hydrazones produces fluorinated alkene derivatives with release of N₂.^[520]

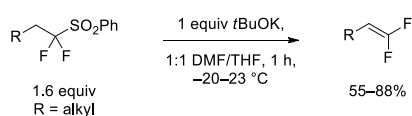
7.2. Preparation of α,α -difluoroalkenes and 1,2-difluoroalkenes

7.2.1. Preparation of α,α -difluoroalkenes

Approaches used to synthesize difluoroalkenes are similar to those of monofluoroalkenes which include Wittig and (Scheme 138)^[501b, 501c, 521] Horner-Wadsworth-Emmons olefination^[522] as well as difluoromethylation with bis(trifluoromethyl) mercury,^[523] copper and difluorodibromomethane,^[524] and difluorophenylsulfenyltrimethylsilane.^[525] Generally, carbonyl difluoromethylation reactions with difluoromethylenating reagents give rise to yields below 70%. The addition-elimination sequence used to synthesize monofluoroalkenes from alkyl halides and fluoromethyl phenyl sulfone^[526] has adapted to the synthesis of difluoroalkenes through the use of difluoromethyl phenyl sulfone and alkyl halides (Scheme 139).^[526b] Although the method by Prakash shown in Scheme 139 utilizes a slight excess of starting material to base, it provides access to aliphatic and aryl difluoroolefins in a synthetically practical manner.

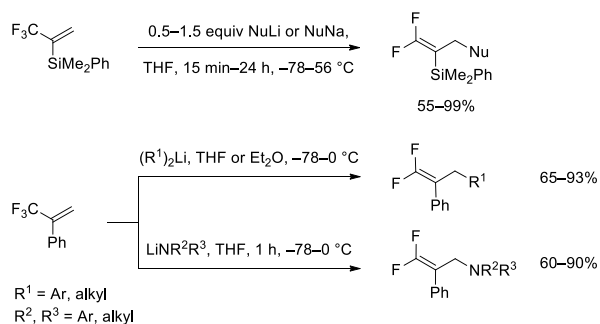


Scheme 138. Synthesis of difluoroalkenes via Wittig-type olefination of aldehydes

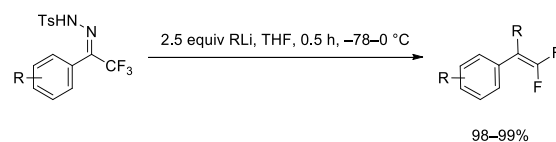


Scheme 139. Elimination of fluoromethyl alkylated products to afford difluoroalkenes

Geminally-substituted trifluoromethyl dimethylphenylsilyl alkenes can be transformed to the 1,1-difluoroalkenes via S_N2' addition of various nucleophiles like LAH, organolithium reagents, and lithium enolates (Scheme 140).^[527] Similarly, trifluoromethyl styrenes can rearrange to geminal difluoroalkenyl amines^[528] after addition of lithium amide or allylic alkyl difluoroalkenes^[529] or organolithium reagents (Scheme 140). More recently, the addition of substituted hydrazine nucleophiles to trifluoromethyl styrene followed by intramolecular cyclization was shown to yield various 3-fluoropyrazole products.^[530] Trifluoromethyl tosylhydrazones rearrange to difluoroalkenes with 2.5 equivalents of *n*BuLi or methyl lithium through extrusion of N_2 gas and tolylsulfinate (Scheme 141).^[517] Similarly, *n*BuLi induces opening of chlorodifluoromethyl epoxides to afford 1,1-difluoroallylic alcohols.^[531]

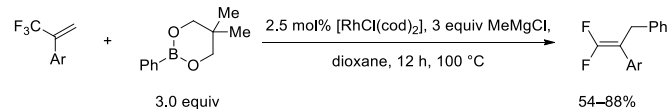


Scheme 140. S_N2' addition of various nucleophiles to 3,3,3-trifluoropropene



Scheme 141. Alkyl lithium-induced rearrangement of aryl trifluoromethyl tosylhydrazones to terminal 1,1-difluoroalkenes

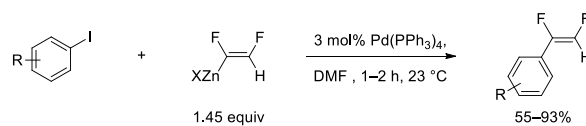
Cross-coupling methods provide an expedient route for the installation of difluoroalkenyl groups from commercially available arene precursors. Trifluoromethyl groups of α -trifluoromethylstyrenes undergo β -fluoride elimination in the presence of rhodium catalysts and then participate in a cross-coupling reaction with arylboronic acids to give 1,1-difluoroallylic aryl products (Scheme 142).^[532] Cross-coupling of difluoroalkenylzinc reagents with aryl iodides under palladium catalysis yields difluorostyrenyl products,^[533] while difluoroenol derivatives such as α,α -difluoroketene iodoacetals can be cross-coupled with stannanes or boronic acids to afford aryl difluoroenol products.^[534]



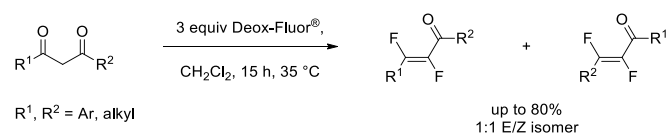
Scheme 142. Rh-catalyzed coupling of 3,3,3-trifluoropropene with arylboronic ester with β -fluoride elimination

7.2.2. Preparation of 1,2-difluoroalkenes

1,2-Difluoroalkenes can be synthesized in up to 97% yield by elimination of hydrogen bromide from 1,1,1-dibromofluoro-2-fluorosubstituted substrates with up to 99:1 E/Z selectivity^[535] as well as by protodesilylation of 1,2-difluoro-1-silylalkene.^[536] 1,2-Difluoroolefins can additionally be synthesized via cross-coupling of the fluorinated alkenyl zinc reagent with aryl iodides (Scheme 143),^[537] allowing for the late-stage introduction of vicinal difluoroalkenyl groups into arenes. Treatment of α -keto carbonyls with Deoxo-Fluor[®] yields α,β -difluoroenone (Scheme 144).^[538]



Scheme 143. Pd-catalyzed cross-coupling of aryl iodides with 1,2-difluoroalkenyl zinc reagent



Scheme 144. Synthesis of α,β -difluoroenones via nucleophilic fluorination of Deoxo-Fluor[®]

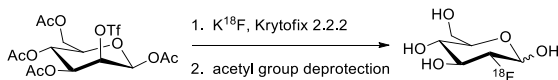
8. Fluorination with fluorine-18 for positron emission tomography (PET)

Positron emission tomography (PET) is widely recognized as a clinical tool for cancer diagnosis, with other applications emerging in medical research and patient care.^[5c, d] PET relies on the use of radiotracers that bear a radionuclide which decays via positron emission, such as fluorine-18. Simple radiotracers containing fluorine-18 can be synthesized via conventional fluorinations methods. But conventional fluorination methods typically have low functional group tolerance and cannot afford complex, biomedically relevant molecules as PET tracers. Due to the short half-life of 110 minutes of fluorine-18, synthesis of radiotracers requires that fluorine-18 introduction occur at a late-stage of the synthesis to avoid unproductive decay. The time used to synthesize, purify, and formulate radiotracers for injection should be less than two half-lives of the radionuclide. The ideal method for fluorine-18 introduction is functional group tolerant, fast, shows low water-sensitivity, affords a single fluorinated product, and requires only straightforward purification. We will only cover recent, conceptually novel approaches for C-¹⁸F bond formation; comprehensive reviews are available. {Miller, 2008 #855; Cai, 2008 #1032; Ametamey, 2008 #748; Phelps, 2000 #858; Bolton, 2002 #752; Tredwell, 2012 #2848}

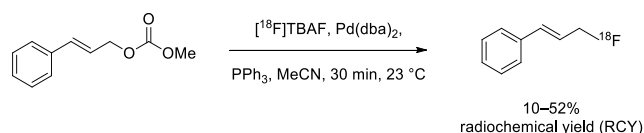
8.1. Nucleophilic methods for the incorporation of ¹⁸F

Fluorine-18 is synthesized through bombardment of oxygen-18-enriched water with protons to afford aqueous ¹⁸F-fluoride in high specific activity. Desolvation of aqueous ¹⁸F-fluoride to afford anhydrous ¹⁸F-fluoride is difficult due to the strong hydrogen bonding interaction of fluoride anions with water. {Emsley, 1980 #2226} ¹⁸F-enriched fluorine gas is generally of lower specific activity than ¹⁸F-fluoride, but recent advances have increased the specific activity obtainable for [¹⁸F]F₂.^[539] ¹⁸F-fluoride is the most practical and most widely available source of ¹⁸F.

Radiofluorination reactions with ¹⁸F-fluoride most commonly consist in substitution reactions that occur on alkyl or aryl electrophiles, functionalized with appropriate leaving groups. Alkali salts are typically used along with cryptands to increase fluoride nucleophilicity.^[5d] Reactions solvents are chosen such that S_N2-type and S_NAr-type reactions are facilitated, with the most commonly used solvents being polar aprotic solvents such as DMF, DMSO, and acetonitrile. *Tert*-butanol may be used to temper the basicity of ¹⁸F-fluoride for aliphatic substitution reactions.^[105] The most commonly used radiotracer for imaging, 2-deoxy-2-[¹⁸F]fluoro-D-glucose ([¹⁸F]FDG), is made via nucleophilic substitution of a triflate leaving group on a mannose triflate derivative with ¹⁸F-fluoride (Scheme 145).^[540] For the synthesis of ¹⁸F-functionalized allylic fluorides, Gouverneur and co-workers reported the first palladium-catalyzed fluorination reaction with ¹⁸F-fluoride.^[167]

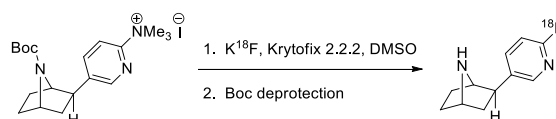


Scheme 145. Nucleophilic radiochemical fluorination with ¹⁸F-fluoride to afford [¹⁸F]FDG



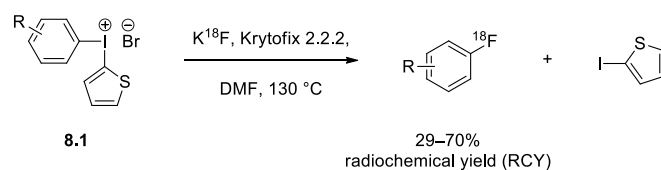
Scheme 146. Pd-catalyzed allylic fluorination with ¹⁸F-fluoride

Nucleophilic aromatic substitution with ¹⁸F-fluoride can be used to synthesize ¹⁸F-labelled arenes.^[541] For substrates to undergo S_NAr-type substitution reactions, they generally require at least one electron-withdrawing group on the arene ortho or para to the leaving group, which can be a nitro, trialkylammonium, halide, or sulfonate groups. Nicotinic acetylcholine receptor radioligands have been synthesized via nucleophilic aromatic substitution (Scheme 147).^[542]



Scheme 147. Nucleophilic aromatic substitution with ¹⁸F-fluoride

Diaryliodonium salts **8.1** can be fluorinated with ¹⁸F-fluoride to yield radiolabelled aryl fluorides.^[543] The selectivity for fluorination between the two arenes attached to iodine is based on the electronic structure of the arenes (the more electron-poor arene is fluorinated) and the steric bulk near iodine (*ortho*-substituted arenes are more susceptible to fluorination due the *ortho*-effect^[544]) (Scheme 148). Electron rich 2-thiophene can be used to advantage as a dummy ligand on iodine.^[543b] The counterion of the iodonium salts also have a large effect on the yield of fluorination, with the more dissociative and non-nucleophilic counteranions promoting higher radiochemical yields. With *ortho*-substituted substrates, the radiochemical yields can be as high as ~60%. The availability of more straightforward syntheses of complex diaryliodonium salts would increase the utility of the method and its use for PET tracer synthesis. Current syntheses of aryl iodonium salts often employ strong Lewis or Brønsted acids.^[545]



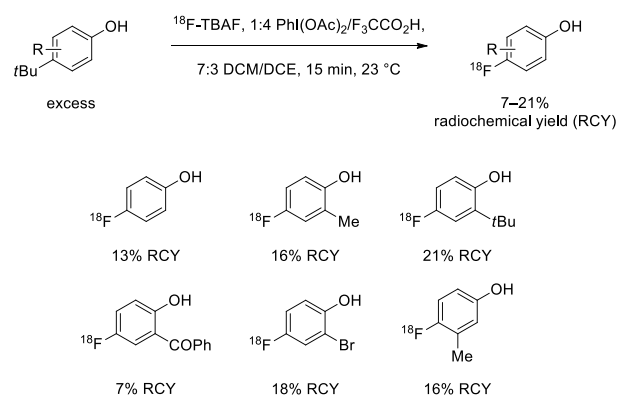
Scheme 148. Nucleophilic radiochemical fluorination of aryl(2-thienyl)iodonium bromides

8.2. Electrophilic methods for the incorporation of ¹⁸F

Several ¹⁸F-electrophilic fluorinating reagents have been synthesized from ¹⁸F-fluorine gas such as ¹⁸F-acetyl hypofluorite,^[546] ¹⁸F-xenon difluoride,^[546a, 547] ¹⁸F-*N*-fluorosulfonamide or imide reagents,^[548] ¹⁸F-*N*-fluoropyridinium salts,^[549] and ¹⁸F-TEDA salts.^[539b] Electrophilic radiofluorination via direct, non-specific fluorination of substrates such as alkenes^[550] for the synthesis of [¹⁸F]FDG and related sugars as well as arenes^[551] for the synthesis of [¹⁸F]fluoro-3,4-dihydroxy phenylalanine ([¹⁸F]F-DOPA) can lead to multiple fluorinated

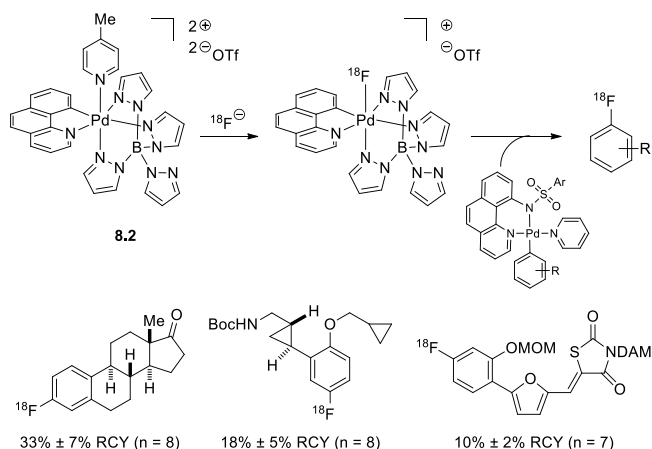
products and typically are not functional group tolerant. Radiochemical fluorodemetalation has been used for aryl organometallic reagents,^[548a] aryl silanes,^[37c, d] and aryl stannanes^[34a, 34c, 546b] and can afford selective fluorination.

Gouverneur developed the oxidative fluorination of *para-tert*-butylphenols with replacement of the *para-tert*-butyl group with ¹⁸F-fluoride in the presence of iodobenzene diacetate and trifluoroacetic acid in dichloromethane (Scheme 149).^[552] The reaction is proposed to occur via oxidative fluorination/dearomatization followed by rearomatization. The radiochemical yields for various *para-tert*-butylphenol derivatives range from 7–21% and the reaction tolerates a wide range of electronically-diverse *ortho*-substituents including halides, other *tert*-butyl groups, carbonyls, and olefins.



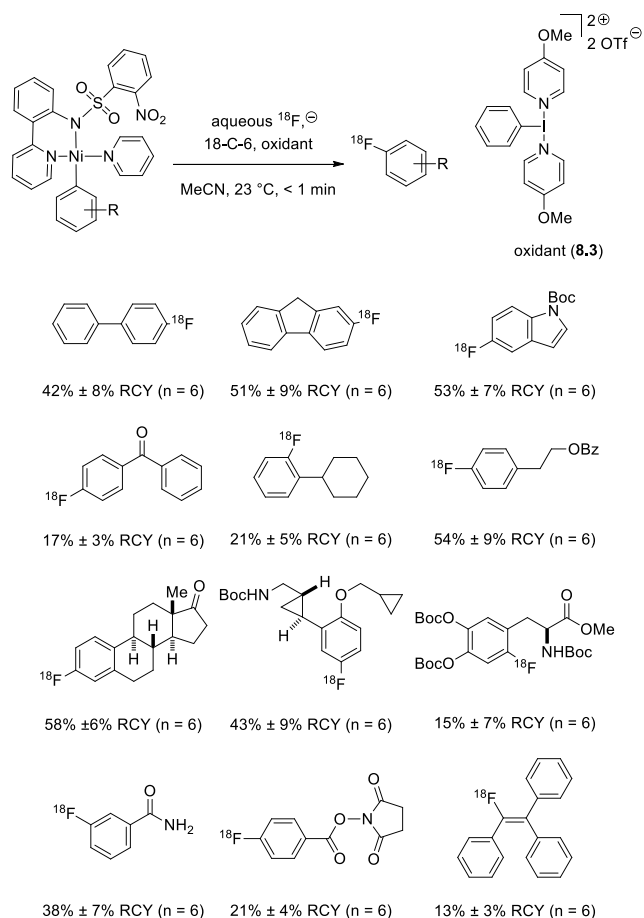
Scheme 149. Oxidative radiochemical fluorination of *para-tert*-butyl phenols with ¹⁸F-fluoride and iodobenzene diacetate

An electrophilic radiofluorination for the synthesis of aryl fluorides in high specific activity utilizes Pd(IV) complex **8.2** to incorporate ¹⁸F-fluoride into complex arenes (Scheme 150).^[553] The Pd(IV) complex captures fluoride and then functions as electrophilic [¹⁸F]fluorination reagent. Direct S_N2 transfer and an electron-coupled fluoride transfer have both been proposed as possible reaction pathways. An advantage of using this method is that ¹⁸F-fluoride can be incorporated into functionalized arenes at a late stage. Additionally, the Pd(IV)-[¹⁸F] complex is thermally stable and insensitive to water.



Scheme 150. Synthesis of an electrophilic ¹⁸F-Pd(IV) fluorinating reagent from ¹⁸F-fluoride to afford e for the synthesis of ¹⁸F-labelled aryl fluorides

Ni(II) aryl pyridylsulfonamide complexes can be oxidized with oxidant **8.3** in the presence of aqueous ¹⁸F-fluoride to afford complex ¹⁸F-labelled arenes in 13–58% RCY (Scheme 151).^[554] The use of aqueous fluoride-18 solution obviates the need for time consuming anion exchange and azeotropic drying steps during PET tracer synthesis. Radiofluorination takes place at room temperature and is complete within less than one minute.



Scheme 151. Synthesis of ¹⁸F-labelled aryl fluorides from Ni(II) complexes, oxidant, and aqueous ¹⁸F-fluoride

Outlook

The most significant, conceptual advances in the past decade of fluorination chemistry, broadly defined, were made in the areas of carbon–fluorine and carbon–CF₃ bond formation reactions, most prominently via organo- and transition-metal catalysis. The most challenging transformation remains the parent C–F bond formation, primarily due to the high hydration energy of fluoride, strong metal–fluorine bonds, and the highly polarized nature of bonds to fluorine.

Fluorination chemistry still lacks general predictability and practicality. For example, commonly employed electrophilic fluorinating and trifluoromethylating reagents are often not cost efficient on manufacturing scale. Even nucleophilic methods often require expensive reagents or catalysts, which reduce the practicality of modern fluorination reactions for large-scale synthesis. Despite these limitations, modern methods for fluorination chemistry have made fluorinated molecules more readily available than ever before. In particular, the modern methods start to impact research areas that

do not require large amounts of material, such as drug discovery and PET. Future research in the field should focus on the development of practical and selective fluorination reactions, with readily available starting materials and cost-efficient reagents. The ideal fluorination reaction would be predictable, general, and functional group tolerant, use fluoride, and be catalyzed by a readily available, inexpensive catalyst.

The authors thank Dr. Jean Raynaud, Anthony R. Mazzotti, Dr. Jochen R. Brandt, Dr. Ming-Yu Ngai, and Dr. Takeru Furuya for helpful discussions.

Received: ((will be filled in by the editorial staff))

Published online on ((will be filled in by the editorial staff))

- [1] a) A. Borodine, *Ann. Chem. Pharm.* **1863**, 126, 58-62; b) O. Wallach, *Justus Liebigs Ann. Chem.* **1886**, 235, 233-255; c) F. Swarts, *Bull. Acad. R. Med. Belg.* **1898**, 35, 375-420.
- [2] a) H. J. Bohm, D. Banner, S. Bendels, M. Kansy, B. Kuhn, K. Muller, U. Obst-Sander, M. Stahl, *ChemBioChem* **2004**, 5, 637-643; b) K. L. Kirk, *Curr. Top. Med. Chem.* **2006**, 6, 1445-1445; c) K. L. Kirk, *Curr. Top. Med. Chem.* **2006**, 6, 1447-1456; d) K. Muller, C. Faeh, F. Diederich, *Science* **2007**, 317, 1881-1886; e) W. K. Hagmann, *J. Med. Chem.* **2008**, 51, 4359-4369; f) D. O'Hagan, *Chem. Soc. Rev.* **2008**, 37, 308-319; g) S. Purser, P. R. Moore, S. Swallow, V. Gouverneur, *Chem. Soc. Rev.* **2008**, 37, 320-330; h) J.-P. Begue, D. Bonnet-Delpon, *J. Fluorine Chem.* **2006**, 127, 992-1012; i) F. M. D. Ismail, *J. Fluorine Chem.* **2002**, 118, 27-33; j) C. Isanbor, D. O'Hagan, *J. Fluorine Chem.* **2006**, 127, 303-319.
- [3] a) P. Jeschke, *ChemBioChem* **2004**, 5, 570-589; b) P. Maienfisch, R. G. Hall, *Chimia* **2004**, 58, 93-99.
- [4] a) F. Guittard, E. T. de Givenchy, S. Geribaldi, A. Cambon, *J. Fluorine Chem.* **1999**, 100, 85-96; b) F. Babudri, G. M. Farinola, F. Naso, R. Ragni, *Chem. Commun.* **2007**, 1003-1022; c) M. Cametti, B. Crousse, P. Metrangolo, R. Milani, G. Resnati, *Chem. Soc. Rev.* **2012**, 41, 31-42; d) R. Berger, G. Resnati, P. Metrangolo, E. Weber, J. Hulliger, *Chem. Soc. Rev.* **2011**, 40, 3496-3508; e) C. M. Kassis, J. K. Steehler, D. E. Betts, Z. B. Guan, T. J. Romack, J. M. DeSimone, R. W. Linton, *Macromolecules* **1996**, 29, 3247-3254; f) M. G. Dhara, S. Banerjee, *Prog. Polym. Sci.* **2010**, 35, 1022-1077; g) S. Schloegl, R. Kramer, D. Lenko, H. Schroettner, R. Schaller, A. Holzner, W. Kern, *Eur. Polym. J.* **2011**, 47, 2321-2330; h) D. Anton, *Adv. Mater.* **1998**, 10, 1197-1205; i) H. Saito, E. Nakagawa, T. Matsushita, F. Takeshita, Y. Kubo, S. Matsui, K. Miyazawa, Y. Goto, *leice Transactions on Electronics* **1996**, E79C, 1027-1034; j) P. Kirsch, A. Hahn, *Eur. J. Org. Chem.* **2005**, 3095-3100; k) Y. Li, *Acc. Chem. Res.* **2012**, 45, 723-733.
- [5] a) M. E. Phelps, *Proc. Natl. Acad. Sci. USA* **2000**, 97, 9226-9233; b) R. Bolton, *J. Labelled Compd. Radiopharm.* **2002**, 45, 485-528; c) S. M. Ametamey, M. Honer, P. A. Schubiger, *Chem. Rev.* **2008**, 108, 1501-1516; d) L. Cai, S. Lu, V. W. Pike, *Eur. J. Org. Chem.* **2008**, 2853-2873; e) P. W. Miller, N. J. Long, R. Vilar, A. D. Gee, *Angew. Chem. Int. Ed.* **2008**, 47, 8998-9033; f) R. Littich, P. J. H. Scott, *Angew. Chem. Int. Ed.* **2012**, 51, 1106-1109.
- [6] J. Emsley, *Chem. Soc. Rev.* **1980**, 9, 91-124.
- [7] a) F. C. Kupper, N. Schweigert, E. A. Gall, J. M. Legendre, H. Vilter, B. Kloareg, *Planta* **1998**, 207, 163-171; b) C. Slebodnick, B. J. Hamstra, V. L. Pecoraro in *Metal Sites in Proteins and Models: Phosphatases, Lewis Acids and Vanadium*, Vol. 89 (Eds.: H. A. O. Hill, P. J. Sadler, A. J. Thomson), **1997**, p. 51-108; c) A. S. Eustaquio, F. Pojer, J. P. Noe, B. S. Moore, *Nature Chemical Biology* **2008**, 4, 69-74.
- [8] G. W. Gribble, *Acc. Chem. Res.* **1998**, 31, 141-152.
- [9] D. B. Harper, D. O'Hagan, *Natural Product Reports* **1994**, 11, 123-133.
- [10] a) M. Sanada, T. Miyano, S. Iwadare, J. M. Williamson, B. H. Arison, J. L. Smith, A. W. Douglas, J. M. Liesch, E. Inamine, *J. Antibiot.* **1986**, 39, 259-265; b) K. A. Reid, J. T. G. Hamilton, R. D. Bowden, D. O'Hagan, L. Dasaradhi, M. R. Amin, D. B. Harper, *Microbiology-UK* **1995**, 141, 1385-1393; c) C. Schaffrath, S. L. Cobb, D. O'Hagan, *Angew. Chem. Int. Ed.* **2002**, 41, 3913-3915; d) C. D. Murphy, C. Schaffrath, D. O'Hagan, *Chemosphere* **2003**, 52, 455-461; e) C. J. Dong, F. L. Huang, H. Deng, C. Schaffrath, J. B. Spencer, D. O'Hagan, J. H. Naismith, *Nature* **2004**, 427, 561-565.
- [11] R. E. Banks, S. N. Mohialdinkhaffaf, G. S. Lal, I. Sharif, R. G. Syvret, *J. Chem. Soc., Chem. Commun.* **1992**, 595-596.
- [12] a) W. J. Middleton, *J. Org. Chem.* **1975**, 40, 574-578; b) W. J. Middleton, E. M. Bingham, *Org. Synth.* **1988**, 50, 440-441.
- [13] a) M. R. C. Gerstenberger, A. Haas, *Angew. Chem. Int. Ed.* **1981**, 20, 647-667; b) J. T. Welch, *Tetrahedron* **1987**, 43, 3123-3197; c) M. A. McClinton, D. A. McClinton, *Tetrahedron* **1992**, 48, 6555-6666; d) J. A. Wilkinson, *Chem. Rev.* **1992**, 92, 505-519; e) M. A. Tius, *Tetrahedron* **1995**, 51, 6605-6634; f) W. R. Dolbier, *Chem. Rev.* **1996**, 96, 1557-1584; g) D. L. S. Brahms, W. P. Dailey, *Chem. Rev.* **1996**, 96, 1585-1632; h) D. J. Burton, Z. Y. Yang, W. M. Qiu, *Chem. Rev.* **1996**, 96, 1641-1715; i) T. Umemoto, *Chem. Rev.* **1996**, 96, 1757-1777; j) J. A. Ma, D. Cahard, *Chem. Rev.* **2004**, 104, 6119-6146; k) J.-A. Ma, D. Cahard, *Chem. Rev.* **2008**, 108, PR1-43; l) R. P. Singh, J. M. Shreeve, *Acc. Chem. Res.* **2004**, 37, 31-44.
- [14] Z. Jin, G. B. Hammond, B. Xu, *Aldrichimica Acta* **2012**, 43, 67-83.
- [15] B. E. Smart, *J. Fluorine Chem.* **2001**, 109, 3-11.
- [16] a) M. B. van Niel, I. Collins, M. S. Beer, H. B. Broughton, S. K. F. Cheng, S. C. Goodacre, A. Heald, K. L. Locker, A. M. MacLeod, D. Morrison, C. R. Moyes, D. O'Connor, A. Pike, M. Rowley, M. G. N. Russell, B. Sohal, J. A. Stanton, S. Thomas, H. Verrier, A. P. Watt, J. L. Castro, *J. Med. Chem.* **1999**, 42, 2087-2104; b) M. Morgenthaler, E. Schweizer, A. Hoffmann-Roeder, F. Benini, R. E. Martin, G. Jaeschke, B. Wagner, H. Fischer, S. Bendels, D. Zimmerli, J. Schneider, F. Diederich, M. Kansy, K. Mueller, *ChemMedChem* **2007**, 2, 1100-1115.
- [17] a) A. Leo, C. Hansch, D. Elkins, *Chem. Rev.* **1971**, 71, 525-616; b) C. Hansch, A. Leo, S. H. Unger, K. H. Kim, Nikaian, D. E. J. Lien, *J. Med. Chem.* **1973**, 16, 1207-1216; c) C. Hansch, S. D. Rockwell, P. Y. C. Jow, A. Leo, E. E. Steller, *J. Med. Chem.* **1977**, 20, 304-306; d) C. Hansch, A. Leo, R. W. Taft, *Chem. Rev.* **1991**, 91, 165-195.
- [18] A. Bondi, *J. Phys. Chem.* **1964**, 68, 441-451.
- [19] D. Peters, *J. Chem. Phys.* **1963**, 38, 561-563.
- [20] a) R. J. Abraham, T. A. D. Smith, W. A. Thomas, *J. Chem. Soc., Perkin Trans. 2* **1996**, 1949-1955; b) F. Lahmani, A. Zehnacker, G. Denisov, G. G. Furin, *J. Phys. Chem.* **1996**, 100, 8633-8639; c) T. A. Evans, K. R. Seddon, *Chem. Commun.* **1997**, 2023-2024; d) M. Pham, M. Gdaniec, T. Polonski, *J. Org. Chem.* **1998**, 63, 3731-3734; e) H. J. Schneider, *Chem. Sci.* **2012**, 3, 1381-1394; f) J. D. Dunitz, *ChemBioChem* **2004**, 5, 614-621.
- [21] A. Berkessel, J. A. Adrio, D. Huettenhain, J. M. Neudorfl, *J. Am. Chem. Soc.* **2006**, 128, 8421-8426.
- [22] a) J. A. Olsen, D. W. Banner, P. Seiler, U. O. Sander, A. D'Arcy, M. Stihle, K. Muller, F. Diederich, *Angew. Chem. Int. Ed.* **2003**, 42, 2507-2511; b) F. Hof, D. M. Scofield, W. B. Schweizer, F. Diederich, *Angew. Chem. Int. Ed.* **2004**, 43, 5056-5059; c) J. Olsen, P. Seiler, B. Wagner, H. Fischer, T. Tschopp, U. Obst-Sander, D. W. Banner, M. Kansy, K. Muller, F. Diederich, *Org. Biomol. Chem.* **2004**, 2, 1339-1352; d) J. A. Olsen, D. W. Banner, P. Seiler, B. Wagner, T. Tschopp, U. Obst-Sander, M. Kansy, K. Muller, F. Diederich, *ChemBioChem* **2004**, 5, 666-675; e) R. Paulini, K. Muller, F. Diederich, *Angew. Chem. Int. Ed.* **2005**, 44, 1788-1805.
- [23] a) A. Hoffmann-Roeder, E. Schweizer, J. Egger, P. Seiler, U. Obst-Sander, B. Wagner, M. Kansy, D. W. Banner, F. Diederich, *ChemMedChem* **2006**, 1, 1205-1215; b) J. C. Biffinger, H. W. Kim, S. G. DiMagno, *ChemBioChem* **2004**, 5, 622-627; c) C. Y. Kim, P. P. Chandra, A. Jain, D. W. Christianson, *J. Am. Chem. Soc.* **2001**, 123, 9620-9627.
- [24] a) K. H. Piepenbrink, O. Y. Borbulevych, R. F. Sommese, J. Clemens, K. M. Armstrong, C. Desmond, P. Do, B. M. Baker, *Biochem. J.* **2009**, 423, 353-361; b) T. R. Burke, B. Ye, X. J. Yan, S. M. Wang, Z. C. Jia, L. Chen, Z. Y. Zhang, D. Barford, *Biochemistry* **1996**, 35, 15989-15996; c) A. DerHovanessian, J. B. Doyon, A. Jain, P. R. Rablen, A. M. Sapse, *Org. Lett.* **1999**, 1, 1359-1362; d) J. B. Doyon, A. Jain, *Org. Lett.* **1999**, 1, 183-185; e) C. Y. Kim, J. S. Chang, J. B. Doyon, T. T. Baird, C. A. Fierke, A. Jain, D. W. Christianson, *J. Am. Chem. Soc.* **2000**, 122, 12125-

- 12134; f) F. Abbate, A. Casini, A. Scozzafava, C. T. Supuran, *J. Enzyme Inhib. Med. Chem.* **2003**, *18*, 303-308; g) Y. L. Chou, D. D. Davey, K. A. Eagen, B. D. Griedel, R. Karanjawala, G. B. Phillips, K. L. Sacchi, K. J. Shaw, S. C. Wu, D. Lentz, A. M. Liang, L. Trinh, M. M. Morrissey, M. J. Kochanny, *Bioorg. Med. Chem. Lett.* **2003**, *13*, 507-511; h) H. Koga, A. Itoh, S. Murayama, S. Suzue, T. Irikura, *J. Med. Chem.* **1980**, *23*, 1358-1363; i) C. C. Kotoris, M. J. Chen, S. D. Taylor, *Bioorg. Med. Chem. Lett.* **1998**, *8*, 3275-3280; j) J. M. Domagala, L. D. Hanna, C. L. Heifetz, M. P. Hutt, T. F. Mich, J. P. Sanchez, M. Solomon, *J. Med. Chem.* **1986**, *29*, 394-404; k) J. M. Domagala, C. L. Heifetz, T. F. Mich, J. B. Nichols, *J. Med. Chem.* **1986**, *29*, 445-448; l) G. L. Grunewald, M. R. Seim, J. Lu, M. Makboul, K. R. Criscione, *J. Med. Chem.* **2006**, *49*, 2939-2952; m) B. D. Roth, D. F. Ortwine, M. L. Hoeffle, C. D. Stratton, D. R. Sliksovic, M. W. Wilson, R. S. Newton, *J. Med. Chem.* **1990**, *33*, 21-31; n) E. A. Meyer, R. K. Castellano, F. Diederich, *Angew. Chem. Int. Ed.* **2003**, *42*, 1210-1250; o) E. Schweizer, A. Hoffmann-Roder, K. Scharer, J. A. Olsen, C. Fah, P. Seiler, U. Obst-Sander, B. Wagner, M. Kansy, F. Diederich, *ChemMedChem* **2006**, *1*, 611-621.
- [25] S. G. DiMagno, H. Sun, *Curr. Top. Med. Chem.* **2006**, *6*, 1473-1482.
- [26] a) S. Kaufman, *Biochim. Biophys. Acta* **1961**, *51*, 619-621; b) G. Guroff, J. W. Daly, D. M. Jerina, J. Renson, B. Witkop, Udenfrie, *Science* **1967**, *157*, 1524-1530.
- [27] a) W. E. Barnette, *Crit. Rev. Biochem.* **1984**, *15*, 201-235; b) T. D. Penning, J. J. Talley, S. R. Bertenshaw, J. S. Carter, P. W. Collins, S. Docter, M. J. Graneto, L. F. Lee, J. W. Malecha, J. M. Miyashiro, R. S. Rogers, D. J. Rogier, S. S. Yu, G. D. Anderson, E. G. Burton, J. N. Cogburn, S. A. Gregory, C. M. Koboldt, W. E. Perkins, K. Seibert, A. W. Veenhuizen, Y. Y. Zhang, P. C. Isakson, *J. Med. Chem.* **1997**, *40*, 1347-1365; c) M. VanHeek, C. F. France, D. S. Compton, R. L. McLeod, N. P. Yumibe, K. B. Alton, E. J. Sybertz, H. R. Davis, *J. Pharmacol. Exp. Ther.* **1997**, *283*, 157-163; d) J. W. Clader, *J. Med. Chem.* **2004**, *47*, 1-9.
- [28] G. Villalba, R. U. Ayres, H. Schroder, *Journal of Industrial Ecology* **2007**, *11*, 85-101.
- [29] a) D. H. R. Barton, A. K. Ganguly, R. H. Hesse, S. N. Loo, M. M. Pechet, *Chem. Commun.* **1968**, 806-808; b) W. A. Sheppard, *Tetrahedron Lett.* **1969**, *10*, 83-84; c) D. H. R. Barton, N. D. Westcott, H. T. Toh, G. Tarzia, R. H. Hesse, M. M. Pechet, *J. Chem. Soc., Chem. Commun.* **1972**, 122-123; d) J. Airey, D. H. R. Barton, A. K. Ganguly, R. H. Hesse, M. M. Pechet, *An. Quim.* **1974**, *70*, 871-875.
- [30] E. Differding, H. Ofner, *Synlett* **1991**, 187-189.
- [31] a) W. E. Barnette, *J. Am. Chem. Soc.* **1984**, *106*, 452-454; b) E. Differding, R. W. Lang, *Tetrahedron Lett.* **1988**, *29*, 6087-6090; c) E. Differding, R. W. Lang, *Helv. Chim. Acta* **1989**, *72*, 1248-1252; d) F. A. Davis, W. Han, *Tetrahedron Lett.* **1991**, *32*, 1631-1634; e) G. Resnati, D. D. Desmarteau, *J. Org. Chem.* **1991**, *56*, 4925-4929; f) F. A. Davis, P. Zhou, C. K. Murphy, *Tetrahedron Lett.* **1993**, *34*, 3971-3974.
- [32] a) T. Umemoto, K. Kawada, K. Tomita, *Tetrahedron Lett.* **1986**, *27*, 4465-4468; b) T. Umemoto, K. Tomita, *Tetrahedron Lett.* **1986**, *27*, 3271-3274; c) K. Tomita, K. Kawada, T. Umemoto, *J. Fluorine Chem.* **1987**, *35*, 52-52; d) T. Umemoto, K. Tomita, *J. Fluorine Chem.* **1987**, *35*, 14-14; e) T. Umemoto, G. Tomizawa, *Tetrahedron Lett.* **1987**, *28*, 2705-2708; f) T. Umemoto, S. Fukami, G. Tomizawa, K. Harasawa, K. Kawada, K. Tomita, *J. Am. Chem. Soc.* **1990**, *112*, 8563-8575; g) T. Umemoto, K. Harasawa, G. Tomizawa, K. Kawada, K. Tomita, *Bull. Chem. Soc. Jpn.* **1991**, *64*, 1081-1092; h) T. Umemoto, G. Tomizawa, *J. Org. Chem.* **1995**, *60*, 6563-6570; i) T. Umemoto, M. Nagayoshi, K. Adachi, G. Tomizawa, *J. Org. Chem.* **1998**, *63*, 3379-3385.
- [33] a) P. T. Nyffeler, S. G. Duron, M. D. Burkart, S. P. Vincent, C. H. Wong, *Angew. Chem. Int. Ed.* **2005**, *44*, 192-212; b) G. S. Lal, G. P. Pez, R. G. Syvret, *Chem. Rev.* **1996**, *96*, 1737-1755.
- [34] a) M. J. Adam, B. D. Pate, T. J. Ruth, J. M. Berry, L. D. Hall, *J. Chem. Soc., Chem. Commun.* **1981**, 733-733; b) M. J. Adam, J. M. Berry, L. D. Hall, B. D. Pate, T. J. Ruth, *Can. J. Chem.* **1983**, *61*, 658-660; c) M. J. Adam, T. J. Ruth, S. Jivan, B. D. Pate, *J. Fluorine Chem.* **1984**, *25*, 329-337; d) M. R. Bryce, R. D. Chambers, S. T. Mullins, A. Parkin, *J. Fluorine Chem.* **1984**, *26*, 533-534; e) M. R. Bryce, R. D. Chambers, S. T. Mullins, A. Parkin, *J. Chem. Soc., Chem. Commun.* **1986**, 1623-1624; f) H. H. Coenen, S. M. Moerlein, *J. Fluorine Chem.* **1987**, *36*, 63-75; g) H. F. Hodson, D. J. Madge, D. A. Widdowson, *Synlett* **1992**, 831-832; h) D. P. Matthews, S. C. Miller, E. T. Jarvi, J. S. Sabol, J. R. McCarthy, *Tetrahedron Lett.* **1993**, *34*, 3057-3060; i) M. A. Tius, J. K. Kawakami, *Synth. Commun.* **1992**, *22*, 1461-1471.
- [35] a) G. W. M. Visser, B. W. Vonhalteren, J. D. M. Herscheid, G. A. Brinkman, A. Hoekstra, *J. Chem. Soc., Chem. Commun.* **1984**, 655-656; b) G. W. M. Visser, C. N. M. Bakker, B. W. Vonhalteren, J. D. M. Herscheid, G. A. Brinkman, A. Hoekstra, *J. Org. Chem.* **1986**, *51*, 1886-1889; c) K. P. Butin, Y. M. Kiselev, T. V. Magdesieva, O. A. Reutov, *J. Organomet. Chem.* **1982**, *235*, 127-133.
- [36] a) G. V. De Meio, J. T. Pinhey, *J. Chem. Soc., Chem. Commun.* **1990**, 1065-1066; b) G. V. De Meio, J. Morgan, J. T. Pinhey, *Tetrahedron* **1993**, *49*, 8129-8138.
- [37] a) A. P. Lothian, C. A. Ramsden, *Synlett* **1993**, 753-755; b) M. Tredwell, V. Gouverneur, *Org. Biomol. Chem.* **2006**, *4*, 26-32; c) P. Diraddo, M. Diksic, D. Jolly, *J. Chem. Soc., Chem. Commun.* **1984**, 159-160; d) M. Speranza, C. Y. Shiue, A. P. Wolf, D. S. Wilbur, G. Angelini, *J. Fluorine Chem.* **1985**, *30*, 97-107; e) P. L. Coe, A. M. Stuart, D. J. Moody, *J. Fluorine Chem.* **1998**, *92*, 27-32; f) A. M. Stuart, P. L. Coe, D. J. Moody, *J. Fluorine Chem.* **1998**, *88*, 179-184.
- [38] a) L. J. Diorazio, D. A. Widdowson, J. M. Clough, *Tetrahedron* **1992**, *48*, 8073-8088; b) C. Cazorla, E. Metay, B. Andrioletti, M. Lemaire, *Tetrahedron Lett.* **2009**, *50*, 3936-3938; c) V. V. Grushin, M. M. Kantor, T. P. Tolstaya, T. M. Shcherbina, *Bull. Acad. Sci. USSR, Div. Chem. Sci.* **1984**, *33*, 2130-2135.
- [39] a) J. DeYoung, H. Kawa, R. J. Lagow, *J. Chem. Soc., Chem. Commun.* **1992**, 811-812; b) V. Snieckus, F. Beaulieu, K. Mohri, W. Han, C. K. Murphy, F. A. Davis, *Tetrahedron Lett.* **1994**, *35*, 3465-3468; c) D. W. Slocum, P. Shelton, K. M. Moran, *Synthesis* **2005**, 3477-3498.
- [40] a) P. Anbarasan, H. Neumann, M. Beller, *Angew. Chem. Int. Ed.* **2010**, *49*, 2219-2222; b) S. Yamada, A. Gavryushin, P. Knochel, *Angew. Chem. Int. Ed.* **2010**, *49*, 2215-2218; c) P. Anbarasan, H. Neumann, M. Beller, *Chem. Asian J.* **2010**, *5*, 1775-1778.
- [41] T. Tian, W.-H. Zhong, S. Meng, X.-B. Meng, Z.-J. Li, *J. Org. Chem.* **2012**.
- [42] a) L. V. Desai, K. J. Stowers, M. S. Sanford, *J. Am. Chem. Soc.* **2008**, *130*, 13285-13293; b) K. J. Stowers, M. S. Sanford, *Org. Lett.* **2009**, *11*, 4584-4587.
- [43] a) D. C. Powers, D. Y. Xiao, M. A. L. Geibel, T. Ritter, *J. Am. Chem. Soc.* **2010**, *132*, 14530-14536; b) D. C. Powers, T. Ritter, *Nature Chemistry* **2009**, *1*, 302-309.
- [44] T. Furuya, H. M. Kaiser, T. Ritter, *Angew. Chem. Int. Ed.* **2008**, *47*, 5993-5996.
- [45] a) T. Furuya, T. Ritter, *J. Am. Chem. Soc.* **2008**, *130*, 10060-10061; b) T. Furuya, D. Benitez, E. Tkatchouk, A. E. Strom, P. Tang, W. A. Goddard, III, T. Ritter, *J. Am. Chem. Soc.* **2010**, *132*, 3793-3807.
- [46] a) M. A. Tius, J. K. Kawakami, *Synlett* **1993**, 1993, 207-208; b) M. A. Tius, J. K. Kawakami, *Tetrahedron* **1995**, *51*, 3997-4010.
- [47] T. Furuya, A. E. Strom, T. Ritter, *J. Am. Chem. Soc.* **2009**, *131*, 1662-1663.
- [48] T. Furuya, T. Ritter, *Org. Lett.* **2009**, *11*, 2860-2863.
- [49] P. Tang, T. Ritter, *Tetrahedron* **2011**, *67*, 4449-4454.
- [50] P. Tang, T. Furuya, T. Ritter, *J. Am. Chem. Soc.* **2010**, *132*, 12150-12154.
- [51] a) A. D. Dilman, P. A. Belyakov, M. I. Struchkova, D. E. Arkhipov, A. A. Korlyukov, V. A. Tartakovsky, *J. Org. Chem.* **2010**, *75*, 5367-5370; b) T. Wu, G. Yin, G. Liu, *J. Am. Chem. Soc.* **2009**, *131*, 16354-16355; c) S. Qiu, T. Xu, J. Zhou, Y. Guo, G. Liu, *J. Am. Chem. Soc.* **2010**, *132*, 2856-2857; d) T. Xu, X. Mu, H. Peng, G. Liu, *Angew. Chem. Int. Ed.* **2011**, *50*, 8176-8179.
- [52] a) H. Peng, G. Liu, *Org. Lett.* **2011**, *13*, 772-775; b) T. Xu, G. Liu, *Org. Lett.* **2012**, *14*, 5416-5419.
- [53] N. Shibata, T. Ishimaru, S. Nakamura, T. Toru, *J. Fluorine Chem.* **2007**, *128*, 469-483.
- [54] a) S. T. Purrington, N. V. Lazaridis, C. L. Bumgardner, *Tetrahedron Lett.* **1986**, *27*, 2715-2716; b) R. D. Chambers, J. Hutchinson, *J. Fluorine Chem.* **1998**, *89*, 229-232.
- [55] a) W. J. Middleton, E. M. Bingham, *J. Am. Chem. Soc.* **1980**, *102*, 4845-4846; b) W. J. Middleton, E. M. Bingham, *J. Am. Chem. Soc.* **1980**, *102*, 4845-4846.
- [56] a) H. Gershon, S. G. Schulman, A. D. Spevack, *J. Med. Chem.* **1967**, *10*, 536-541; b) B. L. Shapiro, M. M. Chrysam, *J. Org. Chem.* **1973**, *38*, 880-893; c) C. E. Inman, R. E. Oesterling, E. A. Tyczkowski, *J. Am. Chem. Soc.* **1958**, *80*, 6533-6535.
- [57] S. Stavber, M. Zupan, *J. Chem. Soc., Chem. Commun.* **1981**, 795-796.

- [58] B. Zajc, M. Zupan, *J. Org. Chem.* **1982**, *47*, 573-575.
- [59] a) G. S. Lal, *J. Org. Chem.* **1993**, *58*, 2791-2796; b) F. A. Davis, W. Han, C. K. Murphy, *J. Org. Chem.* **1995**, *60*, 4730-4737.
- [60] D. Cahard, C. Audouard, J. C. Plaquevent, N. Roques, *Org. Lett.* **2000**, *2*, 3699-3701.
- [61] a) L. Hintermann, A. Togni, *Angew. Chem. Int. Ed.* **2000**, *39*, 4359-4362; b) L. Hintermann, M. Perseghini, A. Togni, *Beil. J. Org. Chem.* **2011**, *7*, 1421-1435; c) S. Piana, I. Devillers, A. Togni, U. Rothlisberger, *Angew. Chem. Int. Ed.* **2002**, *41*, 979-982; d) R. Frantz, L. Hintermann, M. Perseghini, D. Broggini, A. Togni, *Org. Lett.* **2003**, *5*, 1709-1712; e) A. Bertogg, L. Hintermann, D. P. Huber, M. Perseghini, M. Sanna, A. Togni, *Helv. Chim. Acta* **2012**, *95*, 353-403.
- [62] J. A. Ma, D. Cahard, *Tetrahedron: Asymmetry* **2004**, *15*, 1007-1011.
- [63] N. Shibata, J. Kohno, K. Takai, T. Ishimaru, S. Nakamura, T. Toru, S. Kanemasa, *Angew. Chem. Int. Ed.* **2005**, *44*, 4204-4207.
- [64] a) M. Althaus, C. Becker, A. Togni, A. Mezzetti, *Organometallics* **2007**, *26*, 5902-5911; b) M. Althaus, A. Togni, A. Mezzetti, *J. Fluorine Chem.* **2009**, *130*, 702-707.
- [65] S. Suzuki, H. Furuno, Y. Yokoyama, J. Inanaga, *Tetrahedron: Asymmetry* **2006**, *17*, 504-507.
- [66] D. S. Reddy, N. Shibata, J. Nagai, S. Nakamura, T. Toru, S. Kanemasa, *Angew. Chem. Int. Ed.* **2008**, *47*, 164-168.
- [67] S. Suzuki, Y. Kitamura, S. Lectard, Y. Hamashima, M. Sodeoka, *Angew. Chem. Int. Ed.* **2012**, *51*, 4581-4585.
- [68] a) Y. Hamashima, K. Yagi, H. Takano, L. Tamas, M. Sodeoka, *J. Am. Chem. Soc.* **2002**, *124*, 14530-14531; b) Y. Hamashima, H. Takano, D. Hotta, M. Sodeoka, *Org. Lett.* **2003**, *5*, 3225-3228.
- [69] a) Y. Hamashima, T. Suzuki, Y. Shimura, T. Shimizu, N. Umabayashi, T. Tamura, N. Sasamoto, M. Sodeoka, *Tetrahedron Lett.* **2005**, *46*, 1447-1450; b) Y. Hamashima, T. Suzuki, H. Takano, Y. Shimura, Y. Tsuchiya, K.-i. Moriya, T. Goto, M. Sodeoka, *Tetrahedron* **2006**, *62*, 7168-7179.
- [70] Y. Hamashima, T. Suzuki, H. Takano, Y. Shimura, M. Sodeoka, *J. Am. Chem. Soc.* **2005**, *127*, 10164-10165.
- [71] T. Suzuki, T. Goto, Y. Hamashima, M. Sodeoka, *J. Org. Chem.* **2007**, *72*, 246-250.
- [72] N. Shibata, E. Suzuki, Y. Takeuchi, *J. Am. Chem. Soc.* **2000**, *122*, 10728-10729.
- [73] N. Shibata, E. Suzuki, T. Asahi, M. Shiro, *J. Am. Chem. Soc.* **2001**, *123*, 7001-7009.
- [74] N. Shibata, T. Ishimaru, E. Suzuki, K. L. Kirk, *J. Org. Chem.* **2003**, *68*, 2494-2497.
- [75] J. Li, Y. Cai, W. Chen, X. Liu, L. Lin, X. Feng, *J. Org. Chem.* **2012**, *77*, 9148-9155.
- [76] J. Xu, Y. Hu, D. Huang, K.-H. Wang, C. Xu, T. Niu, *Adv. Synth. Catal.* **2012**, *354*, 515-526.
- [77] D. Enders, M. R. M. Huttill, *Synlett* **2005**, 991-993.
- [78] T. D. Beeson, D. W. C. MacMillan, *J. Am. Chem. Soc.* **2005**, *127*, 8826-8828.
- [79] M. Marigo, D. I. Fielenbach, A. Braunton, A. Kjoersgaard, K. A. Jorgensen, *Angew. Chem. Int. Ed.* **2005**, *44*, 3703-3706.
- [80] D. D. Steiner, N. Mase, C. F. Barbas, *Angew. Chem. Int. Ed.* **2005**, *44*, 3706-3710.
- [81] P. Kwiatkowski, T. D. Beeson, J. C. Conrad, D. W. C. MacMillan, *J. Am. Chem. Soc.* **2011**, *133*, 1738-1741.
- [82] M. L. Schulte, C. W. Lindsley, *Org. Lett.* **2011**, *13*, 5684-5687.
- [83] J. Erb, D. H. Paull, T. Dudding, L. Belding, T. Lectka, *J. Am. Chem. Soc.* **2011**, *133*, 7536-7546.
- [84] a) A. W. Herriott, D. Picker, *J. Am. Chem. Soc.* **1975**, *97*, 2345-2349; b) M. Makosza, *Pure Appl. Chem.* **2000**, *72*, 1399-1403; c) T. Hashimoto, K. Maruoka, *Chem. Rev.* **2007**, *107*, 5656-5682.
- [85] D. Y. Kim, E. J. Park, *Org. Lett.* **2002**, *4*, 545-547.
- [86] H. Jiang, A. Falcicchio, K. L. Jensen, M. W. Paixao, S. Bertelsen, K. A. Jorgensen, *J. Am. Chem. Soc.* **2009**, *131*, 7153-7157.
- [87] M. Yamanaka, M. Arisawa, A. Nishida, M. Nakagawa, *Tetrahedron Lett.* **2002**, *43*, 2403.
- [88] a) L. Carroll, M. C. Pacheco, L. Garcia, V. Gouverneur, *Chem. Commun.* **2006**, 4113; b) G. Giuffredi, C. Bobbio, V. Gouverneur, *J. Org. Chem.* **2006**, *71*, 5361; c) Y. H. Lam, C. Bobbio, I. R. Cooper, V. Gouverneur, *Angew. Chem. Int. Ed.* **2007**, *46*, 5106; d) Y. h. Lam, M. N. Hopkinson, S. J. Stanway, V. Gouverneur, *Synlett* **2007**, 3022; e) S. Purser, B. Odell, T. D. W. Claridge, P. R. Moore, V. Gouverneur, *Chem. Eur. J.* **2006**, *12*, 9176; f) S. Purser, C. Wilson, P. R. Moore, V. Gouverneur, *Synlett* **2007**, 1166; g) H. Teare, F. Huguet, M. Tredwell, S. Thibaudeau, S. Luthra, V. Gouverneur, *ARKIVOC* **2007**, *10*, 232; h) H. Teare, E. G. Robins, E. Årstad, S. K. Luthra, V. Gouverneur, *Chem. Commun.* **2007**, 2330; i) M. Tredwell, V. Gouverneur, *Org. Biomol. Chem.* **2006**, *4*, 26; j) M. Tredwell, K. Tenza, M. C. Pacheco, V. Gouverneur, *Org. Lett.* **2005**, *7*, 4495.
- [89] S. Thibaudeau, V. Gouverneur, *Org. Lett.* **2003**, *5*, 4891-4893.
- [90] B. Greedy, J. M. Paris, T. Vidal, V. Gouverneur, *Angew. Chem. Int. Ed.* **2003**, *42*, 3291-3294.
- [91] a) N. P. Mankad, F. D. Toste, *Chem. Sci.* **2012**, *3*, 72-76; b) K. L. Hull, W. Q. Anani, M. S. Sanford, *J. Am. Chem. Soc.* **2006**, *128*, 7134-7135; c) J. M. Racowski, J. B. Gary, M. S. Sanford, *Angew. Chem. Int. Ed.* **2012**, *51*, 3414-3417.
- [92] O. Lozano, G. Blessley, T. M. del Campo, A. L. Thompson, G. T. Giuffredi, M. Bettati, M. Walker, R. Borman, V. Gouverneur, *Angew. Chem. Int. Ed.* **2011**, *50*, 8105-8109.
- [93] V. Rauniyar, A. D. Lackner, G. L. Hamilton, F. D. Toste, *Science* **2011**, *334*, 1681-1684.
- [94] R. J. Phipps, K. Hiramatsu, F. D. Toste, *J. Am. Chem. Soc.* **2012**, *134*, 8376-8379.
- [95] T. Honjo, R. J. Phipps, V. Rauniyar, F. D. Toste, *Angew. Chem. Int. Ed.* **2012**, *51*, 9684-9688.
- [96] a) W. Liu, X. Huang, M.-J. Cheng, R. J. Nielsen, W. A. Goddard, 3rd, J. T. Groves, *Science* **2012**, *337*, 1322-1325; b) K. B. McMurtrey, J. M. Racowski, M. S. Sanford, *Org. Lett.* **2012**, *14*, 4094-4097.
- [97] C. P. Andrieux, E. Differding, M. Robert, J. M. Saveant, *J. Am. Chem. Soc.* **1993**, *115*, 6592-6599.
- [98] M. Rueda-Becerril, C. Chatalova Sazepin, J. C. T. Leung, T. Okbinoglu, P. Kennepohl, J.-F. Paquin, G. M. Sammis, *J. Am. Chem. Soc.* **2012**, *134*, 4026-4029.
- [99] T. B. Patrick, K. K. Johri, D. H. White, *J. Org. Chem.* **1983**, *48*, 4158-4159.
- [100] F. Yin, Z. Wang, Z. Li, C. Li, *J. Am. Chem. Soc.* **2012**, 10401-10404.
- [101] J. C. T. Leung, C. Chatalova-Sazepin, J. G. West, M. Rueda-Becerril, J.-F. Paquin, G. M. Sammis, *Angew. Chem. Int. Ed.* **2012**, *51*, 10804-10807.
- [102] C. B. McPake, G. Sandford, *Org. Process Res. Dev.* **2012**, *16*, 844-851.
- [103] a) C. L. Liotta, H. P. Harris, *J. Am. Chem. Soc.* **1974**, *96*, 2250-2252; b) J. H. Clark, *Chem. Rev.* **1980**, *80*, 429-452.
- [104] D. W. Kim, C. E. Song, D. Y. Chi, *J. Am. Chem. Soc.* **2002**, *124*, 10278-10279.
- [105] a) D. W. Kim, D.-S. Ahn, Y.-H. Oh, S. Lee, H. S. Kil, S. J. Oh, S. J. Lee, J. S. Kim, J. S. Ryu, D. H. Moon, D. Y. Chi, *J. Am. Chem. Soc.* **2006**, *128*, 16394-16397; b) D. W. Kim, H.-J. Jeong, S. T. Litn, M.-H. Sohn, J. A. Katzenellenbogen, D. Y. Chi, *J. Org. Chem.* **2008**, *73*, 957-962.
- [106] H. R. Sun, S. G. DiMagno, *J. Am. Chem. Soc.* **2005**, *127*, 2050-2051.
- [107] a) W. A. Sheppard, *J. Am. Chem. Soc.* **1960**, *82*, 4751-4752; b) W. A. Sheppard, *J. Am. Chem. Soc.* **1962**, *84*, 3058-3063; c) L. N. Markovskij, V. E. Pashinnik, A. V. Kirsanov, *Synthesis* **1973**, 787-789; d) K. C. Mange, W. J. Middleton, *J. Fluorine Chem.* **1989**, *43*, 405-413; e) P. A. Messina, K. C. Mange, W. J. Middleton, *J. Fluorine Chem.* **1989**, *42*, 137-143; f) G. S. Lal, G. P. Pez, R. J. Pesaresi, F. M. Prozonc, *Chem. Commun.* **1999**, 215-216; g) X. Bi, *Synlett* **2006**, 2515-2516; h) T. Umamoto, R. P. Singh, Y. Xu, N. Saito, *J. Am. Chem. Soc.* **2010**, *132*, 18199-18205.
- [108] a) H. Hayashi, H. Sonoda, K. Fukumura, T. Nagata, *Chem. Commun.* **2002**, 1618-1619; b) P. Tang, W. Wang, T. Ritter, *J. Am. Chem. Soc.* **2011**, *133*, 11482-11484.
- [109] a) G. A. Olah, J. T. Welch, Y. D. Vankar, M. Nojima, I. Kerekes, J. A. Olah, *J. Org. Chem.* **1979**, *44*, 3872-3881; b) G. A. Olah, X. Y. Li, Q. Wang, G. K. S. Prakash, *Synthesis* **1993**, 693-699; c) C. York, G. K. S. Prakash, G. A. Olah, *Tetrahedron* **1996**, *52*, 9-14; d) I. Bucsi, B. Torok, A. I. Marco, G. Rasul, G. K. S. Prakash, G. A. Olah, *J. Am. Chem. Soc.* **2002**, *124*, 7728-7736; e) G. Haufe, *J. Prakt. Chem.* **1996**, *338*, 99-113; f) T. Yoshiyama, T. Fuchigami, *Chem. Lett.* **1992**, 1995-1998; g) T. Fuchigami, T. Fujita, *J. Org. Chem.* **1994**, *59*, 7190-7192.
- [110] T. Sawamura, K. Takahashi, S. Inagi, T. Fuchigami, *Angew. Chem. Int. Ed.* **2012**, *51*, 4413-4416.
- [111] J. Meisenheimer, *Justus Liebigs Ann. Chem.* **1902**, 323, 205-246.
- [112] B. Langlois, L. Gilbert, G. Forat in *Industrial Chemistry Library, Vol. Volume 8* (Eds.: D. Jean-Roger, R. Serge), Elsevier, **1996**, p. 244-292.

- [113] G. Balz, G. Schiemann, *Ber. Dtsch. Chem. Ges.* **1927**, *60*, 1186-1190.
- [114] G. C. Finger, R. E. Oesterling, *J. Am. Chem. Soc.* **1956**, *78*, 2593-2596.
- [115] H. B. Gottlieb, *J. Am. Chem. Soc.* **1936**, *58*, 532-533.
- [116] G. C. Finger, C. W. Kruse, *J. Am. Chem. Soc.* **1956**, *78*, 6034-6037.
- [117] H. Sun, S. G. DiMagno, *Angew. Chem. Int. Ed.* **2006**, *45*, 2720-2725.
- [118] V. V. Grushin, W. J. Marshall, *Organometallics* **2008**, *27*, 4825-4828.
- [119] a) E. C. Taylor, E. C. Bigham, D. K. Johnson, A. McKillop, *J. Org. Chem.* **1977**, *42*, 362-363; b) I. F. Gun'kin, A. Y. Pankst'yanov, S. S. Popova, V. I. Kleimenova, *Russ. J. Gen. Chem.* **2000**, *70*, 37-39.
- [120] M. Vanderpuy, *J. Fluorine Chem.* **1982**, *21*, 385-392.
- [121] a) V. V. Grushin, *Chem. Eur. J.* **2002**, *8*, 1006-1014; b) V. V. Grushin, W. J. Marshall, *Organometallics* **2007**, *26*, 4997-5002; c) V. V. Grushin, *Acc. Chem. Res.* **2010**, *43*, 160-171; d) D. V. Yandulov, N. T. Tran, *J. Am. Chem. Soc.* **2007**, *129*, 1342-1358; e) S.-B. Zhao, R.-Y. Wang, H. Nguyen, J. J. Becker, M. R. Gagne, *Chem. Commun.* **2012**, *48*, 443-445; f) A. Casitas, M. Canta, M. Sola, M. Costas, X. Ribas, *J. Am. Chem. Soc.* **2011**, *133*, 19386-19392; g) D. A. Watson, M. J. Su, G. Teverovskiy, Y. Zhang, J. Garcia-Fortanet, T. Kinzel, S. L. Buchwald, *Science* **2009**, *325*, 1661-1664; h) T. Noel, T. J. Maimone, S. L. Buchwald, *Angew. Chem. Int. Ed.* **2011**, *50*, 8900-8903; i) P. Barthazy, L. Hintermann, R. M. Stoop, M. Worle, A. Mezzetti, A. Togni, *Helv. Chim. Acta* **1999**, *82*, 2448-2453; j) P. Barthazy, R. M. Stoop, M. Worle, A. Togni, A. Mezzetti, *Organometallics* **2000**, *19*, 2844-2852.
- [122] T. J. Maimone, P. J. Milner, T. Kinzel, Y. Zhang, M. K. Takase, S. L. Buchwald, *J. Am. Chem. Soc.* **2011**, *133*, 18106-18109.
- [123] J. Cardinale, J. Ermert, F. Kügler, A. Helfer, M. R. Brandt, H. H. Coenen, *J. Labelled Compd. Radiopharm.* **2012**, *55*, 450-453.
- [124] P. S. Fier, J. F. Hartwig, *J. Am. Chem. Soc.* **2012**, 10795-10798.
- [125] H. Nemoto, T. Nishiyama, S. Akai, *Org. Lett.* **2011**, *13*, 2714-2717.
- [126] a) N. Ishikawa, T. Kitazume, T. Yamazaki, Y. Mochida, T. Tatsuno, *Chem. Lett.* **1981**, 761-764; b) D. P. Cox, J. Terpinski, W. Lawrynowicz, *J. Org. Chem.* **1984**, *49*, 3216-3219; c) M. Shimizu, Y. Nakahara, H. Yoshioka, *Tetrahedron Lett.* **1985**, *26*, 4207-4210; d) A. S. Pilcher, H. L. Ammon, P. Deshong, *J. Am. Chem. Soc.* **1995**, *117*, 5166-5167.
- [127] C. F. Ye, J. M. Shreeve, *J. Fluorine Chem.* **2004**, *125*, 1869-1872.
- [128] M. Kuroboshi, T. Hiyama, *Tetrahedron Lett.* **1991**, *32*, 1215-1218.
- [129] a) T. Hamatani, S. Matsubara, H. Matsuda, M. Schlosser, *Tetrahedron* **1988**, *44*, 2875-2881; b) M. Nicoletti, D. O'Hagan, A. M. Z. Slawin, *J. Am. Chem. Soc.* **2005**, *127*, 482-483; c) L. Hunter, D. O'Hagan, A. M. Z. Slawin, *J. Am. Chem. Soc.* **2006**, *128*, 16422-16423; d) L. Hunter, D. O'Hagan, *Org. Biomol. Chem.* **2008**, *6*, 2843-2848.
- [130] a) S. Noritake, N. Shibata, H. Kawai, M. K. Pandey, S. Nakamura, T. Toru, *Heterocycl. Commun.* **2009**, *15*, 105-113; b) B. Duthion, D. G. Pardo, J. Cossy, *Org. Lett.* **2010**, *12*, 4620-4623; c) G. Alverne, S. Lacombe, A. Laurent, *Tetrahedron Lett.* **1980**, *21*, 289-292.
- [131] D. O'Hagan, *J. Org. Chem.* **2012**, *77*, 3689-3699.
- [132] a) W. C. Smith, C. W. Tullock, E. L. Muettterties, W. R. Hasek, F. S. Fawcett, V. A. Engelhardt, D. D. Coffman, *J. Am. Chem. Soc.* **1959**, *81*, 3165-3166; b) W. R. Hasek, W. C. Smith, V. A. Engelhardt, *J. Am. Chem. Soc.* **1960**, *82*, 543-551.
- [133] a) T. J. Tewson, M. J. Welch, *J. Org. Chem.* **1978**, *43*, 1090-1092; b) K. Boulton, B. E. Cross, *J. Chem. Soc., Perkin Trans. 1* **1979**, 1354-1357; c) S. Castillon, A. Dessinges, R. Faghiih, G. Lukacs, A. Olesker, T. T. Thang, *J. Org. Chem.* **1985**, *50*, 4913-4917; d) G. H. Posner, S. R. Haines, *Tetrahedron Lett.* **1985**, *26*, 5-8; e) S. V. Pansare, J. C. Vederas, *J. Org. Chem.* **1987**, *52*, 4804-4810; f) D. F. Shellhamer, D. T. Anstine, K. M. Gallego, B. R. Ganesh, A. A. Hanson, K. A. Hanson, R. D. Henderson, J. M. Prince, V. L. Heasley, *J. Chem. Soc., Perkin Trans. 2* **1995**, 861-866; g) G. Hagele, A. Haas, *J. Fluorine Chem.* **1996**, *76*, 15-19; h) D. F. Shellhamer, A. A. Briggs, B. M. Miller, J. M. Prince, D. H. Scott, V. L. Heasley, *J. Chem. Soc., Perkin Trans. 2* **1996**, 973-977; i) S. B. Ferreira, *Synlett* **2006**, 1130-1131; j) M. Hudlicky, *J. Fluorine Chem.* **1987**, *36*, 373-384; k) A. J. Ratcliffe, I. Warner, *Tetrahedron Lett.* **1995**, *36*, 3881-3884; l) S. Das, S. Chandrasekhar, J. S. Yadav, R. Gree, *Tetrahedron Lett.* **2007**, *48*, 5305-5307; m) W. J. Middleton, E. M. Bingham, *J. Org. Chem.* **1980**, *45*, 2883-2887; n) M. Kirihara, K. Niimi, T. Momose, *Chem. Commun.* **1997**, 599-600; o) M. Kirihara, K. Niimi, M. Okumura, T. Momose, *Chemical & Pharmaceutical Bulletin* **2000**, *48*, 220-222.
- [134] A. Sutherland, J. C. Vederas, *Chem. Commun.* **1999**, 1739-1740.
- [135] B. Bennua-Skalmowski, H. Vorbrüggen, *Tetrahedron Lett.* **1995**, *36*, 2611-2614.
- [136] J. J. Yin, D. S. Zarkowsky, D. W. Thomas, M. M. Zhao, M. A. Huffman, *Org. Lett.* **2004**, *6*, 1465-1468.
- [137] N. N. Yarovenko, M. A. Raksha, *Zh. Obshch. Khim.* **1959**, *29*, 2159-2163.
- [138] A. Takaoka, H. Iwakiri, N. Ishikawa, *Bull. Chem. Soc. Jpn.* **1979**, *52*, 3377-3380.
- [139] V. A. Petrov, S. Swearingen, W. Hong, W. Chris Petersen, *J. Fluorine Chem.* **2001**, *109*, 25-31.
- [140] R. Surmont, G. Verniest, A. De Groot, J. W. Thuring, N. De Kimpe, *Adv. Synth. Catal.* **2010**, *352*, 2751-2756.
- [141] a) G. S. Lal, G. P. Pez, R. J. Pesaresi, F. M. Prozonc, H. S. Cheng, *J. Org. Chem.* **1999**, *64*, 7048-7054; b) R. P. Singh, J. M. Shreeve, *Org. Lett.* **2001**, *3*, 2713-2715; c) R. P. Singh, J. M. Shreeve, *Synthesis* **2002**, 2561-2578; d) R. P. Singh, J. M. Shreeve, *J. Fluorine Chem.* **2002**, *116*, 23-26; e) R. P. Singh, B. Twamley, J. M. Shreeve, *J. Org. Chem.* **2002**, *67*, 1918-1924; f) R. P. Singh, J. M. Shreeve, *J. Org. Chem.* **2003**, *68*, 6063-6065; g) G. R. Krow, G. L. Lin, K. P. Moore, A. M. Thomas, C. DeBrosse, C. W. Ross, H. G. Ramjit, *Org. Lett.* **2004**, *6*, 1669-1672; h) Y. Chang, A. Tewari, A.-I. Adi, C. Bae, *Tetrahedron* **2008**, *64*, 9837-9842; i) G. S. Lal, E. Lobach, A. Evans, *J. Org. Chem.* **2000**, *65*, 4830-4832.
- [142] a) R. Sasson, A. Hagooly, S. Rozen, *Org. Lett.* **2003**, *5*, 769-771; b) S. Rozen, *Acc. Chem. Res.* **2005**, *38*, 803-812; c) Y. Hagooly, S. Rozen, *J. Org. Chem.* **2008**, *73*, 6780-6783; d) Y. Hagooly, R. Sasson, M. J. Welch, S. Rozen, *Eur. J. Org. Chem.* **2008**, 2875-2880; e) O. Cohen, Y. Hagooly, S. Rozen, *Tetrahedron* **2009**, *65*, 1361-1365; f) U. Farooq, A.-u.-H. A. Shah, T. Wirth, *Angew. Chem. Int. Ed.* **2009**, *48*, 1018-1020; g) Y. Hagooly, O. Cohen, S. Rozen, *Tetrahedron Lett.* **2009**, *50*, 392-394.
- [143] R. P. Singh, T. Umemoto, *J. Org. Chem.* **2011**, *76*, 3113-3121.
- [144] F. Beaulieu, L.-P. Beauregard, G. Courchesne, M. Couturier, F. LaFlamme, A. L'Heureux, *Org. Lett.* **2009**, *11*, 5050-5053.
- [145] A. L'Heureux, F. Beaulieu, C. Bennett, D. R. Bill, S. Clayton, F. LaFlamme, M. Mirmehrabi, S. Tadayon, D. Tovell, M. Couturier, *J. Org. Chem.* **2010**, *75*, 3401-3411.
- [146] W. J. Middleton, *J. Org. Chem.* **1975**, *40*, 574-578.
- [147] a) F. Benayoud, D. J. deMendonca, C. A. Digits, G. A. Moniz, T. C. Sanders, G. B. Hammond, *J. Org. Chem.* **1996**, *61*, 5159; b) A. M. Kornilov, A. E. Sorochinskii, V. P. Kukhar, *Zh. Org. Khim.* **1989**, *25*, 2520-2523; c) T. Asai, Y. Morizawa, T. Shimada, T. Nakayama, M. Urushihara, Y. Matsumura, A. Yasuda, *Tetrahedron Lett.* **1995**, *36*, 273; d) Y. Matsumura, T. Asai, T. Shimada, T. Nakayama, M. Urushihara, Y. Morizawa, A. Yasuda, T. Yamamoto, B. Fujitani, K. Hosoki, *Chem. Pharm. Bull.* **1995**, *43*, 353; e) Y. Matsumura, T. Nakano, T. Asai, Y. Morizawa, *ACS Symp. Ser.* **1996**, *639*, 83; f) Y. Matsumura, T. Shimada, T. Nakayama, M. Urushihara, T. Asai, Y. Morizawa, A. Yasuda, *Tetrahedron* **1995**, *51*, 8771; g) Y. Matsumura, T. Shimada, S. Z. Wang, T. Asai, Y. Morizawa, A. Yasuda, *Bull. Chem. Soc. Jpn.* **1996**, *69*, 3523; h) E. Haloui, C. B. Nasr, D. Canet, *J. Mol. Struct.* **1982**, *95*, 231-235; i) A. Khanous, A. Gorgues, J. Cousseau, *J. Fluorine Chem.* **1990**, *49*, 401-408; j) M. Shimizu, S. Kanemoto, Y. Nakahara, *Heterocycles* **2000**, *52*, 117.
- [148] R. E. A. Dear, E. E. Gilbert, *J. Org. Chem.* **1968**, *33*, 819-823.
- [149] L. I. Zakharkin, B. A. Kvasov, V. N. Lebedev, *Zh. Obshch. Khim.* **1971**, *41*, 2694.
- [150] L. F. Tietze, U. Bothe, I. Schubert, *Chem. Eur. J.* **2000**, *6*, 836.
- [151] a) M. Prakesch, D. Grée, R. Grée, *J. Org. Chem.* **2001**, *66*, 3146; b) M. Prakesch, E. Kerouredan, D. Grée, R. Grée, J. DeChancie, K. N. Houk, *J. Fluorine Chem.* **2004**, *125*, 537; c) M. Prakesch, D. Grée, R. Grée, *Acc. Chem. Res.* **2002**, *35*, 175; d) D. Grée, V. Madiot, R. Grée, *Tetrahedron Lett.* **1999**, *40*, 6399; e) V. Madiot, D. Grée, R. Grée, *Tetrahedron Lett.* **1999**, *40*, 6403; f) V. Madiot, P. Lesot, D. Grée, J. Courtier, R. Grée, *Chem. Commun.* **2000**, 169; g) V. L. Manthai, A. S. K. Murthy, F. Caijo, D. Drouin, P. Lesot, D. Grée, R. Grée, *Tetrahedron: Asymmetry* **2006**, *17*, 2306.

- [152] a) Z. Wang, Y. Gu, A. J. Zapata, G. B. Hammond, *J. Fluorine Chem.* **2001**, *107*, 127; b) A. J. Zapata, Y. Gu, G. B. Hammond, *J. Org. Chem.* **2000**, *65*, 227.
- [153] a) A. Boukerb, D. Grée, M. Laabassi, R. Grée, *J. Fluorine Chem.* **1998**, *88*, 23; b) D. Grée, L. Vallerie, R. Grée, L. Toupet, I. Washington, J. P. Pelicier, M. Villacampa, J. M. Pérez, K. N. Houk, *J. Org. Chem.* **2001**, *66*, 2374; c) G. M. Blackburn, D. E. Kent, *J. Chem. Soc., Chem. Commun.* **1981**, 511-513; d) G. M. Blackburn, D. E. Kent, *J. Chem. Soc., Perkin Trans. 1* **1986**, 913-917; e) G. B. Hammond, D. J. deMendonca, *J. Fluorine Chem.* **2000**, *102*, 189.
- [154] S. Legoupy, C. Crévisy, J. C. Guillemin, R. Grée, *J. Fluorine Chem.* **1999**, *93*, 171-173.
- [155] D. M. Grée, C. J. M. Kermarrec, J. T. Martelli, R. L. Grée, J. P. Lellouche, L. J. Toupet, *J. Org. Chem.* **1996**, *61*, 1918.
- [156] a) C. D. Poulter, P. L. Wiggins, T. L. Plummer, *J. Org. Chem.* **1981**, *46*, 1532-1538; b) J. Mann, G. P. Smith, *J. Chem. Soc., Perkin Trans. 1* **1991**, 2884-2885.
- [157] a) B. E. Cross, P. Hendley, *J. Chem. Soc., Perkin Trans. 1* **1975**, 2523-2525; b) R. E. Banks, B. E. Cross, *J. Chem. Soc., Perkin Trans. 1* **1977**, *5*, 512-515; c) R. E. Banks, J. H. Bateson, B. E. Cross, A. Erasmussen, *J. Chem. Res., Synop.* **1980**, *2*, 46; d) A. P. Kozikowski, J. P. Wu, *Tetrahedron Lett.* **1990**, *31*, 4309-4312.
- [158] F. Munyemana, A. M. Frisquet-Hesbain, A. Devos, L. Ghosez, *Tetrahedron Lett.* **1989**, *30*, 3077-3080.
- [159] N. Yoneda, T. Fukuhara, *Chem. Lett.* **2001**, 222.
- [160] a) D. P. Cox, J. Terpinski, W. Lawryniewicz, *J. Org. Chem.* **1984**, *49*, 3216-3219; b) P. S. Bhadury, M. Pandey, D. K. Jaiswal, *J. Fluorine Chem.* **1995**, *73*, 185; c) D. Guijarro, M. Yus, *J. Organomet. Chem.* **2001**, *624*, 53; d) D. Albanese, D. Landini, M. Penso, *J. Org. Chem.* **1998**, *63*, 9587; e) J. Villieras, M. Rambaud, *Synthesis* **1982**, 924-926; f) J. Ichihara, T. Matsuo, T. Hanafusa, T. Ando, *J. Chem. Soc., Chem. Commun.* **1986**, 793-794; g) J. Ichihara, Y. Takai, T. Hanafusa, K. Tomioka, *J. Fluorine Chem.* **1995**, *71*, 131; h) K. Bannai, T. Toru, T. Ōba, T. Tanaka, N. Okamura, K. Watanabe, A. Hazato, S. Kurozumi, *Tetrahedron* **1986**, *42*, 6735-6746; i) G. A. Olah, J. T. Welch, Y. D. Vankar, M. Nojima, I. Kerekes, J. A. Olah, *J. Org. Chem.* **1979**, *44*, 3872-3881; j) J. Mann, B. Pietrzak, *J. Chem. Soc., Perkin Trans. 1* **1983**, 2681-2685; k) J. Ichikawa, K. i. Sugimoto, T. Sonoda, H. Kobayashi, *Chem. Lett.* **1987**, 1985-1988.
- [161] A. Hazari, V. Gouverneur, J. M. Brown, *Angew. Chem. Int. Ed.* **2009**, *48*, 1296-1299.
- [162] L. Hintermann, F. Lang, P. Maire, A. Togni, *Eur. J. Inorg. Chem.* **2006**, 1397-1412.
- [163] M. H. Katcher, A. G. Doyle, *J. Am. Chem. Soc.* **2010**, *132*, 17402-17404.
- [164] M. H. Katcher, A. Sha, A. G. Doyle, *J. Am. Chem. Soc.* **2011**, *133*, 15902-15905.
- [165] J. Zhu, G. C. Tsui, M. Lautens, *Angew. Chem. Int. Ed.* **2012**, *51*, 12353-12356.
- [166] J. J. Topczewski, T. J. Tewson, H. M. Nguyen, *J. Am. Chem. Soc.* **2011**, *133*, 19318-19321.
- [167] C. Hollingworth, A. Hazari, M. N. Hopkinson, M. Tredwell, E. Benedetto, M. Huiban, A. D. Gee, J. M. Brown, V. Gouverneur, *Angew. Chem. Int. Ed.* **2011**, *50*, 2613-2617.
- [168] A. M. Lauer, J. Wu, *Org. Lett.* **2012**, *14*, 5138-5141.
- [169] G. Haufe, G. Alverne, A. Laurent, T. Eret, O. Goj, S. Kroger, A. Sattler, *Org. Synth.* **1999**, *76*, 159-168.
- [170] a) S. Bruns, G. Haufe, *J. Fluorine Chem.* **2000**, *104*, 247-254; b) G. Haufe, S. Bruns, *Adv. Synth. Catal.* **2002**, *344*, 165-171.
- [171] a) J. A. Kalow, A. G. Doyle, *J. Am. Chem. Soc.* **2010**, *132*, 3268-3269; b) J. A. Kalow, A. G. Doyle, *J. Am. Chem. Soc.* **2011**, *133*, 16001-16012.
- [172] a) G. M. Blackburn, T. D. Perree, A. Rashid, C. Bisbal, B. Lebleu, *Chem. Scri.* **1986**, *26*, 21-24; b) D. P. Phillion, D. G. Cleary, *J. Org. Chem.* **1992**, *57*, 2763-2764; c) D. B. Berkowitz, Q. R. Shen, J. H. Maeng, *Tetrahedron Lett.* **1994**, *35*, 6445-6448; d) D. B. Berkowitz, M. Bose, *J. Fluorine Chem.* **2001**, *112*, 13-33; e) J. Lapiere, V. Ahmed, M. J. Chen, M. Ispahany, J. G. Guillemette, S. D. Taylor, *Bioorg. Med. Chem. Lett.* **2004**, *14*, 151-155; f) T. R. Burke, Jr., *Curr. Top. Med. Chem.* **2006**, *6*, 1465-1471.
- [173] G. K. S. Prakash, I. Ledneczi, S. Chacko, S. Ravi, G. A. Olah, *J. Fluorine Chem.* **2008**, *129*, 1036-1040.
- [174] W. Zhang, L. Zhu, J. Hu, *Tetrahedron* **2007**, *63*, 10569-10575.
- [175] G. K. S. Prakash, I. Ledneuki, S. Chacko, G. A. Olah, *Org. Lett.* **2008**, *10*, 557-560.
- [176] Y. Nomura, E. Tokunaga, N. Shibata, *Angew. Chem. Int. Ed.* **2011**, *50*, 1885-1889.
- [177] S. Stavber, M. Zupan, *Tetrahedron Lett.* **1993**, *34*, 4355-4356.
- [178] M. Ochiai, A. Yoshimura, T. Mori, Y. Nishi, M. Hirobe, *J. Am. Chem. Soc.* **2008**, *130*, 3742-3743.
- [179] Q. B. Lu, T. Benneche, *Acta Chem. Scand.* **1996**, *50*, 850-852.
- [180] T. B. Patrick, K. K. Johri, D. H. White, W. S. Bertrand, R. Mokhtar, M. R. Kilbourn, M. J. Welch, *Can. J. Chem.* **1986**, *64*, 138-141.
- [181] T. Umemoto, G. Tomizawa, *Bull. Chem. Soc. Jpn.* **1986**, *59*, 3625-3629.
- [182] a) R. Ringom, T. Benneche, *Acta Chem. Scand.* **1999**, *53*, 41; b) C. T. Mason, C. C. Allain, *J. Am. Chem. Soc.* **1956**, *78*, 1682-1684; c) M. Schlosser, O. Desponds, R. Lehmann, E. Moret, G. Rauchschtalbe, *Tetrahedron* **1993**, *49*, 10175.
- [183] K. M. More, J. Wemple, *Synthesis* **1977**, 791-792.
- [184] a) S. F. Wnuk, M. J. Robins, *J. Org. Chem.* **1990**, *55*, 4757-4760; b) M. J. Robins, S. F. Wnuk, *J. Org. Chem.* **1993**, *58*, 3800-3801.
- [185] S. Furuta, M. Kuroboshi, T. Hiyama, *Tetrahedron Lett.* **1995**, *36*, 8243-8246.
- [186] Y. Li, C. F. Ni, J. Liu, L. J. Zhang, J. Zheng, L. G. Zhu, J. B. Hu, *Org. Lett.* **2006**, *8*, 1693-1696.
- [187] J. Liu, L. Zhang, J. Hu, *Org. Lett.* **2008**, *10*, 5377-5380.
- [188] J. Liu, Y. Li, J. Hu, *J. Org. Chem.* **2007**, *72*, 3119-3121.
- [189] a) X. Shen, L. Zhang, Y. Zhao, L. Zhu, G. Li, J. Hu, *Angew. Chem. Int. Ed.* **2011**, *50*, 2588-2592; b) T. Furukawa, Y. Goto, J. Kawazoe, E. Tokunaga, S. Nakamura, Y. Yang, H. Du, A. Kakehi, M. Shiro, N. Shibata, *Angew. Chem. Int. Ed.* **2010**, *49*, 1642-1647.
- [190] J. Liu, C. Ni, Y. Li, L. Zhang, G. Wang, J. Hu, *Tetrahedron Lett.* **2006**, *47*, 6753-6756.
- [191] G. K. S. Prakash, X. Zhao, S. Chacko, F. Wang, H. Vaghoo, G. A. Olah, *Beil. J. Org. Chem.* **2008**, *4*.
- [192] Y. Arroyo, M. Ascension Sanz-Tejedor, A. Parra, J. L. Garcia Ruano, *Chem. Eur. J.* **2012**, *18*, 5314-5318.
- [193] G. K. S. Prakash, S. Chacko, S. Alconcel, T. Stewart, T. Mathew, G. A. Olah, *Angew. Chem. Int. Ed.* **2007**, *46*, 4933-4936.
- [194] G. K. S. Prakash, S. Chacko, H. Vaghoo, N. Shao, L. Gurung, T. Mathew, G. A. Olah, *Org. Lett.* **2009**, *11*, 1127-1130.
- [195] C. Ni, J. Hu, *Tetrahedron Lett.* **2009**, *50*, 7252-7255.
- [196] T. Fukuzumi, N. Shibata, M. Sugiura, H. Yasui, S. Nakamura, T. Toru, *Angew. Chem. Int. Ed.* **2006**, *45*, 4973-4977.
- [197] Y. Zhao, B. Gao, C. Ni, J. Hu, *Org. Lett.* **2012**, *14*, 6080-6083.
- [198] S. Mizuta, N. Shibata, Y. Goto, T. Furukawa, S. Nakamura, T. Toru, *J. Am. Chem. Soc.* **2007**, *129*, 6394-6395.
- [199] G. K. S. Prakash, F. Wang, T. Stewart, T. Mathew, G. A. Olah, *Proc. Natl. Acad. Sci. USA* **2009**, *106*, 4090-4094.
- [200] H. W. Moon, M. J. Cho, D. Y. Kim, *Tetrahedron Lett.* **2009**, *50*, 4896-4898.
- [201] a) F. R. Leroux, B. Manteau, J.-P. Vors, S. Pazenok, *Beil. J. Org. Chem.* **2008**, *4*; b) B. Manteau, S. Pazenok, J.-P. Vors, F. R. Leroux, *J. Fluorine Chem.* **2010**, *131*, 140-158.
- [202] J. A. Erickson, J. I. McLoughlin, *J. Org. Chem.* **1995**, *60*, 1626-1631.
- [203] P. Cao, J. X. Duan, Q. Y. Chen, *J. Chem. Soc., Chem. Commun.* **1994**, 737-738.
- [204] J. Gonzalez, C. J. Foti, S. Elsheimer, *J. Org. Chem.* **1991**, *56*, 4322-4325.
- [205] I. Rizzo, D. Cantacuzene, C. Wakselman, *Tetrahedron Lett.* **1981**, *22*, 3405-3408.
- [206] V. Reutrakul, T. Thongpaisanwong, P. Tuchinda, C. Kuhakarn, M. Pohmakotr, *J. Org. Chem.* **2004**, *69*, 6913-6915.
- [207] a) Y. Li, J. Liu, L. Zhang, L. Zhu, J. Hu, *J. Org. Chem.* **2007**, *72*, 5824-5827; b) Y. Li, H. Li, J. Hu, *Tetrahedron* **2009**, *65*, 478-483.
- [208] J. Zhu, F. Wang, J. Hu, *Science China-Chemistry* **2011**, *54*, 95-102.
- [209] X. Yang, X. Fang, X. Yang, M. Zhao, Y. Han, Y. Shen, F. Wu, *Tetrahedron* **2008**, *64*, 2259-2269.
- [210] a) R. Miethchen, M. Hein, H. Reinke, *Eur. J. Org. Chem.* **1998**, 919-923; b) S. Tews, R. Miethchen, H. Reinke, *Synthesis* **2003**, 707-716.
- [211] K. Iseki, D. Asada, M. Takahashi, T. Nagai, Y. Kobayashi, *Chemical & Pharmaceutical Bulletin* **1996**, *44*, 1314-1317.
- [212] D. A. Nagib, M. E. Scott, D. W. C. MacMillan, *J. Am. Chem. Soc.* **2009**, *131*, 10875-10877.
- [213] a) Y. Fujiwara, J. A. Dixon, R. A. Rodriguez, R. D. Baxter, D. D. Dixon, M. R. Collins, D. G. Blackmond, P. S. Baran, *J. Am. Chem. Soc.* **2012**, *134*, 1494-1497; b) Y. Fujiwara, J. A. Dixon, F. O'Hara, E. D. Funder, D. D. Dixon, R. A. Rodriguez, R. D.

- Baxter, B. Herle, N. Sach, M. R. Collins, Y. Ishihara, P. S. Baran, *Nature* **2012**, *492*, 95-99.
- [214] a) R. F. Clark, J. H. Simons, *J. Am. Chem. Soc.* **1955**, *77*, 6618-6618; b) T. G. Miller, J. W. Thanassi, *J. Org. Chem.* **1960**, *25*, 2009-2012; c) I. Rico, C. Wakselman, *Tetrahedron* **1981**, *37*, 4209-4213; d) I. Rico, C. Wakselman, *Tetrahedron Lett.* **1981**, *22*, 323-326; e) B. Langlois, *J. Fluorine Chem.* **1988**, *41*, 247-261; f) Q. Y. Chen, S. W. Wu, *J. Fluorine Chem.* **1989**, *44*, 433-440; g) Y. Zafrani, G. Sod-Moriah, Y. Segall, *Tetrahedron* **2009**, *65*, 5278-5283.
- [215] J. Mizukado, Y. Matsukawa, H. D. Quan, M. Tamura, A. Sekiya, *J. Fluorine Chem.* **2006**, *127*, 400-404.
- [216] K. Morimoto, K. Makino, G. Sakata, *J. Fluorine Chem.* **1992**, *59*, 417-422.
- [217] E. Nawrot, A. Jonczyk, *J. Fluorine Chem.* **2006**, *127*, 943-947.
- [218] G. K. S. Prakash, Z. Zhang, F. Wang, C. Ni, G. A. Olah, *J. Fluorine Chem.* **2011**, *132*, 792-798.
- [219] J. W. Lyga, R. M. Patera, *J. Fluorine Chem.* **1998**, *92*, 141-145.
- [220] K. I. Petko, L. M. Yagupolskii, *J. Fluorine Chem.* **2001**, *108*, 211-214.
- [221] K. I. Petko, A. A. Tolmachev, L. M. Yagupol'skii, *Russ. J. Org. Chem.* **2002**, *38*, 1030-1034.
- [222] K. I. Petko, L. M. Yagupol'skii, *Russ. J. Org. Chem.* **2004**, *40*, 601-602.
- [223] A. Jonczyk, E. Nawrot, M. Kisielewski, *J. Fluorine Chem.* **2005**, *126*, 1587-1591.
- [224] M. Ando, T. Wada, N. Sato, *Org. Lett.* **2006**, *8*, 3805-3808.
- [225] M. Pelc, W. Huang, J. Trujillo, J. Baldus, S. Turner, P. Kleine, S. Yang, A. Thorarensen, *Synlett* **2010**, 219-222.
- [226] a) D. J. Burton, D. M. Wiemers, *J. Am. Chem. Soc.* **1985**, *107*, 5014-5015; b) J. M. Paratian, E. Labbe, S. Sibille, J. Y. Nedelec, J. Perichon, *J. Organomet. Chem.* **1995**, *487*, 61-64; c) W. Tyrra, D. Naumann, *J. Prakt. Chem.* **1996**, *338*, 283-286; d) S. V. Pasenok, N. V. Kirij, Y. L. Yagupolskii, D. Naumann, W. Tyrra, A. Fitzner, *Z. Anorg. Allg. Chem.* **1999**, *625*, 834-838.
- [227] M. A. Guerra, T. R. Bierschenk, R. J. Lagow, *J. Am. Chem. Soc.* **1986**, *108*, 4103-4105.
- [228] L. Zhang, J. Zheng, J. Hu, *J. Org. Chem.* **2006**, *71*, 9845-9848.
- [229] J. Zheng, Y. Li, L. Zhang, J. Hu, G. J. Meuzelaar, H.-J. Federsel, *Chem. Commun.* **2007**, 5149-5151.
- [230] a) G. K. S. Prakash, C. Weber, S. Chacko, G. A. Olah, *Org. Lett.* **2007**, *9*, 1863-1866; b) G. K. S. Prakash, C. Weber, S. Chacko, G. A. Olah, *J. Comb. Chem.* **2007**, *9*, 920-923.
- [231] E. Nawrot, A. Jonczyk, *J. Fluorine Chem.* **2009**, *130*, 466-469.
- [232] T. Y. Shen, S. Lucas, L. H. Sarett, *Tetrahedron Lett.* **1961**, 43-47.
- [233] K. Iseki, D. Asada, M. Takahashi, T. Nagai, Y. Kobayashi, *Tetrahedron: Asymmetry* **1996**, *7*, 1205-1215.
- [234] a) M. Rapp, X. Cai, W. Xu, W. R. Dolbier, Jr., S. F. Wnuk, *J. Fluorine Chem.* **2009**, *130*, 321-328; b) W. R. Dolbier, F. Tian, J. X. Duan, A. R. Lia, S. Ait-Mohand, O. Bautista, S. Buathong, J. M. Baker, J. Crawford, P. Anselme, X. H. Cai, A. Modzelewska, H. Koroniak, M. A. Battiste, Q. Y. Chen, *J. Fluorine Chem.* **2004**, *125*, 459-469; c) F. Tian, V. Kruger, O. Bautista, J. X. Duan, A. R. Li, W. R. Dolbier, Q. Y. Chen, *Org. Lett.* **2000**, *2*, 563-564; d) F. Wang, W. Zhang, J. Zhu, H. Li, K.-W. Huang, J. Hu, *Chem. Commun.* **2011**, *47*, 2411-2413.
- [235] X. H. Cai, Y. Zhai, I. Ghiviriga, K. A. Abboud, W. R. Dolbier, *J. Org. Chem.* **2004**, *69*, 4210-4215.
- [236] a) W. Xu, K. A. Abboud, I. Ghiviriga, W. R. Dolbier, Jr., M. Rapp, S. F. Wnuk, *Org. Lett.* **2006**, *8*, 5549-5551; b) K. Fuchibe, Y. Koseki, T. Aono, H. Sasagawa, J. Ichikawa, *J. Fluorine Chem.* **2012**, *133*, 52-60.
- [237] W. Zhang, F. Wang, J. Hu, *Org. Lett.* **2009**, *11*, 2109-2112.
- [238] M. Ochiai, A. Yoshimura, M. M. Hoque, T. Okubo, M. Saito, K. Miyamoto, *Org. Lett.* **2011**, *13*, 5568-5571.
- [239] K. Mikami, Y. Tomita, Y. Itoh, *Angew. Chem. Int. Ed.* **2010**, *49*, 3819-3822.
- [240] D. Morris, *Acta Crystallogr.* **1956**, *9*, 197-198.
- [241] Z. He, T. Luo, M. Hu, Y. Cao, J. Hu, *Angew. Chem. Int. Ed.* **2012**, *51*, 3944-3947.
- [242] Q. Qi, Q. Shen, L. Lu, *J. Am. Chem. Soc.* **2012**, *134*, 6548-6551.
- [243] a) M. Kuroboshi, T. Hiyama, *Synlett* **1994**, 251; b) A. Haas, M. Spitzer, M. Lieb, *Chem. Ber.* **1988**, *121*, 1329-1340.
- [244] D. C. England, L. R. Melby, M. A. Dietrich, R. V. Lindsey, *J. Am. Chem. Soc.* **1960**, *82*, 5116-5122.
- [245] P. Kirsch, M. Bremer, A. Taugerbeck, T. Wallmichrath, *Angew. Chem. Int. Ed.* **2001**, *40*, 1480-1484.
- [246] P. E. Aldrich, W. A. Sheppard, *J. Org. Chem.* **1964**, *29*, 11-15.
- [247] a) G. K. S. Prakash, J. B. Hu, W. Ying, G. A. Olah, *Org. Lett.* **2004**, *6*, 4315-4317; b) G. K. S. Prakash, J. B. Hu, Y. Wang, G. A. Olah, *Eur. J. Org. Chem.* **2005**, 2218-2223; c) G. K. S. Prakash, C. Ni, F. Wang, J. Hu, G. A. Olah, *Angew. Chem. Int. Ed.* **2011**, *50*, 2559-2563.
- [248] Y. Zhao, B. Gao, J. Hu, *J. Am. Chem. Soc.* **2012**, *134*, 5790-5793.
- [249] Y. Li, J. Hu, *Angew. Chem. Int. Ed.* **2007**, *46*, 2489-2492.
- [250] C. Ni, J. Liu, L. Zhang, J. Hu, *Angew. Chem. Int. Ed.* **2007**, *46*, 786-789.
- [251] L. Zhu, Y. Li, C. Ni, J. Hu, P. Beier, Y. Wang, G. K. S. Prakash, G. A. Olah, *J. Fluorine Chem.* **2007**, *128*, 1241-1247.
- [252] P. Beier, A. V. Alexandrova, M. Zibinsky, G. K. S. Prakash, *Tetrahedron* **2008**, *64*, 10977-10985.
- [253] a) J. Hine, J. J. Porter, *J. Am. Chem. Soc.* **1960**, *82*, 6178-6181; b) M. Zupan, *J. Fluorine Chem.* **1976**, *8*, 305-309.
- [254] a) G. K. S. Prakash, J. Hu, *Acc. Chem. Res.* **2007**, *40*, 921-930; b) J. Hu, *J. Fluorine Chem.* **2009**, *130*, 1130-1139.
- [255] C. Ni, F. Wang, J. Hu, *Beil. J. Org. Chem.* **2008**, *4*.
- [256] N. Wiberg, *Angew. Chem. Int. Ed.* **1968**, *7*, 766-779.
- [257] G. K. S. Prakash, Y. Wang, J. B. Hu, G. A. Olah, *J. Fluorine Chem.* **2005**, *126*, 1361-1367.
- [258] a) T. Hagiwara, T. Fuchikami, *Synlett* **1995**, 717-718; b) G. Bissky, V. I. Staninets, A. A. Kolomeitsev, G. V. Roschenthaler, *Synlett* **2001**, 374-378; c) C. F. Ni, J. B. Hu, *Tetrahedron Lett.* **2005**, *46*, 8273-8277; d) G. K. S. Prakash, J. B. Hu, Y. Wang, G. A. Olah, *J. Fluorine Chem.* **2005**, *126*, 527-532; e) S. Mizuta, N. Shibata, S. Ogawa, H. Fujimoto, S. Nakamura, T. Toru, *Chem. Commun.* **2006**, 2575-2577; f) M. Pohmakotr, D. Panichakul, P. Tuchinda, V. Reutrakul, *Tetrahedron* **2007**, *63*, 9429-9436; g) J. Liu, C. Ni, F. Wang, J. Hu, *Tetrahedron Lett.* **2008**, *49*, 1605-1608; h) G. Fourriere, J. Lalot, N. Van Hijfte, J.-C. Quirion, E. Leclerc, *Tetrahedron Lett.* **2009**, *50*, 7048-7050; i) L. Zhu, Y. Li, Y. Zhao, J. Hu, *Tetrahedron Lett.* **2010**, *51*, 6150-6152; j) J. Zhu, F. Wang, W. Huang, Y. Zhao, W. Ye, J. Hu, *Synlett* **2011**, 899-902; k) M. Obayashi, K. Kondo, *Tetrahedron Lett.* **1982**, *23*, 2327-2328.
- [259] G. K. S. Prakash, J. B. Hu, G. A. Olah, *J. Org. Chem.* **2003**, *68*, 4457-4463.
- [260] X. Shen, W. Zhang, C. Ni, Y. Gu, J. Hu, *J. Am. Chem. Soc.* **2012**, *134*, 16999-17002.
- [261] W. M. Qiu, D. J. Burton, *Tetrahedron Lett.* **1996**, *37*, 2745-2748.
- [262] K. Sato, M. Omote, A. Ando, I. Kumadaki, *J. Fluorine Chem.* **2004**, *125*, 509-515.
- [263] K. Fujikawa, Y. Fujioka, A. Kobayashi, H. Amii, *Org. Lett.* **2011**, *13*, 5560-5563.
- [264] Z. Feng, F. Chen, X. Zhang, *Org. Lett.* **2012**, *14*, 1938-1941.
- [265] P. S. Fier, J. F. Hartwig, *J. Am. Chem. Soc.* **2012**, *134*, 5524-5527.
- [266] G. K. S. Prakash, S. K. Ganesh, J.-P. Jones, A. Kulkarni, K. Masood, J. K. Swabeck, G. A. Olah, *Angew. Chem. Int. Ed.* **2012**, *51*, 12090-12094.
- [267] R. P. Singh, D. Chakraborty, J. M. Shreeve, *J. Fluorine Chem.* **2001**, *111*, 153-160.
- [268] A. Rivkin, K. Biswas, T. C. Chou, S. J. Danishefsky, *Org. Lett.* **2002**, *4*, 4081-4084.
- [269] N. Shibata, A. Matsnev, D. Cahard, *Beil. J. Org. Chem.* **2010**, *6*, 65.
- [270] P. Eisenberger, S. Gischig, A. Togni, *Chem. Eur. J.* **2006**, *12*, 2579-2586.
- [271] a) T. Umemoto, S. Ishihara, *Tetrahedron Lett.* **1990**, *31*, 3579-3582; b) T. Umemoto, S. Ishihara, *J. Am. Chem. Soc.* **1993**, *115*, 2156-2164; c) T. Umemoto, K. Adachi, *J. Org. Chem.* **1994**, *59*, 5692-5699; d) E. Magnier, J. C. Blazejewski, M. Tordeux, C. Wakselman, *Angew. Chem. Int. Ed.* **2006**, *45*, 1279-1282.
- [272] a) L. M. Yagupolskii, N. V. Kondratenko, G. N. Timofeeva, *Zh. Org. Khim.* **1984**, *20*, 115-118; b) Y. Mace, B. Raymondeau, C. Pradet, J.-C. Blazejewski, E. Magnier, *Eur. J. Org. Chem.* **2009**, 1390-1397; c) J. J. Yang, R. L. Kirchmeier, J. M. Shreeve, *J. Org. Chem.* **1998**, *63*, 2656-2660.
- [273] a) I. Kietlsch, P. Eisenberger, A. Togni, *Angew. Chem. Int. Ed.* **2007**, *46*, 754-757; b) K. Stanek, R. Koller, A. Togni, *J. Org. Chem.* **2008**, *73*, 7678-7685.
- [274] N. Shibata, S. Mizuta, H. Kawai, *Tetrahedron: Asymmetry* **2008**, *19*, 2633-2644.
- [275] J. M. Birchall, G. P. Irvin, R. A. Boyson, *J. Chem. Soc., Perkin Trans. 2* **1975**, 435-439.
- [276] a) H. Kimoto, S. Fujii, L. A. Cohen, *J. Org. Chem.* **1982**, *47*, 2867-2872; b) H. Kimoto, S. Fujii, L. A. Cohen, *J. Org. Chem.* **1984**, *49*, 1060-1064.

- [277] Y. Kobayashi, A. Nakazato, I. Kumadaki, R. Filler, *J. Fluorine Chem.* **1986**, *32*, 467-470.
- [278] B. R. Langlois, E. Laurent, N. Roidot, *Tetrahedron Lett.* **1991**, *32*, 7525-7528.
- [279] a) A. Studer, *Angew. Chem. Int. Ed.* **2012**, *51*, 8950-8958; b) Y. Ye, M. S. Sanford, *Synlett* **2012**, *23*, 2005-2013.
- [280] M. S. Wiehn, E. V. Vinogradova, A. Togni, *J. Fluorine Chem.* **2010**, *131*, 951-957.
- [281] Y. Ji, T. Brueckl, R. D. Baxter, Y. Fujiwara, I. B. Seiple, S. Su, D. G. Blackmond, P. S. Baran, *Proc. Natl. Acad. Sci. USA* **2011**, *108*, 14411-14415.
- [282] D. A. Nagib, D. W. C. MacMillan, *Nature* **2011**, *480*, 224-228.
- [283] T. Kino, Y. Nagase, Y. Ohtsuka, K. Yamamoto, D. Uruguchi, K. Tokuhisa, T. Yamakawa, *J. Fluorine Chem.* **2010**, *131*, 98-105.
- [284] A. T. Parsons, T. D. Senecal, S. L. Buchwald, *Angew. Chem. Int. Ed.* **2012**, *51*, 2947-2950.
- [285] Y. Ye, S. H. Lee, M. S. Sanford, *Org. Lett.* **2011**, *13*, 5464-5467.
- [286] T. Liu, Q. Shen, *Org. Lett.* **2011**, *13*, 2342-2345.
- [287] J. Xu, D.-F. Luo, B. Xiao, Z.-J. Liu, T.-J. Gong, Y. Fu, L. Liu, *Chem. Commun.* **2011**, *47*, 4300-4302.
- [288] C.-P. Zhang, J. Cai, C.-B. Zhou, X.-P. Wang, X. Zheng, Y.-C. Gu, J.-C. Xiao, *Chem. Commun.* **2011**, *47*, 9516-9518.
- [289] L. Chu, F.-L. Qing, *Org. Lett.* **2010**, *12*, 5060-5063.
- [290] X. Jiang, L. Chu, F.-L. Qing, *J. Org. Chem.* **2012**, *77*, 1251-1257.
- [291] T. D. Senecal, A. T. Parsons, S. L. Buchwald, *J. Org. Chem.* **2011**, *76*, 1174-1176.
- [292] B. A. Khan, A. E. Buba, L. J. Gooßen, *Chem. Eur. J.* **2012**, *18*, 1577-1581.
- [293] P. Novák, A. Lishchynskiy, V. V. Grushin, *Angew. Chem. Int. Ed.* **2012**, *7767-7770*.
- [294] Y. Ye, M. S. Sanford, *J. Am. Chem. Soc.* **2012**, *134*, 9034-9037.
- [295] Y. Ye, S. A. Kuenzi, M. S. Sanford, *Org. Lett.* **2012**, *14*, 4979-4981.
- [296] a) T. Liu, X. Shao, Y. Wu, Q. Shen, *Angew. Chem. Int. Ed.* **2012**, *51*, 540-543; b) N. D. Litvinas, P. S. Fier, J. F. Hartwig, *Angew. Chem. Int. Ed.* **2012**, *51*, 536-539.
- [297] L. Chu, F.-L. Qing, *J. Am. Chem. Soc.* **2012**, *134*, 1298-1304.
- [298] K. Zhang, X.-L. Qiu, Y. Huang, F.-L. Qing, *Eur. J. Org. Chem.* **2012**, 58-61.
- [299] L. Chu, F.-L. Qing, *J. Am. Chem. Soc.* **2010**, *132*, 7262-7263.
- [300] R. Shimizu, H. Egami, T. Nagi, J. Chae, Y. Hamashima, M. Sodeoka, *Tetrahedron Lett.* **2010**, *51*, 5947-5949.
- [301] X. Mu, S. Chen, X. Zhen, G. Liu, *Chem. Eur. J.* **2011**, *17*, 6039-6042.
- [302] E. Mejia, A. Togni, *ACS Catal.* **2012**, *2*, 521-527.
- [303] a) X. Wang, L. Truesdale, J.-Q. Yu, *J. Am. Chem. Soc.* **2010**, *132*, 3648-3649; b) X.-G. Zhang, H.-X. Dai, M. Wasa, J.-Q. Yu, *J. Am. Chem. Soc.* **2012**, *134*, 11948-11951.
- [304] A. Hafner, S. Bräse, *Angew. Chem. Int. Ed.* **2012**, *51*, 3713-3715.
- [305] N. D. Ball, J. B. Gary, Y. Ye, M. S. Sanford, *J. Am. Chem. Soc.* **2011**, *133*, 7577-7584.
- [306] N. D. Ball, J. W. Kampf, M. S. Sanford, *J. Am. Chem. Soc.* **2010**, *132*, 2878-2879.
- [307] D. C. Powers, E. Lee, A. Ariafard, M. S. Sanford, B. F. Yates, A. J. Canty, T. Ritter, *J. Am. Chem. Soc.* **2012**, *134*, 12002-12009.
- [308] Y. Ye, N. D. Ball, J. W. Kampf, M. S. Sanford, *J. Am. Chem. Soc.* **2010**, *132*, 14682-14687.
- [309] R. N. Haszeldine, *J. Chem. Soc.* **1949**, 2856-2861.
- [310] N. Kamigata, T. Fukushima, M. Yoshida, *J. Chem. Soc., Chem. Commun.* **1989**, 1559-1560.
- [311] F. Gagosz, S. Z. Zard, *Org. Lett.* **2003**, *5*, 2655-2657.
- [312] L. Chu, F.-L. Qing, *Chem. Commun.* **2010**, *46*, 6285-6287.
- [313] G. K. S. Prakash, M. Mandal, S. Schweizer, N. A. Petasis, G. A. Olah, *Org. Lett.* **2000**, *2*, 3173-3176.
- [314] Y. Li, A. Studer, *Angew. Chem. Int. Ed.* **2012**, *51*, 8221-8224.
- [315] K. Iseki, T. Nagai, Y. Kobayashi, *Tetrahedron Lett.* **1993**, *34*, 2169-2170.
- [316] a) Y. Itoh, K. Mikami, *Org. Lett.* **2005**, *7*, 4883-4885; b) Y. Itoh, K. Mikami, *Org. Lett.* **2005**, *7*, 649-651.
- [317] A. T. Herrmann, L. L. Smith, A. Zakarian, *J. Am. Chem. Soc.* **2012**, *134*, 6976-6979.
- [318] V. Matousek, A. Togni, V. Bizet, D. Cahard, *Org. Lett.* **2011**, *13*, 5762-5765.
- [319] P. V. Pham, D. A. Nagib, D. W. C. MacMillan, *Angew. Chem. Int. Ed.* **2011**, *50*, 6119-6122.
- [320] a) G. K. S. Prakash, F. Paknia, H. Vaghoo, G. Rasul, T. Mathew, G. A. Olah, *J. Org. Chem.* **2010**, *75*, 2219-2226; b) G. K. S. Prakash, F. Paknia, T. Mathew, G. Mloston, J. P. Joschek, G. A. Olah, *Org. Lett.* **2011**, *13*, 4128-4131.
- [321] S. Noritake, N. Shibata, Y. Nomura, Y. Huang, A. Matsnev, S. Nakamura, T. Toru, D. Cahard, *Org. Biomol. Chem.* **2009**, *7*, 3599-3604.
- [322] A. E. Allen, D. W. C. MacMillan, *J. Am. Chem. Soc.* **2010**, *132*, 4986-4987.
- [323] a) R. Shimizu, H. Egami, Y. Hamashima, M. Sodeoka, *Angew. Chem. Int. Ed.* **2012**, *51*, 4577-4580; b) S. Mizuta, O. Galicia-Lopez, K. M. Engle, S. Verhoog, K. Wheelhouse, G. Rassias, V. Gouverneur, *Chem. Eur. J.* **2012**, *18*, 8583-8587.
- [324] S. Matsubara, M. Mitani, K. Utimoto, *Tetrahedron Lett.* **1987**, *28*, 5857-5860.
- [325] a) D. B. Su, J. X. Duan, Q. Y. Chen, *Tetrahedron Lett.* **1991**, *32*, 7689-7690; b) Q. Y. Chen, J. X. Duan, *J. Chem. Soc., Chem. Commun.* **1993**, 1389; c) J. X. Duan, D. B. Su, Q. Y. Chen, *J. Fluorine Chem.* **1993**, *61*, 279; d) J. Kim, J. M. Shreeve, *Org. Biomol. Chem.* **2004**, *2*, 2728; e) Y. Miyake, S.-i. Ota, Y. Nishibayashi, *Chem. Eur. J.* **2012**, *18*, 13255-13258.
- [326] A. T. Parsons, S. L. Buchwald, *Angew. Chem. Int. Ed.* **2011**, *50*, 9120-9123.
- [327] R. Zhu, S. L. Buchwald, *J. Am. Chem. Soc.* **2012**, *134*, 12462-12465.
- [328] L. Chu, F.-L. Qing, *Org. Lett.* **2012**, *14*, 2106-2109.
- [329] J. Xu, Y. Fu, D.-F. Luo, Y.-Y. Jiang, B. Xiao, Z.-J. Liu, T.-J. Gong, L. Liu, *J. Am. Chem. Soc.* **2011**, *133*, 15300-15303.
- [330] X. Wang, Y. Ye, S. Zhang, J. Feng, Y. Xu, Y. Zhang, J. Wang, *J. Am. Chem. Soc.* **2011**, *133*, 16410-16413.
- [331] C.-P. Zhang, Z.-L. Wang, Q.-Y. Chen, C.-T. Zhang, Y.-C. Gu, J.-C. Xiao, *Chem. Commun.* **2011**, *47*, 6632-6634.
- [332] X. Mu, T. Wu, H.-Y. Wang, Y.-L. Guo, G. Liu, *J. Am. Chem. Soc.* **2012**, *134*, 878-881.
- [333] J. Xu, B. Xiao, C.-Q. Xie, D.-F. Luo, L. Liu, Y. Fu, *Angew. Chem. Int. Ed.* **2012**, 12551-12554.
- [334] A. Sekiya, T. Umemoto, *Chem. Lett.* **1982**, 1519-1520.
- [335] T. Umemoto, Y. Kuriu, *Chem. Lett.* **1982**, 65-66.
- [336] a) T. Umemoto, S. Ishihara, *J. Fluorine Chem.* **1998**, *92*, 181-187; b) J. A. Ma, D. Cahard, *J. Org. Chem.* **2003**, *68*, 8726-8729.
- [337] T. Umemoto, O. Miyano, *Tetrahedron Lett.* **1982**, *23*, 3929-3930.
- [338] a) T. Umemoto, O. Miyano, *J. Fluorine Chem.* **1983**, *22*, 91-94; b) T. Umemoto, H. Tsutsumi, *Bull. Chem. Soc. Jpn.* **1983**, *56*, 631-632; c) T. Umemoto, O. Miyano, *Nippon Kagaku Kaishi* **1985**, 2205-2207; d) T. Umemoto, A. Ando, *Bull. Chem. Soc. Jpn.* **1986**, *59*, 447-452.
- [339] I. Kietlsch, P. Eisenberger, K. Stanek, A. Togni, *Chimia* **2008**, *62*, 260-263.
- [340] R. Koller, Q. Huchet, P. Battaglia, J. M. Welch, A. Togni, *Chem. Commun.* **2009**, 5993-5995.
- [341] S. Noritake, N. Shibata, S. Nakamura, T. Toru, M. Shiro, *Eur. J. Org. Chem.* **2008**, 3465-3468.
- [342] W. R. Hasek, W. C. Smith, V. A. Engelhardt, *J. Am. Chem. Soc.* **1960**, *82*, 543-551.
- [343] I. Popov, S. Lindeman, O. Daugulis, *J. Am. Chem. Soc.* **2011**, *133*, 9286-9289.
- [344] H. S. Booth, H. M. Elsey, P. E. Burchfield, *J. Am. Chem. Soc.* **1935**, *57*, 2066-2069.
- [345] Y. Kobayashi, I. Kumadaki, *Tetrahedron Lett.* **1969**, *10*, 4095-4096.
- [346] Y. Kobayashi, I. Kumadaki, S. Sato, N. Hara, E. Chikami, *Chemical & Pharmaceutical Bulletin* **1970**, *18*, 2334-2339.
- [347] D. M. Wiemers, D. J. Burton, *J. Am. Chem. Soc.* **1986**, *108*, 832-834.
- [348] Y. Kobayashi, T. Yamada, A. Ohsawa, I. Kumadaki, *Chemical & Pharmaceutical Bulletin* **1972**, *20*, 1839-1839.
- [349] a) J. H. Clark, M. A. McClinton, R. J. Blade, *J. Chem. Soc., Chem. Commun.* **1988**, 638-639; b) J. H. Clark, M. A. McClinton, C. W. Jones, P. Landon, D. Bishop, R. J. Blade, *Tetrahedron Lett.* **1989**, *30*, 2133-2136; c) J. X. Duan, D. B. Su, Q. Y. Chen, *J. Fluorine Chem.* **1993**, *61*, 279-284; d) J. X. Duan, D. B. Su, J. P. Wu, Q. Y. Chen, *J. Fluorine Chem.* **1994**, *66*, 167-169.
- [350] Y. Kobayashi, K. Yamamoto, I. Kumadaki, *Tetrahedron Lett.* **1979**, 4071-4072.
- [351] a) Y. Kobayashi, I. Kumadaki, *J. Chem. Soc., Perkin Trans. 1* **1980**, 661-664; b) Y. Kobayashi, K. Yamamoto, T. Asai, M. Nakano, I. Kumadaki, *J. Chem. Soc., Perkin Trans. 1* **1980**, 2755-2761; c) F. Cottet, M. Schlosser, *Eur. J. Org. Chem.* **2002**, 327-330; d) F. Cottet, M. Marull, O. Lefebvre, M. Schlosser, *Eur. J. Org. Chem.* **2003**, 1559-1568.

- [352] J. H. Clark, J. E. Denness, M. A. McClinton, A. J. Wynd, *J. Fluorine Chem.* **1990**, *50*, 411-426.
- [353] a) K. Matsui, E. Tobita, M. Ando, K. Kondo, *Chem. Lett.* **1981**, 1719-1720; b) H. Suzuki, Y. Yoshida, A. Osuka, *Chem. Lett.* **1982**, 135-136; c) K. A. McReynolds, R. S. Lewis, L. K. G. Ackerman, G. G. Dubinina, W. W. Brennessel, D. A. Vicic, *J. Fluorine Chem.* **2010**, *131*, 1108-1112; d) Y. Li, T. Chen, H. Wang, R. Zhang, K. Jin, X. Wang, C. Duan, *Synlett* **2011**, 1713-1716.
- [354] B. R. Langlois, N. Roques, *J. Fluorine Chem.* **2007**, *128*, 1318-1325.
- [355] Q. Y. Chen, S. W. Wu, *J. Chem. Soc., Perkin Trans. 1* **1989**, 2385-2387.
- [356] D. B. Su, J. X. Duan, Q. Y. Chen, *Tetrahedron Lett.* **1991**, *32*, 7689-7690.
- [357] N. V. Kondratenko, E. P. Vechirko, L. M. Yagupolskii, *Synthesis* **1980**, 932-933.
- [358] C.-P. Zhang, Z.-L. Wang, Q.-Y. Chen, C.-T. Zhang, Y.-C. Gu, J.-C. Xiao, *Angew. Chem. Int. Ed.* **2011**, *50*, 1896-1900.
- [359] J. M. Paratian, S. Sibille, J. Perichon, *J. Chem. Soc., Chem. Commun.* **1992**, 53-54.
- [360] A. Zanardi, M. A. Novikov, E. Martin, J. Benet-Buchholz, V. V. Grushin, *J. Am. Chem. Soc.* **2011**, *133*, 20901-20913.
- [361] Z. Weng, R. Lee, W. Jia, Y. Yuan, W. Wang, X. Feng, K.-W. Huang, *Organometallics* **2011**, *30*, 3229-3232.
- [362] I. Ruppert, K. Schlich, W. Volbach, *Tetrahedron Lett.* **1984**, *25*, 2195-2198.
- [363] H. Urata, T. Fuchikami, *Tetrahedron Lett.* **1991**, *32*, 91-94.
- [364] a) G. G. Dubinina, H. Furutachi, D. A. Vicic, *J. Am. Chem. Soc.* **2008**, *130*, 8600-8601; b) G. G. Dubinina, J. Ogikubo, D. A. Vicic, *Organometallics* **2008**, *27*, 6233-6235.
- [365] M. Oishi, H. Kondo, H. Amii, *Chem. Commun.* **2009**, 1909-1911.
- [366] H. Morimoto, T. Tsubogo, N. D. Litvinas, J. F. Hartwig, *Angew. Chem. Int. Ed.* **2011**, *50*, 3793-3798.
- [367] O. A. Tomashenko, E. C. Escudero-Adan, M. Martinez Belmonte, V. V. Grushin, *Angew. Chem. Int. Ed.* **2011**, *50*, 7655-7659.
- [368] T. Knauber, F. Arikian, G.-V. Roeschenthaler, L. J. Goossen, *Chem. Eur. J.* **2011**, *17*, 2689-2697.
- [369] H. Kondo, M. Oishi, K. Fujikawa, H. Amii, *Adv. Synth. Catal.* **2011**, *353*, 1247-1252.
- [370] a) T. Billard, B. R. Langlois, G. Blond, *Tetrahedron Lett.* **2000**, *41*, 8777-8780; b) T. Billard, S. Bruns, B. R. Langlois, *Org. Lett.* **2000**, *2*, 2101-2103.
- [371] T. Allmendinger, R. W. Lang, *Tetrahedron Lett.* **1991**, *32*, 339-340.
- [372] a) X. G. Zhang, F. L. Qing, Y. G. Yang, J. Yu, X. K. Fu, *Tetrahedron Lett.* **2000**, *41*, 2953-2955; b) F. L. Qing, X. G. Zhang, *Tetrahedron Lett.* **2001**, *42*, 5929-5931; c) X. G. Zhang, F. L. Qing, Y. Y. Peng, *J. Fluorine Chem.* **2001**, *108*, 79-82; d) F. L. Qing, X. G. Zhang, Y. Y. Peng, *J. Fluorine Chem.* **2001**, *111*, 185-187.
- [373] I. Nowak, M. J. Robins, *J. Org. Chem.* **2007**, *72*, 2678-2681.
- [374] A. Hafner, S. Braese, *Adv. Synth. Catal.* **2011**, *353*, 3044-3048.
- [375] a) F. Ozawa, K. Kurihara, M. Fujimori, T. Hidaka, T. Toyoshima, A. Yamamoto, *Organometallics* **1989**, *8*, 180-188; b) J. M. Brown, P. J. Guiry, *Inorg. Chim. Acta* **1994**, *220*, 249-259.
- [376] a) V. V. Grushin, W. J. Marshall, *J. Am. Chem. Soc.* **2006**, *128*, 12644-12645; b) V. I. Bakhtmutov, F. Bozoglian, K. Gomez, G. Gonzalez, V. V. Grushin, S. A. Macgregor, E. Martin, F. M. Miloserdov, M. A. Novikov, J. A. Panetier, L. V. Romashov, *Organometallics* **2012**, *31*, 1315-1328.
- [377] E. J. Cho, T. D. Senecal, T. Kinzel, Y. Zhang, D. A. Watson, S. L. Buchwald, *Science* **2010**, *328*, 1679-1681.
- [378] E. J. Cho, S. L. Buchwald, *Org. Lett.* **2011**, *13*, 6552-6555.
- [379] G. K. S. Prakash, H. S. Krishnan, P. V. Jog, A. P. Iyer, G. A. Olah, *Org. Lett.* **2012**, *14*, 1146-1149.
- [380] P. G. Janson, I. Ghoneim, N. O. Ilchenko, K. J. Szabó, *Org. Lett.* **2012**, *14*, 2882-2885.
- [381] M. Omote, M. Tanaka, A. Ikeda, S. Nomura, A. Tarui, K. Sato, A. Ando, *Org. Lett.* **2012**, *14*, 2286-2289.
- [382] a) H. J. Emeleus, R. N. Haszeldine, *J. Chem. Soc.* **1949**, 2948-2952; b) H. J. Emeleus, R. N. Haszeldine, *J. Chem. Soc.* **1949**, 2953-2956.
- [383] a) T. Kitazume, N. Ishikawa, *Chem. Lett.* **1981**, 1679-1680; b) M. M. Kremlev, W. Tyrra, A. I. Mushta, D. Naumann, Y. L. Yagupolskii, *J. Fluorine Chem.* **2010**, *131*, 212-216.
- [384] D. J. Burton, Z. Y. Yang, K. J. Macneil, *J. Fluorine Chem.* **1991**, *52*, 251-255.
- [385] M. Fujita, M. Obayashi, T. Hiyama, *Tetrahedron* **1988**, *44*, 4135-4145.
- [386] J. Wiedemann, T. Heiner, G. Mloston, G. K. S. Prakash, G. A. Olah, *Angew. Chem. Int. Ed.* **1998**, *37*, 820-821.
- [387] a) G. K. S. Prakash, M. Mandal, G. A. Olah, *Org. Lett.* **2001**, *3*, 2847-2850; b) G. K. S. Prakash, M. Mandal, G. A. Olah, *Angew. Chem. Int. Ed.* **2001**, *40*, 589-590; c) Y. Kawano, T. Mukaiyama, *Chem. Lett.* **2005**, *34*, 894-895.
- [388] G. K. S. Prakash, M. Mandal, *J. Am. Chem. Soc.* **2002**, *124*, 6538-6539.
- [389] a) G. K. S. Prakash, M. Mandal, G. A. Olah, *Synlett* **2001**, 77-78; b) Y. Kawano, H. Fujisawa, T. Mukaiyama, *Chem. Lett.* **2005**, *34*, 422-423.
- [390] R. P. Singh, J. M. Leitch, B. Twamley, J. M. Shreeve, *J. Org. Chem.* **2001**, *66*, 1436-1440.
- [391] D. V. Sevenard, V. Y. Sosnovskikh, A. A. Kolomeitsev, M. H. Konigsmann, G. V. Roschenthaler, *Tetrahedron Lett.* **2003**, *44*, 7623-7627.
- [392] a) G. K. S. Prakash, R. Mogi, G. A. Olah, *Org. Lett.* **2006**, *8*, 3589-3592; b) V. V. Levin, M. A. Kozlov, Y.-H. Song, A. D. Dilman, P. A. Belyakov, M. I. Struchkova, V. A. Tartakovsky, *Tetrahedron Lett.* **2008**, *49*, 3108-3111; c) R. T. Gritsenko, V. V. Levin, A. D. Dilman, P. A. Belyakov, M. I. Struchkova, V. A. Tartakovsky, *Tetrahedron Lett.* **2009**, *50*, 2994-2997.
- [393] H. Kawai, K. Tachi, E. Tokunaga, M. Shiro, N. Shibata, *Angew. Chem. Int. Ed.* **2011**, *50*, 7803-7806.
- [394] a) T. Hagiwara, T. Kobayashi, T. Fuchikami, *Main Group Chem.* **1997**, *2*, 13-15; b) G. K. S. Prakash, C. Panja, H. Vaghoo, V. Surampudi, R. Kultyshev, M. Mandal, G. Rasul, T. Mathew, G. A. Olah, *J. Org. Chem.* **2006**, *71*, 6806-6813; c) L. Bernardi, E. Indrigo, S. Pollicino, A. Ricci, *Chem. Commun.* **2012**, *48*, 1428-1430.
- [395] S. Mizuta, N. Shibata, T. Sato, H. Fujimoto, S. Nakamura, T. Toru, *Synlett* **2006**, 267-270.
- [396] S. Roussel, T. Billard, B. R. Langlois, L. Saint-James, *Chem. Eur. J.* **2005**, *11*, 939-944.
- [397] H. Sugimoto, S. Nakamura, Y. Shibata, N. Shibata, T. Toru, *Tetrahedron Lett.* **2006**, *47*, 1337-1340.
- [398] a) K. Iseki, T. Nagai, Y. Kobayashi, *Tetrahedron Lett.* **1994**, *35*, 3137-3138; b) S. Caron, N. M. Do, P. Arpin, A. Larivee, *Synthesis* **2003**, 1693-1698.
- [399] S. Mizuta, N. Shibata, S. Akiti, H. Fujimoto, S. Nakamura, T. Toru, *Org. Lett.* **2007**, *9*, 3707-3710.
- [400] H. Kawai, K. Tachi, E. Tokunaga, M. Shiro, N. Shibata, *Org. Lett.* **2010**, *12*, 5104-5107.
- [401] S. Mizuta, N. Shibata, M. Hibino, S. Nagano, S. Nakamura, T. Toru, *Tetrahedron* **2007**, *63*, 8521-8528.
- [402] a) H. Nagao, Y. Kawano, T. Mukaiyama, *Bull. Chem. Soc. Jpn.* **2007**, *80*, 2406-2412; b) H. Nagao, Y. Yamane, T. Mukaiyama, *Chem. Lett.* **2007**, *36*, 666-667.
- [403] H. Kawai, A. Kusuda, S. Nakamura, M. Shiro, N. Shibata, *Angew. Chem. Int. Ed.* **2009**, *48*, 6324-6327.
- [404] T. Billard, B. R. Langlois, G. Blond, *Eur. J. Org. Chem.* **2001**, 1467-1471.
- [405] V. V. Levin, A. D. Dilman, P. A. Belyakov, M. I. Struchkova, V. A. Tartakovsky, *Tetrahedron Lett.* **2011**, *52*, 281-284.
- [406] a) G. Pawelke, *J. Fluorine Chem.* **1989**, *42*, 429-433; b) W. Xu, W. R. Dolbier, *J. Org. Chem.* **2005**, *70*, 4741-4745; c) M. Medebielle, W. R. Dolbier, Jr., *J. Fluorine Chem.* **2008**, *129*, 930-942.
- [407] Q. Y. Chen, S. W. Wu, *J. Chem. Soc., Chem. Commun.* **1989**, 705-706.
- [408] J. G. Macneil, D. J. Burton, *J. Fluorine Chem.* **1991**, *55*, 225-227.
- [409] Q. Y. Chen, J. X. Duan, *Tetrahedron Lett.* **1993**, *34*, 4241-4244.
- [410] J. M. Paratian, E. Labbe, S. Sibille, J. Perichon, *J. Organomet. Chem.* **1995**, *489*, 137-143.
- [411] Y. Chang, C. Cai, *Tetrahedron Lett.* **2005**, *46*, 3161-3164.
- [412] T. S. N. Zhao, K. J. Szabo, *Org. Lett.* **2012**, *14*, 3966-3969.
- [413] M. Hu, C. Ni, J. Hu, *J. Am. Chem. Soc.* **2012**, *134*, 15257-15260.
- [414] T. Furukawa, T. Nishimine, E. Tokunaga, K. Hasegawa, M. Shiro, N. Shibata, *Org. Lett.* **2011**, *13*, 3972-3975.
- [415] Y. Li, F. Liang, Q. Li, Y.-c. Xu, Q.-R. Wang, L. Jiang, *Org. Lett.* **2011**, *13*, 6082-6085.
- [416] a) M. Steinman, J. G. Topliss, R. Alekel, Y. S. Wong, E. E. York, *J. Med. Chem.* **1973**, *16*, 1354-1360; b) E. H. Banitt, W. E. Coyne, J. R. Schmid, A. Mendel, *J. Med. Chem.* **1975**, *18*, 1130-1134; c) E. H. Banitt, W. R. Bronn, W. E. Coyne, J. R. Schmid, *J. Med. Chem.* **1977**, *20*, 821-826; d) J. R. Wetterau, R. E. Gregg, T. W.

- Harrity, C. Arbeeny, M. Cap, F. Connolly, C. H. Chu, R. J. George, D. A. Gordon, H. Jamil, K. G. Jolibois, L. K. Kunselman, S. J. Lan, T. J. Maccagnan, B. Ricci, M. J. Yan, D. Young, Y. Chen, O. M. Fryszman, J. V. H. Logan, C. L. Musial, M. A. Poss, J. A. Robl, L. M. Simpkins, W. A. Slusarchyk, R. Sulsky, P. Taunk, D. R. Magnin, J. A. Tino, R. M. Lawrence, J. K. Dickson, S. A. Biller, *Science* **1998**, *282*, 751-754; e) J. A. Robl, R. Sulsky, C. Q. Sun, L. M. Simpkins, T. Wang, J. K. Dickson, Y. Chen, D. R. Magnin, P. Taunk, W. A. Slusarchyk, S. A. Biller, S. J. Lan, F. Connolly, L. K. Kunselman, T. Sabrah, D. Jamil, D. Gordon, T. W. Harrity, J. R. Wetterau, *J. Med. Chem.* **2001**, *44*, 851-856.
- [417] a) V. C. R. McLoughlin, J. Thrower, *Tetrahedron* **1969**, *25*, 5921-5940; b) Y. Kobayashi, K. Yamamoto, I. Kumadaki, *Tetrahedron Lett.* **1979**, *20*, 4071-4072; c) N. V. Kondratenko, E. P. Vechirko, L. M. Yagupolskii, *Synthesis* **1980**, *1980*, 932-933; d) H. Urata, T. Fuchikami, *Tetrahedron Lett.* **1991**, *32*, 91-94; e) Q.-Y. Chen, J.-X. Duan, *J. Chem. Soc., Chem. Commun.* **1993**, 1389-1391; f) J. X. Duan, Q. Y. Chen, *J. Chem. Soc., Perkin Trans. 1* **1994**, 725-730; g) J. M. Paratian, E. Labbé, S. Sibille, J. Périchon, *J. Organomet. Chem.* **1995**, *489*, 137-143; h) J. Kim, J. n. M. Shreeve, *Org. Biomol. Chem.* **2004**, *2*, 2728-2734.
- [418] H. Kawai, T. Furukawa, Y. Nomura, E. Tokunaga, N. Shibata, *Org. Lett.* **2011**, *13*, 3596-3599.
- [419] D. A. Culkun, J. F. Hartwig, *Organometallics* **2004**, *23*, 3398-3416.
- [420] Y. Zhao, J. Hu, *Angew. Chem. Int. Ed.* **2012**, *51*, 1033-1036.
- [421] M. Fujita, T. Morita, T. Hiyama, *Tetrahedron Lett.* **1986**, *27*, 2135-2138.
- [422] a) M. Vanderpuy, *J. Fluorine Chem.* **1993**, *61*, 133-140; b) Z. Y. Long, Q. Y. Chen, *Tetrahedron Lett.* **1998**, *39*, 8487-8490.
- [423] a) T. Umemoto, Y. Gotoh, *J. Fluorine Chem.* **1985**, *28*, 235-239; b) T. Umemoto, Y. Gotoh, *J. Fluorine Chem.* **1986**, *31*, 231-236; c) J. Zhang, G. R. Martin, D. D. DesMarteau, *Chem. Commun.* **2003**, 2334-2335.
- [424] a) T. Umemoto, Y. Gotoh, *Bull. Chem. Soc. Jpn.* **1991**, *64*, 2008-2010; b) V. Montanari, G. Resnati, *Tetrahedron Lett.* **1994**, *35*, 8015-8018; c) T. Umemoto, Y. Gotoh, *Bull. Chem. Soc. Jpn.* **1987**, *60*, 3307-3313.
- [425] T. Umemoto, Y. Gotoh, *Bull. Chem. Soc. Jpn.* **1987**, *60*, 3823-3825.
- [426] a) M. LeBlanc, G. Santini, J. Guion, J. G. Riess, *Tetrahedron* **1973**, *29*, 3195-3201; b) G. Santini, M. Leblanc, J. G. Riess, *Tetrahedron* **1973**, *29*, 2411-2414; c) P. L. Coe, N. E. Milner, J. A. Smith, *J. Chem. Soc., Perkin Trans. 1* **1975**, 654-656; d) G. J. Chen, C. Tamborski, *J. Fluorine Chem.* **1989**, *43*, 207-228.
- [427] J. C. Xiao, C. F. Ye, J. M. Shreeve, *Org. Lett.* **2005**, *7*, 1963-1965.
- [428] T. Kitazume, N. Ishikawa, *Chem. Lett.* **1982**, 137-140.
- [429] G. E. Carr, R. D. Chambers, T. F. Holmes, D. G. Parker, *J. Chem. Soc., Perkin Trans. 1* **1988**, 921-926.
- [430] R. N. Loy, M. S. Sanford, *Org. Lett.* **2011**, *13*, 2548-2551.
- [431] L. F. Chen, J. Mohtasham, G. L. Gard, *J. Fluorine Chem.* **1989**, *43*, 329-347.
- [432] N. Kamigata, T. Fukushima, Y. Terakawa, M. Yoshida, H. Sawada, *J. Chem. Soc., Perkin Trans. 1* **1991**, 627-633.
- [433] T. Kitazume, N. Ishikawa, *Chem. Lett.* **1982**, 1453-1454.
- [434] T. Kitazume, N. Ishikawa, *J. Am. Chem. Soc.* **1985**, *107*, 5186-5191.
- [435] D. J. Burton, G. A. Hartgraves, J. Hsu, *Tetrahedron Lett.* **1990**, *31*, 3699-3702.
- [436] a) O. R. Pierce, E. T. McBee, G. F. Judd, *J. Am. Chem. Soc.* **1954**, *76*, 474-478; b) P. Johncock, *J. Organomet. Chem.* **1969**, *19*, 257-265; c) P. G. Gassman, N. J. Oreilly, *Tetrahedron Lett.* **1985**, *26*, 5243-5246; d) P. G. Gassman, N. J. Oreilly, *J. Org. Chem.* **1987**, *52*, 2481-2490.
- [437] a) E. T. McBee, C. W. Roberts, A. F. Meiners, *J. Am. Chem. Soc.* **1957**, *79*, 335-337; b) E. T. McBee, H. P. Braendlin, R. D. Battershell, *J. Org. Chem.* **1963**, *28*, 1131-1133; c) D. D. Denson, C. F. Smith, Tamborsk.C, *J. Fluorine Chem.* **1974**, *3*, 247-258; d) C. F. Smith, E. J. Soloski, Tamborsk.C, *J. Fluorine Chem.* **1974**, *4*, 35-45; e) N. Thoai, *J. Fluorine Chem.* **1975**, *5*, 115-125; f) K. V. Werner, A. Gisser, *J. Fluorine Chem.* **1977**, *10*, 387-394.
- [438] a) G. Santini, M. Leblanc, J. G. Riess, *J. Chem. Soc., Chem. Commun.* **1975**, 678-679; b) G. Santini, M. Leblanc, J. G. Riess, *J. Organomet. Chem.* **1977**, *140*, 1-9.
- [439] T. Kitazume, N. Ishikawa, *Chem. Lett.* **1981**, 1337-1338.
- [440] R. Krishnamurti, D. R. Bellew, G. K. S. Prakash, *J. Org. Chem.* **1991**, *56*, 984-989.
- [441] N. J. O'Reilly, M. Maruta, N. Ishikawa, *Chem. Lett.* **1984**, 517-520.
- [442] C. Pooput, W. R. Dolbier, M. Medebielle, *J. Org. Chem.* **2006**, *71*, 3564-3568.
- [443] G. K. S. Prakash, Y. Wang, R. Mogi, J. Hu, T. Mathew, G. A. Olah, *Org. Lett.* **2010**, *12*, 2932-2935.
- [444] L. M. Yagupolskii, Maletina, II, N. V. Kondratenko, V. V. Orda, *Synthesis* **1978**, 835-837.
- [445] T. Umemoto, Y. Kuriu, *Tetrahedron Lett.* **1981**, *22*, 5197-5200.
- [446] T. Umemoto, Y. Kuriu, H. Shuyama, *Chem. Lett.* **1981**, 1663-1666.
- [447] T. Umemoto, O. Miyano, *Bull. Chem. Soc. Jpn.* **1984**, *57*, 3361-3362.
- [448] T. Umemoto, Y. Kuriu, O. Miyano, *Tetrahedron Lett.* **1982**, *23*, 3579-3582.
- [449] T. Umemoto, Y. Kuriu, S. Nakayama, *Tetrahedron Lett.* **1982**, *23*, 4101-4102.
- [450] T. Umemoto, Y. Kuriu, S. Nakayama, *Tetrahedron Lett.* **1982**, *23*, 1169-1172.
- [451] K. Miura, M. Taniguchi, K. Nozaki, K. Oshima, K. Utimoto, *Tetrahedron Lett.* **1990**, *31*, 6391-6394.
- [452] a) I. Rico, C. Wakselman, *J. Fluorine Chem.* **1982**, *20*, 759-764; b) I. Rico, C. Wakselman, *J. Fluorine Chem.* **1982**, *20*, 765-770.
- [453] M. T. Kolycheva, Gerus, II, V. P. Kukhar, *Amino Acids* **1993**, *5*, 99-101.
- [454] T. Takagi, M. Tamura, M. Shibakami, H. D. Quan, A. Sekiya, *J. Fluorine Chem.* **2000**, *101*, 15-17.
- [455] S. Altomonte, M. Zanda, *J. Fluorine Chem.* **2012**, *143*, 57-93.
- [456] F. Leroux, P. Jeschke, M. Schlosser, *Chem. Rev.* **2005**, *105*, 827-856.
- [457] P. Jeschke, E. Baston, F. R. Leroux, *Mini-Rev. Med. Chem.* **2007**, *7*, 1027-1034.
- [458] W. Dmowski, M. Kamiński, *J. Fluorine Chem.* **1983**, *23*, 219-228.
- [459] T. Umemoto, K. Adachi, S. Ishihara, *J. Org. Chem.* **2007**, *72*, 6905-6917.
- [460] a) R. Koller, K. Stanek, D. Stolz, R. Aardoom, K. Niedermann, A. Togni, *Angew. Chem. Int. Ed.* **2009**, *48*, 4332-4336; b) S. Fantasia, J. M. Welch, A. Togni, *J. Org. Chem.* **2010**, *75*, 1779-1782.
- [461] a) L. M. Yagupolskii, *Dokl. Akad. Nauk S.S.S.R.* **1955**, *105*, 100-102; b) N. N. Yarovenko, A. S. Vasileva, *Zh. Obshch. Khim.* **1958**, *28*, 2502-2504; c) L. M. Yagupolskii, V. I. Troitskaya, *Zh. Obshch. Khim.* **1961**, *31*, 915; d) R. Louw, P. W. Franken, *Chem. Ind. (London)* **1977**, 127-128; e) A. E. Feiring, *J. Org. Chem.* **1979**, *44*, 2907-2910; f) L. M. Yagupolskii, V. V. Orda, *Zh. Obshch. Khim.* **1964**, *34*, 1979-1984; g) J. Salome, C. Mauger, S. Brunet, V. Schanen, *J. Fluorine Chem.* **2004**, *125*, 1947-1950.
- [462] F. Mathey, J. Bensoam, *Tetrahedron Lett.* **1973**, *14*, 2253-2256.
- [463] W. A. Sheppard, *J. Org. Chem.* **1964**, *29*, 1-11.
- [464] a) M. Kuroboshi, K. Suzuki, T. Hiyama, *Tetrahedron Lett.* **1992**, *33*, 4173-4176; b) I. Ben-David, D. Rechavi, E. Mishani, S. Rozen, *J. Fluorine Chem.* **1999**, *97*, 75-78; c) K. Kanie, Y. Tanaka, K. Suzuki, M. Kuroboshi, T. Hiyama, *Bull. Chem. Soc. Jpn.* **2000**, *73*, 471-484.
- [465] B. Farbwerke Hoechst, n. Pat, *Chem. Abstr.* **1957**, *51*, 14803.
- [466] L. M. Yagupolskii, V. F. Bystrov, A. U. Stepanyants, Y. A. Fialkov, *Zh. Obshch. Khim.* **1964**, *34*, 3682.
- [467] B. Manteau, P. Genix, L. Brelot, J.-P. Vors, S. Pazenok, F. Giornal, C. Leuenberger, F. R. Leroux, *Eur. J. Org. Chem.* **2010**, 6043-6066.
- [468] A. A. Kolomeitsev, M. Vorobyev, H. Gillandt, *Tetrahedron Lett.* **2008**, *49*, 449-454.
- [469] C. Huang, T. Liang, S. Harada, E. Lee, T. Ritter, *J. Am. Chem. Soc.* **2011**, *133*, 13308-13310.
- [470] C.-P. Zhang, D. A. Vacic, *Organometallics* **2012**, *31*, 7812-7815.
- [471] F. Venturini, W. Navarrini, A. Famulari, M. Sansotera, P. Dardani, V. Tortelli, *J. Fluorine Chem.* **2012**, *140*, 43-48.
- [472] N. Santschi, A. Togni, *J. Org. Chem.* **2011**, *76*, 4189-4193.
- [473] S. Capone, I. Kietlsch, O. Floegel, G. Lelais, A. Togni, D. Seebach, *Helv. Chim. Acta* **2008**, *91*, 2035-2056.
- [474] T. Billard, N. Roques, B. R. Langlois, *J. Org. Chem.* **1999**, *64*, 3813-3820.
- [475] T. Billard, B. R. Langlois, *Tetrahedron Lett.* **1996**, *37*, 6865-6868.
- [476] C. Pooput, M. Medebielle, W. R. Dolbier, *Org. Lett.* **2004**, *6*, 301-303.
- [477] B. Langlois, D. Montegre, N. Roidot, *J. Fluorine Chem.* **1994**, *68*, 63-66.
- [478] F. Baert, J. Colomb, T. Billard, *Angew. Chem. Int. Ed.* **2012**, *51*, 10382-10385.

- [479] D. J. Adams, J. H. Clark, *J. Org. Chem.* **2000**, *65*, 1456-1460.
- [480] D. J. Adams, A. Goddard, J. H. Clark, D. J. Macquarrie, *Chem. Commun.* **2000**, 987-988.
- [481] J. H. Clark, C. W. Jones, A. P. Kybett, M. A. McClinton, J. M. Miller, D. Bishop, R. J. Blade, *J. Fluorine Chem.* **1990**, *48*, 249-255.
- [482] Q. Y. Chen, J. X. Duan, *J. Chem. Soc., Chem. Commun.* **1993**, 918-919.
- [483] G. Teverovskiy, D. S. Surry, S. L. Buchwald, *Angew. Chem. Int. Ed.* **2011**, *50*, 7312-7314.
- [484] C.-P. Zhang, D. A. Vivic, *J. Am. Chem. Soc.* **2012**, *134*, 183-185.
- [485] C.-P. Zhang, D. A. Vivic, *Chem. Asian. J.* **2012**, *7*, 1756-1758.
- [486] C. Chen, Y. Xie, L. Chu, R.-W. Wang, X. Zhang, F.-L. Qing, *Angew. Chem. Int. Ed.* **2012**, *51*, 2492-2495.
- [487] C. Chen, L. Chu, F.-L. Qing, *J. Am. Chem. Soc.* **2012**, *134*, 12454-12457.
- [488] L. D. Tran, I. Popov, O. Daugulis, *J. Am. Chem. Soc.* **2012**, *134*, 18237-18240.
- [489] K. Niedermann, N. Fröh, R. Senn, B. Czarniecki, R. Verel, A. Togni, *Angew. Chem. Int. Ed.* **2012**, 6511-6515.
- [490] W. Tyrre, *J. Fluorine Chem.* **2001**, *109*, 189-194.
- [491] M. Kuroboshi, T. Hiyama, *Tetrahedron Lett.* **1992**, *33*, 4177-4178.
- [492] W. Dmowski, M. Kaminski, *J. Fluorine Chem.* **1983**, *23*, 207-218.
- [493] M. Kuroboshi, T. Hiyama, *Tetrahedron Lett.* **1994**, *35*, 3983-3984.
- [494] M. Kuroboshi, K. Mizuno, K. Kanie, T. Hiyama, *Tetrahedron Lett.* **1995**, *36*, 563-566.
- [495] K. Niedermann, N. Frueh, E. Vinogradova, M. S. Wiehn, A. Moreno, A. Togni, *Angew. Chem. Int. Ed.* **2011**, *50*, 1059-1063.
- [496] N. Armanino, R. Koller, A. Togni, *Organometallics* **2010**, *29*, 1771-1777.
- [497] a) P. A. Bartlett, A. Otake, *J. Org. Chem.* **1995**, *60*, 3107-3111; b) R. J. Abraham, S. L. R. Ellison, P. Schonholzer, W. A. Thomas, *Tetrahedron* **1986**, *42*, 2101-2110.
- [498] a) J. F. Lontz, W. B. Happpoldt, *Ind. Eng. Chem.* **1952**, *44*, 1800-1805; b) K. L. Berry, J. H. Peterson, *J. Am. Chem. Soc.* **1951**, *73*, 5195-5197.
- [499] a) T. Allmendinger, E. Felder, E. Hungerbühler, *Tetrahedron Lett.* **1990**, *31*, 7301-7304; b) T. Allmendinger, P. Furet, E. Hungerbühler, *Tetrahedron Lett.* **1990**, *31*, 7297-7300; c) L. G. Boros, B. Decorte, R. H. Gimi, J. T. Welch, Y. Wu, R. E. Handschumacher, *Tetrahedron Lett.* **1994**, *35*, 6033-6036.
- [500] J. T. Welch, J. Lin, *Tetrahedron* **1996**, *52*, 291-304.
- [501] a) M. Schlosser, M. Zimmermann, *Synthesis* **1969**, 75-76; b) S. Hayashi, T. Nakai, N. Ishikawa, D. J. Burton, D. G. Nae, H. S. Kesling, *Chem. Lett.* **1979**, 983-986; c) D. A. Dixon, B. E. Smart, *J. Am. Chem. Soc.* **1986**, *108*, 7172-7177.
- [502] J. T. Welch, R. W. Herbert, *J. Org. Chem.* **1990**, *55*, 4782-4784.
- [503] a) G. K. S. Prakash, A. Shakhmin, M. Zibinsky, I. Ledneczi, S. Chacko, G. A. Olah, *J. Fluorine Chem.* **2010**, *131*, 1192-1197; b) L. Zhu, C. Ni, Y. Zhao, J. Hu, *Tetrahedron* **2010**, *66*, 5089-5100.
- [504] S. K. Mandal, A. K. Ghosh, R. Kumar, B. Zajc, *Org. Biomol. Chem.* **2012**, *10*, 3164-3167.
- [505] T. Kitazume, N. Ishikawa, *Chem. Lett.* **1981**, 1259-1260.
- [506] W. Zhang, W. Huang, J. Hu, *Angew. Chem. Int. Ed.* **2009**, *48*, 9858-9861.
- [507] P. Albert, J. Cousseau, *J. Chem. Soc., Chem. Commun.* **1985**, 961-962.
- [508] A. Gorgues, D. Stephan, J. Cousseau, *J. Chem. Soc., Chem. Commun.* **1989**, 1493-1494.
- [509] J. A. Akana, K. X. Bhattacharyya, P. Mueller, J. P. Sadighi, *J. Am. Chem. Soc.* **2007**, *129*, 7736-7737.
- [510] B. C. Gorske, C. T. Mbofana, S. J. Miller, *Org. Lett.* **2009**, *11*, 4318-4321.
- [511] M. Schuler, F. Silva, C. Bobbio, A. Tessier, V. Gouverneur, *Angew. Chem. Int. Ed.* **2008**, *47*, 7927-7930.
- [512] T. de Haro, C. Nevado, *Chem. Commun.* **2011**, *47*, 248-249.
- [513] a) Y. Nakamura, M. Okada, M. Koura, M. Tojo, A. Saito, A. Sato, T. Taguchi, *J. Fluorine Chem.* **2006**, *127*, 627-636; b) T. Narumi, A. Niida, K. Tomita, S. Oishi, A. Otake, H. Ohno, N. Fujii, *Chem. Commun.* **2006**, 4720-4722; c) T. Narumi, K. Tomita, E. Inokuchi, K. Kobayashi, S. Oishi, H. Ohno, N. Fujii, *Tetrahedron* **2008**, *64*, 4332-4346.
- [514] M. Bergeron, T. Johnson, J.-F. Paquin, *Angew. Chem. Int. Ed.* **2011**, *50*, 11112-11116.
- [515] J.-F. Paquin, *Synlett* **2011**, 289-293.
- [516] S. H. Lee, J. Schwartz, *J. Am. Chem. Soc.* **1986**, *108*, 2445-2447.
- [517] M. Kang, S.-A. Lee, N. Kang, B. Moon, *Bull. Korean Chem. Soc.* **2011**, *32*, 3022-3030.
- [518] Z. Y. Yang, D. J. Burton, *Tetrahedron Lett.* **1990**, *31*, 1369-1372.
- [519] H. Zhang, C.-B. Zhou, Q.-Y. Chen, J.-C. Xiao, R. Hong, *Org. Lett.* **2011**, *13*, 560-563.
- [520] V. N. Korotchenko, A. V. Shastin, V. G. Nenajdenko, E. S. Balenkova, *Tetrahedron* **2001**, *57*, 7519-7527.
- [521] a) S. A. Fuqua, W. G. Duncan, R. M. Silverstein, *J. Org. Chem.* **1965**, *30*, 1027-1029; b) S. A. Fuqua, W. G. Duncan, R. M. Silverstein, *J. Org. Chem.* **1965**, *30*, 2543-2545; c) D. G. Nae, D. J. Burton, *J. Fluorine Chem.* **1971**, *1*, 123-125; d) D. G. Nae, D. J. Burton, *Synth. Commun.* **1973**, *3*, 197-200; e) G. A. Wheaton, D. J. Burton, *J. Org. Chem.* **1983**, *48*, 917-927; f) P. Jubault, C. Feasson, N. Collignon, *Bull. Soc. Chim. Fr.* **1995**, *132*, 850-856.
- [522] S. R. Piettre, L. Cabanas, *Tetrahedron Lett.* **1996**, *37*, 5881-5884.
- [523] I. Nowak, M. J. Robins, *Org. Lett.* **2005**, *7*, 721-724.
- [524] V. G. Nenajdenko, G. N. Varseev, V. N. Korotchenko, A. V. Shastin, E. S. Balenkova, *J. Fluorine Chem.* **2003**, *124*, 115-118.
- [525] M. Pohmakotr, K. Boonkitpattarakul, W. Ieawsuwan, S. Jarussophon, N. Duangdee, P. Tuchinda, V. Reutrakul, *Tetrahedron* **2006**, *62*, 5973-5985.
- [526] a) J. S. Sabol, J. R. McCarthy, *Tetrahedron Lett.* **1992**, *33*, 3101-3104; b) G. K. S. Prakash, J. B. Hu, W. Ying, G. A. Olah, *Angew. Chem. Int. Ed.* **2004**, *43*, 5203-5206.
- [527] J. Ichikawa, Y. Ishibashi, H. Fukui, *Tetrahedron Lett.* **2003**, *44*, 707-710.
- [528] a) J. P. Begue, D. Bonnetdelpon, M. H. Rock, *Synlett* **1995**, 659-660; b) J. P. Begue, D. BonnetDelpon, M. H. Rock, *J. Chem. Soc., Perkin Trans. 1* **1996**, 1409-1413.
- [529] J. P. Begue, D. Bonnetdelpon, M. H. Rock, *Tetrahedron Lett.* **1995**, *36*, 5003-5006.
- [530] K. Fuchibe, M. Takahashi, J. Ichikawa, *Angew. Chem. Int. Ed.* **2012**, 12059-12062.
- [531] J. P. Begue, D. Bonnetdelpon, J. M. Percy, M. H. Rock, R. D. Wilkes, *J. Chem. Soc., Chem. Commun.* **1995**, 1857-1857.
- [532] T. Miura, Y. Ito, M. Murakami, *Chem. Lett.* **2008**, *37*, 1006-1007.
- [533] P. A. Morken, D. J. Burton, *J. Org. Chem.* **1993**, *58*, 1167-1172.
- [534] G. A. DeBoos, J. J. Fullbrook, W. M. Owton, J. M. Percy, A. C. Thomas, *Synlett* **2000**, 963-966.
- [535] M. Kuroboshi, N. Yamada, Y. Takebe, T. Hiyama, *Tetrahedron Lett.* **1995**, *36*, 6271-6274.
- [536] S. Martin, R. Sauvetre, J. F. Normant, *J. Organomet. Chem.* **1984**, *264*, 155-161.
- [537] C. R. Davis, D. J. Burton, *Tetrahedron Lett.* **1996**, *37*, 7237-7240.
- [538] R. P. Singh, U. Majumder, J. M. Shreeve, *J. Org. Chem.* **2001**, *66*, 6263-6267.
- [539] a) J. Bergman, O. Solin, *Nucl. Med. Biol.* **1997**, *24*, 677-683; b) H. Teare, E. G. Robins, A. Kirjavainen, S. Forsback, G. Sandford, O. Solin, S. K. Luthra, V. Gouverneur, *Angew. Chem. Int. Ed.* **2010**, *49*, 6821-6824.
- [540] K. Hamacher, H. H. Coenen, G. Stocklin, *J. Nucl. Med.* **1986**, *27*, 235-238.
- [541] a) M. Attina, F. Cacace, A. P. Wolf, *J. Chem. Soc., Chem. Commun.* **1983**, 108-109; b) G. Angelini, M. Speranza, A. P. Wolf, C. Y. Shiu, *J. Fluorine Chem.* **1985**, *27*, 177-191.
- [542] Y. S. Ding, S. J. Gatley, J. S. Fowler, N. D. Volkow, D. Aggarwal, J. Logan, S. L. Dewey, F. Liang, F. I. Carroll, M. J. Kuhar, *Synapse* **1996**, *24*, 403-407.
- [543] a) V. W. Pike, F. I. Aigbirhio, *J. Chem. Soc., Chem. Commun.* **1995**, 2215-2216; b) T. L. Ross, J. Ermert, C. Hocke, H. H. Coenen, *J. Am. Chem. Soc.* **2007**, *129*, 8018-8025.
- [544] Y. Yamada, M. Okawara, *Bull. Chem. Soc. Jpn.* **1972**, *45*, 1860-1863.
- [545] E. A. Merritt, B. Olofsson, *Angew. Chem. Int. Ed.* **2009**, *48*, 9052-9070.
- [546] a) R. Chirakal, G. Firnau, J. Couse, E. S. Garnett, *Int. J. Appl. Radiat. Isot.* **1984**, *35*, 651-653; b) M. Namavari, A. Bishop, N. Satyamurthy, G. Bida, J. R. Barrio, *Appl. Radiat. Isot.* **1992**, *43*, 989-996.
- [547] a) H. D. Frame, J. L. Huston, I. Sheft, *Inorg. Chem.* **1969**, *8*, 1549-1550; b) G. Firnau, R. Chirakal, S. Sood, E. S. Garnett, *J. Labelled Compd. Radiopharm.* **1981**, *18*, 7-8; c) C. Y. Shiu, K. C. To, A. P. Wolf, *J. Labelled Compd. Radiopharm.* **1983**, *20*, 157-162; d) F. I. Aigbirhio, V. W. Pike, R. G. Smith, C. A. Ramsden, *J. Nucl. Med.* **1998**, *39*, 231P-232P; e) N. Vasdev, B. E. Pointner, R. Chirakal, G. J. Schrobilgen, *J. Am. Chem. Soc.* **2002**, *124*, 12863-12868.

- [548] a) N. Satyamurthy, G. T. Bida, M. E. Phelps, J. R. Barrio, *Appl. Radiat. Isot.* **1990**, *41*, 733-738; b) H. Teare, E. G. Robins, E. Arstad, S. K. Luthra, V. Gouverneur, *Chem. Commun.* **2007**, 2330-2332.
- [549] F. Oberdorfer, E. Hofmann, W. Maier-Borst, *J. Labelled Compd. Radiopharm.* **1988**, *35*, 999-1006.
- [550] T. Ido, C. N. Wan, V. Casella, J. S. Fowler, A. P. Wolf, M. Reivich, D. E. Kuhl, *J. Labelled Compd. Radiopharm.* **1978**, *14*, 175-183.
- [551] G. Firna, E. S. Garnett, R. Chirakal, S. Sood, C. Nahmias, G. Schrobilgen, *Appl. Radiat. Isot.* **1986**, *37*, 669-675.
- [552] Z. Gao, Y. H. Lim, M. Tredwell, L. Li, S. Verhoog, M. Hopkinson, W. Kaluza, T. L. Collier, J. Passchier, M. Huiban, V. Gouverneur, *Angew. Chem. Int. Ed.* **2012**, 6733-6737.
- [553] E. Lee, A. S. Kamlet, D. C. Powers, C. N. Neumann, G. B. Boursalian, T. Furuya, D. C. Choi, J. M. Hooker, T. Ritter, *Science* **2011**, *334*, 639-642.
- [554] E. Lee, J. M. Hooker, T. Ritter, *J. Am. Chem. Soc.* **2012**, 17456-17458.
-

[*] Dr. T. Liang, C. N. Neumann, Prof. T. Ritter
Department of Chemistry and Chemical Biology
Harvard University
12 Oxford Street, Cambridge, MA 02138
Fax: (+1) 617-496-4591
E-mail: tliang@post.harvard.edu, cneumann@fas.harvard.edu,
ritter@chemistry.harvard.edu
Homepage: <http://www.chem.harvard.edu/groups/ritter/>

[**] ((General Annotations))

Entry for the Table of Contents (Please choose one layout)

Layout 1:

Fluorination

T. Liang, C. N. Neumann, T. Ritter*

Page – Page

Introduction of Fluorine and Fluorine-Containing Functional Groups



Fluorination chemistry is more than 100 years old, yet, it still remains a challenge today. Recent advances, to a large extent enabled by catalysis, have resulted in more efficient methods to introduce fluorine and fluorine-containing functional groups into functionalized molecules. This review focuses on new strategies for fluorination, with a brief introduction to conventional fluorination, so that the modern methods can be put into perspective.