



DIGITAL ACCESS TO SCHOLARSHIP AT HARVARD

Formation of van der Waals Molecules in Buffer-Gas-Cooled Magnetic Traps

The Harvard community has made this article openly available.
[Please share](#) how this access benefits you. Your story matters.

Citation	Brahms, Nathan, Timur V. Tscherbul, Peng Zhang, Jacek Klos, Hossein R. Sadeghpour, Alexander Dalgarno, John M. Doyle, and Thad G. Walker. 2010. Formation of van der Waals molecules in buffer-gas-cooled magnetic traps. <i>Physical Review Letters</i> 105:033001.
Published Version	doi:10.1103/PhysRevLett.105.033001
Accessed	February 19, 2015 8:53:24 AM EST
Citable Link	http://nrs.harvard.edu/urn-3:HUL.InstRepos:5125274
Terms of Use	This article was downloaded from Harvard University's DASH repository, and is made available under the terms and conditions applicable to Other Posted Material, as set forth at http://nrs.harvard.edu/urn-3:HUL.InstRepos:dash.current.terms-of-use#LAA

(Article begins on next page)

Formation of van der Waals Molecules in Buffer-Gas-Cooled Magnetic Traps

N. Brahm, ^{1,2} T. V. Tscherbul, ^{2,3} P. Zhang, ³ J. Kłos, ⁴ H. R. Sadeghpour, ³ A. Dalgarno, ^{2,3} J. M. Doyle, ^{2,5} and T. G. Walker ⁶

¹*Department of Physics, University of California, Berkeley, California 94720, USA*

²*Harvard-MIT Center for Ultracold Atoms, Cambridge, Massachusetts 02138, USA*

³*ITAMP, Harvard-Smithsonian Center for Astrophysics, Cambridge, Massachusetts 02138, USA*

⁴*Department of Chemistry and Biochemistry, University of Maryland, College Park, Maryland 20742, USA*

⁵*Department of Physics, Harvard University, Cambridge, Massachusetts 02138, USA*

⁶*Department of Physics, University of Wisconsin–Madison, Madison, Wisconsin 53715, USA*

(Received 8 March 2010; revised manuscript received 29 May 2010; published 16 July 2010; publisher error corrected 19 July 2010)

We predict that a large class of helium-containing cold polar molecules form readily in a cryogenic buffer gas, achieving densities as high as 10^{12} cm^{-3} . We explore the spin relaxation of these molecules in buffer-gas-loaded magnetic traps and identify a loss mechanism based on Landau-Zener transitions arising from the anisotropic hyperfine interaction. Our results show that the recently observed strong T^{-6} thermal dependence of the spin-change rate of silver (Ag) trapped in dense ^3He is accounted for by the formation and spin change of Ag^3He van der Waals molecules, thus providing indirect evidence for molecular formation in a buffer-gas trap.

DOI: 10.1103/PhysRevLett.105.033001

PACS numbers: 37.10.Pq, 34.50.Lf, 82.20.-w

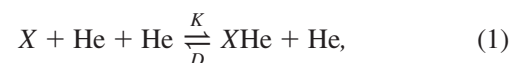
Techniques to produce, trap, and manipulate cold neutral and ionic molecules hold great promise for new discoveries within chemistry and physics. Cold molecules offer new ways to improve precision spectroscopy and measurement [1] and to explore quantum collective phenomena such as quantum magnetism [2] and high- T_c superconductivity [3]. The long-range anisotropic interactions of polar molecules in optical lattices might be tuned with electric fields, allowing for the design of robust quantum information processing [4] and quantum simulations of condensed-matter systems [5].

To date, two types of cold trapped molecules have been produced in the laboratory. The first are molecules formed via photo- and magnetoassociation from ultracold atomic gases, creating ultracold alkali dimers [6,7] and trimers [8]. The second type are stable dipolar molecules slowed or cooled from high temperatures by Stark deceleration [9] or buffer-gas cooling [10]. Here we introduce a third class of trappable molecules—van der Waals (vdW) complexes—and provide compelling theoretical support for the formation of Ag^3He heteronuclear molecules in a recent experiment, in which Ag atoms were magnetically trapped in the presence of a dense ^3He gas [11].

Weakly bound vdW complexes play a key role in chemical reaction dynamics, surface interactions, and nonlinear optical phenomena in dense atomic and molecular vapors [12–16]. In particular, vdW complexes containing He atoms have attracted special attention due to the existence of quantum halos in $^4\text{He}_2$ [14] and similar exotic many-body states in $^4\text{He}_3$ [15]. Because of their small binding energies and vulnerability to collisions, He-containing complexes have previously been observed only in the collision-free, transient conditions of supersonic jets [12].

Here we show how a wide variety of cold, trappable vdW molecules can be produced in buffer-gas-loaded magnetic traps. We provide a general model for the formation of vdW pairs and calculate expected molecular densities for a sampling of magnetically trappable species. For the specific case of AgHe , we use *ab initio* calculations of interaction potentials and hyperfine interactions, quantum collision calculations, and Monte Carlo trap simulations to compare our model with experiment. We find close quantitative agreement, lending support to our central claim that stable vdW molecules form in buffer-gas-cooled magnetic traps.

Molecular formation kinetics.—We begin by outlining the general model for the formation of $X\text{He}$ molecules via three-body collisions of a species X (atoms, molecules, or ions) with He atoms:



where K and D are the rate constants for three-body recombination and collision-induced dissociation. From this equation, we obtain the formation and dissociation kinetics:

$$\dot{n}_{X\text{He}} = -\dot{n}_X = n_X/\tau_f - n_{X\text{He}}/\tau_d, \quad (2)$$

where n_i denotes the density of species i , and the formation time τ_f and dissociation time τ_d obey $1/\tau_f = Kn_{\text{He}}^2$ and $1/\tau_d = Dn_{\text{He}}$.

In thermal equilibrium, $\dot{n}_{X\text{He}} = 0$ implies $n_{X\text{He}} = \kappa(T)n_Xn_{\text{He}}$, where the chemical equilibrium coefficient $\kappa(T) = K/D$ can be evaluated from statistical thermodynamics [17]:

$$\kappa = \frac{n_{X\text{He}}}{n_X n_{\text{He}}} = \left(\frac{h^2}{2\pi\mu k_B T} \right)^{3/2} \sum_i g_i e^{-\epsilon_i/k_B T}, \quad (3)$$

where k_B is Boltzmann's constant, T is the temperature, μ is the reduced mass of the $X\text{He}$ molecule, and $-\epsilon_i$ is the dissociation energy of molecular state i , with degeneracy g_i . Equation (3) shows that $n_{X\text{He}}$ increases exponentially as the temperature is lowered or as the binding energy of the molecule is increased. A large number of vdW complexes have binding energies that are comparable to or greater than 1 K, and thus formation is thermodynamically favored in buffer-gas-cooling experiments. (Alkali-metal-He pairs are a notable exception, having binding energies below 0.03 cm^{-1} [18].) Table I gives a sampling of candidate species for molecular production and predicted population ratios $\frac{n_{X\text{He}}}{n_X} = \kappa n_{\text{He}}$ at standard temperatures and buffer-gas densities.

The molecular density will come into equilibrium on a time scale τ_c , determined by τ_f and τ_d . From Eq. (2),

$$\tau_c^{-1} = \tau_d^{-1} + \tau_f^{-1} = D n_{\text{He}} (1 + \kappa n_{\text{He}}). \quad (4)$$

An estimate for the rate of approach to chemical equilibrium is obtained by assuming that $D \sim \sigma v e^{\epsilon/k_B T}$, with σ a typical low-temperature gas kinetic cross section and the exponential factor giving the relative probability that a colliding He atom has enough energy to dissociate the molecule. Choosing worst-case values $\sigma = 10^{-15} \text{ cm}^2$, $v = 50 \text{ m/s}$, $T = 0.3 \text{ K}$, and $n_{\text{He}} = 10^{16} \text{ cm}^{-3}$ gives $\tau_c < 20 \text{ ms}$ for species with $|\epsilon_0| < 1.4 \text{ cm}^{-1}$ and less than 400 ms for all ϵ_0 . Typical buffer-gas-trap lifetimes of seconds, therefore, indicate that the molecule population reaches equilibrium even for those species having $|\epsilon|/k_B$ larger than 1 K.

Spin stability.—We investigate the spin stability of magnetically trapped molecules, considering those formed from S -state atoms for simplicity. The Hamiltonian for the ground electronic and vibrational state of an $X\text{He}(\Sigma)$ molecule in a magnetic field of strength B is

TABLE I. Predicted ground-state energies ϵ_0 and molecular population ratios $\frac{n_{X\text{He}}}{n_X} = \kappa n_{\text{He}}$ of a few species compatible with buffer-gas-loaded magnetic traps [32–34].

Atom	State	$X^3\text{He}$		$X^4\text{He}$	
		$-\epsilon_0^a$	$\frac{n_{X\text{He}}}{n_X}^b$	$-\epsilon_0^a$	$\frac{n_{X\text{He}}}{n_X}^b$
N	$4S_{3/2}$	2.13	8.3	2.85	0.017
P	$4S_{3/2}$	2.70	91	3.42	0.046
Cu	$2S_{1/2}$	0.90	0.015	1.26	5×10^{-4}
Ag	$2S_{1/2}$	1.40	0.16	1.85	0.0016
Au	$2S_{1/2}$	4.91	3×10^6	5.87	6.14

^aEnergies in cm^{-1} : $1 \text{ cm}^{-1} \approx 1.4 \text{ K}$.

^bPopulation ratios for $n_{\text{He}} = 3 \times 10^{16} \text{ cm}^{-3}$, at 300 mK for $X^3\text{He}$ and at 700 mK for $X^4\text{He}$ molecules, for the level with energy ϵ_0 .

$$\begin{aligned} \hat{H}_{\text{mol}} = & \epsilon_N + A_X \mathbf{I}_X \cdot \mathbf{S} + \mathbf{B} \cdot (2\mu_B \mathbf{S} + \mu_X \mathbf{I}_X + \mu_{\text{He}} \mathbf{I}_{\text{He}}) \\ & + \gamma \mathbf{N} \cdot \mathbf{S} + A_{\text{He}} \mathbf{I}_{\text{He}} \cdot \mathbf{S} \\ & + c \sqrt{\frac{8\pi}{15}} \sum_{q=-2}^2 Y_{2,q}^*(\hat{r}) [\mathbf{I}_{\text{He}} \otimes \mathbf{S}]_q^{(2)}, \end{aligned} \quad (5)$$

where ϵ_N are the rotational energy levels, \mathbf{N} is the rotational angular momentum, \mathbf{S} is the electron spin, γ is the spin-rotation constant, \mathbf{I}_X is the nuclear spin of X with moment μ_X , A_X is the atomic hyperfine constant, and μ_B is the Bohr magneton. The last two terms in Eq. (5) describe the isotropic and anisotropic hyperfine interaction of \mathbf{S} with a ^3He nuclear spin \mathbf{I}_{He} . We neglect the weak anisotropic component of the $\mathbf{I}_X - \mathbf{S}$ interaction.

The typical trap used for buffer-gas cooling is a magnetic quadrupole, with $|B| = 0$ at the center, linearly increasing to a few Tesla at the edge. The weak-field-seeking states of both the atoms and the molecules are stably confined in such a trap.

Collisions with free He atoms can cause loss of the trapped $X\text{He}$ molecules [19]. The coherence of the precessing electronic spin is lost in the collision, and the internal $\mathbf{N} - \mathbf{S}$ and $\mathbf{I}_{\text{He}} - \mathbf{S}$ interactions can cause spin relaxation, with the Zeeman energy released into the kinetic energy of the collision complex. However, the B field strongly decouples the electron spin from other internal angular momenta. The probability to suffer spin relaxation in a collision due to an interaction of the form $a\mathbf{J} \cdot \mathbf{S}$, after averaging over the trap distribution of magnetic fields, is $p = \frac{a^2 \langle J(J+1) \rangle}{24(k_B T)^2}$. Estimates of γ , A_{He} , and c , all on the order

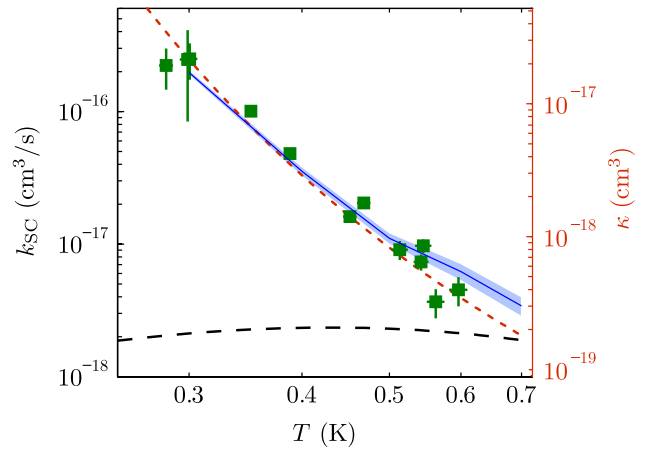


FIG. 1 (color online). Experimentally observed $\text{Ag} - ^3\text{He}$ spin-change rate coefficients (squares), compared with the atomic spin-relaxation model (dashed line), and molecular spin-change rate coefficients, obtained from Monte Carlo simulations (solid line, shaded area indicates 68% C.L.). The simulations were used to fit for the Ag^3He binding energy at the 380 mK datum, yielding $\epsilon_0 = -1.53 \pm 0.08 \text{ cm}^{-1}$. Also shown is a comparison to the chemical equilibrium coefficient $\kappa(T)$ (dotted line, right axis).

of a few megahertz [20], give $p \sim 10^{-9}$, far too small to be a significant factor for trap lifetimes.

We have identified a spin-relaxation mechanism, due to adiabatic transitions at avoided level crossings induced by the anisotropic hyperfine interaction, explained in depth in our discussion of AgHe below. While this is the dominant loss process for certain $X^3\text{He}$ pairs, we find that trap lifetimes ≥ 1 s are still achievable for Σ -state vdW heteronuclear molecules formed in buffer-gas traps.

Ag³He molecules.—We will now sketch our analysis for the case of Ag³He. Recently, we reported on the trapping of Ag atoms in a ³He buffer gas [11]. The observed Ag spin-change rate decreased by almost 2 orders of magnitude as temperature was increased from 300 to 700 mK; the data are reproduced in Fig. 1.

To analyze the trap loss of Ag³He, we first calculated the potential energy curve to an expected accuracy of 10%, shown in Fig. 2(a). We employed the partially spin-restricted coupled cluster method with single, double, and perturbative triple excitations [21] as implemented in the MOLPRO suite of programs [22]. The potential supports one vibrational bound state, with $N = 0, 1, 2$ at energies $\epsilon_N = -1.40, -1.04, -0.37$ cm⁻¹, and a quasibound $N = 3$ state at $\epsilon_3 = 0.48$ cm⁻¹, with a calculated lifetime of 1 ns. The molecular hyperfine constants were evaluated as a function of internuclear distance r by using a highly correlated density functional theory approach [23]. The values, averaged over the ground-state molecular wave function, are $A_{\text{He}} = -0.9$ MHz and $c = 1.04$ MHz. The Zeeman spectrum of Ag³He, consisting of identical hyperfine manifolds for each rotational level, is shown in Fig. 2(b).

We estimate the Ag³He formation rate constant K by assuming that pairs first form in the $N = 3$ scattering resonance and are subsequently quenched by rotational

relaxation in additional collisions with He. Using the resonant recombination model described in Ref. [24], we calculate values for K between 0.8 and 1.0×10^{-31} cm⁶/s, for T between 0.3 and 0.7 K, giving an equilibration time of ≤ 10 ms for all T and n_{He} in the experiment.

To calculate the spin-relaxation rate due to Ag – ³He collisions, we performed scattering calculations over the experimental temperatures and magnetic fields by using the rigorous quantum formalism developed in Refs. [23,25]. We set an upper bound on the spin-rotation constant $\gamma \leq 1.6$ MHz by scaling up the general formula from Ref. [20] to match the observed relaxation at 0.7 K. We then averaged the relaxation rate coefficients over the trap field and thermal collision energy distribution [26,27] to produce the dashed curve shown in Fig. 1.

The calculated rate constant shows only a weak temperature dependence and exhibits marked disagreement with the experimental data below 0.6 K, suggesting that the observed loss rates *cannot* be explained by atom-atom collisions. We have also considered the Ag³He – ³He collisional relaxation mechanism and, as expected from the estimates above, find it far too small to explain the experimental results (see [23]).

Adiabatic transitions.—We finally consider the possibility of adiabatic transitions resulting from avoided crossings between the low-field-seeking $N = 0$ and high-field-seeking $N = 2$ Zeeman levels, shown in Fig. 2(c). At a magnetic field of 1.06 T, the anisotropic hyperfine interaction couples these levels, causing avoided crossings [28] with splittings ranging from 155 to 380 kHz. Trapped AgHe molecules crossing this magnetic field can experience a spin flip, causing the molecule to be expelled from the magnetic trap. We model this process as a Landau-Zener-type adiabatic transition with probability

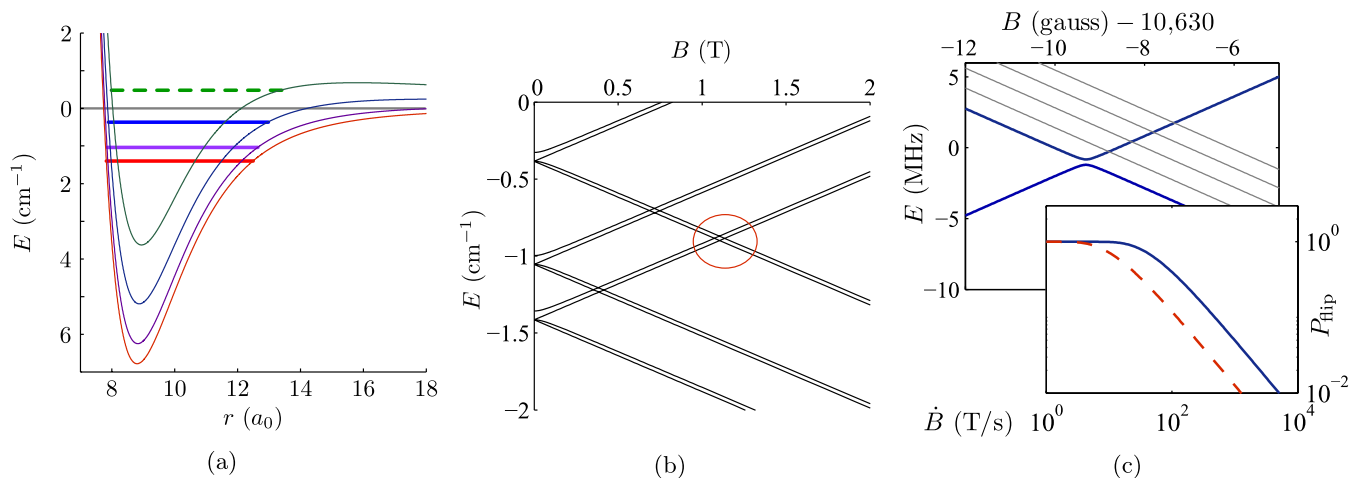


FIG. 2 (color online). (a) *Ab initio* potential energy curve for Ag³He ($^2\Sigma^+$), showing the three bound $N = 0, 1, 2$ molecular states (solid lines) and the quasibound $N = 3$ state (dashed line). (b) Zeeman level spectrum of Ag³He (circle indicates region of avoided crossings). (c) Avoided level crossing between the $|N, m_N, m_S, m_{I\text{Ag}}, m_{I\text{He}}\rangle = |0, 0, 1/2, -1/2, 1/2\rangle$ and $|2, 2, -1/2, -1/2, -1/2\rangle$ states. The inset shows the spin flip probability as a function of \dot{B} for crossings with 380 kHz splittings (solid line) and 190 kHz splittings (dashed line).

$$p_{\text{flip}} = 1 - \exp\left(-\frac{\pi V^2}{\hbar \mu_B \vec{v} \cdot \vec{\nabla} B}\right), \quad (6)$$

which depends on the coupling strength V , the molecular translational velocity \vec{v} , and the magnetic field gradient $\vec{\nabla} B$. p_{flip} versus $\dot{B} = |\vec{v} \cdot \vec{\nabla} B|$ is shown in Fig. 2(c).

To understand how these transitions lead to an anomalous loss of Ag atoms, we use a direct simulation Monte Carlo approach [26,29]. For each temperature, 40000 trapped Ag and Ag³He are simulated under the effects of the magnetic trapping field and hard-sphere collisions with the ³He gas, with elastic collision probabilities calculated by using the *ab initio* AgHe potential energy in Fig. 2(a). Each collision has a probability to cause molecular formation or dissociation according to the rate coefficients K and $D = K/\kappa$, respectively. We fit the results of the simulation to the measured spin-change rate at 380 mK, extracting a value for ϵ_0 of $-1.53 \pm 0.08 \text{ cm}^{-1}$, indicating a theoretical underestimation of the potential depth on the order of 10%. Using this fit potential, we then simulated the spin-change rate versus temperature, finding agreement to the data over 2 orders of magnitude without further fitting.

We note that, under typical experimental conditions, $n_X, n_{X\text{He}} \ll n_{\text{He}}$, and the formation rate of X_2 dimers is negligible. Moreover, the experimental temperature far exceeds the 1 mK binding energy of ⁴He₂, ruling out the possibility for the formation of He dimers, and n_{He} is too low to produce the large He clusters that are found in supersonic expansions [30]. For many species $X\text{He}_{p>1}$ clusters may also form. The equilibrium density of these clusters is set by thermodynamics and can be made negligible by raising the system temperature.

In summary, our kinetic model for vdW pair formation and relaxation shows that weakly bound atom-He heteronuclear molecules can form in copious quantities in buffer-gas-cooling experiments at sub-kelvin temperatures. By performing quantum calculations of Ag – ³He interactions and dynamics and identifying the trap loss mechanism for vdW molecules, we have explained the marked, heretofore unexplained, thermal dependence of buffer-gas-trapped Ag spin relaxation. The observed lack of thermal dependence of Cu spin relaxation is explained by the low equilibrium density of CuHe (see Table I).

The molecules that we predict will form in buffer-gas experiments are trappable and slightly polar, with dipole moments $\sim 0.02 \text{ D}$. It may be possible to prevent dissociation of the molecules by quickly reducing the He density—cryogenic valves can remove He in 40 ms [31]. Were this performed with 300 mK Ag at a density of 10^{13} cm^{-3} , chemical equilibrium would be lifted at $n_{\text{He}} < 10^{15} \text{ cm}^{-3}$, yielding a trapped sample of Ag³He at a density of $7 \times 10^{10} \text{ cm}^{-3}$.

We acknowledge stimulating discussions with A. A. Buchachenko and Y. S. Au. We are grateful for grants from the DOE Office of Basic Energy Science and NSF

to the Harvard-MIT CUA (NSF Grant No. PHY-0757157), ITAMP at the Harvard-Smithsonian Center for Astrophysics, the University of Wisconsin, and Millard Alexander at UMD (NSF Grant No. CHE-0848110).

- [1] *Cold Molecules: Theory, Experiment, Applications*, edited by R. V. Krems, W. C. Stwalley, and B. Friedrich (CRC Press, New York, 2009).
- [2] R. Barnett, D. Petrov, M. Lukin, and E. Demler, *Phys. Rev. Lett.* **96**, 190401 (2006).
- [3] S. Trotzky *et al.*, *Science* **319**, 295 (2008).
- [4] D. DeMille, *Phys. Rev. Lett.* **88**, 067901 (2002).
- [5] I. Bloch, *Nature (London)* **453**, 1016 (2008).
- [6] A. J. Kerman, J. M. Sage, S. Sainis, T. Bergeman, and D. DeMille, *Phys. Rev. Lett.* **92**, 033004 (2004).
- [7] S. Ospelkaus *et al.*, *Nature Phys.* **4**, 622 (2008).
- [8] T. Kraemer *et al.*, *Nature (London)* **440**, 315 (2006).
- [9] H. L. Bethlem, G. Berden, and G. Meijer, *Phys. Rev. Lett.* **83**, 1558 (1999).
- [10] W. C. Campbell, E. Tsikata, H.-I. Lu, L. D. vanBuuren, and J. M. Doyle, *Phys. Rev. Lett.* **98**, 213001 (2007).
- [11] N. Brahmms *et al.*, *Phys. Rev. Lett.* **101**, 103002 (2008).
- [12] D. H. Levy, *Annu. Rev. Phys. Chem.* **31**, 197 (1980).
- [13] J. M. Hutson, *Annu. Rev. Phys. Chem.* **41**, 123 (1990).
- [14] R. E. Grisenti *et al.*, *Phys. Rev. Lett.* **85**, 2284 (2000).
- [15] R. Brühl *et al.*, *Phys. Rev. Lett.* **95**, 063002 (2005).
- [16] S. G. Grebenev, J. P. Toennies, and A. F. Vilesov, *Science* **279**, 2083 (1998).
- [17] F. Reif, *Fundamentals of Statistical and Thermal Physics* (McGraw-Hill, New York, 1965).
- [18] U. Kleinekathöfer, M. Lewerenz, and M. Mladenović, *Phys. Rev. Lett.* **83**, 4717 (1999).
- [19] C. C. Bouchiat and M. A. Bouchiat, *Phys. Rev. A* **2**, 1274 (1970).
- [20] T. G. Walker, J. H. Thywissen, and W. Happer, *Phys. Rev. A* **56**, 2090 (1997).
- [21] P. J. Knowles, C. Hampel, and H.-J. Werner, *J. Chem. Phys.* **99**, 5219 (1993); **112**, E3106 (2000).
- [22] H.-J. Werner *et al.*, MOLPRO (2008), <http://www.molpro.net>.
- [23] T. V. Tscherbul *et al.* (to be published).
- [24] R. E. Roberts, R. B. Bernstein, and C. F. Curtiss, *Chem. Phys. Lett.* **2**, 366 (1968).
- [25] T. V. Tscherbul *et al.*, *Phys. Rev. A* **78**, 060703(R) (2008).
- [26] N. Brahmms, Ph.D. thesis, Harvard University, 2008.
- [27] J. B. Hasted, *Physics of Atomic Collisions* (Butterworth, Washington, DC, 1964).
- [28] T. V. Tscherbul, J. Klos, L. Rajchel, and R. V. Krems, *Phys. Rev. A* **75**, 033416 (2007).
- [29] E. Oran, C. Oh, and B. Cybyk, *Annu. Rev. Fluid Mech.* **30**, 403 (1998).
- [30] F. Stienkemeier, W. E. Ernst, J. Higgins, and G. Scoles, *J. Chem. Phys.* **102**, 615 (1995).
- [31] J. G. E. Harris *et al.*, *Europhys. Lett.* **67**, 198 (2004).
- [32] H. Partridge, J. R. Stallcop, and E. Levin, *J. Chem. Phys.* **115**, 6471 (2001).
- [33] F. Cargnoni, T. Kus, M. Mella, and R. J. Bartlett, *J. Chem. Phys.* **129**, 204307 (2008).
- [34] R. V. Krems *et al.*, *Phys. Rev. Lett.* **94**, 013202 (2005).