



# DIGITAL ACCESS TO SCHOLARSHIP AT HARVARD

## Recent Progress Toward the Templated Synthesis and Directed Evolution of Sequence-Defined Synthetic Polymers

The Harvard community has made this article openly available. [Please share](#) how this access benefits you. Your story matters.

<b>Citation</b>	Brudno, Yevgeny, and David R. Liu. 2009. Recent progress toward the templated synthesis and directed evolution of sequence-defined synthetic polymers. <i>Chemistry and Biology</i> 16, no. 3: 265-276.
<b>Published Version</b>	<a href="https://doi.org/10.1016/j.chembiol.2009.02.004">doi:10.1016/j.chembiol.2009.02.004</a>
<b>Accessed</b>	February 17, 2015 6:59:39 PM EST
<b>Citable Link</b>	<a href="http://nrs.harvard.edu/urn-3:HUL.InstRepos:2958222">http://nrs.harvard.edu/urn-3:HUL.InstRepos:2958222</a>
<b>Terms of Use</b>	This article was downloaded from Harvard University's DASH repository, and is made available under the terms and conditions applicable to Open Access Policy Articles, as set forth at <a href="http://nrs.harvard.edu/urn-3:HUL.InstRepos:dash.current.terms-of-use#OAP">http://nrs.harvard.edu/urn-3:HUL.InstRepos:dash.current.terms-of-use#OAP</a>

*(Article begins on next page)*

**Recent Progress Towards the Templated Synthesis and Directed Evolution  
of Sequence-Defined Synthetic Polymers**

Yevgeny Brudno and David R. Liu<sup>\*</sup>

\*Department of Chemistry and Chemical Biology and the Howard Hughes Medical Institute

12 Oxford Street

Harvard University

Cambridge, MA 02138

E-mail: [drliu@fas.harvard.edu](mailto:drliu@fas.harvard.edu)

## **Abstract**

Biological polymers such as nucleic acids and proteins are ubiquitous in living systems, but their ability to address problems beyond those found in nature is constrained by factors such as chemical or biological instability, limited building-block functionality, bioavailability, and immunogenicity. In principle, sequence-defined synthetic polymers based on non-biological monomers and backbones might overcome these constraints; however, identifying the sequence of a synthetic polymer that possesses a specific desired functional property remains a major challenge. Molecular evolution can rapidly generate functional polymers but requires a means of translating amplifiable templates such as nucleic acids into the polymer being evolved. This review covers recent advances in the enzymatic and non-enzymatic templated polymerization of non-natural polymers and their potential applications in the directed evolution of sequence-defined synthetic polymers.

## **Introduction**

### *Biological Polymers: Evolvable But Structurally Narrow*

Living systems must solve an enormous number of chemical challenges in order to sustain life. These challenges include the replication of genetic information and the translation of this information into functional molecules that mediate biological processes and maintain cellular structure. The molecular solutions to these challenges are predominantly sequence-defined biological polymers and the biosynthetic products that arise from their action.

The properties of DNAs, RNAs, and proteins are well-suited to meet the diverse chemical needs of living systems. These biopolymers can exhibit a strong propensity to adopt stable three-dimensional structures in the aqueous, roughly neutral environment of most organisms. The folded state of these structures enables the precise positioning of functional groups in ways that might otherwise be enthalpically or entropically disfavored. The precise arrangement of functional groups, in turn, enables biological polymers to exhibit their remarkable binding and catalytic properties and allows them to interact with molecules of virtually every scale.

The ability to form well-folded structures, however, is not sufficient to explain the dominance of DNA, RNA, and proteins in biology. Among the many ways to construct a sequence-defined polymer,  $\alpha$ -peptides and nucleotides are not the only solutions that can form higher-order structures. Many different varieties of foldable polymers (“foldamers”), including  $\beta$ -peptides and nucleic acid analogs, are known to adopt stable secondary, tertiary and even quaternary structures [1, 2].

Instead, the dominance of DNA, RNA, and proteins among biological molecules with complex functional capabilities is almost certainly a consequence of their ability to evolve in the molecular context of biotic systems. A biological polymer with favorable functional properties, such as the ability to catalyze a reaction essential to life, increases the probability that the

information carrier encoding its structure survives and replicates. This information is gradually diversified through mutation and recombination, then translated into a new generation of related polymer variants to complete the cycle of evolution. This ability of biopolymers to be translated from an information carrier (DNA or RNA) that can replicate and mutate (Figure 1A) allows them to explore sequence space in a manner guided by their functional capabilities. Compared with a random, non-directed exploration of sequence space, an evolution-directed search of sequence space can dramatically reduce the number of non-functional biopolymers that must be generated before a functional variant emerges [3, 4].

Despite these remarkable features, the structures of DNA, RNA, and proteins are constrained in ways that limit their usefulness in many therapeutic, diagnostic, and research applications. Biological polymers can be unstable to chemical conditions such as extreme pH or ion concentrations and solvent composition that lie outside of those typically found in living organisms. DNA, RNA, and proteins are also vulnerable to degradation by nuclease and protease enzymes. Moreover, therapeutic protein and peptides introduced into a foreign host can provoke problematic immune responses. The therapeutic application of nucleic acids and proteins also suffers from delivery challenges, as most biological macromolecules are unable to cross the cell membrane and exhibit poor bioavailability.

#### *Synthetic Polymers: Structurally Broad, But Not Evolvable*

Sequence-defined polymers produced through chemical synthesis can overcome many of the constraints that limit the usefulness of biological polymers. Access to a much wider potential set of backbones and building blocks might allow researchers to create synthetic polymers that have enhanced mechanical strength or flexibility, have sophisticated optical properties, are able to conduct electricity, or are resistant to chemical or biological degradation. In addition,

scientists could introduce building blocks into synthetic polymers with functional groups known to sense specific molecules [5-7], serve as biophysical probes [6], or catalyze specific reactions [8]. The ability of synthetic polymers to interact with biological systems can likewise be engineered to confer adhesion to certain tissues [9-12], biodegradation [13, 14], or cytotoxicity [15-18]; conversely, synthetic polymers can be made bio-orthogonal by the appropriate choice of building blocks to limit undesired interference with cellular processes [19, 20].

A major challenge to fully realizing the potential of a given type of synthetic polymer is determining the appropriate building-block sequence that can confer a desired functional property. Significant recent advances have been achieved in the *de novo* design of RNA [21], proteins [22], and synthetic foldamers [23-25]. Some of the most successful recent examples of protein design [26-28], however, are based on models trained using empirical three-dimensional structural data that is not available for virtually all non-biological polymers. The *de novo* design of sequence-defined polymers (synthetic or biological) with tailor-made structural or functional properties remains a difficult problem due to factors such as unpredictable conformational changes, unforeseen solvent interactions, and unknown stereoelectronic requirements [29-31].

### *Evolvable Synthetic Polymers*

The highly effective evolution-based approach to generating functional polymers in the laboratory has historically been limited to two types of molecules— proteins and nucleic acids— because for decades they were the only polymers that could be translated from the information in DNA or RNA. Methods to translate nucleic acids into non-natural polymers would enable synthetic polymers to be diversified using mutagenesis and recombination, directly selected for desired binding or catalytic properties, and amplified by replicating the information encoding active molecules similar to the way that nature evolves proteins (Figure 1B).

In this article we will review recent advances in the enzymatic and non-enzymatic synthesis of sequence-defined non-natural polymers through templated polymerization. These developments represent promising ways to translate nucleic acids into polymers not limited to those used by living systems. The first half of this review focuses on non-natural polymers created with the aid of DNA and RNA polymerases and the ribosome. The second half reviews efforts to translate information carriers into synthetic polymers in a sequence-specific manner without the aid of, and the constraints imposed by, biosynthetic enzymes.

### **Enzyme-Mediated Templated Synthesis of Non-Natural Polymers**

#### *Polymerase-Catalyzed Synthesis of Base-Modified Nucleic Acids*

As nucleic acids have become increasingly important as sensors [32-34], potential therapeutics [35-37], and cellular probes [38], numerous polymerase-compatible modifications have been investigated to increase chemical and biological stability and to confer other functional improvements.

The enzyme-mediated polymerization of nucleotide triphosphates with altered base-pairing groups has been the subject of considerable research. The impetus for much of this work has been to study nucleic acid duplex stability and the function of DNA and RNA polymerases and has been reviewed recently [39-43]. The discovery of novel, polymerase-compatible nucleic acid bases has created interest in synthetic polymers that might contain higher densities of information than DNA or RNA, or ones that may even be used in orthogonal transcription systems. Scientists have also sought to increase the chemical diversity of oligonucleotides by incorporating chemical functionalities that are not present in natural RNA and DNA into nucleotide triphosphates. In this manner, more than 100 functionalized nucleotides have been incorporated into DNA and RNA, including those containing nucleophilic groups such as amines

and thiols, electrophilic groups such as acrylates and aldehydes, proton donors and acceptors such as imidazole, pyridine, and guanidinium groups, and reactive groups such as cyanoborohydride. Many of these efforts are summarized in Figure 2; this area has also been reviewed recently [42, 44-48].

### *Polymerase-Catalyzed Synthesis of Backbone-Modified Nucleic Acids*

A more extreme form of polymer modification involves replacing or modifying the phosphate-ribose nucleic acid backbone. For example, modification of the 2' hydroxyl group of RNA increases the stability of RNA and confers nuclease resistance. A number of different 2' groups have been successfully incorporated in a sequence-specific manner using polymerase enzymes including fluoro-, amino-, methoxy-, and amido-ribonucleotides (Figure 3A). As a result of these advances, the discovery of aptamers from libraries of 2'-modified ribonucleotides has recently been achieved [49-51].

In their study into the mechanism of Klenow DNA Polymerase, Marx and coworkers were able to incorporate building blocks containing alkyl groups at the 4' position [52]. Several modifications at the 4' position were studied as possible HIV reverse transcriptase inhibitors, including the azide [53], alkyne [54], acyl [55, 56] moieties (Figure 3A).

The polymerase-mediated incorporation of backbones that do not contain a ribose group has also been reported. The incorporation of anhydrohexitol nucleic acid (HNA) and anhydroaltritol (ANA) opposite DNA or RNA templates was studied by Herdewijn and coworkers (Figure 3B) [57-59]. They found that between four and six hexitol nucleotides could be incorporated selectively into an extending primer by various DNA and RNA polymerases, and as many as 15 hexitol monomers could be appended by the enzyme terminal transferase [60]. Herdewijn and coworkers also studied the enzyme-mediated polymerization of cyclohexenyl



nucleic acid purinotide triphosphates (Figure 3B, cyclohexenyl) and demonstrated the sequence-specific polymerization of these nucleotides opposite DNA templates containing T and C. The authors observed the polymerization of up to seven consecutive non-natural nucleotides [61].

The Szostak and Herdewijn groups studied the transcription of threose nucleic acids (TNA) from DNA templates (Figure 3B, threose) [62-64]. TNA binds tightly to RNA and DNA and has a simpler backbone, leading some researchers to speculate that it may have served a role in the prebiotic world [65]. Szostak and coworkers investigated the kinetics of TNA synthesis and identified “Terminator” DNA polymerase as a particularly privileged enzyme for the efficient polymerization of TNA triphosphates [66]. Subsequent efforts have led to “transcribed” TNA oligomers of at least 80 consecutive nucleotides using this enzyme [67] and the demonstration of an *in vitro* selection system that in principle can be used to select for TNA aptamers and ribozymes [68]. Meggers and coworkers simplified the phosphate-sugar backbone to its barest minimum through the synthesis and characterization of glycerol nucleic acids (GNA) [69]. Szostak and coworkers were able to show the sequence-specific enzyme-catalyzed incorporation of a single GNA nucleotide triphosphate (Figure 3B, glycerol) [70].

Wengel, Kuwahara, and their respective coworkers recently described the enzymatic polymerization of locked nucleic acid (LNA) triphosphates on DNA and RNA templates (Figure 3B, locked) [71-74]. LNAs are already routinely incorporated into DNA and RNA oligonucleotides through solid-phase synthesis and can increase the stability of double-stranded nucleic acids by preorganizing the DNA backbone [75]. The discovery that LNA nucleotides can be incorporated enzymatically may enable the study of conformationally locked nucleic acids in large RNA molecules or the generation of aptamers with improved stability. Kuwahara and coworkers also studied the enzymatic polymerization of other 2'-4' bridged nucleic acid triphosphates (Figure 3B, bridged) [74].

In addition to substituting the sugar group of the backbone, the phosphate group has also been the focus of recent efforts to generate sequence-defined non-natural polymers using polymerase enzymes. As the site of most chemical and enzymatic degradation of oligonucleotides, the phosphodiester group has been replaced with a number of analogs that offer increased stability. Phosphate-backbone substitutions, in which one of the non-bridging oxygen atoms is replaced, can confer greater nuclease resistance, lipophilicity, and polarizability. Most polymerases will accept substitutions in only one of the two enantiotopic non-bridging oxygen atoms of the phosphate. All-phosphorothioate oligonucleotides have been generated by enzymatic transcription of DNA with sulfur-containing nucleotide triphosphates. Selections from enzyme-generated libraries containing phosphorothioate backbones have successfully yielded aptamers [76-79].

In a similar manner, an oxygen atom in the phosphate group can also be replaced with selenium to form phosphoroselenoate oligonucleotides [80]. Phosphoroselenoates can aid in the analysis of nucleic acid crystallography [81]. Shaw and coworkers demonstrated that 5'( $\alpha$ -P-borano) nucleotide triphosphates are excellent substrates for DNA polymerases [82-85]. Borane-containing oligonucleotides show increased resistance to nuclease degradation. In addition, aptamers and oligonucleotides containing boron may be used in combination with boron neutron capture therapy as activatable radiotherapeutics against tumors [86]. Burke and coworkers recently reported a boron-containing aptamer to ATP that requires the borane group in order to function [87]. Petkov and coworkers reported the incorporation of methylphosphono nucleotide triphosphate where one of the oxygens on the phosphate is replaced with a methyl group [88]. *E. coli* DNA polymerase 1 was found to mediate the sequence-specific synthesis of methylphosphodiester nucleic acids. Phosphoramidates, in which one bridging oxygen is replaced with a nitrogen, have also been incorporated into DNA [89]. Unlike phosphodiester

bonds, the phosphate-amine bond in phosphoramidate oligonucleotides can be cleaved with mild acid [90], potentially opening the way for novel sequencing methods [89]. Wolfe and coworkers have demonstrated a method in which the incorporation of a ribonucleotide before the phosphoramidate linkage allows for cleavage of an oligonucleotide only at specific dinucleotides [91]. Representative examples of enzymatically synthesized nucleic acids containing phosphate replacements are shown in Figure 4.

### *Ribosome-Based Generation of Non-Natural Polymers*

The ribosomal machinery creates oligomers through the RNA-templated coupling of activated amino acids. Several groups have taken advantage of this natural translation machinery to create novel biopolymers. Initial work pioneered by Schultz, Benner, Hecht, Chamberlain, and their respective coworkers [92-95] focused on incorporating non-natural amino acids site-specifically into existing proteins by using chemical [96, 97] or enzymatic [98] aminoacylation of amber suppressor tRNAs. These methods have been extensively reviewed [99-101].

A limitation of nonsense suppression methods is the inability to simultaneously and independently direct the incorporation of more than two non-natural amino acids. Reassignment of sense codons to non-natural amino acids allows the incorporation of multiple amino acids in the same peptide. The PURE (protein synthesis using recombinant elements) system developed by Ueda and coworkers uses *in vitro* translation from purified recombinant factors derived from *E. coli*. [102] As a result, the PURE system enables the withdrawal of aminoacyl-tRNA synthetases and amino acids from the reconstituted translation mixture and therefore the reassignment of multiple codons to non-natural amino acids [103]. The PURE system was used to prepare polypeptides containing between one and three different *N*-alkylated amino acids [104-107]. Suga and coworkers integrated PURE with “flexizymes” [108], ribozymes that

acylate tRNAs, to enable the synthesis of more complex nonproteinogenic peptides. Using this combination of methods, Suga and coworkers demonstrated the single incorporation of 15 different *N*-methyl amino acids (Figure 5) and the multiple incorporation of six different *N*-methyl amino acids in response to arbitrarily chosen codons in a 12- or 15-amino acid peptide [109, 110].

The powerful combination of PURE and flexizymes allowed Suga and coworkers to polymerize 12 different  $\alpha$ -hydroxy acids in combination to create polyesters up to 12 units long and containing up to three different side chains (Figure 5) [111, 112]. The authors reason that their inability to create longer polyesters might be due to the poor affinity of elongation factor Tu (EF-Tu) for  $\alpha$ -hydroxy amino acylated tRNAs, suggesting that modification of EF-Tu or the ribosome might allow the synthesis of longer polymers. This work and similar studies have recently been highlighted in an excellent review [113]. Representative cases for ribosomally synthesized non-natural polymers are shown in Figure 5.

#### *Altering Natural Polymerase and Ribosomal Machinery to Accept Non-Natural Building Blocks*

Although a variety of non-natural polymers have been created using existing enzymes, progress using this approach can be hampered by the low efficiency with which natural polymerases or ribosomes incorporate non-natural monomers that differ significantly from natural building blocks. To overcome this problem, some groups have increased the promiscuity of natural systems and improved the ability of polymerases and ribosomes to accept modified building blocks. Romesberg and coworkers have reviewed progress in evolving polymerases to accept a wide range of modified nucleotides [114, 115].

Altering the building-block specificity of ribosomes appears to be a more difficult problem. Unlike polymerase enzymes, the ribosome consists of many large and intimately

integrated RNA and protein molecules functioning together. Nevertheless, a few examples of ribosome modification for the creation of new materials have been reported. Hecht and coworkers have modified the peptidyl transferase center on the ribosome to permit the incorporation of (D)-amino acids into proteins [116, 117] (Figure 5). This approach may one day enable the enzymatic synthesis of all-(D) proteins. Chin and coworkers evolved an orthogonal ribosome-termination factor pair that is independent of the *E. coli* translational machinery and shows an improved ability to incorporate *p*-benzoyl-(L)-phenylalanine into proteins [118].

Modifying non-ribosomal proteins involved in ribosomal translation may also lead to improved non-natural amino acid incorporation. Ohtsuki and coworkers rationally engineered an EF-Tu variant that enhanced the incorporation of amino acids containing bulky aromatic groups [119].

### **Non-Enzymatic Translation of Nucleic Acids Into Synthetic Polymers**

Sequence-defined polymers generated through biosynthetic pathways are limited to those made of building blocks compatible with machinery such as the ribosome or polymerase enzymes. Despite significant advances that augment the structural diversity of biosynthetic proteins and nucleic acids (many of which are reviewed in this article), arbitrary building-block structures cannot in general be accommodated by the biosynthetic machinery or by known variants of these enzymes, limiting the structural and functional diversity of biosynthesized polymers.

An alternative approach to translating information carriers into non-natural polymers does not use polymerase enzymes or the ribosome but instead relies on non-enzymatic template-directed polymerization. The impetus for the earliest studies in enzyme-free templated

polymerizations was to understand chemical routes by which information could be copied in a prebiotic world preceding the advent of proteins. In a series of seminal studies, Orgel and coworkers demonstrated non-enzymatic template-directed synthesis of oligoribonucleotides on complementary oligonucleotides [120-126]. These findings have been expanded to include non-natural templates [127-132].

### *Non-Enzymatic Synthesis of Polymers Containing Ribose Analogs*

One notable challenge facing the RNA world hypothesis has been the prebiotic synthesis of  $\beta$ -ribofuranoside-5'-phosphates. This difficulty has led researchers to hypothesize that other information-carrying molecules, the components of which might be more easily formed than those of RNA, may have preceded RNA [65, 133]. To understand the choice of ribose and deoxyribose in natural systems, Eschenmoser and coworkers systematically investigated structural alternatives to RNA [134]. Their work led to the discovery of a set of non-natural nucleic acids that efficiently form duplex structures with RNA and DNA and thereby demonstrated that natural nucleic acids are not unique in their ability to form stable, sequence-specific double-stranded structures. Orgel and coworkers reported the template-directed polymerization of some of these non-natural nucleic acids using 2-methylimidazole-activated hexitol and altritol guanosine monomers [130] to make hexitol- and altritol- nucleic acids (HNAs and ANAs, respectively). HNA and ANA oligomers (Figure 6) form antiparallel duplexes with complementary DNA or RNA oligomers with structures that closely resemble that of A-form double stranded nucleic acids [135-138]. The authors found it difficult to create HNA or ANA oligomers longer than tetramers by template-directed polymerization, which suggests that not all monomers that form stable double-helical polymers necessarily undergo efficient templated oligomerization.

Orgel and coworkers discovered that an oligo-cytosine peptide nucleic acid (PNA) template facilitates the polymerization of activated guanosine RNA nucleotides, although the reaction is less regioselective for the formation of native 3'-5' bonds than the templated polymerization using RNA templates [139]. The researchers extended the approach of PNA-templated RNA polymerization to the adenine, cytosine and thymine nucleotides and demonstrated that the polymerization proceeds in a sequence-specific manner [132]. Since the PNA template is achiral, it can in principle provide a route to access mirror-image nucleic acids. As expected, (L)-ribose-based activated nucleosides were shown to polymerize as readily as their (D)-ribose counterparts, although a racemic mixture of (D)- and (L)-ribose nucleotides showed considerable cross-inhibition during polymerization [140].

#### *Reductive Amination-Based Polymerization of DNA and Amido-DNA*

Lynn and coworkers developed a solution to the problem of information transfer between polymers that does not involve the formation of phosphodiester linkages. Goodwin and Lynn reasoned that using a reaction that creates an equilibrium between transiently coupled and uncoupled substrates, the sequence-matched template-substrate complex would be thermodynamically favored and then could be locked in a subsequent irreversible step [141]. They incorporated an aldehyde and an amine group at the termini of nucleic acid building blocks and used reductive amination to ligate both DNA trimers (Figure 6, amineDNA) and non-natural ribonucleotides in which the phosphate is replaced with an amide group (Figure 6, amidoDNA). The researchers found that this ligation reaction was not product inhibited because the secondary amines formed from reductive amination exhibited reduced affinity for template compared with the imine-containing intermediates [142, 143]. Lynn and coworkers extended this methodology

to the DNA-catalyzed polymerization of synthetic mono-, di- and tetranucleotides [144, 145] and made polymers of amidoDNA as long as 32 nucleotides [146].

### *Non-Enzymatic Polymerization of PNA*

Among synthetic polymers with the ability to recognize the information encoded in DNA or RNA, PNA (Figure 6, PNA) is an attractive backbone for several reasons. PNA resembles RNA in its ability to form double helical complexes stabilized by Watson-Crick bonding between opposite strands. PNA also forms stable and selective duplexes with RNA, DNA, or itself [147]. Side-chain containing PNA building blocks can be readily accessed from  $\alpha$ -amino acids and alcohols [148, 149]. Finally, the constituent components of PNA have been isolated under putative prebiotic conditions, raising the possibility that non-enzymatic PNA polymerizations may have relevance to primitive information-transfer events [150].

Orgel, Nielsen and coworkers used amine-carboxylic acid coupling to condense cytosine dimers of peptide nucleic acid into 10-mer PNAs [139] in the presence, but not in the absence, of complementary G<sub>10</sub> RNA templates. They also examined the sequence specificity of this polymerization reaction for PNA dimers (G2, A2, C2 and T2) on a decamer DNA template containing the sequence 5'-CCCCXXCCCC-3' where X is any of the four nucleotides. The authors found that in each case, the building block complementary to X is preferentially incorporated, but found considerable (up to 35% in the worst case) misincorporation of the wrong building block as well as significant amounts of truncated products [151].

Building on the work of Lynn, Nielsen, Orgel, and their respective coworkers, Rosenbaum and Liu sought to develop the sequence-specific DNA-templated polymerization of PNA aldehydes. Liu and coworkers previously reported the strong dependence of DNA-templated reductive amination reaction efficiency on the adjacency of template-bound reactants



[152]. These observations together with Lynn's successes with DNA-templated DNA and amidoDNA polymerization using reductive amination suggested an effective method to translate DNA sequences into corresponding peptide nucleic acids. Indeed, PNA tetramers containing aldehyde C-termini exhibited highly efficient polymerization on DNA templates containing five or ten repeats (20 or 40 bases) of complementary nucleotides [153] (Figure 6, aminoPNA). The polymerization also proceeded in a sequence-specific manner, showing a preference to terminate rather than to incorporate a sequence-mismatched PNA building block.

By adorning the PNA building blocks with chemical functional groups not available to biological nucleic acids, Liu and coworkers increased the structural and functional potential of the resulting DNA-templated PNA polymers [154]. In agreement with previous studies on the stability of modified PNA-DNA duplexes [148, 149], they observed that the presence of a side chain at the  $\gamma$  position did not significantly impede polymerization provided that the (L) stereochemistry of the side chain was used, that both side-chain stereochemistries at the  $\alpha$  position of the PNA building block are also tolerated, and that a side chain at the  $\gamma$  position with the (D) stereochemistry results in a marked decrease in DNA-templated PNA polymerization efficiency. These findings raise the possibility of using DNA-templated PNA polymerization as a basis for the directed evolution of functionalized PNA polymers.

### *Photopolymerization*

Extending previous studies describing the photoligation of DNA [155-157], Saito and coworkers demonstrated the photo-induced oligomerization of DNA hexamers [158] through the [2+2] photocyclization between vinyluracil and uracil (Figure 6, photopolymerized).

Photopolymerizations offer several potential advantages as compared to chemical polymerization. The use of light avoids the need to add reagents, simplifies purification, allows

spatial and temporal control of polymerization, and in some cases such as this one, enables polymerization to be reversed. The building blocks contained 5-vinyldeoxyuridine as the 5' nucleic base of a building block, which reacts with a 3' uracil on neighboring building blocks under 366 nm light. The resulting joined DNA can be quantitatively reverted to starting building blocks by irradiation at 302 nm. This photoligation strategy may prove useful in the templated polymerization of a variety of non-natural polymers including many of the backbones mentioned in this review.

## **Conclusion**

Recent examples of non-natural sequence-defined polymers formed through the enzymatic or non-enzymatic polymerization of nucleic acid have provided a tantalizing taste of synthetic polymers that could one day be synthesized and evolved in a manner resembling the biosynthesis and evolution of biological polymers. The integration of the translation methods described above with *in vitro* selection would represent a powerful tool for the discovery of novel functional polymers with tailor-made properties that in principle could extend beyond those of DNA, RNA, and proteins.

In addition to the functional polymers that might arise from synthetic polymer evolution, research in this area will illuminate the relationship between building block structure, backbone structure, and the functional potential of a polymer. These studies may even provide insights into why DNA, RNA and proteins have come to play their special roles in biology. The transitions from a world based on a primitive polymer to a world based on RNA and then a world based on proteins were mediated by information transfer steps that largely remain to be discovered. The translation of information carrying polymers into a variety of other, more functional polymers could begin to generate plausible model systems for understanding these

transitions. The continued development of key components towards the evolution of synthetic polymers may therefore give rise both to improved therapeutics, sensors, catalysts, or materials, as well as to new insights into life's chemical origins.

### **Acknowledgments**

Y.B. and D.R.L. gratefully acknowledge support from the Office of Naval Research (#N00014-03-1-0749), the National Institutes of Health (GM065865), and the Howard Hughes Medical Institute. We thank Elizaveta Freinkman and Kevin Esvelt for helpful discussions. Y.B. gratefully acknowledges the support of an NSF Graduate Research Fellowship.

## References Cited

1. Hill, D.J., Mio, M.J., Prince, R.B., Hughes, T.S., and Moore, J.S. (2001). A field guide to foldamers. *Chemical Reviews* *101*, 3893-4012.
2. Horne, W.S., and Gellman, S.H. (2008). Foldamers with Heterogeneous Backbones. *Accounts of Chemical Research* *41*, 1399-1408.
3. Sen, S., Venkata Dasu, V., and Mandal, B. (2007). Developments in directed evolution for improving enzyme functions. *Appl Biochem Biotechnol* *143*, 212-223.
4. Joyce, G.F. (2004). Directed evolution of nucleic acid enzymes. *Annu Rev Biochem* *73*, 791-836.
5. McQuade, D.T., Pullen, A.E., and Swager, T.M. (2000). Conjugated polymer-based chemical sensors. *Chemical Reviews* *100*, 2537-2574.
6. Spangler, C.M., Spangler, C., and Schaerling, M. (2008). Luminescent lanthanide complexes as probes for the determination of enzyme activities. *Annals of the New York Academy of Sciences* *1130*, 138-148.
7. Miller, E.W., and Chang, C.J. (2007). Fluorescent probes for nitric oxide and hydrogen peroxide in cell signaling. *Current Opinion in Chemical Biology* *11*, 620-625.
8. White, S.R., Sottos, N.R., Geubelle, P.H., Moore, J.S., Kessler, M.R., Sriram, S.R., Brown, E.N., and Viswanathan, S. (2001). Autonomic healing of polymer composites. *Nature* *409*, 794-797.
9. Poncin-Epaillard, F., and Legeay, G. (2003). Surface engineering of biomaterials with plasma techniques. *J Biomater Sci Polym Ed* *14*, 1005-1028.
10. Vasir, J.K., Tambwekar, K., and Garg, S. (2003). Bioadhesive microspheres as a controlled drug delivery system. *Int J Pharm* *255*, 13-32.
11. Woodley, J. (2001). Bioadhesion: new possibilities for drug administration? *Clin Pharmacokinet* *40*, 77-84.
12. Patil, S.B., and Sawant, K.K. (2008). Mucoadhesive microspheres: a promising tool in drug delivery. *Curr Drug Deliv* *5*, 312-318.
13. Alvarez-Lorenzo, C., and Concheiro, A. (2008). Intelligent drug delivery systems: polymeric micelles and hydrogels. *Mini Rev Med Chem* *8*, 1065-1074.
14. Shoyele, S.A. (2008). Controlling the release of proteins/peptides via the pulmonary route. *Methods Mol Biol* *437*, 141-148.
15. Hunter, A.C. (2006). Molecular hurdles in polyfectin design and mechanistic background to polycation induced cytotoxicity. *Advanced Drug Delivery Reviews* *58*, 1523-1531.
16. Arnon, R., Hurwitz, E., and Schechter, B. (1989). The use of antibodies and polymers as carriers of cytotoxic drugs in the treatment of cancer. *Horiz Biochem Biophys* *9*, 33-56.
17. Galmarini, C.M., Warren, G., Kohli, E., Zeman, A., Mitin, A., and Vinogradov, S.V. (2008). Polymeric nanogels containing the triphosphate form of cytotoxic nucleoside analogues show antitumor activity against breast and colorectal cancer cell lines. *Mol Cancer Ther* *7*, 3373-3380.
18. Kono, K., Kojima, C., Hayashi, N., Nishisaka, E., Kiura, K., Watarai, S., and Harada, A. (2008). Preparation and cytotoxic activity of poly(ethylene glycol)-modified poly(amidoamine) dendrimers bearing adriamycin. *Biomaterials* *29*, 1664-1675.
19. Yliperttula, M., Chung, B.G., Navaladi, A., Manbachi, A., and Urtti, A. (2008). High-throughput screening of cell responses to biomaterials. *Eur J Pharm Sci* *35*, 151-160.
20. Anderson, J.M., Rodriguez, A., and Chang, D.T. (2008). Foreign body reaction to biomaterials. *Semin Immunol* *20*, 86-100.
21. Stormo, G.D. (2006). An overview of RNA structure prediction and applications to RNA gene prediction and RNAi design. *Curr Protoc Bioinformatics Chapter 12*, Unit 12 11.
22. Das, R., and Baker, D. (2008). Macromolecular modeling with rosetta. *Annu Rev Biochem* *77*, 363-382.
23. Kirshenbaum, K., Zuckermann, R.N., and Dill, K.A. (1999). Designing polymers that mimic biomolecules. *Curr Opin Struct Biol* *9*, 530-535.
24. Kay, E.R., Leigh, D.A., and Zerbetto, F. (2007). Synthetic molecular motors and mechanical machines. *Angewandte Chemie-International Edition* *46*, 72-191.
25. Patch, J.A., and Barron, A.E. (2002). Mimicry of bioactive peptides via non-natural, sequence-specific peptidomimetic oligomers. *Current Opinion in Chemical Biology* *6*, 872-877.
26. Jiang, L., Althoff, E.A., Clemente, F.R., Doyle, L., Rothlisberger, D., Zanghellini, A., Gallaher, J.L., Betker, J.L., Tanaka, F., Barbas, C.F., 3rd, Hilvert, D., Houk, K.N., Stoddard, B.L., and Baker, D. (2008). De novo computational design of retro-aldol enzymes. *Science* *319*, 1387-1391.

27. Rothlisberger, D., Khersonsky, O., Wollacott, A.M., Jiang, L., DeChancie, J., Betker, J., Gallaher, J.L., Althoff, E.A., Zanghellini, A., Dym, O., Albeck, S., Houk, K.N., Tawfik, D.S., and Baker, D. (2008). Kemp elimination catalysts by computational enzyme design. *Nature* *453*, 190-195.
28. Cochran, F.V., Wu, S.P., Wang, W., Nanda, V., Saven, J.G., Therien, M.J., and DeGrado, W.F. (2005). Computational de novo design and characterization of a four-helix bundle protein that selectively binds a nonbiological cofactor. *Journal of the American Chemical Society* *127*, 1346-1347.
29. Tuchscherer, G., Scheibler, L., Dumy, P., and Mutter, M. (1998). Protein design: on the threshold of functional properties. *Biopolymers* *47*, 63-73.
30. Ryadnov, M.G. (2007). *Biochemical Society Transactions*. *Biochem Soc Trans* *35*, 487-491.
31. Dill, K.A., Ozkan, S.B., Weikl, T.R., Chodera, J.D., and Voelz, V.A. (2007). The protein folding problem: when will it be solved? *Curr Opin Struct Biol* *17*, 342-346.
32. O'Sullivan, C.K. (2002). Aptasensors--the future of biosensing? *Analytical and Bioanalytical Chemistry* *372*, 44-48.
33. Navani, N.K., and Li, Y. (2006). Nucleic acid aptamers and enzymes as sensors. *Current Opinion in Chemical Biology* *10*, 272-281.
34. Lee, J.O., So, H.M., Jeon, E.K., Chang, H., Won, K., and Kim, Y.H. (2008). Aptamers as molecular recognition elements for electrical nanobiosensors. *Analytical and Bioanalytical Chemistry* *390*, 1023-1032.
35. Eckstein, F. (2007). The versatility of oligonucleotides as potential therapeutics. *Expert Opin Biol Ther* *7*, 1021-1034.
36. Kaur, G., and Roy, I. (2008). Therapeutic applications of aptamers. *Expert Opin Investig Drugs* *17*, 43-60.
37. Levy-Nissenbaum, E., Radovic-Moreno, A.F., Wang, A.Z., Langer, R., and Farokhzad, O.C. (2008). Nanotechnology and aptamers: applications in drug delivery. *Trends Biotechnol* *26*, 442-449.
38. Phillips, J.A., Lopez-Colon, D., Zhu, Z., Xu, Y., and Tan, W. (2008). Applications of aptamers in cancer cell biology. *Analytica Chimica Acta* *621*, 101-108.
39. Hwang, G.T., and Romesberg, F.E. (2006). Substituent effects on the pairing and polymerase recognition of simple unnatural base pairs. *Nucleic Acids Research* *34*, 2037-2045.
40. Henry, A.A., and Romesberg, F.E. (2003). Beyond A, C, G and T: augmenting nature's alphabet. *Current Opinion in Chemical Biology* *7*, 727-733.
41. Hirao, I. (2006). Unnatural base pair systems for DNA/RNA-based biotechnology. *Current Opinion in Chemical Biology* *10*, 622-627.
42. Jung, K.H., and Marx, A. (2005). Nucleotide analogues as probes for DNA polymerases. *Cell Mol Life Sci* *62*, 2080-2091.
43. Kool, E.T. (2001). Hydrogen bonding, base stacking, and steric effects in dna replication. *Annu Rev Biophys Biomol Struct* *30*, 1-22.
44. Porter, K.W., Tomasz, J., Huang, F., Sood, A., and Shaw, B.R. (1995). N7-cyanoborane-2'-deoxyguanosine 5'-triphosphate is a good substrate for DNA polymerase. *Biochemistry* *34*, 11963-11969.
45. Hocek, M., and Fojta, M. (2008). Cross-coupling reactions of nucleoside triphosphates followed by polymerase incorporation. Construction and applications of base-functionalized nucleic acids. *Org Biomol Chem* *6*, 2233-2241.
46. Krayevsky, A.A., Alexandrova, L.A., Dyatkina, N.B., Kukhanova, M.K., and Shirokova, E.A. (1996). Modified substrates of DNA polymerases and design of antivirals. *Acta Biochimica Polonica* *43*, 125-132.
47. Kuwahara, M., Suto, Y., Minezaki, S., Kitagata, R., Nagashima, J., and Sawai, H. (2006). Substrate property and incorporation accuracy of various dATP analogs during enzymatic polymerization using thermostable DNA polymerases. *Nucleic Acids Symp Ser (Oxf)*, 31-32.
48. McGall, G.H. (2005). Nucleoside triphosphate analogs for nonradioactive labeling of nucleic acids. *Nucleoside Triphosphates and their Analogs: Chemistry, Biotechnology, and Biological Applications*, 269-327.
49. Proske, D., Gilch, S., Wopfner, F., Schatzl, H.M., Winnacker, E.L., and Famulok, M. (2002). Prion-protein-specific aptamer reduces PrPSc formation. *Chembiochem* *3*, 717-725.
50. White, R.R., Roy, J.A., Viles, K.D., Sullenger, B.A., and Kontos, C.D. (2008). A nuclease-resistant RNA aptamer specifically inhibits angiopoietin-1-mediated Tie2 activation and function. *Angiogenesis*.
51. Kubik, M.F., Bell, C., Fitzwater, T., Watson, S.R., and Tasset, D.M. (1997). Isolation and characterization of 2'-fluoro-, 2'-amino-, and 2'-fluoro-/amino-modified RNA ligands to human IFN-gamma that inhibit receptor binding. *J Immunol* *159*, 259-267.
52. Summerer, D., and Marx, A. (2004). <sup>4</sup>C-modified Nucleotides as Chemical Tools for Investigation and Modulation of DNA Polymerase Function. *Synlett*, 217-224.

53. Chen, M.S., Suttman, R.T., Papp, E., Cannon, P.D., McRoberts, M.J., Bach, C., Copeland, W.C., and Wang, T.S. (1993). Selective action of 4'-azidothymidine triphosphate on reverse transcriptase of human immunodeficiency virus type 1 and human DNA polymerases alpha and beta. *Biochemistry* *32*, 6002-6010.
54. Summerer, D., and Marx, A. (2005). 4'-C-ethynyl-thymidine acts as a chain terminator during DNA-synthesis catalyzed by HIV-1 reverse transcriptase. *Bioorganic & Medicinal Chemistry Letters* *15*, 869-871.
55. Marx, A., Amacker, M., Stucki, M., Hubscher, U., Bickle, T.A., and Giese, B. (1998). 4'-Acylated thymidine 5'-triphosphates: a tool to increase selectivity towards HIV-1 reverse transcriptase. *Nucleic Acids Research* *26*, 4063-4067.
56. Marx, A., MacWilliams, M.P., Bickle, T.A., Schwitter, U., and Giese, B. (1997). 4'-Acylated Thymidines: A New Class of DNA Chain Terminators and Photocleavable DNA Building Blocks. *Journal of the American Chemical Society* *119*, 1131-1132.
57. Vastmans, K., Pochet, S., Peys, A., Kerremans, L., Van Aerschot, A., Hendrix, C., Marliere, P., and Herdewijn, P. (2000). Enzymatic incorporation in DNA of 1,5-anhydrohexitol nucleotides. *Biochemistry* *39*, 12757-12765.
58. Vastmans, K., Froeyen, M., Kerremans, L., Pochet, S., and Herdewijn, P. (2001). Reverse transcriptase incorporation of 1,5-anhydrohexitol nucleotides. *Nucleic Acids Research* *29*, 3154-3163.
59. Pochet, S., Kaminski, P.A., Van Aerschot, A., Herdewijn, P., and Marliere, P. (2003). Replication of hexitol oligonucleotides as a prelude to the propagation of a third type of nucleic acid in vivo. *Comptes Rendus Biologies* *326*, 1175-1184.
60. Vastmans, K., Rozenski, J., Van Aerschot, A., and Herdewijn, P. (2002). Recognition of HNA and 1,5-anhydrohexitol nucleotides by DNA metabolizing enzymes. *Biochimica Et Biophysica Acta-Protein Structure and Molecular Enzymology* *1597*, 115-122.
61. Kempeneers, V., Renders, M., Froeyen, M., and Herdewijn, P. (2005). Investigation of the DNA-dependent cyclohexenyl nucleic acid polymerization and the cyclohexenyl nucleic acid-dependent DNA polymerization. *Nucleic Acids Research* *33*, 3828-3836.
62. Chaput, J.C., and Szostak, J.W. (2003). TNA synthesis by DNA polymerases. *Journal of the American Chemical Society* *125*, 9274-9275.
63. Chaput, J.C., Ichida, J.K., and Szostak, J.W. (2003). DNA polymerase-mediated DNA synthesis on a TNA template. *Journal of the American Chemical Society* *125*, 856-857.
64. Kempeneers, V., Vastmans, K., Rozenski, J., and Herdewijn, P. (2003). Recognition of threosyl nucleotides by DNA and RNA polymerases. *Nucleic Acids Research* *31*, 6221-6226.
65. Orgel, L. (2000). Origin of life. A simpler nucleic acid. *Science* *290*, 1306-1307.
66. Horhota, A., Zou, K.Y., Ichida, J.K., Yu, B., McLaughlin, L.W., Szostak, J.W., and Chaput, J.C. (2005). Kinetic analysis of an efficient DNA-dependent TNA polymerase. *Journal of the American Chemical Society* *127*, 7427-7434.
67. Ichida, J.K., Horhota, A., Zou, K.Y., McLaughlin, L.W., and Szostak, J.W. (2005). High fidelity TNA synthesis by terminator polymerase. *Nucleic Acids Research* *33*, 5219-5225.
68. Ichida, J.K., Zou, K., Horhota, A., Yu, B., McLaughlin, L.W., and Szostak, J.W. (2005). An in vitro selection system for TNA. *Journal of the American Chemical Society* *127*, 2802-2803.
69. Zhang, L., Peritz, A., and Meggers, E. (2005). A simple glycol nucleic acid. *Journal of the American Chemical Society* *127*, 4174-4175.
70. Horhota, A.T., Szostak, J.W., and McLaughlin, L.W. (2006). Glycerol nucleoside triphosphates: Synthesis and polymerase substrate activities. *Organic Letters* *8*, 5345-5347.
71. Veedu, R.N., Vester, B., and Wengel, J. (2007). In vitro incorporation of LNA nucleotides. *Nucleosides Nucleotides & Nucleic Acids* *26*, 1207-1210.
72. Veedu, R.N., Vester, B., and Wengel, J. (2007). Enzymatic incorporation of LNA nucleotides into DNA strands. *Chembiochem* *8*, 490-492.
73. Veedu, R.N., Vester, B., and Wengel, J. (2008). Polymerase chain reaction and transcription using locked nucleic acid nucleotide triphosphates. *Journal of the American Chemical Society* *130*, 8124-8125.
74. Kuwahara, M., Obika, S., Nagashima, J., Ohta, Y., Suto, Y., Ozaki, H., Sawai, H., and Imanishi, T. (2008). Systematic analysis of enzymatic DNA polymerization using oligo-DNA templates and triphosphate analogs involving 2',4'-bridged nucleosides. *Nucleic Acids Research* *36*, 4257-4265.
75. Crinelli, R., Bianchi, M., Gentilini, L., Palma, L., and Magnani, M. (2004). Locked nucleic acids (LNA): versatile tools for designing oligonucleotide decoys with high stability and affinity. *Curr Drug Targets* *5*, 745-752.

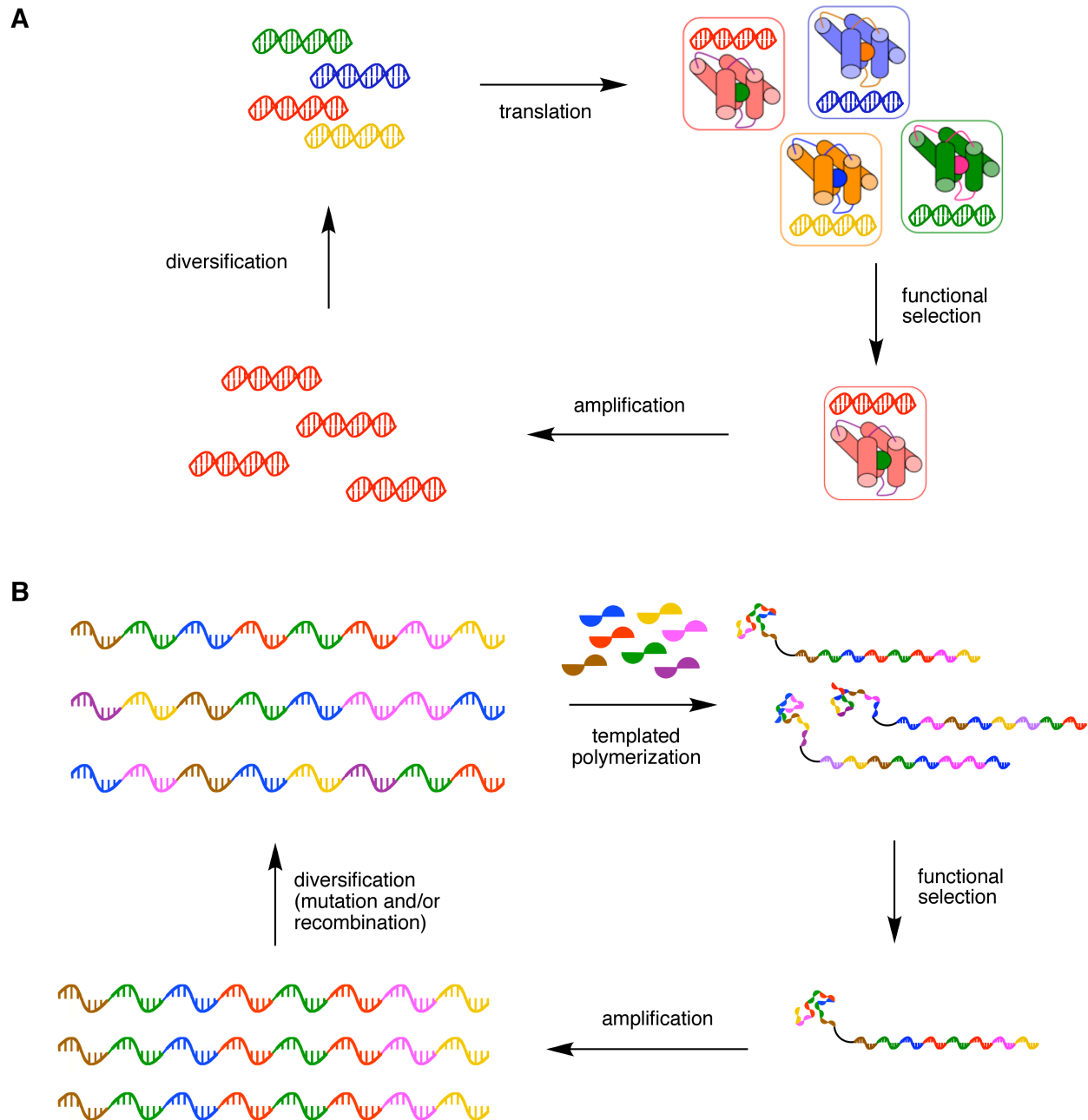
76. Kang, J., Lee, M.S., Copland, J.A., 3rd, Luxon, B.A., and Gorenstein, D.G. (2008). Combinatorial selection of a single stranded DNA thioaptamer targeting TGF-beta1 protein. *Bioorganic & Medicinal Chemistry Letters* *18*, 1835-1839.
77. King, D.J., Ventura, D.A., Brasier, A.R., and Gorenstein, D.G. (1998). Novel combinatorial selection of phosphorothioate oligonucleotide aptamers. *Biochemistry* *37*, 16489-16493.
78. Kang, J., Lee, M.S., Watowich, S.J., and Gorenstein, D.G. (2007). Combinatorial selection of a RNA thioaptamer that binds to Venezuelan equine encephalitis virus capsid protein. *FEBS Lett* *581*, 2497-2502.
79. King, D.J., Bassett, S.E., Li, X., Fennewald, S.A., Herzog, N.K., Luxon, B.A., Shope, R., and Gorenstein, D.G. (2002). Combinatorial selection and binding of phosphorothioate aptamers targeting human NF-kappa B RelA(p65) and p50. *Biochemistry* *41*, 9696-9706.
80. Carrasco, N., and Huang, Z. (2004). Enzymatic synthesis of phosphoroselenoate DNA using thymidine 5'-(alpha-P-seleno)triphosphate and DNA polymerase for X-ray crystallography via MAD. *Journal of the American Chemical Society* *126*, 448-449.
81. Wilds, C.J., Pattanayek, R., Pan, C., Wawrzak, Z., and Egli, M. (2002). Selenium-assisted nucleic acid crystallography: use of phosphoroselenoates for MAD phasing of a DNA structure. *Journal of the American Chemical Society* *124*, 14910-14916.
82. Tomasz, J., Shaw, B.R., Porter, K., Spielvogel, B.F., and Sood, A. (1992). Boron-Containing Nucleic-Acids. 3. 5'-P-Borane-Substituted Thymidine Monophosphate and Triphosphate. *Angewandte Chemie-International Edition* *31*, 1373-1375.
83. Summers, J.S., and Shaw, B.R. (2001). Boranophosphates as mimics of natural phosphodiester in DNA. *Curr Med Chem* *8*, 1147-1155.
84. Li, H., Porter, K., Huang, F., and Shaw, B.R. (1995). Boron-containing oligodeoxyribonucleotide 14mer duplexes: enzymatic synthesis and melting studies. *Nucleic Acids Research* *23*, 4495-4501.
85. He, K., Porter, K.W., Hasan, A., Briley, Jd, and Shaw, B.R. (1999). Synthesis of 5-substituted 2'-deoxycytidine 5'-(alpha-P-borano)triphosphates, their incorporation into DNA and effects on exonuclease. *Nucleic Acids Research* *27*, 1788-1794.
86. Barth, R.F., Coderre, J.A., Vicente, M.G., and Blue, T.E. (2005). Boron neutron capture therapy of cancer: current status and future prospects. *Clin Cancer Res* *11*, 3987-4002.
87. Lato, S.M., Ozerova, N.D., He, K., Sergueeva, Z., Shaw, B.R., and Burke, D.H. (2002). Boron-containing aptamers to ATP. *Nucleic Acids Research* *30*, 1401-1407.
88. Dineva, M.A., Chakurov, S., Bratovanova, E.K., Devedjiev, I., and Petkov, D.D. (1993). Complete template-directed enzymatic synthesis of a potential antisense DNA containing 42 methylphosphonodiester bonds. *Bioorganic & Medicinal Chemistry* *1*, 411-414.
89. Wolfe, J.L., Kawate, T., Belenky, A., and Stanton, V., Jr. (2002). Synthesis and polymerase incorporation of 5'-amino-2',5'-dideoxy-5'-N-triphosphate nucleotides. *Nucleic Acids Research* *30*, 3739-3747.
90. Letsinger, F.L., and Wilkes, J.S. (1976). Incorporation of 5'-amino-5'-deoxythymidine 5'-phosphate in polynucleotides by use of DNA polymerase I and a phiX174 DNA template. *Biochemistry* *15*, 2810-2816.
91. Wolfe, J.L., Wang, B.H., Kawate, T., and Stanton, V.P., Jr. (2003). Sequence-specific dinucleotide cleavage promoted by synergistic interactions between neighboring modified nucleotides in DNA. *Journal of the American Chemical Society* *125*, 10500-10501.
92. Bain, J.D., Glabe, C.G., Dix, T.A., Chamberlin, A.R., and Diala, E.S. (1989). Biosynthetic Site-Specific Incorporation Of A Non-Natural Amino-Acid Into A Polypeptide. *Journal of the American Chemical Society* *111*, 8013-8014.
93. Bain, J.D., Diala, E.S., Glabe, C.G., Wacker, D.A., Lyttle, M.H., Dix, T.A., and Chamberlin, A.R. (1991). Site-Specific Incorporation Of Nonnatural Residues During Invitro Protein-Biosynthesis With Semisynthetic Aminoacyl-Transfer RNAs. *Biochemistry* *30*, 5411-5421.
94. Noren, C.J., Anthony-Cahill, S.J., Griffith, M.C., and Schultz, P.G. (1989). A general method for site-specific incorporation of unnatural amino acids into proteins. *Science* *244*, 182-188.
95. Ellman, J.A., Mendel, D., and Schultz, P.G. (1992). Site-specific incorporation of novel backbone structures into proteins. *Science* *255*, 197-200.
96. Hecht, S.M., Alford, B.L., Kuroda, Y., and Kitano, S. (1978). "Chemical aminoacylation" of tRNA's. *J Biol Chem* *253*, 4517-4520.
97. Heckler, T.G., Chang, L.H., Zama, Y., Naka, T., and Hecht, S.M. (1984). Preparation of 2',(3)-O-Acyl-pCpA derivatives as substrates for T4 RNA ligase-mediated "chemical aminoacylation". *Tetrahedron* *40*, 87-94.
98. Hartman, M.C., Josephson, K., and Szostak, J.W. (2006). Enzymatic aminoacylation of tRNA with unnatural amino acids. *Proc Natl Acad Sci U S A* *103*, 4356-4361.

99. Wang, L., Xie, J., and Schultz, P.G. (2006). Expanding the genetic code. *Annu Rev Biophys Biomol Struct* 35, 225-249.
100. Xie, J., and Schultz, P.G. (2006). A chemical toolkit for proteins--an expanded genetic code. *Nature Reviews Molecular Cell Biology* 7, 775-782.
101. Xie, J., and Schultz, P.G. (2005). An expanding genetic code. *Methods* 36, 227-238.
102. Shimizu, Y., Inoue, A., Tomari, Y., Suzuki, T., Yokogawa, T., Nishikawa, K., and Ueda, T. (2001). Cell-free translation reconstituted with purified components. *Nature Biotechnology* 19, 751-755.
103. Forster, A.C., Tan, Z., Nalam, M.N., Lin, H., Qu, H., Cornish, V.W., and Blacklow, S.C. (2003). Programming peptidomimetic syntheses by translating genetic codes designed de novo. *Proc Natl Acad Sci U S A* 100, 6353-6357.
104. Subtelny, A.O., Hartman, M.C., and Szostak, J.W. (2008). Ribosomal synthesis of N-methyl peptides. *Journal of the American Chemical Society* 130, 6131-6136.
105. Zhang, B., Tan, Z., Dickson, L.G., Nalam, M.N., Cornish, V.W., and Forster, A.C. (2007). Specificity of translation for N-alkyl amino acids. *Journal of the American Chemical Society* 129, 11316-11317.
106. Frankel, A., Millward, S.W., and Roberts, R.W. (2003). Encodamers: unnatural peptide oligomers encoded in RNA. *Chemistry & Biology* 10, 1043-1050.
107. Tan, Z., Forster, A.C., Blacklow, S.C., and Cornish, V.W. (2004). Amino acid backbone specificity of the *Escherichia coli* translation machinery. *Journal of the American Chemical Society* 126, 12752-12753.
108. Murakami, H., Ohta, A., Goto, Y., Sako, Y., and Suga, H. (2006). Flexizyme as a versatile tRNA acylation catalyst and the application for translation. *Nucleic Acids Symp Ser (Oxf)*, 35-36.
109. Kawakami, T., Murakami, H., and Suga, H. (2008). Messenger RNA-programmed incorporation of multiple N-methyl-amino acids into linear and cyclic peptides. *Chemistry & Biology* 15, 32-42.
110. Kawakami, T., Murakami, H., and Suga, H. (2007). Exploration of incorporation of N-alpha-methylated amino acids into peptides by sense-suppression method. *Nucleic Acids Symp Ser (Oxf)*, 361-362.
111. Ohta, A., Murakami, H., Higashimura, E., and Suga, H. (2007). Synthesis of polyester by means of genetic code reprogramming. *Chemistry & Biology* 14, 1315-1322.
112. Ohta, A., Murakami, H., and Suga, H. (2008). Polymerization of alpha-Hydroxy Acids by Ribosomes. *Chembiochem* 9, 2773-2778.
113. Ohta, A., Yamagishi, Y., and Suga, H. (2008). Synthesis of biopolymers using genetic code reprogramming. *Current Opinion in Chemical Biology* 12, 159-167.
114. Henry, A.A., and Romesberg, F.E. (2005). The evolution of DNA polymerases with novel activities. *Current Opinion in Biotechnology* 16, 370-377.
115. Holmberg, R.C., Henry, A.A., and Romesberg, F.E. (2005). Directed evolution of novel polymerases. *Biomolecular Engineering* 22, 39-49.
116. Dedkova, L.M., Fahmi, N.E., Golovine, S.Y., and Hecht, S.M. (2003). Enhanced D-amino acid incorporation into protein by modified ribosomes. *Journal of the American Chemical Society* 125, 6616-6617.
117. Dedkova, L.M., Fahmi, N.E., Golovine, S.Y., and Hecht, S.M. (2006). Construction of modified ribosomes for incorporation of D-amino acids into proteins. *Biochemistry* 45, 15541-15551.
118. Wang, K., Neumann, H., Peak-Chew, S.Y., and Chin, J.W. (2007). Evolved orthogonal ribosomes enhance the efficiency of synthetic genetic code expansion. *Nature Biotechnology* 25, 770-777.
119. Doi, Y., Ohtsuki, T., Shimizu, Y., Ueda, T., and Sisido, M. (2007). Elongation factor Tu mutants expand amino acid tolerance of protein biosynthesis system. *Journal of the American Chemical Society* 129, 14458-14462.
120. Orgel, L.E. (1992). Molecular replication. *Nature* 358, 203-209.
121. Sulston, J., Lohrmann, R., Orgel, L.E., Schneider-Bernloehr, H., Weimann, B.J., and Miles, H.T. (1969). Non-enzymic oligonucleotide synthesis on a polycytidylate template. *J Mol Biol* 40, 227-234.
122. Schneider-Bernloehr, H., Lohrmann, R., Sulston, J., Orgel, L.E., and Miles, H.T. (1970). Specificity of template-directed synthesis with adenine nucleosides. *J Mol Biol* 47, 257-260.
123. Lohrmann, R., and Orgel, L.E. (1976). Template-directed synthesis of high molecular weight polynucleotide analogues. *Nature* 261, 342-344.
124. Lohrmann, R., and Orgel, L.E. (1977). Reactions of adenosine 5'phosphorimidazolide with adenosine analogs on a polyuridylic acid template. *J Mol Biol* 113, 193-198.
125. Ninio, J., and Orgel, L.E. (1978). Heteropolynucleotides as templates for non-enzymatic polymerizations. *J Mol Evol* 12, 91-99.
126. Lohrmann, R., and Orgel, L.E. (1979). Studies of oligoadenylate formation on a poly (U) template. *J Mol Evol* 12, 237-257.

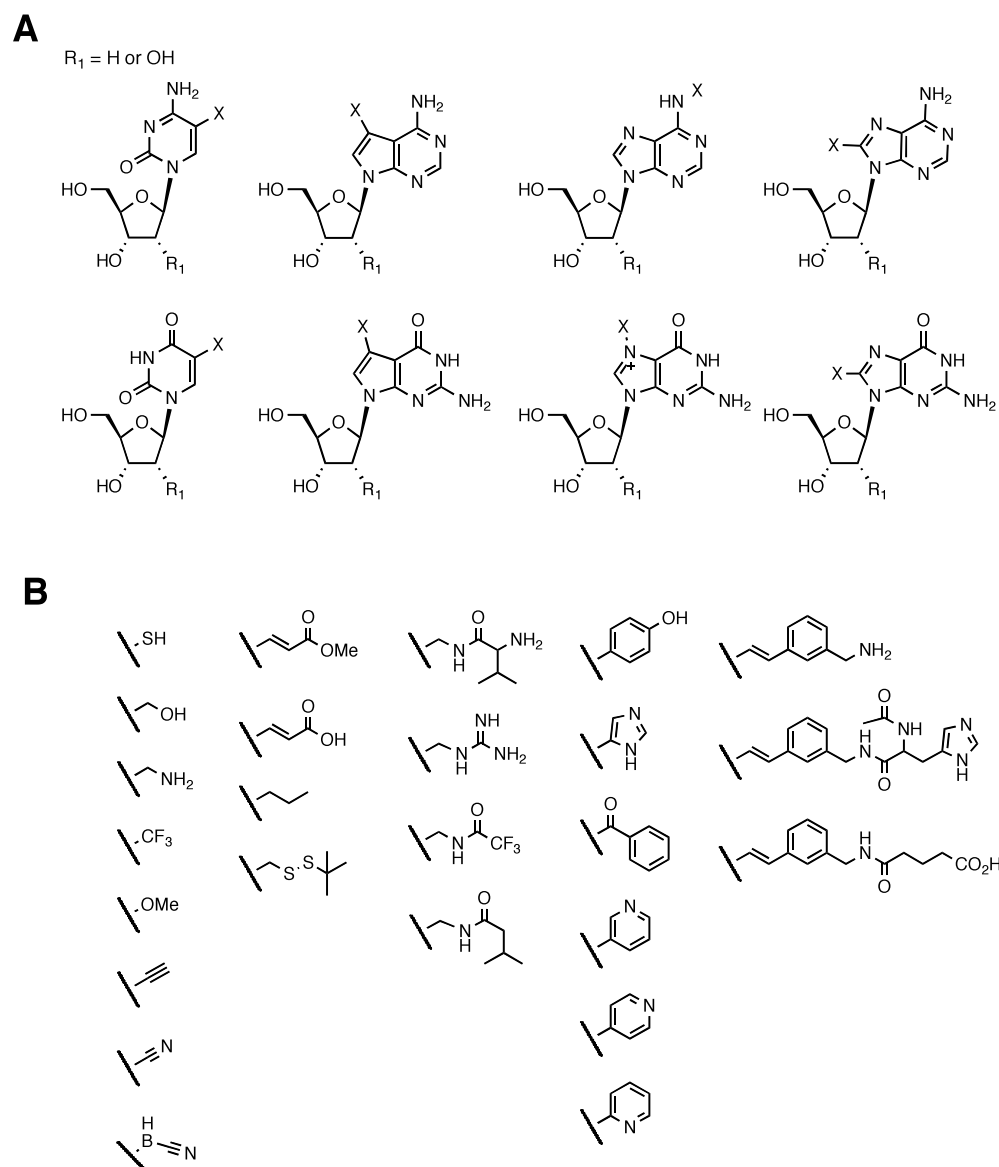


127. Kozlov, I.A., De Bouvere, B., Van Aerschot, A., Herdewijn, P., and Orgel, L.E. (1999). Efficient transfer of information from hexitol nucleic acids to RNA during nonenzymatic oligomerization. *Journal of the American Chemical Society* *121*, 5856-5859.
128. Kozlov, I.A., Politis, P.K., Pitsch, S., Herdewijn, P., and Orgel, L.E. (1999). A highly enantio-selective hexitol nucleic acid template for nonenzymatic oligoguanylate synthesis. *Journal of the American Chemical Society* *121*, 1108-1109.
129. Kozlov, I.A., Politis, P.K., Van Aerschot, A., Busson, R., Herdewijn, P., and Orgel, L.E. (1999). Nonenzymatic synthesis of RNA and DNA oligomers on hexitol nucleic acid templates: the importance of the A structure. *Journal of the American Chemical Society* *121*, 2653-2656.
130. Kozlov, I.A., Zielinski, M., Allart, B., Kerremans, L., Van Aerschot, A., Busson, R., Herdewijn, P., and Orgel, L.E. (2000). Nonenzymatic template-directed reactions on altritol oligomers, preorganized analogues of oligonucleotides. *Chemistry-a European Journal* *6*, 151-155.
131. Chaput, J.C., and Switzer, C. (2000). Nonenzymatic oligomerization on templates containing phosphodiester-linked acyclic glycerol nucleic acid analogues. *J Mol Evol* *51*, 464-470.
132. Schmidt, J.G., Nielsen, P.E., and Orgel, L.E. (1997). Information transfer from peptide nucleic acids to RNA by template-directed syntheses. *Nucleic Acids Research* *25*, 4797-4802.
133. Anastasi, C., Buchet, F.F., Crowe, M.A., Parkes, A.L., Powner, M.W., Smith, J.M., and Sutherland, J.D. (2007). RNA: prebiotic product, or biotic invention? *Chem Biodivers* *4*, 721-739.
134. Eschenmoser, A. (1999). Chemical etiology of nucleic acid structure. *Science* *284*, 2118-2124.
135. Hendrix, C., Rosemeyer, H., DeBouvere, B., VanAerschot, A., Seela, F., and Herdewijn, P. (1997). 1',5'-anhydrohexitol oligonucleotides: Hybridisation and strand displacement with oligoribonucleotides, interaction with RNase H and HIV reverse transcriptase. *Chemistry-a European Journal* *3*, 1513-1520.
136. Hendrix, C., Rosemeyer, H., Verheggen, I., Seela, F., VanAerschot, A., and Herdewijn, P. (1997). 1',5'-anhydrohexitol oligonucleotides: Synthesis, base pairing and recognition by regular oligodeoxyribonucleotides and oligoribonucleotides. *Chemistry-a European Journal* *3*, 110-120.
137. Wang, J., Verbeure, B., Luyten, I., Froeyen, M., Hendrix, C., Rosemeyer, H., Seela, F., Van Aerschot, A., and Herdewijn, P. (2001). Cyclohexene nucleic acids (CeNA) form stable duplexes with RNA and induce RNase H activity. *Nucleosides Nucleotides & Nucleic Acids* *20*, 785-788.
138. Allart, B., Khan, K., Rosemeyer, H., Schepers, G., Hendrix, C., Rothenbacher, K., Seela, F., Van Aerschot, A., and Herdewijn, P. (1999). D-Altritol nucleic acids (ANA): Hybridisation properties, stability, and initial structural analysis. *Chemistry-a European Journal* *5*, 2424-2431.
139. Bohler, C., Nielsen, P.E., and Orgel, L.E. (1995). Template Switching between PNA and RNA Oligonucleotides. *Nature* *376*, 578-581.
140. Schmidt, J.G., Nielsen, P.E., and Orgel, L.E. (1997). Enantiometric cross-inhibition in the synthesis of oligonucleotides on a nonchiral template. *Journal of the American Chemical Society* *119*, 1494-1495.
141. Goodwin, J.T., and Lynn, D.G. (1992). Template-directed synthesis: use of a reversible reaction. *Journal of the American Chemical Society* *114*, 9197-9198.
142. Zhan, Z.Y.J., and Lynn, D.G. (1997). Chemical Amplification through Template-Directed Synthesis. *Journal of the American Chemical Society* *119*, 12420-12421.
143. Leitzel, J.C., and Lynn, D.G. (2001). Template-directed ligation: from DNA towards different versatile templates. *Chemical Record* *1*, 53-62.
144. Li, X., Zhan, Z.Y.J., Knipe, R., and Lynn, D.G. (2002). DNA-Catalyzed Polymerization. *Journal of the American Chemical Society* *124*, 746-747.
145. Li, X.Y., and Lynn, D.G. (2002). Polymerization on solid supports. *Angewandte Chemie-International Edition* *41*, 4567-4569.
146. Hud, N.V., Jain, S.S., Li, X.H., and Lynn, D.G. (2007). Addressing the problems of base pairing and strand cyclization in template-directed synthesis - A case for the utility and necessity of 'molecular midwives' and reversible backbone linkages for the origin of proto-RNA. *Chemistry & Biodiversity* *4*, 768-783.
147. Nielsen, P.E. (1995). DNA analogues with nonphosphodiester backbones. *Annu Rev Biophys Biomol Struct* *24*, 167-183.
148. Dueholm, K.L., Petersen, K.H., Jensen, D.K., Egholm, M., Nielsen, P.E., and Buchardt, O. (1994). Peptide Nucleic-Acid (PNA) With A Chiral Backbone Based On Alanine. *Bioorganic & Medicinal Chemistry Letters* *4*, 1077-1080.
149. Englund, E.A., and Appella, D.H. (2005). Synthesis of gamma-substituted peptide nucleic acids: a new place to attach fluorophores without affecting DNA binding. *Organic Letters* *7*, 3465-3467.
150. Nelson, K.E., Levy, M., and Miller, S.L. (2000). Peptide nucleic acids rather than RNA may have been the first genetic molecule. *Proceedings of the National Academy of Sciences of the United States of America* *97*, 3868-3871.

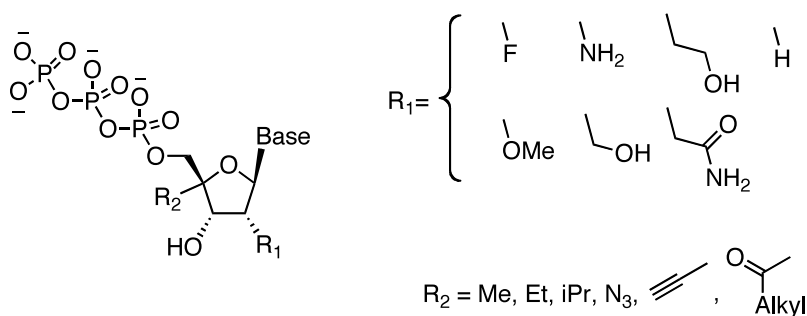
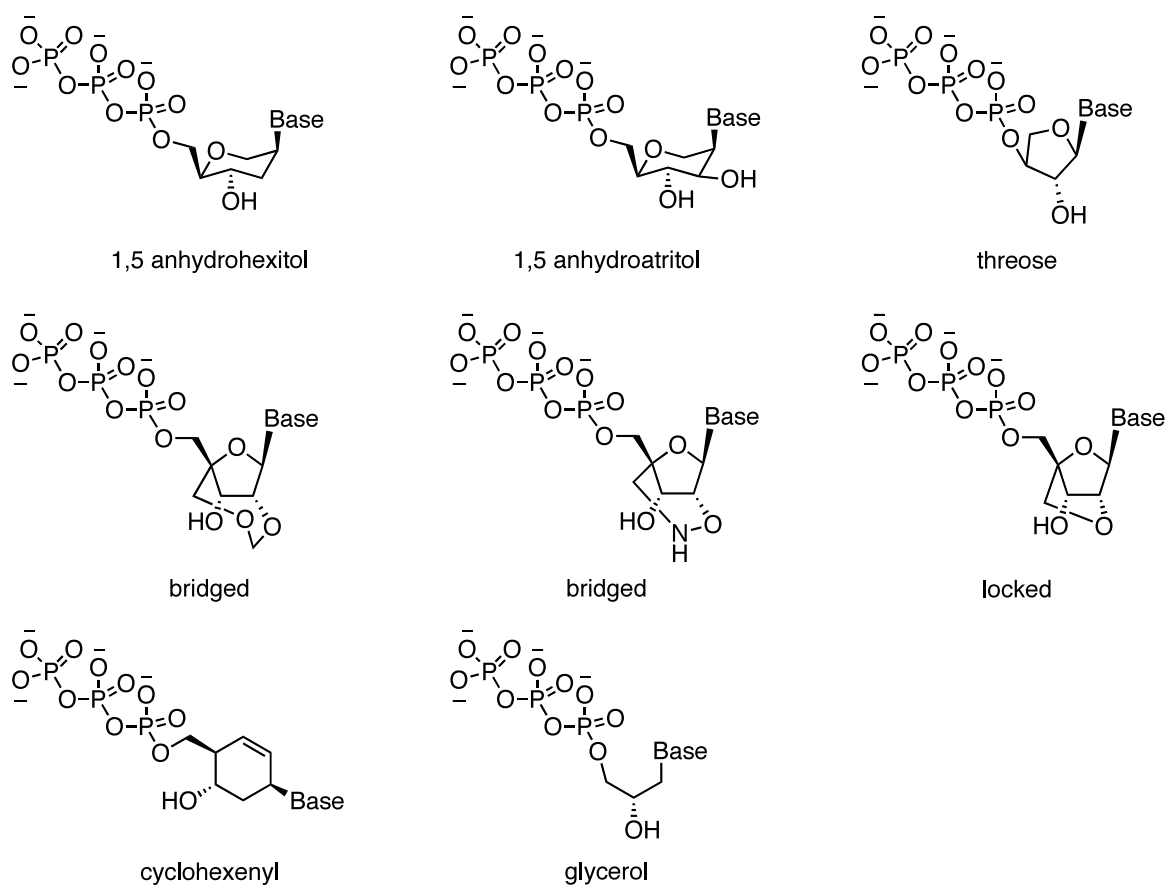
151. Schmidt, J.G., Christensen, L., Nielsen, P.E., and Orgel, L.E. (1997). Information transfer from DNA to peptide nucleic acids by template-directed syntheses. *Nucleic Acids Research* *25*, 4792-4796.
152. Gartner, Z.J., Kanan, M.W., and Liu, D.R. (2002). Expanding the reaction scope of DNA-templated synthesis. *Angewandte Chemie-International Edition* *41*, 1796-1800.
153. Rosenbaum, D.M., and Liu, D.R. (2003). Efficient and sequence-specific DNA-templated polymerization of peptide nucleic acid aldehydes. *Journal of the American Chemical Society* *125*, 13924-13925.
154. Kleiner, R.E., Brudno, Y., Birnbaum, M.E., and Liu, D.R. (2008). DNA-templated polymerization of side-chain-functionalized peptide nucleic acid aldehydes. *Journal of the American Chemical Society* *130*, 4646-4659.
155. Lewis, R.J., and Hanawalt, P.C. (1982). Ligation of Oligonucleotides by Pyrimidine Dimers - a Missing Link in the Origin of Life. *Nature* *298*, 393-396.
156. Letsinger, R.L., Wu, T.F., and Elghanian, R. (1997). Chemical and photochemical ligation of oligonucleotide blocks. *Nucleosides & Nucleotides* *16*, 643-652.
157. Liu, J., and Taylor, J.S. (1998). Template-directed photoligation of oligodeoxyribonucleotides via 4-thiothymidine. *Nucleic Acids Research* *26*, 3300-3304.
158. Fujimoto, K., Matsuda, S., Takahashi, N., and Saito, I. (2000). Template-directed photoreversible ligation of deoxyoligonucleotides via 5-vinyldeoxyuridine. *Journal of the American Chemical Society* *122*, 5646-5647.
159. Chaput, J.C., Sinha, S., and Switzer, C. (2002). 5-propynyluracil.diaminopurine: an efficient base-pair for non-enzymatic transcription of DNA. *Chemical Communications*, 1568-1569.



**Figure 1.** (A) Biopolymer evolution as it occurs in nature or in the laboratory. A polymer (such as a protein) is translated from and spatially associated with an information carrier (such as DNA). The resulting biopolymers undergo selection based on their functional properties. The information encoding surviving biopolymers replicates and mutates, resulting in a second generation of biopolymer variants related to those that survived selection. (B) Synthetic polymers can in principle undergo a similar evolutionary process. Translation could be effected by non-enzymatic or enzymatic templated synthesis in a manner that associates each synthetic polymer with its information carrier. Following selection, the information carriers encoding surviving synthetic polymers are amplified and mutated to generate templates for a subsequent round of translation.

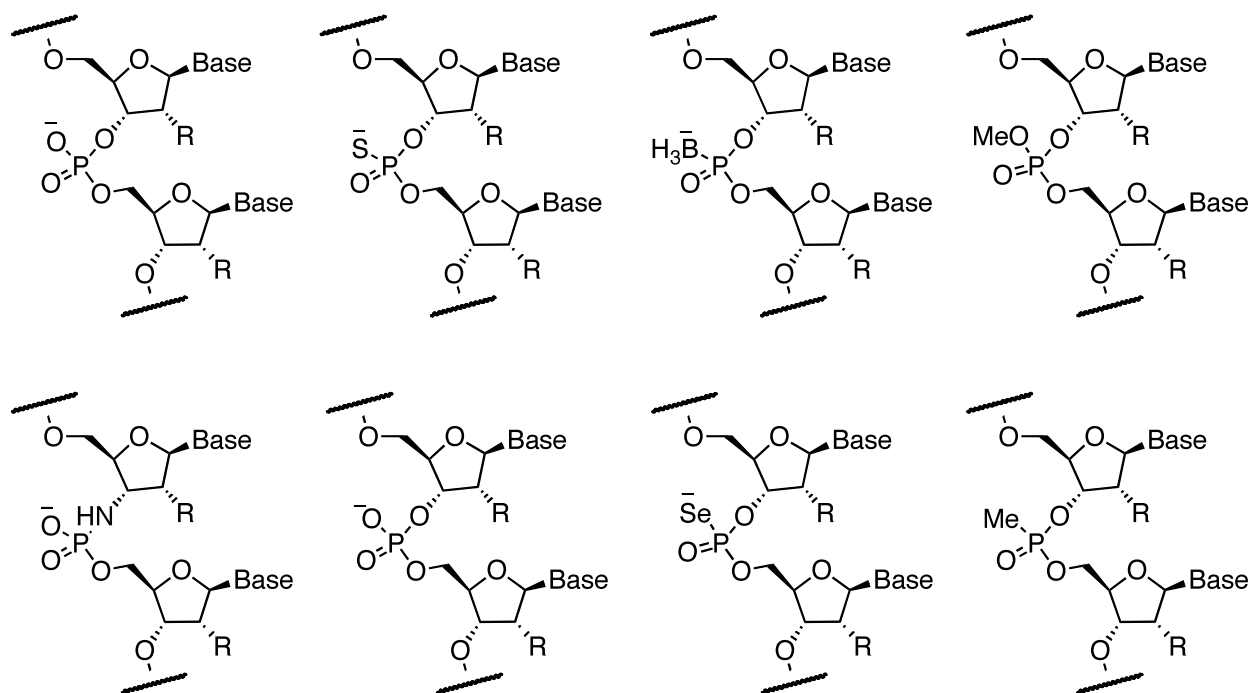


**Figure 2.** (A) Nucleic acid bases can be modified at several different positions (labeled X) without abolishing Watson-Crick base-pairing or the ability of the resulting nucleotide to be incorporated into an oligonucleotide using a polymerase enzyme [42, 45-47]. (B) More than one hundred different base modifications have been introduced into nucleic acid polymers through the enzyme-mediated polymerization of base-modified nucleotide triphosphates. A representative set is shown here [42, 44-48].

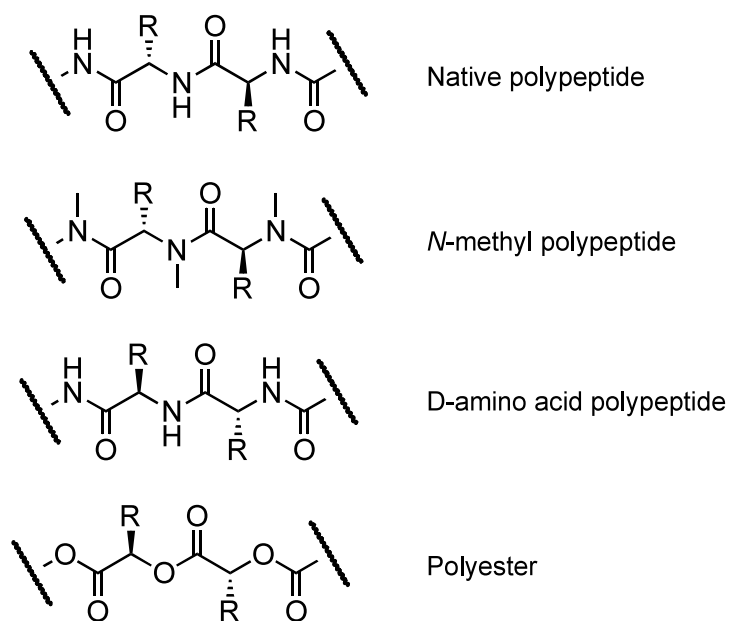
**A****B**

**Figure 3.** (A) Nucleic acid building blocks containing modified ribose groups that remain substrates for polymerase enzymes [49-51] [52-55]. (B) Non-ribose nucleic acid building blocks that retain the ability to form base pairs with DNA or RNA, and that can be incorporated into nucleic acids using polymerase enzymes [57-62, 64, 66-68, 70-74, 159].

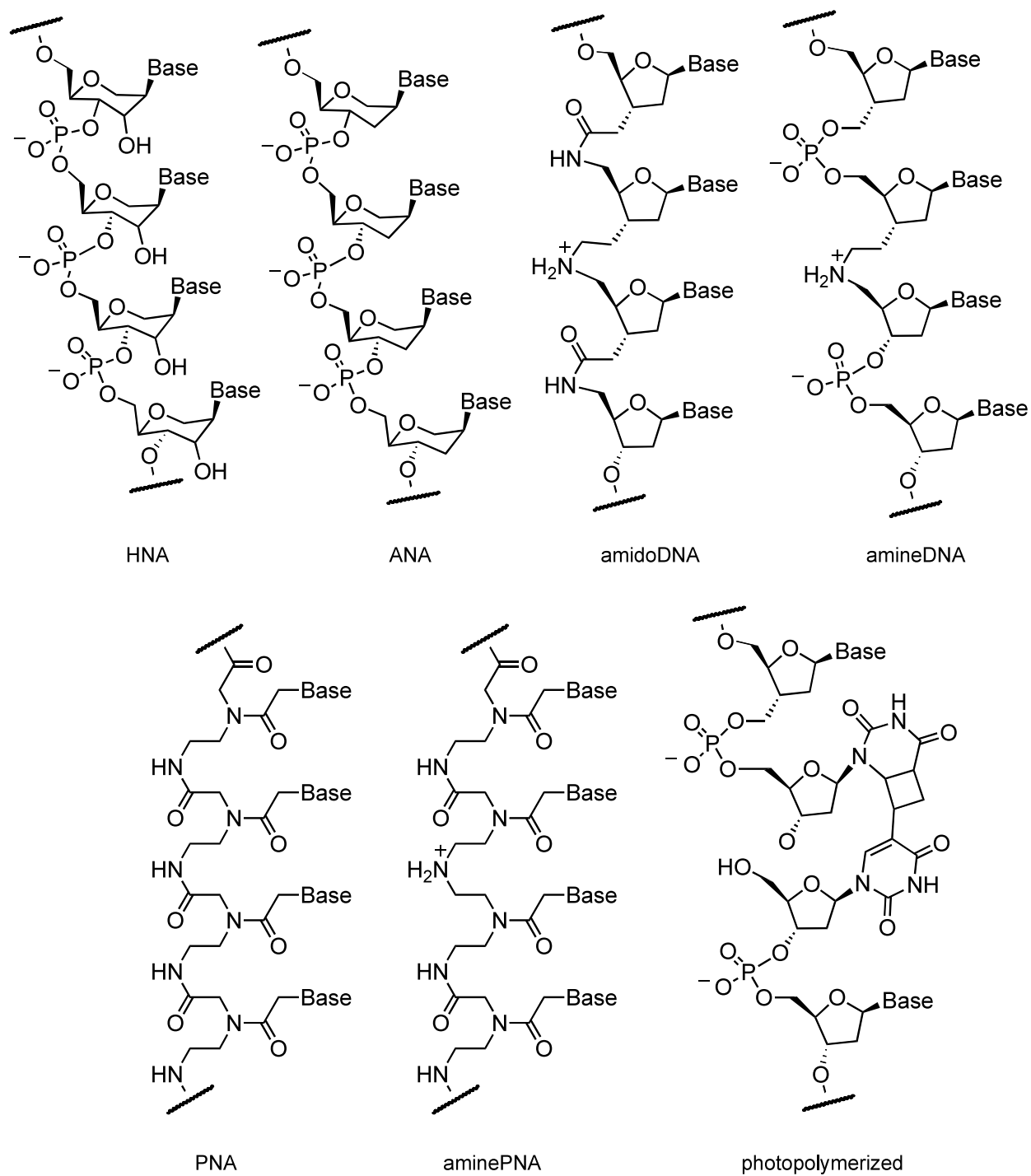
R = H, OH



**Figure 4.** Phosphate analogs have become increasingly common in alternative oligonucleotide backbones to improve the physicochemical properties of DNA and RNA or to introduce novel functional properties. Shown here are phosphate analogs that have been successfully incorporated into nucleic acids using polymerase enzymes [44, 75-91].



**Figure 5.** Non-natural polymers created with native or engineered ribosomes [104-107, 109-113, 116, 117]. Due to the substrate requirements of the ribosome, all of the resulting backbones still resemble native polypeptides.



**Figure 6.** Synthetic polymers created by non-enzymatic DNA- or RNA-templated polymerization of synthetic building blocks [130-132, 139-146].