



CHALMERS
UNIVERSITY OF TECHNOLOGY

Ruthenium-Catalyzed E-Selective Alkyne Semihydrogenation with Alcohols as Hydrogen Donors

Downloaded from: <https://research.chalmers.se>, 2021-08-31 17:16 UTC

Citation for the original published paper (version of record):

Ekebergh, A., Bordes, R., Kann, N. (2020)

Ruthenium-Catalyzed E-Selective Alkyne Semihydrogenation with Alcohols as Hydrogen Donors

Journal of Organic Chemistry, 85(5): 2966-2975

<http://dx.doi.org/10.1021/acs.joc.9b02721>

N.B. When citing this work, cite the original published paper.

Ruthenium-Catalyzed *E*-Selective Alkyne Semihydrogenation with Alcohols as Hydrogen Donors

Andreas Ekebergh, Romain Begon, and Nina Kann*



Cite This: *J. Org. Chem.* 2020, 85, 2966–2975



Read Online

ACCESS |



Metrics & More

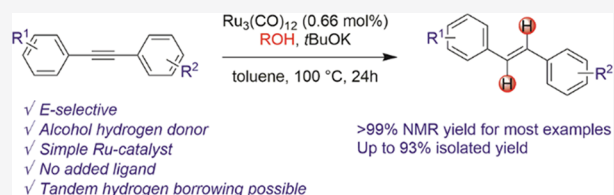


Article Recommendations



Supporting Information

ABSTRACT: Selective direct ruthenium-catalyzed semihydrogenation of diaryl alkynes to the corresponding *E*-alkenes has been achieved using alcohols as the hydrogen source. The method employs a simple ruthenium catalyst, does not require external ligands, and affords the desired products in > 99% NMR yield in most cases (up to 93% isolated yield). Best results were obtained using benzyl alcohol as the hydrogen donor, although biorenewable alcohols such as furfuryl alcohol could also be applied. In addition, tandem semihydrogenation–alkylation reactions were demonstrated, with potential applications in the synthesis of resveratrol derivatives.



INTRODUCTION

The alkene motif is present in a variety of important molecules, including natural products, pharmaceuticals, and fragrances (Figure 1).¹ Stereoselective installation of this functionality

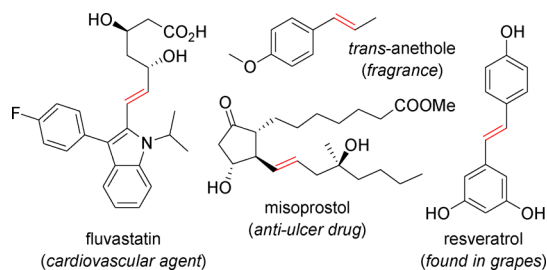


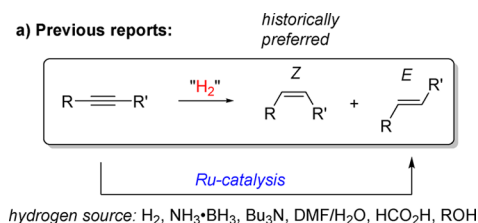
Figure 1. Selected *E*-alkenes.

therefore remains central to organic synthesis. Semihydrogenation of alkynes is a natural synthetic transformation to obtain alkenes. However, *E*-selective alkyne semihydrogenations have historically been more difficult to achieve than *Z*-selective. The former transformation has typically been limited to alkynes bearing alcohols, amines, or ketones in the propargylic position, generally requiring stoichiometric reagents² or proceeding via two-step methods such as *trans*-hydrosilylation followed by protodesilylation.³

Lately, hydrogenation based on homogeneous transition-metal catalysis has begun to offer a remedy to these limitations.² For example, iron,⁴ cobalt,⁵ nickel,⁶ palladium,⁷ manganese,⁸ and iridium⁹ have been used to obtain alkenes from alkynes with *E*-selectivity. In particular, an iridium-catalyzed method for alkyne semihydrogenation recently reported by Yang et al. deserves highlighting^{9a} as it allows the selective formation of either the *E*- or the *Z*-alkene isomer simply by adding a bulkier ligand (COD) to the reaction

system in the latter case. In addition, an inexpensive and sustainable alcohol (ethanol) is used as the hydrogen source. A few accounts of direct ruthenium-based *E*-selective semihydrogenations of alkynes have also been published in the past decade (Scheme 1).¹⁰ Several of the reported ruthenium

Scheme 1. Ruthenium-Catalyzed Methods for Alkyne Semihydrogenation to *E*-Alkenes



b) This study:

- *E*-selective • alcohols as hydrogen donors
- simple Ru catalyst • no ligands or acid additives necessary
- mild conditions • tandem semi-hydrogenation – amination

systems require elevated temperatures (145–180 °C)^{10c,h} or stoichiometric or excess amounts of organic acids (1–50 equiv).^{10c,k} Despite displaying good substrate scope in the presence of other reductive-sensitive functional groups, these harsh reaction conditions could limit the utility of these methods. Milder methods for semihydrogenations based on ruthenium have recently been described.^{10d,j} Fürstner and co-workers used high pressures of dihydrogen (10 bar) with silver

Received: October 8, 2019

Published: February 6, 2020

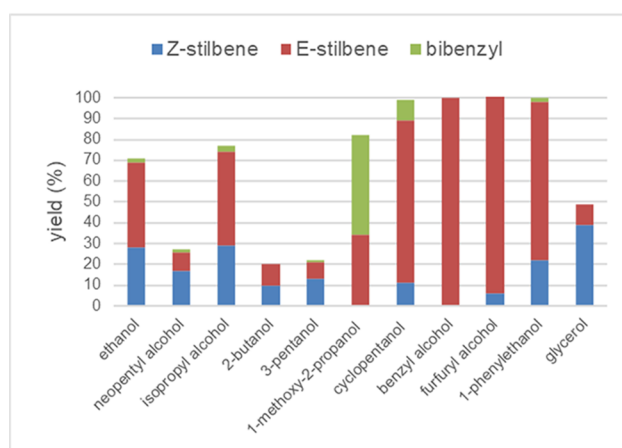
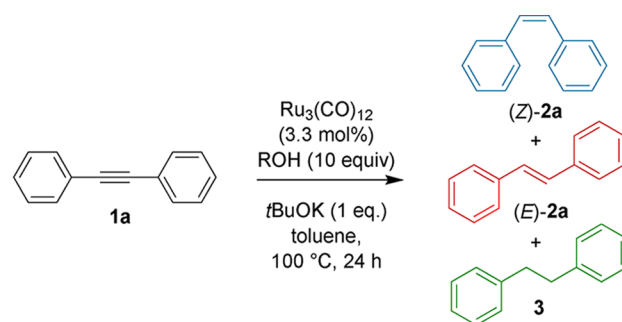
triflate as an additive at ambient temperatures^{10d} or propargylic alcohols as substrates at lower pressures (1 bar),¹⁰ⁱ while Lindhardt recently published a method proceeding at 45 °C with dihydrogen generated in situ in a closed two-chamber system.^{10j} Djukic et al. have shown that μ -chlorido and μ -hydroxobridged ruthenacycles can affect the hydrogenation of triple bonds using isopropanol as the hydrogen donor at 90 °C,^{10b} while Gelman has reported an elegant semihydrogenation of alkynes involving ligand–metal cooperation as the mode of action, using a ruthenium catalyst and a mixture of formic acid and sodium formate as the hydrogen source.¹⁰ⁱ By adding D₂O, this procedure could also be applied toward deuterium labeling.

While conducting a ruthenium-catalyzed “borrowing hydrogen” reaction involving alcohols and amines in the presence of an alkyne functionality,¹¹ we noticed that small amounts of the corresponding alkene were formed. We envisioned that a transfer hydrogenation between the alcohol and the alkyne competed with the borrowing hydrogen reaction to a minor extent. Indeed, in 1981, Shvo and co-workers presented a ruthenium-catalyzed oxidative ester formation from alcohols using diphenylacetylene as a hydrogen acceptor.^{10a} Despite recent reports on alkyne semihydrogenations, the scope of ruthenium-catalyzed transfer hydrogenation between alcohols and alkynes has, to the best of our knowledge, not been investigated in detail.^{10b} We herein present a relatively mild semihydrogenation of alkynes, which can be performed without the necessity of external ligands or stoichiometric amounts of organic/inorganic acids or bases. The procedure performs well with diaryl acetylenes and is experimentally facile, using only commercially available reagents and without the need for any special equipment.

RESULTS AND DISCUSSION

For the initial investigation of the transfer hydrogenation between alcohols and alkynes, diphenylacetylene (**1a**) was used as a model substrate (Scheme 2). A selection of different alcohols were screened for efficiency, *E/Z* selectivity, and their ability to avoid over-reduction. The reaction was performed in the presence of a simple ruthenium catalyst, Ru₃(CO)₁₂, and initially with stoichiometric amounts of *t*BuOK as a base, using toluene as the solvent and heating the reactions in a heating block. Experiments were analyzed by ¹H NMR using 2,5-dimethylfuran as an internal standard.¹² Of the screened hydrogen donors, benzylic alcohols (benzyl and furfuryl alcohol, 1-phenylethanol) stood out both in terms of selectivity and efficiency. In particular, benzyl alcohol produced *E*-stilbene ((*E*)-**2a**) with 100% selectivity over *Z*-stilbene ((*Z*)-**2a**) while only generating ~2% bibenzyl (**3**) via over-reduction. A number of other alcohols also displayed good compatibility with the reaction. Cyclopentanol generated the semihydrogenation product in good yields, with only minor over-reduction, while longer noncyclic secondary aliphatic alcohols (2-butanol, 3-pentanol) reacted sluggishly. Isopropyl alcohol and ethanol both showed a good conversion to alkene, while the more hindered neopentyl alcohol and glycerol reacted slowly. Interestingly, the reactivity of isopropyl alcohol could be greatly enhanced by introducing a methoxy group in the 1-position, generating a substantial amount of bibenzyl. Control experiments were also performed. Excluding the base from the reaction significantly lowered the efficiency, affording 13% of (*Z*)-**2a** and no other products. The alcohol and

Scheme 2. Screening of Alcohols as Hydrogen Donors for Ru-Catalyzed Alkyne Hydrogenation^a



^aNMR yield (2,5-dimethylfuran as an internal standard). Reactions were heated in a heating block.

catalyst, as expected, proved to be essential to the reaction, with no products formed in their absence.

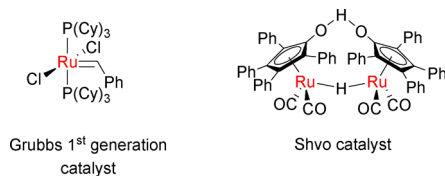
While benzyl alcohol outperformed the other hydrogen donors, the generation of reactive benzaldehyde in situ could under some circumstances be problematic due to its potential reactivity with nucleophiles. Isopropyl alcohol, on the other hand, forms acetone, which is less prone to adduct formation with nucleophiles. Additionally, compared to benzyl alcohol and benzaldehyde, both isopropyl alcohol and acetone can be easily removed through evaporation, thus expediting the purification of the product. Further optimization was thus performed using isopropyl alcohol as the hydrogen donor, aiming to improving the *E/Z* selectivity and yield.

In addition to Ru₃(CO)₁₂, nine other commercially available ruthenium catalysts were screened using isopropyl alcohol as the hydrogen donor (Table 1). The reactivity of the catalysts varied from very low when using RuCl₃ (entry 2), Cp**Ru*Cl(COD) (entry 5), or the Shvo catalyst (entry 9 and Figure 2) to being higher but unselective for the semihydrogenation product when RuCl₂(PPh₃)₃ was employed (entry 7). The Grubbs first-generation catalyst (Figure 2) gave the fully reduced bibenzyl product **3** with nearly complete selectivity in a good yield (entry 4). However, our interest lays in the selective semihydrogenation to form the (*E*)-**2a**. In this context, catalyst RuCl₂(DMSO)₄ displayed good properties, with a combined yield of 91% and 6:1 in terms of the *E/Z* selectivity (entry 3). RuCl(CO)H(PPh₃)₃ also performed well, affording only (*E*)-**2a** in a good yield, albeit with some concomitant over-reduction to **3** (entry 6). Viable catalysts for the *E*-selective semihydrogenation of diphenylacetylene, using

Table 1. Catalyst Screening in the Ru-Catalyzed Reduction of Phenylacetylene (1a)^a

entry	catalyst	yield ^b 2 (%)	E/Z 2	yield ^b 3 (%)
1	[Ru(<i>p</i> -cymene)Cl ₂] ₂	30	1:1	3
2	RuCl ₃	4	3:1	0
3	RuCl ₂ (DMSO) ₄	91	6:1	10
4 ^c	Grubbs catalyst	3	1:0	75
5	Cp*RuCl(COD)	4	3:1	0
6	RuCl(CO)H(PPh ₃) ₃	69	1:0	13
7	RuCl ₂ (PPh ₃) ₃	28	1:0	39
8	Cp*RuCl(PPh ₃) ₃	18	8:1	0
9 ^c	Shvo catalyst	8	7:1	0
10	Ru ₃ (CO) ₁₂	74	1.5:1	3

^aReaction and conditions as in Scheme 2 but with different catalysts. Isopropyl alcohol was used as the hydrogen donor. Catalyst amount corresponds to 10 mol % Ru. ^bNMR yield (2,5-dimethylfuran as internal standard). ^cSee Figure 2.

**Figure 2.** Structures of the Grubbs first-generation and Shvo catalysts.

isopropyl alcohol as the hydrogen donor, were thus found to be Ru₃(CO)₁₂, RuCl₂(DMSO)₄, and RuCl(CO)H(PPh₃)₃. RuCl₂(DMSO)₄ was selected for further studies when using isopropyl alcohol as the hydrogen donor.

With two catalyst systems in hand, that is, Ru₃(CO)₁₂/benzyl alcohol and RuCl₂(DMSO)₄/*i*PrOH, further studies concerning the loading of catalyst, base, and hydrogen donor were performed (Table 2). For Ru₃(CO)₁₂/benzyl alcohol, using a catalyst amount corresponding to 2 mol % Ru and reducing the amount of base to 0.2 equiv did not affect the yield (entries 1 and 4), while lowering the amount of alcohol (entry 5) or temperature (entry 6) had a negative effect on the yield and E/Z selectivity. Interestingly, reducing the amount of catalyst while maintaining the base at 1 equiv decreased the

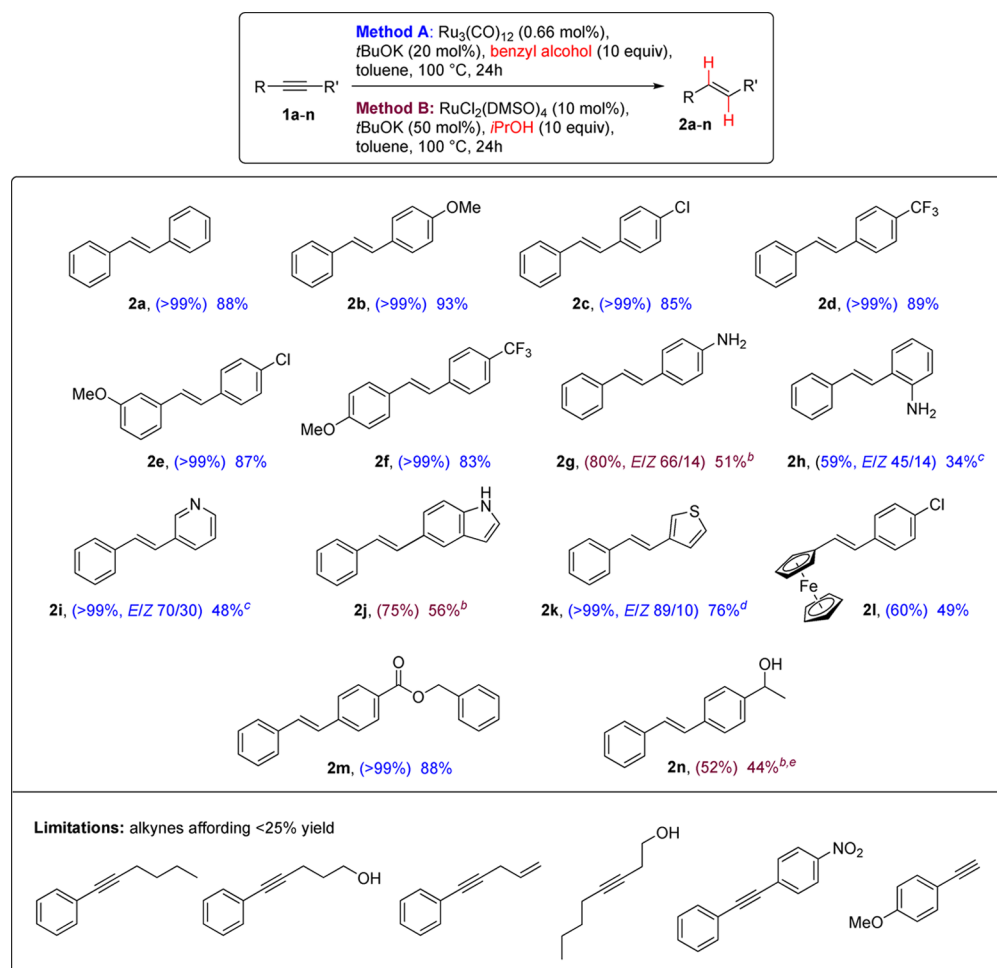
Table 2. Optimization of Reaction Conditions Using Phenylacetylene (1a)^a

entry	catalyst (mol % Ru)	<i>t</i> BuOK (equiv)	yield ^b 2 (%)	E/Z 2
1 ^{c,d}	Ru ₃ (CO) ₁₂ (10)	1	>99	1:0
2 ^{c,d}	Ru ₃ (CO) ₁₂ (2)	1	93	1:0 ^e
3 ^d	Ru ₃ (CO) ₁₂ (5)	1	89	1:0
4 ^d	Ru ₃ (CO) ₁₂ (2)	0.2	>99	1:0
5 ^{d,e}	Ru ₃ (CO) ₁₂ (2)	0.2	17	1:2.4
6 ^{d,f}	Ru ₃ (CO) ₁₂ (2)	0.2	79	2.3:1
7 ^g	RuCl ₂ (DMSO) ₄ (10)	1	91	6:1
8 ^g	RuCl ₂ (DMSO) ₄ (2)	1	19	1:1
9 ^g	RuCl ₂ (DMSO) ₄ (2)	0.2	19	1:1
10 ^{e,g}	RuCl ₂ (DMSO) ₄ (2)	0.2	5	4:1

^aReactions performed at 100 °C (heating block) with 10 equiv hydrogen donor for 24 h unless otherwise indicated. Only trace bibenzyl (3) formed unless otherwise indicated. ^bNMR yield (2,5-dimethylfuran as an internal standard). ^c4% bibenzyl (3) formed. ^dBenzyl alcohol as a hydrogen donor. ^e2 equiv hydrogen donor. ^fReaction performed at 80 °C. ^gIsopropyl alcohol as a hydrogen donor.

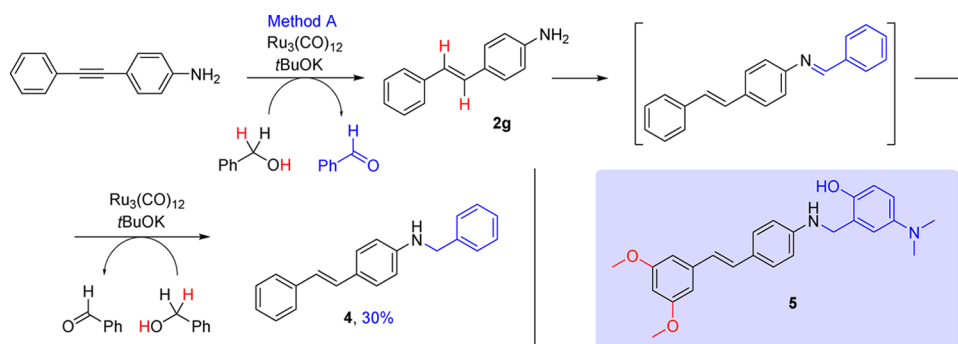
yield of the alkene (entry 2). Hence, the activity of the catalyst is related to the relative amount of base. The same behavior was observed when using a 5 mol % catalyst (entry 3). RuCl₂(DMSO)₄/*i*PrOH was also evaluated but displayed a much slower reaction rate. Reducing the amount of catalyst, base, and alcohol dramatically reduced the yield within the investigated time frame of 24 h (entries 7–10).

The optimized conditions for Ru₃(CO)₁₂/benzyl alcohol (Method A) were then applied to a series of alkynes (1a–n, Scheme 3) to investigate the scope. Diaryl acetylenes with varying electronic properties were well tolerated and formed their corresponding hydrogenated *E*-isomers selectively, with close to quantitative conversion (as determined by ¹H NMR) and high isolated yields (compounds 2a–f). Electron-rich compounds such as 1c reacted slightly slower, and longer reaction times were needed to achieve full conversion. Primary amines and pyridines (1g–i) proved to be more challenging substrates. The hydrogenation of the *p*-amino derivative proceeded sluggishly under the standard conditions. Increasing the catalytic loading 4-fold gave a satisfactory hydrogenation yield, accompanied, however, by the formation of substantial amounts of another compound (Scheme 4). Interestingly, further analysis showed that this compound resulted from a hydrogen borrowing process¹³ between benzaldehyde, formed in situ from the benzyl alcohol hydrogen donor and the primary amine, to form an intermediate imine that could be reduced to the corresponding amine 4 (Scheme 4) using a second equivalent of hydrogen. The fact that a concomitant semihydrogenation–amine alkylation process is feasible is not surprising as Ru₃(CO)₁₂ has been employed for the direct amination of alcohols via hydrogen borrowing under similar conditions.¹⁴ This tandem process could potentially be applied toward the synthesis of resveratrol derivatives such as 5, reported as a promising lead compound for the treatment of Alzheimer's disease.¹⁵ Switching to different reaction conditions, utilizing *i*PrOH as the hydrogen donor with RuCl₂(DMSO)₄ as the catalyst (Method B), suppressed the competing hydrogen borrowing reaction, allowing isolation of alkene 2g in a moderate yield. The more sterically challenging *ortho*-amine could be reduced using Method A but required a higher catalytic loading to proceed (compound 2h). In this case, the hydrogen borrowing product was not observed, most likely owing to the more hindered position of the amino group in the substrate. Similar to the other nitrogen-containing compounds, 3-(phenylethynyl)pyridine also required a higher catalytic loading and also a longer reaction time but afforded 2i in a high NMR yield. The lack of reactivity is most likely due to deactivation of the catalyst through coordination by nitrogen. This could also explain the lack of reports on the ruthenium-catalyzed semihydrogenation of aniline-containing compounds. The protons *ortho* to the nitrogen displayed broad signals in ¹H NMR after completion of the reaction, indicating coordination. The stability of this interaction was further validated as it was maintained even after column chromatography on silica. The ruthenium could be removed by chromatography on amine-functionalized silica, supplying the pure semihydrogenation product with some loss in yield due to the more elaborate purification required. Other heterocyclic alkyne substrates were more successful, with indole- and thiophene-derivatives 2j and 2k formed in 56 and 76% yields, respectively. A ferrocenyl-substituted *E*-alkene (2l) could be obtained in a moderate yield, while appending an ester substituent to diphenyl acetylene was unproblematic (2m),

Scheme 3. Scope of the Semihydrogenation Reaction^{a–e}

^aPrepared using Method A unless otherwise stated; reactions were heated in a heating block. See the Experimental Section for deviations in terms of reaction time. Yields in parentheses refer to NMR yields of *E*-alkene (for 2g–i and 2k a mixture of *E*- and *Z*-alkenes). Isolated yields refer to *E*-alkene only. ^bPrepared using Method B. See the Supporting Information for deviations in terms of reaction time. Product 2n is a result of semihydrogenation with concomitant reduction of the carbonyl group. ^c3.33 mol % Ru₃(CO)₁₂ used. ^dProduct contains 3% of the (*Z*)-isomer. ^e20 mol % RuCl₂(DMSO)₄ used.

Scheme 4. Tandem Alkyne Semihydrogenation and Direct Amine Alkylation



although transesterification occurs if the corresponding methyl ester is used as the precursor instead. Exchanging the ester for a ketone gave interesting results. Method A afforded the benzylated ketone 6 (Figure 3), instead of the expected semihydrogenation product. This product is most likely also the result of a hydrogen borrowing-type mechanism (as for 4) but in this case involving carbon–carbon bond formation instead of amine alkylation. Method B instead affected

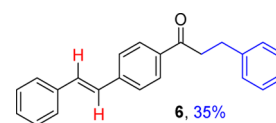


Figure 3. Product of tandem alkyne semihydrogenation and ketone alkylation (Method A).

concomitant alkyne semihydrogenation and transfer hydrogenation of the ketone, producing alcohol **2n** in a moderate yield. In terms of limitations of the reaction, alkyl/aryl substitution of alkynes and dialkylacetylenes was unsuccessful, showing both low reactivity and formation of byproducts. Analysis of the crude products by ^1H NMR showed that while some alkene was formed in the reaction, double bond isomerization had also occurred, resulting in a mixture of products. In addition, while a *p*-CF₃ substituent on diphenylacetylene was well tolerated (**2d**), the corresponding *p*-NO₂ compound afforded a complex mixture, where some concomitant reduction of the nitro group had taken place. Terminal alkynes such as 1-ethynyl-4-methoxybenzene afforded a complex mixture, with only trace amounts of products.

The reaction of diphenylacetylene with benzyl alcohol, using Ru₃(CO)₁₂ as the catalyst, could be monitored over time using ^1H NMR, which revealed an initial hydrogenation to form the *Z*-isomer that underwent an isomerization process to the *E*-isomer (Figure 4). This observation is in line with previous reports.^{10c,k,16}

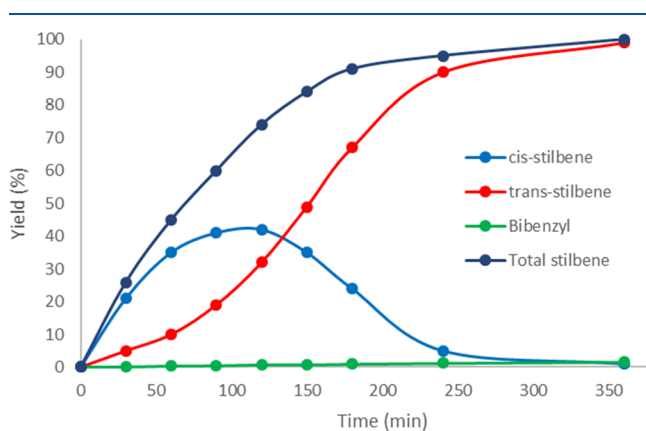
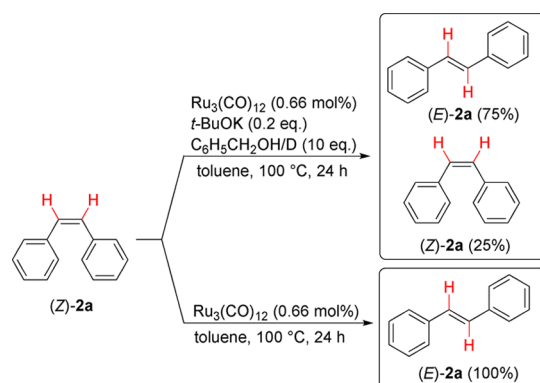


Figure 4. Compound distribution over time.

The isomerization was further investigated by subjecting *cis*-stilbene to the standard reaction conditions in the presence of deuterated benzyl alcohol (Bn-OD). *Z*-Stilbene ((*Z*)-**2a**) was isomerized into *E*-stilbene ((*E*)-**2a**) under these conditions but without incorporation of deuterium (Scheme 5). This observation differs from the recent study by Lindhardt and co-workers^{10j} in which they found that isomerization of (*Z*)-**2a** in the presence of a ruthenium catalyst and D₂ results in

Scheme 5. Investigation of the Isomerization Process



incorporation of deuterium at the alkenylic positions. We further found that the isomerization to (*E*)-**2a** occurred in the presence of the catalyst alone. These results indicate that the isomerization process does not proceed via a hydrogenation/rotation/ β -hydride elimination route. No isomerization was observed when omitting the catalyst while including the other reactants. Both benzaldehyde and benzyl benzoate were observed as side products after the transfer–hydrogenation reaction. Benzyl benzoate is likely formed via a second reaction between benzaldehyde and benzyl alcohol with subsequent oxidation, as previously reported by Shvo.^{10a}

CONCLUSIONS

In conclusion, a methodology for the selective semihydrogenation of diaryl alkynes to *E*-alkenes was developed, involving the use of a simple Ru catalyst, a low catalyst loading, ligand-free conditions, and alcohols as the source of hydrogen. While benzyl alcohol gave the most favorable *E*-selectivity and conversion, renewable alcohols such as furfuryl alcohol could also be applied as hydrogen donors with good results. A tandem semihydrogenation–amine alkylation reaction, the latter via hydrogen borrowing, was also demonstrated, using 4-(phenylethynyl)aniline (**1g**) as the substrate. Reaction monitoring indicates that the high *E*-selectivity in the semihydrogenation is due to isomerization of initially formed *Z*-alkene by the catalyst, rather than a result of the semihydrogenation process itself.

EXPERIMENTAL SECTION

General Remarks. All reactions were carried out under an argon atmosphere with dry solvents in oven-dried glassware, unless otherwise noted. Toluene, triethylamine (Et₃N), ethanol (EtOH), ethyl acetate (EtOAc), and petroleum ether were bought from commercial vendors. Toluene was purchased in anhydrous form and used without further purification. Et₃N was dried over molecular sieves (3 Å). EtOH, EtOAc, and petroleum ether were used as received. Reagents as well as alkynes **1a** and **1c** were purchased from commercial vendors and used as received, unless otherwise stated. For the Sonogashira reaction, oxygen-free Et₃N was obtained by bubbling argon through the solvent for 15 min. Reactions were monitored by thin-layer chromatography carried out on 0.25 mm E. Merck silica gel plates (60F-254) using UV light as the visualizing agent. Flash chromatography was performed on a Biotage Isolera One using Biotage KP-Sil columns (packed with 50 μm irregular silica) using 254 nm and 280 nm UV light for monitoring. NMR spectra were recorded on samples in deuterated chloroform (CDCl₃) or DMSO (DMSO-*d*₆) on an Agilent 400 MHz (101 MHz for ¹³C) instrument. Residual undeuterated chloroform (¹H: δ = 7.26 ppm, ¹³C: δ = 77.2 ppm) or DMSO (¹H: δ = 2.50 ppm, ¹³C: δ = 39.5 ppm) were used as the internal reference. The following abbreviations, or a combination thereof, were used to characterize the multiplicities: s = singlet, d = doublet, t = triplet, q = quartet, m = multiplet, and br = broad. Melting points (mp) were recorded on a Mettler FP 90/82 melting point apparatus and were uncorrected. IR spectra were recorded with a PerkinElmer Spectrum ONE FT-IR spectrometer using KBr pellet sample preparation. High-resolution mass determinations were obtained with an Agilent QTOF 6520 with Infinity UHPLC and electrospray ionization.

General Procedure for the Preparation of Internal Alkynes **1b and **1d–n** via Sonogashira Reaction.** Arylhalide, bis-(triphenylphosphine)palladium(II) dichloride (Pd(PPh₃)₂Cl₂), and copper(I) iodide (CuI) (see each compound for amounts) were transferred to a dry 20 mL Biotage microwave reaction vial equipped with a cross-shaped magnetic stirring bar. The vial was sealed using a cap with septum, evacuated of air, and refilled with argon (three cycles). The alkyne and dry deoxygenated Et₃N were thereafter

transferred to the vial. The obtained mixture was further deoxygenated by bubbling argon through for 5 min while stirring. The argon inlet was removed and the reaction was heated in a Radleys Heat-On block to 80 °C for an indicated amount of time. The reaction was cooled to room temperature and concentrated under reduced pressure. The crude product was taken up in approximately 5 mL CH₂Cl₂ and the slurry was transferred to a 3 g Biotage KP-Sil samplet. After allowing the samplet to dry, it was transferred to a 25 g column and purified by flash chromatography.

1-Methoxy-4-(phenylethynyl)benzene (1b).¹⁷ The reaction was performed according to the general procedure using 4-iodoanisole (1.17 g, 5.0 mmol), Pd(PPh₃)₂Cl₂ (105 mg, 0.15 mmol), CuI (28 mg, 0.15 mmol), phenylacetylene (0.81 mL, 7.4 mmol), and Et₃N (13 mL). Flash chromatography gradient: petroleum ether/EtOAc, 1:0 to 95:5 (10 column volumes) to 95:5 (10 column volumes). Product **1b** was obtained as a light orange crystalline solid (991 mg, 95%): ¹H NMR (400 MHz, CDCl₃): δ 7.54–7.49 (m, 2H), 7.47 (XX' signal of AA'XX' spin system, 2H), 7.37–7.30 (m, 3H), 6.88 (AA' signal of AA'XX' spin system, 2H), 3.83 (s, 3H); ¹³C{¹H} NMR (101 MHz, CDCl₃): δ 159.7, 133.2, 131.6, 128.4, 128.1, 123.7, 115.5, 114.1, 89.5, 88.2, 55.5.

1-(Phenylethynyl)-4-(trifluoromethyl)benzene (1d).¹⁸ The reaction was performed according to the general procedure using 1-iodo-4-(trifluoromethyl)benzene (554 mg, 2.0 mmol), Pd(PPh₃)₂Cl₂ (28 mg, 0.04 mmol), CuI (7.6 mg, 0.04 mmol), phenylacetylene (0.26 mL, 2.4 mmol), and Et₃N (6 mL). Flash chromatography gradient: petroleum ether/EtOAc, 1:0 to 1:0 (5 column volumes) to 85:15 (15 column volumes). Product **1d** was obtained as a white crystalline solid (512 mg, >99%): ¹H NMR (400 MHz, CDCl₃): δ 7.68–7.59 (m, 4H), 7.58–7.52 (m, 2H), 7.41–7.35 (m, 3H); ¹³C{¹H} NMR (101 MHz, CDCl₃): δ 132.0, 131.9, 130.0 (q, J = 32.7 Hz), 129.0, 128.6, 127.3 (q, J = 1.5 Hz), 125.4 (q, J = 3.8 Hz), 124.1 (q, J = 272.2 Hz), 122.7, 91.9, 88.1.

1-((4-Chlorophenyl)ethynyl)-3-methoxybenzene (1e).¹⁹ The reaction was performed according to the general procedure using 4-bromochlorobenzene (957 mg, 5 mmol), Pd(PPh₃)₂Cl₂ (105 mg, 0.15 mmol), CuI (28 mg, 0.15 mmol), 3-ethynylanisole (0.94 mL, 7.4 mmol), and Et₃N (16 mL). Flash chromatography gradient: petroleum ether/EtOAc, 1:0 to 1:0 (15 column volumes). Product **1e** was obtained as a white crystalline solid (573 mg, 47%): ¹H NMR (400 MHz, CDCl₃): δ 7.47 (XX' signal of AA'XX' spin system, 2H), 7.33 (AA' signal of AA'XX' spin system, 2H), 7.29–7.24 (m, 1H), 7.12 (ddd, J = 7.6, 1.5, 1.0 Hz, 1H), 7.05 (ddd, J = 2.7, 1.4, 0.4 Hz, 1H), 6.91 (ddd, J = 8.3, 2.6, 1.0 Hz, 1H), 3.83 (s, 3H); ¹³C{¹H} NMR (101 MHz, CDCl₃): δ 159.5, 134.5, 133.0, 129.6, 128.8, 124.3, 124.0, 121.8, 116.5, 115.3, 90.4, 88.2, 55.5.

1-Methoxy-4-((4-(trifluoromethyl)phenyl)ethynyl)-benzene (1f).²⁰ The reaction was performed according to the general procedure using 1-iodo-4-(trifluoromethyl)benzene (272 mg, 1 mmol), Pd(PPh₃)₂Cl₂ (21 mg, 0.03 mmol), CuI (5.7 mg, 0.03 mmol), 4-ethynylanisole (0.13 mL, 1.02 mmol), and Et₃N (3 mL). Flash chromatography gradient: petroleum ether/EtOAc, 1:0 to 95:5 (20 column volumes) to 95:5 (10 column volumes). Product **1f** was obtained as a white crystalline solid (264 mg, 96%): ¹H NMR (400 MHz, CDCl₃): δ 7.63–7.57 (m, 4H), 7.49 (XX' signal of AA'XX' spin system, 2H), 6.90 (AA' signal of AA'XX' spin system, 2H), 3.84 (s, 3H); ¹³C{¹H} NMR (101 MHz, CDCl₃): δ 160.2, 133.4, 131.7, 129.7 (q, J = 32.6 Hz), 127.6 (q, J = 1.5 Hz), 125.4 (q, J = 3.8 Hz), 124.2 (q, J = 272.1 Hz), 114.8, 114.2, 92.1, 87.0, 55.4.

4-(Phenylethynyl)aniline (1g).²¹ The reaction was performed according to the general procedure using 4-iodoaniline (1.1 g, 5 mmol), Pd(PPh₃)₂Cl₂ (70 mg, 0.1 mmol), CuI (19 mg, 0.1 mmol), phenylacetylene (0.66 mL, 6 mmol), and Et₃N (15 mL). Flash chromatography gradient: petroleum ether/EtOAc, 98:2 to 93:7 (10 column volumes) to 93:7 (10 column volumes) to 4:1 (10 column volumes). Product **1g** was obtained as an orange crystalline solid (822 mg, 85%): ¹H NMR (400 MHz, CDCl₃): δ 7.52–7.47 (m, 2H), 7.39–7.28 (m, 5H), 6.65 (AA' signal of AA'XX' spin system, 2H), 3.82 (br s, 2H); ¹³C{¹H} NMR (101 MHz, CDCl₃): δ 146.8, 133.1, 131.5, 128.4, 127.8, 124.0, 114.9, 112.8, 90.2, 87.5.

2-(Phenylethynyl)aniline (1h).²² The reaction was performed according to the general procedure using 2-iodoaniline (1.1 g, 5 mmol), Pd(PPh₃)₂Cl₂ (70 mg, 0.1 mmol), CuI (19 mg, 0.1 mmol), phenylacetylene (0.66 mL, 6 mmol), and Et₃N (15 mL). Flash chromatography gradient: petroleum ether/EtOAc, 1:0 to 1:0 (5 column volumes) to 85:15 (15 column volumes). Product **1h** was obtained as a yellow crystalline solid (769 mg, 80%): ¹H NMR (400 MHz, CDCl₃): δ 7.56–7.50 (m, 2H), 7.40–7.32 (m, 4H), 7.14 (ddd, J = 8.1, 7.4, 1.6 Hz, 1H), 6.75–6.70 (m, 2H), 4.28 (br s, 2H); ¹³C{¹H} NMR (101 MHz, CDCl₃): δ 147.9, 132.2, 131.6, 129.8, 128.5, 128.3, 123.4, 118.1, 114.4, 108.0, 94.8, 86.0.

3-(Phenylethynyl)pyridine (1i).²³ The reaction was performed according to the general procedure using 3-bromopyridine (0.48 mL, 5 mmol), Pd(PPh₃)₂Cl₂ (105 mg, 0.15 mmol), CuI (28 mg, 0.15 mmol), phenylacetylene (0.81 mL, 7.4 mmol), and Et₃N (16 mL). Flash chromatography gradient: petroleum ether/EtOAc, 1:0 to 9:1 (10 column volumes) to 9:1 (15 column volumes). Product **1i** was obtained as a light brown crystalline solid (546 mg, 61%): ¹H NMR (400 MHz, CDCl₃): δ 8.77 (dd, J = 2.2, 0.9 Hz, 1H), 8.55 (dd, J = 4.9, 1.7 Hz, 1H), 7.81 (ddd, J = 7.9, 2.2, 1.7 Hz, 1H), 7.59–7.52 (m, 2H), 7.40–7.35 (m, 3H), 7.29 (ddd, J = 7.9, 4.9, 0.9 Hz, 1H); ¹³C{¹H} NMR (101 MHz, CDCl₃): δ 152.4, 148.7, 138.6, 131.8, 129.0, 128.6, 123.2, 122.7, 120.6, 92.8, 86.1.

5-(Phenylethynyl)-1H-indole (1j).²⁴ The reaction was performed according to the general procedure using 5-iodoindole (1.22 g, 5 mmol), Pd(PPh₃)₂Cl₂ (70 mg, 0.1 mmol), CuI (19 mg, 0.1 mmol), phenylacetylene (0.6 g, 6 mmol), and Et₃N (15 mL). Flash chromatography gradient: petroleum ether/EtOAc, 1:0 to 1:0 (10 column volumes) to 9:1 (20 column volumes) to 9:1 (20 column volumes). Product **1j** was obtained as a light yellow crystalline solid (882 mg, 81%): ¹H NMR (400 MHz, DMSO-*d*₆): δ 11.35 (br s, 1H), 7.80 (dt, J = 1.5, 0.7 Hz, 1H), 7.58–7.51 (m, 2H), 7.47–7.35 (m, 5H), 7.27 (dd, J = 8.4, 1.6 Hz, 1H), 6.48 (ddd, J = 2.9, 1.9, 0.9 Hz, 1H); ¹³C{¹H} NMR (101 MHz, DMSO-*d*₆): δ 135.7, 131.1, 128.7, 128.1, 127.6, 126.7, 124.3, 123.9, 123.2, 112.3, 111.9, 101.4, 91.6, 86.6.

3-(Phenylethynyl)thiophene (1k).²⁵ The reaction was performed according to the general procedure using 3-bromothiophene (815 mg, 5 mmol), Pd(PPh₃)₂Cl₂ (70 mg, 0.1 mmol), CuI (19 mg, 0.1 mmol), phenylacetylene (0.6 g, 6 mmol), and Et₃N (15 mL). Flash chromatography: petroleum ether (10 column volumes). Product **1k** was obtained as a clear oil that crystallized in matter of days (788 mg, 86%). The compound turns orange upon air exposure: ¹H NMR (400 MHz, CDCl₃): δ 7.57–7.49 (m, 3H), 7.39–7.32 (m, 3H), 7.31 (dd, J = 5.0, 3.0 Hz, 1H), 7.21 (dd, J = 5.0, 1.2 Hz, 1H); ¹³C{¹H} NMR (101 MHz, CDCl₃): δ 131.7, 130.0, 128.7, 128.5, 128.4, 125.5, 123.3, 122.4, 89.0, 84.6.

(4-Chlorophenylethynyl)ferrocene (1l).²⁶ The reaction was performed according to the general procedure using 4-bromochlorobenzene (0.618 mL, 3.2 mmol), Pd(PPh₃)₂Cl₂ (105 mg, 0.15 mmol), CuI (28 mg, 0.15 mmol), ethynylferrocene (1.0 g, 4.8 mmol), and Et₃N (16 mL). Flash chromatography gradient: petroleum ether/EtOAc, 1:0 to 98:2 (10 column volumes) to 98:2 (10 column volumes). Product **1l** was obtained as a red crystalline solid (634 mg, 61%): ¹H NMR (400 MHz, CDCl₃): δ 7.40 (XX' signal of AA'XX' spin system, 2H), 7.30 (AA' signal of AA'XX' spin system, 2H), 4.51–4.49 (m, 2H), 4.26–4.24 (m, 7H); ¹³C{¹H} NMR (101 MHz, CDCl₃): δ 133.7, 132.7, 128.7, 122.6, 89.6, 84.8, 71.6, 70.2, 69.2, 65.1.

Benzyl 4-(phenylethynyl)benzoate (1m). This compound was prepared in two steps via the corresponding methyl ester. Step 1, Sonogashira reaction: methyl 4-(phenylethynyl)benzoate²⁷ was first prepared according to the general procedure using methyl 4-iodoacetophenone (1.23 g, 5 mmol), Pd(PPh₃)₂Cl₂ (70 mg, 0.1 mmol), CuI (19 mg, 0.1 mmol), phenylacetylene (0.61 g, 6 mmol), and Et₃N (15 mL). Flash chromatography gradient: petroleum ether/EtOAc, 1:0 to 1:0 (10 column volumes) to 95:5 (10 column volumes) to 9:1 (5 column volumes) to 9:1 (15 column volumes). Product was obtained as a light yellow crystalline solid (689 mg, 58%): ¹H NMR (400 MHz, CDCl₃): δ 8.03 (XX' signal of AA'XX' spin system, 2H), 7.59 (AA' signal of AA'XX' spin system, 2H), 7.57–7.52 (m, 2H),

7.40–7.34 (m, 3H), 3.93 (s, 3H); $^{13}\text{C}\{^1\text{H}\}$ NMR (101 MHz, CDCl_3): δ 166.7, 131.9, 131.6, 129.64, 129.59, 128.9, 128.6, 128.1, 122.8, 92.5, 88.8, 52.4. Step 2, transesterification: a dry 5 mL reaction vial containing methyl 4-(phenylethynyl)benzoate (71 mg, 0.3 mmol), *t*BuOK (17 mg, 0.15 mmol), benzyl alcohol (0.31 mL, 3 mmol), and toluene (0.7 mL) was heated in a Radleys Heat-On block to 100 °C for 24 h under an atmosphere of argon. The reaction was cooled to room temperature and the toluene was evaporated under a stream of N_2 . The resulting mixture was taken up in ~0.5 mL DCM and transferred to a 1 g Biotage KP-Sil samplet. After allowing the samplet to dry, it was transferred to a 10 g column and purified through flash chromatography. Gradient: petroleum ether/EtOAc, 1:0 to 1:0 (5 column volumes) to 9:1 (25 column volumes). Product **1m** was obtained as a white crystalline solid: mp = 103–105 °C; $\nu_{\text{max}}/\text{cm}^{-1}$ 3031 (C–H), 2958 (C–H), 2213 (C≡C), 1709 (C=O), 1604 (C=C); ^1H NMR (400 MHz, CDCl_3): δ 8.07 (XX' signal of AA'XX' spin system, 2H), 7.59 (AA' signal of AA'XX' spin system, 2H), 7.57–7.53 (m, 2H), 7.49–7.45 (m, 2H), 7.44–7.34 (m, 6H), 5.38 (s, 2H); $^{13}\text{C}\{^1\text{H}\}$ NMR (101 MHz, CDCl_3): δ 166.0, 136.0, 131.9, 131.6, 129.8, 129.6, 128.9, 128.8, 128.6, 128.5, 128.4, 128.3, 122.8, 92.6, 88.8, 67.0; HRMS (ESI + QTOF): $[\text{M} + \text{H}]^+$ calcd for $\text{C}_{22}\text{H}_{17}\text{O}_2$, 313.1223; found, 313.1221.

1-(4-(Phenylethynyl)phenyl)ethan-1-one (1n).²⁸ The reaction was performed according to the general procedure using methyl 4-iodobenzoate (1.3 g, 5 mmol), Pd(PPh_3) $_2\text{Cl}_2$ (105 mg, 0.15 mmol), CuI (28 mg, 0.15 mmol), phenylacetylene (0.81 g, 7.4 mmol), and Et_3N (16 mL). Flash chromatography gradient: petroleum ether/EtOAc, 1:0 to 1:0 (5 column volumes) to 99:1 (3 column volumes) to 9:1 (11 column volumes). Product **1n** was obtained as an off-white crystalline solid (337 mg, 31%): ^1H NMR (400 MHz, CDCl_3): δ 7.93 (XX' signal of AA'XX' spin system, 2H), 7.61 (AA' signal of AA'XX' spin system, 2H), 7.58–7.52 (m, 2H), 7.41–7.34 (m, 3H), 2.60 (s, 3H); $^{13}\text{C}\{^1\text{H}\}$ NMR (101 MHz, CDCl_3): δ 197.4, 136.3, 131.8, 131.8, 128.9, 128.6, 128.4, 128.3, 122.7, 92.8, 88.7, 26.7.

Semihydrogenation of Internal Alkynes, Method A. To an oven-dried 5 mL Biotage microwave reaction vial equipped with a magnetic stirring bar was transferred alkyne, $\text{Ru}_3(\text{CO})_{12}$, and *t*BuOK (see each compound for amounts). The vial was sealed with a Biotage cap and connected to a Schlenk line. The atmosphere was evacuated and the vial was refilled with argon (three cycles). Dry toluene and benzyl alcohol were subsequently transferred (no special precautions were taken to exclude air from these components). The Schlenk connection was removed and the sealed system was heated in a Radleys Heat-On block to 100 °C. After being stirred at that temperature for an indicated period of time, the reaction was allowed to cool to room temperature and toluene was removed under a stream of N_2 . The reported NMR yields were obtained using 2,5-dimethylfuran as the internal standard.²⁹ Everything was taken up in ~2 mL of CDCl_3 and a ^1H -NMR was recorded (no. of transients: 2, relaxation delay: 60 s). The spectrum was phase-corrected and baseline-corrected before being integrated. The amount of product was calculated as previously described using the 2,5-dimethylfuran H_{Ar} peak at δ 5.87 ppm and appropriate product peaks. As an example, the hydrogenation of phenylacetylene with cyclopentanol as the hydrogen donor can be found in the Supporting Information (Figure S1). The CDCl_3 was after analysis evaporated and the crude mixture was taken up in ~1–3 mL of DCM and transferred to either a 1 g or 3 g Biotage KP-Sil samplet. After drying the samplet, it was transferred to a 10 g or a 25 g column and purified through flash chromatography.

Method B. Method B was the same as Method A but used $\text{RuCl}_2(\text{DMSO})_4$ (10 mol %) as the catalyst, *i*PrOH (10 equiv) as the hydrogen donor, and 50 mol % *t*BuOK as the base instead.

(E)-Stilbene ((E)-2a).³⁰ The reaction was performed according to Method A using diphenylacetylene (107 mg, 0.60 mmol), $\text{Ru}_3(\text{CO})_{12}$ (2.6 mg, 0.004 mmol), *t*BuOK (14 mg, 0.12 mmol), benzyl alcohol (0.62 mL, 6.0 mmol), and toluene (1.4 mL) with a reaction time of 24 h. NMR-yield (E/Z %): 100/0. Flash chromatography gradient: petroleum ether/EtOAc, 1:0 to 1:0 (10 column volumes). Product (E)-2a was obtained as a white crystalline solid (95 mg, 88%): ^1H

NMR (400 MHz, CDCl_3): δ 7.57–7.51 (m, 4H), 7.42–7.35 (m, 6H), 7.31–7.25 (m, 1H), 7.12 (s, 2H); $^{13}\text{C}\{^1\text{H}\}$ NMR (101 MHz, CDCl_3): δ 137.5, 128.8 (two signals overlap), 127.8, 126.6.

(E)-1-Methoxy-4-styrylbenzene (2b).⁶ The reaction was performed according to Method A using 1-methoxy-4-(phenylethynyl)benzene (187 mg, 0.90 mmol), $\text{Ru}_3(\text{CO})_{12}$ (3.8 mg, 0.006 mmol), *t*BuOK (20 mg, 0.18 mmol), benzyl alcohol (0.93 mL, 9.0 mmol), and toluene (2.1 mL) with a reaction time of 44 h. NMR yield (E/Z %): 100/0. Flash chromatography gradient: petroleum ether/EtOAc, 1:0 to 95:5 (20 column volumes) to 95:5 (10 column volumes). Product **2b** was obtained as an off-white crystalline solid, which was contaminated with 11% benzyl benzoate (198 mg total, 177 mg only considering product, 93%). An analytically pure sample could be obtained through recrystallization from EtOH: ^1H NMR (400 MHz, CDCl_3): δ 7.54–7.49 (m, 2H), 7.47 (XX' signal of AA'XX' spin system, 2H), 7.36 (dd, $J = 8.4, 6.9$ Hz, 2H), 7.28–7.23 (m, 1H), 7.09 (d, $J = 16.3$ Hz, 1H), 6.99 (d, $J = 16.3$ Hz, 1H), 6.92 (AA' signal of AA'XX' spin system, 2H), 3.84 (s, 3H); $^{13}\text{C}\{^1\text{H}\}$ NMR (101 MHz, CDCl_3): δ 159.4, 137.8, 130.3, 128.8, 128.3, 127.9, 127.3, 126.7, 126.4, 114.3, 55.5.

(E)-1-Chloro-4-styrylbenzene (2c).^{10j} The reaction was performed according to Method A using 1-chloro-4-(phenylethynyl)benzene (128 mg, 0.60 mmol), $\text{Ru}_3(\text{CO})_{12}$ (2.6 mg, 0.004 mmol), *t*BuOK (14 mg, 0.12 mmol), benzyl alcohol (0.62 mL, 6.0 mmol), and toluene (1.4 mL) with a reaction time of 42 h. NMR yield (E/Z %): 100/0. Flash chromatography gradient: petroleum ether/EtOAc, 1:0 to 95:5 (10 column volumes) to 95:5 (10 column volumes). Product **2c** was obtained as a white crystalline solid (109 mg, 85%): ^1H NMR (400 MHz, CDCl_3): δ 7.55–7.49 (m, 2H), 7.45 (XX' signal of AA'XX' spin system, 2H), 7.42–7.36 (m, 2H), 7.34 (AA' signal of AA'XX' spin system, 2H), 7.32–7.27 (m, 1H), 7.10 (d, $J = 16.4$, 1H), 7.05 (d, $J = 16.4$, 1H); ^{13}C NMR (101 MHz, CDCl_3): δ 137.1, 136.0, 133.3, 129.4, 129.0, 128.9, 128.0, 127.8, 127.5, 126.7.

(E)-1-Styryl-4-(trifluoromethyl)benzene (2d).³¹ The reaction was performed according to Method A using 1-(2-phenylethynyl)-4-(trifluoromethyl)benzene (195 mg, 0.79 mmol), $\text{Ru}_3(\text{CO})_{12}$ (3.4 mg, 0.005 mmol), *t*BuOK (18 mg, 0.16 mmol), benzyl alcohol (0.82 mL, 7.9 mmol), and toluene (1.8 mL) with a reaction time of 24 h. NMR yield (E/Z %): ~100/0 (product peaks overlap with benzyl alcohol, rendering exact measurements difficult). Flash chromatography gradient: petroleum ether/EtOAc, 1:0 to 1:0 (5 column volumes) to 99:1 (5 column volumes). Product **2d** was obtained as a white crystalline solid (175 mg, 89%): ^1H NMR (400 MHz, CDCl_3): δ 7.66–7.59 (m, 4H), 7.58–7.54 (m, 2H), 7.44–7.39 (m, 2H), 7.37–7.31 (m, 1H), 7.22 (d, $J = 16.3$ Hz, 1H), 7.13 (d, $J = 16.3$ Hz, 1H); $^{13}\text{C}\{^1\text{H}\}$ NMR (101 MHz, CDCl_3): δ 140.8 (q, $J = 1.5$ Hz), 136.6, 131.2, 129.2 (q, $J = 32.4$ Hz), 128.8, 128.3, 127.1 (q, $J = 0.8$ Hz), 126.8, 126.6, 125.6 (q, $J = 3.8$ Hz), 124.3 (q, $J = 272$ Hz).

(E)-1-(4-Chlorostyryl)-3-methoxybenzene (2e).³² The reaction was performed according to Method A using 1-chloro-4-[2-(3-methoxyphenyl)ethynyl]benzene (218 mg, 0.9 mmol), $\text{Ru}_3(\text{CO})_{12}$ (3.8 mg, 0.006 mmol), *t*BuOK (20 mg, 0.18 mmol), benzyl alcohol (0.93 mL, 9.0 mmol), and toluene (2.1 mL) with a reaction time of 24 h. NMR yield (E/Z %): 100/0. Flash chromatography gradient: petroleum ether/EtOAc, 1:0 to 97:3 (20 column volumes) to 97:3 (10 column volumes). Product **2e** was obtained as a white crystalline solid (191 mg, 87%): mp = 71 °C; $\nu_{\text{max}}/\text{cm}^{-1}$ 3006 (C–H), 2835 (C–H), 1605 (C=C); ^1H NMR (400 MHz, CDCl_3): δ 7.48–7.42 (XX' signal of AA'XX' spin system, 2H), 7.34–7.31 (AA' signal of AA'XX' spin system, 2H), 7.31–7.26 (m, 1H), 7.10 (ddd, $J = 7.7, 1.6, 0.9$ Hz, 1H), 7.05 (s, 2H), 7.04 (dd, $J = 2.5, 1.5$ Hz, 1H), 6.84 (ddd, $J = 8.2, 2.6, 0.9$ Hz, 1H), 3.85 (s, 3H); $^{13}\text{C}\{^1\text{H}\}$ NMR (101 MHz, CDCl_3): δ 160.0, 138.6, 135.9, 133.4, 129.8, 129.3, 129.0, 127.8, 127.8, 119.4, 113.6, 111.9, 55.4; HRMS (ESI + QTOF): $[\text{M} + \text{H}]^+$ calcd for $\text{C}_{15}\text{H}_{14}\text{ClO}$, 245.0728; found, 245.0730.

(E)-1-Methoxy-4-(4-(trifluoromethyl)styryl)benzene (2f).^{10j} The reaction was performed according to Method A using 1-methoxy-4-((4-(trifluoromethyl)phenyl)ethynyl)-benzene (83 mg, 0.3 mmol), $\text{Ru}_3(\text{CO})_{12}$ (1.3 mg, 0.002 mmol), *t*BuOK (7 mg, 0.06 mmol), benzyl alcohol (0.31 mL, 3.0 mmol), and toluene (0.69 mL) with a reaction time of 42 h. NMR yield (E/Z %): 100/0. Flash chromatography

gradient: petroleum ether/EtOAc, 1:0 to 1:0 (10 column volumes) to 95:5 (10 column volumes). Product **2f** was obtained as a white crystalline solid contaminated with a small amount of benzyl benzoate (69 mg, 83%): ^1H NMR (400 MHz, CDCl_3): δ 7.63–7.55 (m, 4H), 7.48 (XX' signal of AA'XX' spin system, 2H), 7.15 (d, $J = 16.3$ Hz, 1H), 6.98 (d, $J = 16.3$ Hz, 1H), 6.93 (AA' signal of AA'XX' spin system, 2H), 3.84 (s, 3H); $^{13}\text{C}\{^1\text{H}\}$ NMR (101 MHz, CDCl_3): δ 159.9, 141.1, 130.7, 129.4, 128.8 (q, $J = 32.4$ Hz), 128.1, 126.3, 125.6 (q, $J = 3.9$ Hz), 124.9, 124.3 (q, $J = 271$ Hz), 114.2, 55.3.

(E)-4-Styrylaniline (2g).³³ The reaction was performed according to Method B using 4-(phenylethynyl)aniline (58 mg, 0.3 mmol), $\text{RuCl}_2(\text{DMSO})_4$ (14.5 mg, 0.03 mmol), *t*BuOK (17 mg, 0.15 mmol), 2-propanol (0.23 mL, 3.0 mmol), and toluene (0.77 mL) with a reaction time of 24 h. NMR yield (E/Z %): 65/14. Flash chromatography gradient: petroleum ether/EtOAc, 95:5 to 85:15 (30 column volumes). Product **2g** was obtained as a light yellow crystalline solid (30 mg, 51%): ^1H NMR (400 MHz, CDCl_3): δ 7.52–7.45 (m, 2H), 7.39–7.29 (m, 4H), 7.25–7.18 (m, 1H), 7.03 (d, $J = 16.3$ Hz, 1H), 6.93 (d, $J = 16.3$ Hz, 1H), 6.67 (AA' signal of AA'XX' spin system, 2H), 3.75 (br s, 2H); $^{13}\text{C}\{^1\text{H}\}$ NMR (101 MHz, CDCl_3): δ 146.3, 138.1, 128.8, 128.7, 128.2, 127.9, 127.0, 126.2, 125.2, 115.3.

(E)-2-Styrylaniline (2h).³⁴ The reaction was performed according to Method A using 2-(2-phenylethynyl)aniline (174 mg, 0.90 mmol), $\text{Ru}_3(\text{CO})_{12}$ (19 mg, 0.03 mmol), *t*BuOK (20 mg, 0.18 mmol), benzyl alcohol (0.93 mL, 9.0 mmol), and toluene (2.1 mL) with a reaction time of 28 h. NMR yield (E/Z %): 45/14. Flash chromatography gradient: petroleum ether/EtOAc, 98:2 to 9:1 (30 column volumes). Product **2h** was obtained as a white crystalline solid that rapidly turned brown upon air exposure (60 mg, 34%). A sample was obtained for analytical purposes through recrystallization from EtOH: ^1H NMR (400 MHz, CDCl_3): δ 7.57–7.52 (m, 2H), 7.44 (dd, $J = 7.7$, 1.5 Hz, 1H), 7.43–7.37 (m, 2H), 7.33–7.27 (m, 1H), 7.20 (d, $J = 16.1$ Hz, 1H), 7.17–7.12 (m, 1H), 7.02 (d, $J = 16.1$ Hz, 1H), 6.89–6.82 (m, 1H), 6.74 (dd, $J = 8.0$, 1.2 Hz, 1H), 3.82 (br s, 2H); $^{13}\text{C}\{^1\text{H}\}$ NMR (101 MHz, CDCl_3): δ 144.1, 137.7, 130.4, 128.80, 128.78, 127.7, 127.4, 126.5, 124.4, 123.9, 119.7, 116.4.

(E)-3-Styrylpyridine (2i).³⁵ The reaction was performed according to Method A using 3-(2-phenylethynyl)pyridine (54 mg, 0.30 mmol), $\text{Ru}_3(\text{CO})_{12}$ (6.3 mg, 0.01 mmol), *t*BuOK (6.7 mg, 0.06 mmol), benzyl alcohol (0.31 mL, 3.0 mmol), and toluene (0.69 mL) with a reaction time of 70 h. NMR yield (E/Z %): 70/30. The crude product was transferred to an amino-functionalized 1 g samplet instead to the unfunctionalized samplet described in Method A. Flash chromatography gradient: petroleum ether/EtOAc, 1:0 to 85:15 (15 column volumes) to 85:15 (10 column volumes). Product **2i** was obtained as a light yellow crystalline solid (26 mg, 48%): ^1H NMR (400 MHz, CDCl_3): δ 8.72 (d, $J = 2.3$ Hz, 1H), 8.49 (dd, $J = 4.8$, 1.6 Hz, 1H), 7.83 (dddd, $J = 8.0$, 2.2, 1.6, 0.6 Hz, 1H), 7.56–7.50 (m, 2H), 7.41–7.35 (m, 2H), 7.33–7.26 (m, 2H), 7.17 (d, $J = 16.4$ Hz, 1H), 7.07 (d, $J = 16.4$ Hz, 1H); $^{13}\text{C}\{^1\text{H}\}$ NMR (101 MHz, CDCl_3): δ 148.6, 136.7, 133.1, 132.8, 130.9, 128.9, 128.3, 126.8, 125.0, 123.7.

(E)-5-Styryl-1H-indole (2j).³⁶ The reaction was performed according to Method B using 5-(phenylethynyl)-1H-indole (131 mg, 0.6 mmol), $\text{RuCl}_2(\text{DMSO})_4$ (29 mg, 0.06 mmol), *t*BuOK (34 mg, 0.3 mmol), 2-propanol (0.46 mL, 6.0 mmol), and toluene (1.54 mL) with a reaction time of 72 h. NMR yield: 75%. Flash chromatography gradient: petroleum ether/EtOAc, 96:4 to 92:8 (10 column volumes) to 92:8 (8 column volumes). Product **2j** was obtained as an off-white crystalline solid (74 mg, 56%): ^1H NMR (400 MHz, CDCl_3): δ 8.15 (br s, 1H), 7.77 (dt, $J = 1.6$, 0.8 Hz, 1H), 7.56–7.52 (m, 2H), 7.46 (dd, $J = 8.5$, 1.7 Hz, 1H), 7.41–7.34 (m, 3H), 7.25 (d, $J = 16.3$ Hz, 1H), 7.26–7.23 (m, 1H), 7.21 (dd, $J = 3.3$, 2.3 Hz, 1H), 7.09 (d, $J = 16.3$ Hz, 1H), 6.57 (ddd, $J = 3.1$, 2.0, 1.0 Hz, 1H); $^{13}\text{C}\{^1\text{H}\}$ NMR (101 MHz, CDCl_3): δ 138.1, 135.7, 130.2, 129.6, 128.8, 128.3, 127.1, 126.3, 126.2, 124.9, 120.8, 119.6, 111.4, 103.1.

(E)-3-Styrylthiophene (2k).³⁷ The reaction was performed according to Method A using 3-(phenylethynyl)thiophene (166 mg, 0.90 mmol), $\text{Ru}_3(\text{CO})_{12}$ (3.8 mg, 0.006 mmol), *t*BuOK (20 mg, 0.18 mmol), benzyl alcohol (0.93 mL, 9.0 mmol), and toluene (2.1 mL)

with a reaction time of 48 h. NMR yield (E/Z %): 89/10. Flash chromatography: petroleum ether (10 column volumes). Product **2k** was obtained as a white crystalline solid, which was contaminated with 3% (Z)-3-styrylthiophene (127 mg, 76%): ^1H NMR (400 MHz, CDCl_3): δ 7.53–7.48 (m, 2H), 7.41–7.31 (m, 4H), 7.30–7.25 (m, 2H), 7.15 (d, $J = 16.3$ Hz, 1H), 6.98 (d, $J = 16.3$ Hz, 1H); $^{13}\text{C}\{^1\text{H}\}$ NMR (101 MHz, CDCl_3): δ 140.2, 137.5, 128.79, 128.78, 127.6, 126.4, 126.3, 125.0, 123.0, 122.5.

(E)-(4-Chlorophenyl)ferrocenylethene (2l). The reaction was performed according to Method A using 1-chloro-4-(ferroceneethynyl)benzene (192 mg, 0.60 mmol), $\text{Ru}_3(\text{CO})_{12}$ (2.6 mg, 0.004 mmol), *t*BuOK (14 mg, 0.12 mmol), benzyl alcohol (0.62 mL, 6.0 mmol), and toluene (1.4 mL) with a reaction time of 24 h. NMR yield (E/Z %): 60/n.d. Flash chromatography gradient: petroleum ether/EtOAc, 1:0 to 1:0 (10 column volumes) to 97:3 (10 column volumes). Product **2l** was obtained as a red crystalline solid (95 mg, 49%): mp = 154–158 °C; $\nu_{\text{max}}/\text{cm}^{-1}$ 3083 (C–H), 2956 (C–H), 2924 (C–H), 2854 (C–H), 1632 (C=C); ^1H NMR (400 MHz, CDCl_3): δ 7.34 (XX' signal of AA'XX' spin system, 2H), 7.29 (AA' signal of AA'XX' spin system, 2H), 6.85 (d, $J = 16.1$ Hz, 1H), 6.64 (d, $J = 16.1$ Hz, 1H), 4.47–4.45 (t, $J = 1.9$ Hz, 2H), 4.29 (t, $J = 1.8$ Hz, 2H), 4.14 (s, 5H); $^{13}\text{C}\{^1\text{H}\}$ NMR (101 MHz, CDCl_3): δ 136.5, 132.3, 128.9, 127.9, 127.0, 124.8, 83.0, 69.7, 69.3, 67.1; HRMS (ESI + QTOF): $[\text{M} + \text{H}]^+$ calcd for $\text{C}_{18}\text{H}_{16}\text{ClFe}$, 323.0284; found, 323.0268.

Benzyl (E)-4-styrylbenzoate (2m). The reaction was performed according to Method A using benzyl 4-(phenylethynyl)benzoate (84 mg, 0.27 mmol), $\text{Ru}_3(\text{CO})_{12}$ (1.2 mg, 0.0018 mmol), *t*BuOK (6.1 mg, 0.054 mmol), benzyl alcohol (0.28 mL, 0.27 mmol), and toluene (0.65 mL) with a reaction time of 24 h. NMR yield (E/Z %): 100/0. Flash chromatography gradient: petroleum ether/EtOAc, 1:0 to 1:0 (5 column volumes) to 9:1 (20 column volumes). Product **2m** was obtained as a white crystalline solid (60 mg, 71%): mp = 123–129 °C; $\nu_{\text{max}}/\text{cm}^{-1}$ 3027 (C–H), 2952 (C–H), 2892 (C–H), 1708 (C=O), 1603 (C=C); ^1H NMR (400 MHz, CDCl_3): δ 8.10–8.05 (m, 2H), 7.60–7.52 (m, 4H), 7.50–7.45 (m, 2H), 7.44–7.34 (m, 5H), 7.33–7.28 (m, 1H), 7.22 (d, $J = 16.3$ Hz, 1H), 7.13 (d, $J = 16.4$ Hz, 1H), 5.38 (s, 2H); $^{13}\text{C}\{^1\text{H}\}$ NMR (101 MHz, CDCl_3): δ 166.3, 142.1, 136.8, 136.2, 131.4, 130.3, 129.0, 128.9, 128.7, 128.4, 128.4, 128.3, 127.7, 126.9, 126.5, 66.8; HRMS (ESI + QTOF): $[\text{M} + \text{H}]^+$ calcd for $\text{C}_{22}\text{H}_{19}\text{O}_2$, 315.1380; found, 315.1378.

(E)-1-(4-Styrylphenyl)ethan-1-ol (2n). The reaction was performed according to Method B using 1-(4-(phenylethynyl)phenyl)ethan-1-ol (66 mg, 0.3 mmol), $\text{RuCl}_2(\text{DMSO})_4$ (29 mg, 0.006 mmol), *t*BuOK (17 mg, 0.15 mmol), 2-propanol (0.23 mL, 3.0 mmol), and toluene (0.77 mL) with a reaction time of 70 h. NMR yield (E/Z %): 52/0. Flash chromatography gradient: petroleum ether/EtOAc, 100:0 to 85:15 (20 column volumes) to 85:15 (10 column volumes). Product **2n** was obtained as a white crystalline solid (29 mg, 44%): mp = 118–120 °C; $\nu_{\text{max}}/\text{cm}^{-1}$ 3307 (O–H), 3024 (C–H), 2973 (C–H); ^1H NMR (400 MHz, CDCl_3): δ 7.56–7.48 (m, 4H), 7.41–7.33 (m, 4H), 7.29–7.24 (m, 1H), 7.11 (s, 2H), 4.92 (qd, $J = 6.4$, 2.9 Hz, 1H), 1.81 (d, $J = 2.5$ Hz, 1H), 1.52 (d, $J = 6.4$ Hz, 3H); $^{13}\text{C}\{^1\text{H}\}$ NMR (101 MHz, CDCl_3): δ 145.3, 137.4, 136.8, 128.8, 128.8, 128.4, 127.8, 126.8, 126.6, 125.9, 70.4, 25.3; HRMS (ESI + QTOF): $[\text{M} + \text{H} - [\text{H}_2\text{O}]]^+$ calcd for $\text{C}_{16}\text{H}_{15}$, 207.1168; found, 207.1178.

Tandem Semihydrogenation/Hydrogen Borrowing. (E)-N-Benzyl-4-styrylaniline (4).³⁸ The reaction was performed according to Method A using 4-(phenylethynyl)aniline (39 mg, 0.2 mmol), $\text{Ru}_3(\text{CO})_{12}$ (4.2 mg, 0.007 mmol), *t*BuOK (4.5 mg, 0.04 mmol), benzyl alcohol (0.21 mL, 2.0 mmol), and toluene (0.46 mL) with a reaction time of 24 h. NMR yield (4-[(E)-styryl]aniline/N-benzyl-4-[(E)-styryl]aniline %): 23/51. Flash chromatography gradient: petroleum ether/EtOAc, 98:2 to 9:1 (30 column volumes). Product **4** was obtained as an off-white crystalline solid (17 mg, 30%): ^1H NMR (400 MHz, CDCl_3): δ 7.51–7.46 (m, 2H), 7.41–7.28 (m, 9H), 7.24–7.19 (tt, $J = 1.3$, 7.3 Hz, 1H), 7.04 (d, $J = 16.3$ Hz, 1H), 6.92 (d, $J = 16.3$ Hz, 1H), 6.65 (AA' signal of AA'XX' spin system, 2H), 4.38 (s, 2H), 4.20 (br s, 1H); $^{13}\text{C}\{^1\text{H}\}$ NMR (101 MHz, CDCl_3): δ 147.9,

139.3, 138.2, 128.9, 128.8, 128.7, 127.9, 127.6, 127.5, 127.2, 126.9, 126.2, 124.7, 113.1, 48.3.

(*E*)-3-Phenyl-1-(4-styrylphenyl)propan-1-one (**6**). The reaction was performed according to Method A using 1-(4-(phenylethynyl)phenyl)ethan-1-one (66 mg, 0.3 mmol), Ru₃(CO)₁₂ (1.3 mg, 0.002 mmol), tBuOK (6.7 mg, 0.06 mmol), benzyl alcohol (0.31 mL, 3.0 mmol), and toluene (0.69 mL) with a reaction time of 24 h. NMR yield: 45%. Flash chromatography gradient: petroleum ether/EtOAc, 100:0 to 100:0 (5 column volumes) to 80:20 (25 column volumes). A mixture of product **6** and benzyl alcohol was obtained after chromatography. The mixture was recrystallized from boiling EtOAc, yielding pure **6** as white crystals. The mother liquid was recrystallized again yielding another batch of pure **6** (33 mg, 35%): mp = 150–155 °C; $\nu_{\max}/\text{cm}^{-1}$ 3026 (C–H), 2927 (C–H), 1681 (C=O), 1602 (C=C); ¹H NMR (400 MHz, δ 7.96 (XX' signal of AA'XX' spin system, 2H), 7.58 (AA' signal of AA'XX' spin system, 2H), 7.56–7.52 (m, 2H), 7.42–7.36 (m, 2H), 7.35–7.27 (m, 4H), 7.26–7.20 (m, 1H), 7.23 (d, *J* = 16.4 Hz, 1H), 7.13 (d, *J* = 16.3 Hz, 1H), 3.35–3.28 (m, 2H), 3.09 (dd, *J* = 8.5, 6.9 Hz, 2H); ¹³C{¹H} NMR (101 MHz, CDCl₃): δ 198.7, 142.1, 141.5, 136.8, 135.8, 131.6, 128.9, 128.7, 128.7, 128.6, 128.4, 127.6, 126.9, 126.7, 126.3, 40.6, 30.4; HRMS (ESI + QTOF): [M + H]⁺ calcd for C₂₃H₂₁O, 313.1592; found, 313.1592.

■ ASSOCIATED CONTENT

Supporting Information

The Supporting Information is available free of charge at <https://pubs.acs.org/doi/10.1021/acs.joc.9b02721>.

¹H and ¹³C{¹H} NMR spectra for all compounds (PDF)

■ AUTHOR INFORMATION

Corresponding Author

Nina Kann – Chemistry and Biochemistry, Department of Chemistry and Chemical Engineering, Chalmers University of Technology SE-41296 Göteborg, Sweden; orcid.org/0000-0002-4457-5282; Email: kann@chalmers.se

Authors

Andreas Ekebergh – Chemistry and Biochemistry, Department of Chemistry and Chemical Engineering, Chalmers University of Technology SE-41296 Göteborg, Sweden; orcid.org/0000-0003-3047-4699

Romain Begon – Chemistry and Biochemistry, Department of Chemistry and Chemical Engineering, Chalmers University of Technology SE-41296 Göteborg, Sweden; orcid.org/0000-0001-7451-3472

Complete contact information is available at: <https://pubs.acs.org/doi/10.1021/acs.joc.9b02721>

Author Contributions

All authors have given approval to the final version of the manuscript.

Notes

The authors declare no competing financial interest.

■ ACKNOWLEDGMENTS

The Swedish Research Council Formas (N.K., grant no. 2015-1106) and the Swedish Research Council (N.K., grant no. 2015-05360) are gratefully acknowledged for funding.

■ REFERENCES

(1) (a) Kale, A. P.; Kumar, G. S.; Kapur, M. Palladium-Catalyzed Synthesis of 2-Alkenyl-3-Arylindoles via a Dual α -Arylation Strategy: Formal Synthesis of the Antilipemic Drug Fluvastatin. *Org. Biomol. Chem.* **2015**, *13*, 10995–11002. (b) Sarkic, A.; Stappen, I. Essential Oils and Their Single Compounds in Cosmetics—a Critical Review. *Cosmetics* **2018**, *5*, 11. (c) Satoh, H.; Takeuchi, K. Management of NSAID/Aspirin-Induced Small Intestinal Damage by GI-Sparing NSAIDs, Anti-Ulcer Drugs and Food Constituents. *Curr. Med. Chem.* **2012**, *19*, 82–89. (d) Kaylor, M. H.; Matsuura, B. S.; Stephenson, C. R. J. Chemistry and Biology of Resveratrol-Derived Natural Products. *Chem. Rev.* **2015**, *115*, 8976–9027.

(2) Frihed, T. G.; Fürstner, A. Progress in the *trans*-Reduction and *trans*-Hydrometalation of Internal Alkynes. Applications to Natural Product Synthesis. *Bull. Chem. Soc. Jpn.* **2016**, *89*, 135–160.

(3) Trost, B. M.; Ball, Z. T. Markovnikov Alkyne Hydrosilylation Catalyzed by Ruthenium Complexes. *J. Am. Chem. Soc.* **2001**, *123*, 12726–12727.

(4) Srimani, D.; Diskin-Posner, Y.; Ben-David, Y.; Milstein, D. Iron Pincer Complex Catalyzed, Environmentally Benign, *E*-Selective Semi-Hydrogenation of Alkynes. *Angew. Chem. Int. Ed.* **2013**, *52*, 14131–14134.

(5) Li, K.; Khan, R.; Zhang, X.; Gao, Y.; Zhou, Y.; Tan, H.; Chen, J.; Fan, B. Cobalt Catalyzed Stereodivergent Semi-Hydrogenation of Alkynes Using H₂O as the Hydrogen Source. *Chem. Commun.* **2019**, *55*, 5663–5666.

(6) Richmond, E.; Moran, J. Ligand Control of *E/Z* Selectivity in Nickel-Catalyzed Transfer Hydrogenative Alkyne Semireduction. *J. Org. Chem.* **2015**, *80*, 6922–6929.

(7) Zhao, C. Q.; Chen, Y. G.; Qiu, H.; Wei, L.; Fang, P.; Mei, T. S. Water as a Hydrogenating Agent: Stereodivergent Pd-Catalyzed Semihydrogenation of Alkynes. *Org. Lett.* **2019**, *21*, 1412–1416.

(8) Zhou, Y.-P.; Mo, Z.; Luecke, M.-P.; Driess, M. Stereoselective Transfer Semi-Hydrogenation of Alkynes to *E*-Olefins with *N*-Heterocyclic Silylene-Manganese Catalysts. *Chem. – Eur. J.* **2018**, *24*, 4780–4784.

(9) (a) Yang, J.; Wang, C.; Sun, Y.; Man, X.; Li, J.; Sun, F. Ligand-Controlled Iridium-Catalyzed Semihydrogenation of Alkynes with Ethanol: Highly Stereoselective Synthesis of *E*- and *Z*-Alkenes. *Chem. Commun.* **2019**, *55*, 1903–1906. (b) Wang, Y.; Huang, Z.; Huang, Z. Catalyst as Colour Indicator for Endpoint Detection to Enable Selective Alkyne *trans*-Hydrogenation with Ethanol. *Nat. Catal.* **2019**, *2*, 529–536. (c) Takemoto, S.; Kitamura, M.; Saruwatari, S.; Isono, A.; Takada, Y.; Nishimori, R.; Tsujiwaki, M.; Sakae, N.; Matsuzaka, H. Bis(Bipyridine) Ruthenium(II) Bis(Phosphido) Metalloligand: Synthesis of Heterometallic Complexes and Application to Catalytic (*E*)-Selective Alkyne Semi-Hydrogenation. *Dalton Trans.* **2019**, *48*, 1161–1165.

(10) (a) Blum, Y.; Reshef, D.; Shvo, Y. H-Transfer Catalysis with Ru₃(CO)₁₂. *Tetrahedron Lett.* **1981**, *22*, 1541–1544. (b) Djukic, J. P.; Parkhomenko, K.; Hijazi, A.; Chemmi, A.; Allouche, L.; Brelot, L.; Pfeffer, M.; Ricard, L.; Le Goff, X. F. μ -Chlorido, μ -Hydroxo-Bridged Dicarboxyl Ruthenacycles: Synthesis, Structure and Catalytic Properties in Hydrogen Atom Transfer. *Dalton Trans.* **2009**, 2695–2711. (c) Li, J.; Hua, R. Stereodivergent Ruthenium-Catalyzed Transfer Semihydrogenation of Diaryl Alkynes. *Chem. – Eur. J.* **2011**, *17*, 8462–8465. (d) Radkowski, K.; Sundararaju, B.; Fürstner, A. A Functional-Group-Tolerant Catalytic *trans* Hydrogenation of Alkynes. *Angew. Chem. Int. Ed.* **2013**, *52*, 355–360. (e) Schabel, T.; Belger, C.; Plietker, B. A Mild Chemoselective Ru-Catalyzed Reduction of Alkynes, Ketones, and Nitro Compounds. *Org. Lett.* **2013**, *15*, 2858–2861. (f) Fuchs, M.; Fürstner, A. *trans*-Hydrogenation: Application to a Concise and Scalable Synthesis of Brefeldin A. *Angew. Chem. Int. Ed.* **2015**, *54*, 3978–3982. (g) Leutzsch, M.; Wolf, L. M.; Gupta, P.; Fuchs, M.; Thiel, W.; Farès, C.; Fürstner, A. Formation of Ruthenium Carbenes by *gem*-Hydrogen Transfer to Internal Alkynes: Implications for Alkyne *trans*-Hydrogenation. *Angew. Chem. Int. Ed.* **2015**, *54*, 12431–12436. (h) Karunananda, M. K.; Mankad, N. P. *E*-Selective Semi-Hydrogenation of Alkynes by Heterobimetallic Catalysis. *J. Am. Chem. Soc.* **2015**, *137*, 14598–14601. (i) Musa, S.; Ghosh, A.; Vaccaro, L.; Ackermann, L.; Gelman, D. Efficient *E*-Selective Transfer Semihydrogenation of Alkynes by Means of Ligand-Metal Cooperating Ruthenium Catalyst. *Adv. Synth. Catal.* **2015**, *357*, 2351–2357.

- (j) Neumann, K. T.; Klimczyk, S.; Burhardt, M. N.; Bang-Andersen, B.; Skrydstrup, T.; Lindhardt, A. T. Direct *trans*-Selective Ruthenium-Catalyzed Reduction of Alkynes in Two-Chamber Reactors and Continuous Flow. *ACS Catal.* **2016**, *6*, 4710–4714. (k) Kusy, R.; Grela, K. *E*- and *Z*-Selective Transfer Semihydrogenation of Alkynes Catalyzed by Standard Ruthenium Olefin Metathesis Catalysts. *Org. Lett.* **2016**, *18*, 6196–6199. (l) Guthertz, A.; Leutzsch, M.; Wolf, L. M.; Gupta, P.; Rummelt, S. M.; Goddard, R.; Farès, C.; Thiel, W.; Fürstner, A. Half-Sandwich Ruthenium Carbene Complexes Link *trans*-Hydrogenation and *gem*-Hydrogenation of Internal Alkynes. *J. Am. Chem. Soc.* **2018**, *140*, 3156–3169. (m) Ji, S.; Chen, Y.; Zhao, S.; Chen, W.; Shi, L.; Wang, Y.; Dong, J.; Li, Z.; Li, F.; Chen, C.; Peng, Q.; Li, J.; Wang, D.; Li, Y. Atomically Dispersed Ruthenium Species inside Metal-Organic Frameworks: Combining the High Activity of Atomic Sites and the Molecular Sieving Effect of MOFs. *Angew. Chem. Int. Ed.* **2019**, *58*, 4271–4275.
- (11) Yang, Q.; Wang, Q.; Yu, Z. Substitution of Alcohols by N-Nucleophiles via Transition Metal-Catalyzed Dehydrogenation. *Chem. Soc. Rev.* **2015**, *44*, 2305–2329.
- (12) Gerritz, S. W.; Sefer, A. M. 2,5-Dimethylfuran (DMFu): An Internal Standard for the “Traceless” Quantitation of Unknown Samples via ¹H NMR. *J. Comb. Chem.* **2000**, *2*, 39–41.
- (13) (a) Irrgang, T.; Kempe, R. 3d-Metal Catalyzed N- and C-Alkylation Reactions via Borrowing Hydrogen or Hydrogen Autotransfer. *Chem. Rev.* **2019**, *119*, 2524–2549. (b) Nixon, T. D.; Whittlesey, M. K.; Williams, J. M. J. Transition Metal Catalyzed Reactions of Alcohols Using Borrowing Hydrogen Methodology. *Dalton Trans.* **2009**, 753–762.
- (14) Pinggen, D.; Müller, C.; Vogt, D. Direct Amination of Secondary Alcohols Using Ammonia. *Angew. Chem. Int. Ed.* **2010**, *49*, 8130–8133.
- (15) Lu, C.; Guo, Y.; Yan, J.; Luo, Z.; Luo, H.-B.; Yan, M.; Huang, L.; Li, X. Design, Synthesis, and Evaluation of Multitarget-Directed Resveratrol Derivatives for the Treatment of Alzheimer’s Disease. *J. Med. Chem.* **2013**, *56*, 5843–5859.
- (16) Cho, C. S.; Kim, D. T.; Shim, S. C. Ruthenium-Catalyzed Transfer Hydrogenation of Alkynes by Tributylamine. *Bull. Korean Chem. Soc.* **2009**, *30*, 1931–1932.
- (17) Park, S. B.; Alper, H. Recyclable Sonogashira Coupling Reactions in an Ionic Liquid, Effected in the Absence of Both a Copper Salt and a Phosphine. *Chem. Commun.* **2004**, 1306–1307.
- (18) Najman, R.; Cho, J. K.; Coffey, A. F.; Davies, J. W.; Bradley, M. Entangled Palladium Nanoparticles in Resin Plugs. *Chem. Commun.* **2007**, 5031–5033.
- (19) Wang, S.; Min, Y.; Zhang, X.; Xi, C. External Oxidant-Free Cross-Coupling of Arylcopper and Alkynylcopper Reagents Leading to Arylalkyne. *RSC Adv.* **2017**, *7*, 28308–28312.
- (20) Mouriès, V.; Waschbüsch, R.; Carran, J.; Savignac, P. A Facile and High Yielding Synthesis of Symmetrical and Unsymmetrical Diarylalkynes Using Diethyl Dichloromethylphosphonate as Precursor. *Synthesis-Stuttgart* **1998**, 271–274.
- (21) Adjabeng, G.; Brenstrum, T.; Frampton, C. S.; Robertson, A. J.; Hillhouse, J.; McNulty, J.; Capretta, A. Palladium Complexes of 1,3,5,7-Tetramethyl-2,4,8-Trioxa-6-Phenyl-6-Phosphaadamantane: Synthesis, Crystal Structure and Use in the Suzuki and Sonogashira Reactions and the Alpha-Arylation of Ketones. *J. Org. Chem.* **2004**, *69*, 5082–5086.
- (22) Bernini, R.; Cacchi, S.; Fabrizi, G.; Forte, G.; Petrucci, F.; Prastaro, A.; Niembro, S.; Shafir, A.; Vallibera, A. Perfluoro-Tagged, Phosphine-Free Palladium Nanoparticles Supported on Silica Gel: Application to Alkynylation of Aryl Halides, Suzuki-Miyaura Cross-Coupling, and Heck Reactions under Aerobic Conditions. *Green Chem.* **2010**, *12*, 150–158.
- (23) Chen, H. J.; Lin, Z. Y.; Li, M. Y.; Lian, R. J.; Xue, Q. W.; Chung, J. L.; Chen, S. C.; Chen, Y. J. A New, Efficient, and Inexpensive Copper(II)/Salicylic Acid Complex Catalyzed Sonogashira-Type Cross-Coupling of Haloarenes and Iodoheteroarenes with Terminal Alkynes. *Tetrahedron* **2010**, *66*, 7755–7761.
- (24) Hénon, H.; Anizon, F.; Golsteyn, R. M.; Léonce, S.; Hofmann, R.; Pfeiffer, B.; Prudhomme, M. Synthesis and Biological Evaluation of New Dipyrrolo [3,4-a:3,4-c] Carbazole-1,3,4,6-Tetraones, Substituted with Various Saturated and Unsaturated Side Chains via Palladium Catalyzed Cross-Coupling Reactions. *Bioorg. Med. Chem.* **2006**, *14*, 3825–3834.
- (25) Mochida, S.; Hirano, K.; Satoh, T.; Miura, M. Rhodium-Catalyzed Regioselective Olefination Directed by a Carboxylic Group. *J. Org. Chem.* **2011**, *76*, 3024–3033.
- (26) Carollo, L.; Floris, B. Metallation of Alkynes Part 10. Acetoxymercuration of Arylferrocenylethyne. *J. Organomet. Chem.* **1999**, *583*, 80–85.
- (27) Zhao, H.; Wang, Y.; Sha, J.; Sheng, S.; Cai, M. MCM-41-Supported Bidentate Phosphine Palladium(0) Complex as an Efficient Catalyst for the Heterogeneous Stille Reaction. *Tetrahedron* **2008**, *64*, 7517–7523.
- (28) Kakusawa, N.; Yamaguchi, K.; Kurita, J. Palladium-Catalyzed Cross-Coupling Reaction of Ethynylstibanes with Organic Halides. *J. Organomet. Chem.* **2005**, *690*, 2956–2966.
- (29) Ekebergh, A.; Lingblom, C.; Sandin, P.; Wennerås, C.; Mårtensson, J. Exploring a Cascade Heck-Suzuki Reaction Based Route to Kinase Inhibitors Using Design of Experiments. *Org. Biomol. Chem.* **2015**, *13*, 3382–3392.
- (30) Meić, Z.; Vikić-topić, D.; Güsten, H. Unusual Deuterium-Isotope Effects in ¹³C NMR Spectra of Trans-Stilbene. *Org. Magn. Reson.* **1984**, *22*, 237–244.
- (31) Selvakumar, K.; Zapf, A.; Beller, M. New Palladium Carbene Catalysts for the Heck Reaction of Aryl Chlorides in Ionic Liquids. *Org. Lett.* **2002**, *4*, 3031–3033.
- (32) Schmidt, B.; Elizarov, N.; Berger, R.; Höltner, F. Scope and Limitations of the Heck-Matsuda-Coupling of Phenol Diazonium Salts and Styrenes: A Protecting-Group Economic Synthesis of Phenolic Stilbenes. *Org. Biomol. Chem.* **2013**, *11*, 3674–3691.
- (33) Barder, T. E.; Walker, S. D.; Martinelli, J. R.; Buchwald, S. L. Catalysts for Suzuki-Miyaura Coupling Processes: Scope and Studies of the Effect of Ligand Structure. *J. Am. Chem. Soc.* **2005**, *127*, 4685–4696.
- (34) Shen, M.; Leslie, B. E.; Driver, T. G. Dirhodium(II)-Catalyzed Intramolecular C-H Amination of Aryl Azides. *Angew. Chem. Int. Ed.* **2008**, *47*, 5056–5059.
- (35) Alacid, E.; Nájera, C. Aqueous Sodium Hydroxide Promoted Cross-Coupling Reactions of Alkenyltrialkoxysilanes under Ligand-Free Conditions. *J. Org. Chem.* **2008**, *73*, 2315–2322.
- (36) Ferla, S.; Gomaa, M. S.; Brancale, A.; Zhu, J.; Ochalek, J. T.; DeLuca, H. F.; Simons, C. Novel Styryl-Indoles as Small Molecule Inhibitors of 25-Hydroxyvitamin D-24-Hydroxylase (CYP24A1): Synthesis and Biological Evaluation. *Eur. J. Med. Chem.* **2014**, *87*, 39–51.
- (37) Truong, T.; Daugulis, O. Transition-Metal-Free Alkynylation of Aryl Chlorides. *Org. Lett.* **2011**, *13*, 4172–4175.
- (38) Elangovan, S.; Neumann, J.; Sortais, J. B.; Junge, K.; Darcel, C.; Beller, M. Efficient and Selective *N*-Alkylation of Amines with Alcohols Catalyzed by Manganese Pincer Complexes. *Nat. Commun.* **2016**, *7*, 12641.