



Cite this: *Nat. Prod. Rep.*, 2020, 37, 224

## Occurrence, synthesis and applications of natural and designed [3.3.3]propellanes

Alicia M. Dilmaç,<sup>a</sup> Tim Wezeman,<sup>ID</sup><sup>a</sup> Robin M. Bär<sup>ID</sup><sup>a</sup> and Stefan Bräse<sup>ID</sup><sup>\*ab</sup>

Covering: 1978 to 2019

The synthetically challenging [3.3.3]propellane core has caught a lot of attention over the last 50 years. This comprehensive review details all synthetic strategies reported in the period 1978–2019 to facilitate the synthesis of carbocyclic [3.3.3]propellanes. The described strategies span from acid-catalyzed rearrangements and photo-mediated cycloadditions of ketones, heteropropellanes and dispirodecanes to thermal rearrangements of acetylenes and alkenes. Other approaches, such as radical reactions with halogenated alkenes, domino cyclizations, the smart use of epoxide-carbonyl rearrangements and intramolecular palladium-catalyzed ring contractions are discussed as well. A special section is dedicated to triptindanes, a subclass of [3.3.3]propellanes which are of interest to material sciences.

Received 10th October 2018

DOI: 10.1039/c8np00086g

rsc.li/npr

<b>1</b>	<b>Introduction</b>	<b>3.5</b>	<b>Radical cyclizations</b>
<b>2</b>	<b>Isolation of naturally occurring [3.3.3]propellanes and biosynthetic aspects</b>	<b>3.5.1</b>	<b>Curran and co-workers</b>
<b>2.1</b>	<b>Modhephene</b>	<b>3.5.2</b>	<b>Synthesis of <math>\alpha</math>-methylene propellanone by Kerr and co-workers</b>
<b>2.2</b>	<b>Simple modhephene derivatives</b>	<b>3.5.3</b>	<b>Uyehara and co-workers</b>
<b>2.3</b>	<b>Canataxapropellane and other taxane-derived propellanes</b>	<b>3.5.4</b>	<b>Towards capped propellanes: Paquette and Usui Sha and co-workers</b>
<b>2.4</b>	<b>Dichrocephones A and B</b>	<b>3.5.5</b>	<b>Rawal and co-workers</b>
<b>2.5</b>	<b>Pulicaral</b>	<b>3.5.6</b>	<b>Lee and co-workers</b>
<b>3</b>	<b>Synthesis of [3.3.3]propellanes</b>	<b>3.5.7</b>	<b>Lee and co-workers</b>
<b>3.1</b>	<b>Semi-synthesis</b>	<b>3.5.8</b>	<b>Pattenden and co-workers</b>
<b>3.2</b>	<b>Acid-catalyzed rearrangements</b>	<b>3.6</b>	<b>Anionic approaches</b>
<b>3.2.1</b>	<b>Synthesis by Smith and co-workers</b>	<b>3.6.1</b>	<b>The Weiss reaction: Cook and co-workers</b>
<b>3.2.2</b>	<b>Synthesis by Kakiuchi and co-workers</b>	<b>3.6.2</b>	<b>Synthesis by Tobe and co-workers</b>
<b>3.2.3</b>	<b>Mundy and co-workers</b>	<b>3.6.3</b>	<b>Synthesis by Suri</b>
<b>3.2.4</b>	<b>Fitjer and co-workers</b>	<b>3.6.4</b>	<b>Synthesis by Kraus and Shi</b>
<b>3.3</b>	<b>Photochemical reactions</b>	<b>3.7</b>	<b>Metal-catalyzed reactions</b>
<b>3.3.1</b>	<b>Mehta and co-workers, Singh and co-workers</b>	<b>3.7.1</b>	<b>Transition metal-catalyzed intramolecular cyclizations: Yamago and Nakamura</b>
<b>3.3.2</b>	<b>Indane-vinyl acetate photocycloaddition: Wender and Dreyer, Mehta and co-workers</b>	<b>3.7.2</b>	<b>Palladium-catalyzed zipper reaction: Trost and Shi</b>
<b>3.4</b>	<b>Thermal rearrangements</b>	<b>3.7.3</b>	<b>Organolanthanide-catalyzed cyclizations: Molander and co-workers</b>
<b>3.4.1</b>	<b>Karpf and co-workers</b>	<b>3.7.4</b>	<b>Metathesis: Christmann and co-workers</b>
<b>3.4.2</b>	<b>Paquette and co-workers</b>	<b>3.8</b>	<b>Synthesis and applications of triptindanes</b>
<b>3.4.3</b>	<b>Oppolzer and co-workers</b>	<b>3.8.1</b>	<b>First synthesis of triptindane by Thompson</b>
<b>3.4.4</b>	<b>Barczak and Jarvo</b>	<b>3.8.2</b>	<b>Derivatives of triptindane</b>
<b>3.4.5</b>	<b>Mash and co-workers</b>	<b>3.8.3</b>	<b>Microporous polymers based on triptindanes</b>
		<b>3.8.4</b>	<b>Bridged triptindanes synthesized by Kuck and co-workers</b>
		<b>3.8.5</b>	<b>Stability of triptindanes</b>
		<b>3.8.6</b>	<b>Trisnaphtho[3.3.3]propellanes (TNPs)</b>
		<b>3.8.7</b>	<b>Triphenanthro[3.3.3]propellanes</b>

<sup>a</sup>Institute of Organic Chemistry (IOC), Karlsruhe Institute of Technology (KIT), Fritz-Haber-Weg 6, 76131 Karlsruhe, Germany. E-mail: braese@kit.edu

<sup>b</sup>Institute of Toxicology and Genetics (ITG), Karlsruhe Institute of Technology (KIT), Hermann-von-Helmholtz-Platz 1, 76344 Eggenstein-Leopoldshafen, Germany



3.8.8	Centrohexasindanes
4	Conclusions
5	Conflicts of interest
6	Acknowledgements
7	References

## 1 Introduction

Propellanes are polycyclic compounds in which three ring systems share a single bond (Fig. 1). As such, propellanes constitute an exciting class of tricyclo[*m.n.p*.0<sup>*x,y*</sup>]alkanes<sup>1</sup> that covers a wide array of natural and synthetic products. Among them are [1.1.1]propellanes, which have a unique inverted tetrahedral geometry and therefore possess unconventional reactivity. These propellanes have raised a special interest in the scientific community, becoming the subject of numerous studies, publications and reviews.<sup>2–5</sup> They hold promise to

“escape the flatland” in a way that compounds with rigid three-dimensional saturated structures can lead to improved properties, *e.g.* solubility, compared to aryl systems.<sup>6–8</sup> Although propellanes with larger ring sizes, such as the intriguing [3.3.3]propellanes do not share the same properties of their counterparts with smaller rings,<sup>9–11</sup> they have equally fascinated many organic chemists by the originality of



Fig. 1 Examples for the propellane nomenclature, introduced by Ginsburg in 1966.<sup>1</sup> The numbers in the brackets indicate the number of atoms in one ring additionally to the central bond (bold).



*Alicia M. Dilmaç graduated in chemistry at the Ecole Nationale Supérieure de Chimie de Clermont-Ferrand in France in 2008. The very same year, she obtained a Master's degree from the University of Salford with distinction. She did her PhD under the supervision of Prof. Marie-Christine Lallemand at the Pharmacognosy Laboratory of the Paris Descartes University in 2012. In two postdoctoral*

*stays she worked with Prof. Stefan Bräse (KIT) and in Prof. Pannecocke's group (supervised by Prof. Jaubault & Prof. Poisson) at the COBRA Laboratory in Rouen. Her main topics of interest are bioconjugation, propellanes and fluorine chemistry.*



*Robin M. Bär obtained his BSc in Chemical Biology at the Karlsruhe Institute of Technology (KIT) in 2014. After an internship in medicinal chemistry at Bayer Pharma AG he finished his MSc in Chemical Biology in 2016 at the KIT. Subsequently, he started as a PhD student in the group of Prof. S. Bräse working on propellanes and their application in the synthesis of bioactive compounds.*



*Tim Wezeman obtained his PhD from the Karlsruhe Institute of Technology in 2016 under guidance of Prof. Stefan Bräse, for his work on heterocyclic reaction methodologies. He then moved to Switzerland to join Prof. Kay Severin at the EPFL as a Marie Curie “EPFL Fellow” to study the chemical activation of nitrous oxide and explore the reactivity of alkynyl triazenes. In summer of 2019 Tim will join Prof. Luc*

*Brunsveld at the Laboratory of Chemical Biology at the Eindhoven University of Technology as a Marie Curie Individual Fellow, working in the field of supramolecular chemical biology with a strong focus on cucurbiturils.*



*Stefan Bräse studied in Göttingen, Bangor (UK), and Marseille and received his PhD in 1995 with Armin de Meijere in Göttingen. After postdoctoral research at Uppsala University (Jan E. Bäckvall) and The Scripps Research Institute (K. C. Nicolaou), he began his independent research career at the RWTH Aachen in 1997 (associated with Dieter Enders). In 2001, he finished his Habilitation and moved to the University of Bonn as Professor for organic chemistry. Since 2003, he has been Professor at the Karlsruhe Institute of Technology (KIT) and since 2012 also Director of the Institute of Toxicology and Genetics (ITG) at the KIT. His research interests include asymmetric processes, combinatorial methods of biologically active compounds and synthetic functional materials.*

*Since 2003, he has been Professor at the Karlsruhe Institute of Technology (KIT) and since 2012 also Director of the Institute of Toxicology and Genetics (ITG) at the KIT. His research interests include asymmetric processes, combinatorial methods of biologically active compounds and synthetic functional materials.*



their structures and by the challenge that their syntheses represent.

Indeed, since the discovery of the natural [3.3.3]propellane modhephene (**1**) in 1978, numerous synthetic strategies have been reported to access [3.3.3]propellanes. While most of these approaches aim at the formal or total synthesis of modhephene and its derivatives, several of the recently reported synthetic strategies give access to new synthetic structures, some of which have found interesting applications in the area of material sciences. In particular, triptindanes have recently proven to be of high interest in the construction of 2D materials and hold great promise for further applications in this field. Similarly, the recent isolation of a new taxane bearing a unique [3.3.3]propellane-type structure provides a new ambitious synthetic target. Despite this increasing amount of new [3.3.3]propellanes being reported and the promises that these structures hold in terms of future applications, no reviews have been dedicated to the detailed account of the synthetic strategies and applications of this family of compounds. Thus, our aim is to provide a comprehensive overview of the [3.3.3]propellanes known to date, of their occurrence in nature and of the various synthetic strategies reported until now to access such propellanic structures. In this regard, this review covers the synthetic efforts made to access carbocyclic [3.3.3]propellanes and derivatives thereof between 1978 and 2019, with a strong focus on reported formal and total syntheses of natural products. For better clarity, the synthetic strategies are sorted based on the type of the propellane forming step, *i.e.* the formation of the tricyclic core. Information on other classes of [*m.n.p*]propellanes can be found in a variety of other reviews.<sup>5,12,13</sup>

## 2 Isolation of naturally occurring [3.3.3]propellanes and biosynthetic aspects

### 2.1 Modhephene

The most studied natural product containing a [3.3.3]propellane core is the propellane triquinane modhephene (**1**) (Fig. 2). Zalkow *et al.*<sup>14</sup> were the first to isolate this sesquiterpene in 1978 from *Isocoma wrightii*, Asteraceae (Rayless Goldenrod). Since then, it was found in different plants of the Asteraceae family, such as in the roots of *Silphium perfoliatum* (L.),<sup>15</sup> in the rhizomes of *Echinops giganteus* var. *lelyi* (C. D. Adams)<sup>16</sup> and in many species of the *Berkheya* genus (*e.g.* in *Berkheya radula*).<sup>17</sup> The intriguing molecular structure of modhephene was elucidated by X-ray crystallography of its diol derivative **2** (Fig. 2). Thanks to the enantioselective synthesis of modhephene and

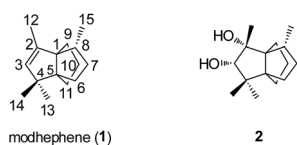


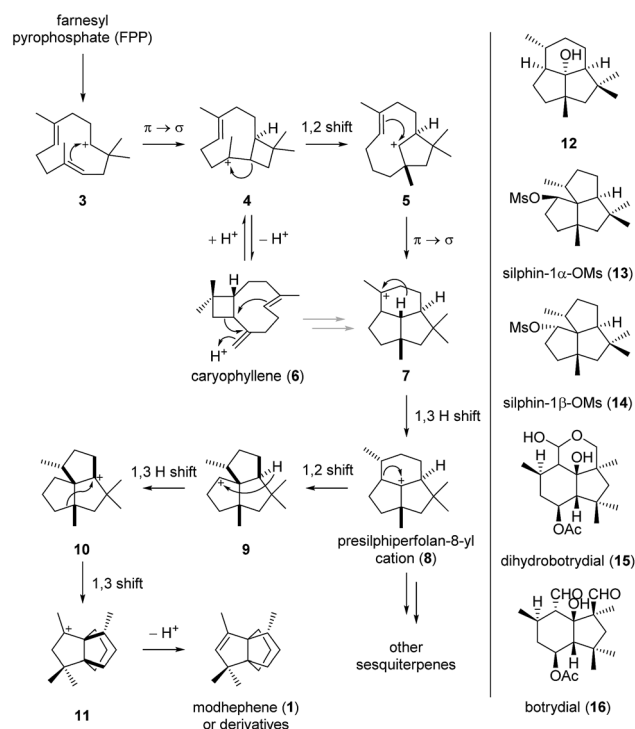
Fig. 2 Modhephene (**1**) and the molecular structure of the diol derivative **2** as reported by Zalkow *et al.*<sup>14</sup>

optical rotation comparisons, the absolute configuration of (–)-modhephene as found in *Isocoma wrightii* was determined to be 1*R*,5*S*,8*R*.<sup>18–20</sup> The same absolute configuration was confirmed later by Fitjer *et al.* for modhephene in *Otanthus maritimus* (L.) Hoffmanns. & Link, Asteraceae (cotton weed).<sup>21</sup> They also showed that this triquinane was produced enantio-pure by this plant.

The biosynthesis commonly admitted for modhephene (**1**) is depicted in Scheme 1.

When isolating **1** for the first time, Zalkow *et al.* proposed a biosynthesis that would involve the main sesquiterpenoid found in *Isocoma wrightii*, caryophyllene (**6**), as a common precursor to all triquinanes isolated from this plant.<sup>14</sup> Soon after, Bohlmann *et al.* proposed a mechanism based on the formation in few steps of the presilphiperfolan-8-yl cation (**8**) from **6**.<sup>15</sup> This key carbocation would then rearrange through 1,2- and 1,3 bond shifts to yield different sesquiterpenes, including **1**. Noteworthy, this hypothesis was later supported by works of Fitjer *et al.*, who showed the possibility to access different triquinanes, including **1**, through the acid-catalyzed rearrangement *via* a common cationic precursor, similar to **10**, and through successive 1,2-bond shifts.<sup>22</sup> These works are part of the synthetic section of this review.

This hypothetical pathway has also been strengthened by works of Coates and coworkers, who achieved the acid-catalyzed rearrangement of alcohol **12** into angular triquinanes,<sup>23</sup> but also observed the formation of traces of **1** in the solvolysis of mesylated silphin-1 $\alpha$ - and -1 $\beta$ -yl mesylates **13** and **14** (Scheme 1).<sup>24</sup>



Scheme 1 Proposed biosynthetic routes to modhephene (**1**) and derivatives in plants.



Noteworthy, an equivalent pathway was proposed by Hanson and coworkers for the biosynthesis of dihydrobotrydial (**15**) and botrydial (**16**), which are found in the fungus *Botrytis cinerea*.<sup>25–27</sup> In this case, the proposed route was also based on the cationic rearrangement of caryophyllenyl cation **4**. It was suggested that this cation would be formed from farnesyl pyrophosphate (FPP) by cyclization. This hypothesis was then corroborated with NMR studies of the metabolites produced by *Botrytis cinerea* that had been fed with labelled precursors.<sup>25–27</sup>

Among the many studies on the subject, one of them showed the implication of the gene BcBOT2 in the biosynthesis of botrydial.<sup>28</sup> This gene encodes for a terpene synthase that was shown to catalyze the cyclization of FPP into **12**. Thus, given the abovementioned results, one can fairly hypothesize that enzymes with similar function would be involved in the biosynthesis of **1** and its derivatives in other natural sources.

For full details about historical and recent works concerning the biosynthesis of **1** and other triquinanes, the reader is invited to consult the nice review from Stoltz and coworkers on the bio- and chemical synthesis of presilphiperfolanol natural products, as well as the references therein.<sup>29</sup>

## 2.2 Simple modhephene derivatives

Other natural products that have a [3.3.3]propellane core include modhephene derivatives (Fig. 3) that were isolated from different sources. The epoxide derivative **17** was isolated from the aerial parts of *Grindelia paludosa* (Asteraceae) and was found amongst a wide array of diterpenes.<sup>30</sup> Only 1 mg of the modhephenepoxide was isolated from 900 g of aerial plant material. Its structure was confirmed by comparison of NMR and TLC data of a synthetic modhephenepoxide, prepared using *m*CPBA under basic conditions in dichloromethane.<sup>30</sup> Another modhephene derivative **18** was isolated in 2003 from the essential oil extracted from fresh *Psiadia anchusifolia* (Asteraceae) leaves.<sup>31</sup> The structure of this novel hydroxide derivative of modhephene was elucidated using modern NMR and X-ray diffraction techniques.<sup>31</sup> 13-Acetoxy modhephene (**19**) was isolated in 1979 from the roots of *Liabum eggersii* Hieron (Asteraceae),<sup>32</sup> while *rel*-(1*S*,2*S*,5*S*,8*S*)-modhephan-3-one (**20**) was isolated from the essential oil of *Pulicaria mauritanica* Coss (Asteraceae) roots.<sup>33</sup> The 14- and 15-acetoxy derivatives (not shown) were also isolated from the roots of *Pluchea sericea* (Asteraceae)<sup>34</sup> for the

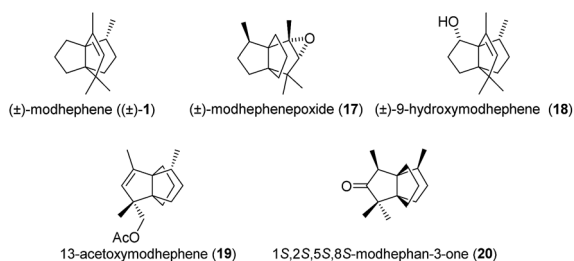


Fig. 3 Several isolated derivatives of modhephene.

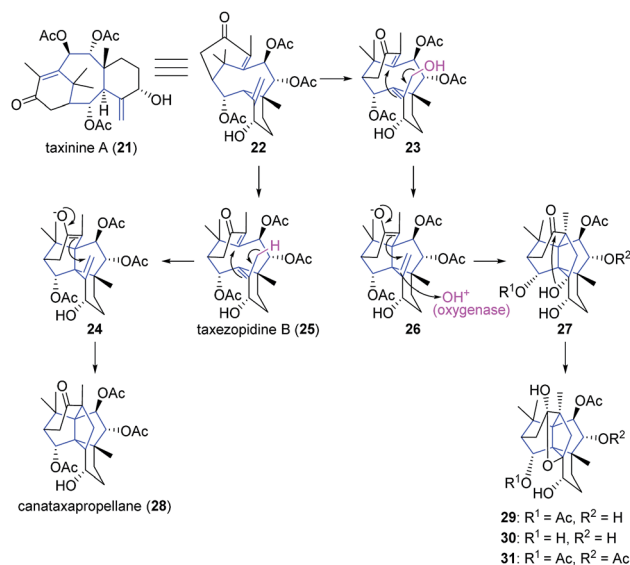
former, and from the alpine plant *Leontopodium alpinum* (Asteraceae)<sup>35</sup> for the latter. Noteworthy, all the natural sources of modhephene and derivatives thereof mentioned above are part of the Asteraceae family.

## 2.3 Canataxapropellane and other taxane-derived propellanes

Although there is a limited number of [3.3.3]propellane natural products reported to date, efforts from Zamir and co-workers led to the isolation of canataxapropellane from the needles of the yew *Taxus canadensis* (Taxaceae) in 2003.<sup>36</sup> Two similar [3.3.2]propellanes with resembling chemical structures were also isolated from the same species.<sup>37,38</sup> The complex structure of the taxane-derived canataxapropellane was elucidated using high resolution mass spectrometry and 2D NMR studies. A plausible biosynthetic pathway was proposed based on taxinine A (**21**), which was previously isolated from the same species. The proposed biosyntheses of canataxapropellane (**28**) and of three other taxane-derived di-propellanes (**29–31**), isolated from the same natural source, heavily rely on a series of rearrangements, as depicted in Scheme 2.<sup>36,39</sup>

## 2.4 Dichrocephones A and B

Dichrocephones A (**32**) and B (**33**) (Fig. 4) were found in 2013 in the plant *Dichrocephala benthamii* (Asteraceae).<sup>40,41</sup> Noteworthy,



Scheme 2 Proposed biosynthetic routes to taxane-derived propellanes from taxinine A (**21**).<sup>36,39</sup>

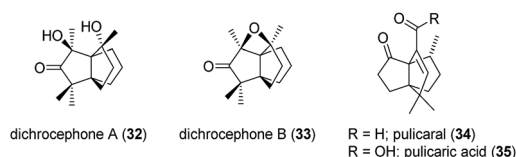


Fig. 4 Dichrocephones A and B, pulicaral and pulicaric acid.



both compounds showed cytotoxicity against three cancer cell lines: human cervical cancer cells (HeLa), human oral squamous carcinoma cells (KB) and non-small-cell lung carcinoma cells (A549). However, dichrocephone B drastically outcompeted dichrocephone A with IC<sub>50</sub> values as low as 4.1, 3.3 and 4.5 μM, versus 29.5, 23.2 and 28.5 μM for dichrocephone A, and 5.9, 6.1 and 6.9 μM for 5-fluorouracil (positive control).<sup>40,41</sup> The initially assigned structures of both dichrocephone A and B were proven wrong by the total synthesis approach of Christmann *et al.*<sup>42</sup> With the correctly assigned structure it seems plausible that dichrocephones share a biosynthetic pathway with the modhephene family.

## 2.5 Pulicaral

Pulicaral (**34**) (Fig. 4) was first isolated together with some of its derivatives, including the acid **35** (Fig. 4), from the aerial parts of *Pulicaria paludosa* (Asteraceae) commonly known as the Spanish false fleabane.<sup>43</sup> Its structure was elucidated using conventional mass spectrometry and 2D NMR techniques. In total, seven derivatives were isolated, of which four are glycosides.<sup>43</sup>

## 3 Synthesis of [3.3.3]propellanes

The combination of the challenging propellane core with the stereochemical requirements has fascinated many chemists and driven several groups to undertake synthetic efforts towards these compounds. Below, the various synthetic strategies to modhephene and modhephene-type structures that have been reported to date are presented. In the first paragraph, the only semi-synthesis of modhephene (**1**) reported to date is presented. The different total syntheses are then presented separately. The different strategies have been sorted according to the chemistry used to build the tricyclic propellane core, and by research groups.

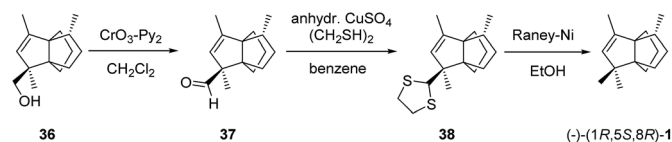
Fig. 5 summarizes the different synthetic approaches and key precursors that are presented in the following chapters.

### 3.1 Semi-synthesis

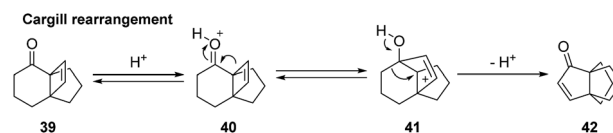
The works reported by Morales-Ríos *et al.* showed a way to obtain (–)-modhephene ((–)-**1**): the semi-synthesis of the target compound from the naturally occurring derivative 14-hydroxymodhephene (**36**). Their semi-synthesis starts with an extraction of **36** from *Pluchea sericea* roots. Next, this natural product was subjected to an oxidation reaction (Scheme 3). (–)-Modhephene ((–)-**1**) was then obtained through the sulfuration and reductive desulfurization of the resulting aldehyde.<sup>44</sup>

### 3.2 Acid-catalyzed rearrangements

**3.2.1 Synthesis by Smith and co-workers.** One of the first total syntheses of (±)-modhephene ((±)-**1**) was reported by



Scheme 3 Semi-synthesis of (–)-modhephene from 14-hydroxymodhephene (*Pluchea sericea*).<sup>44</sup>



Scheme 4 The Cargill rearrangement towards a [3.3.3]propellane core.<sup>48–51</sup>

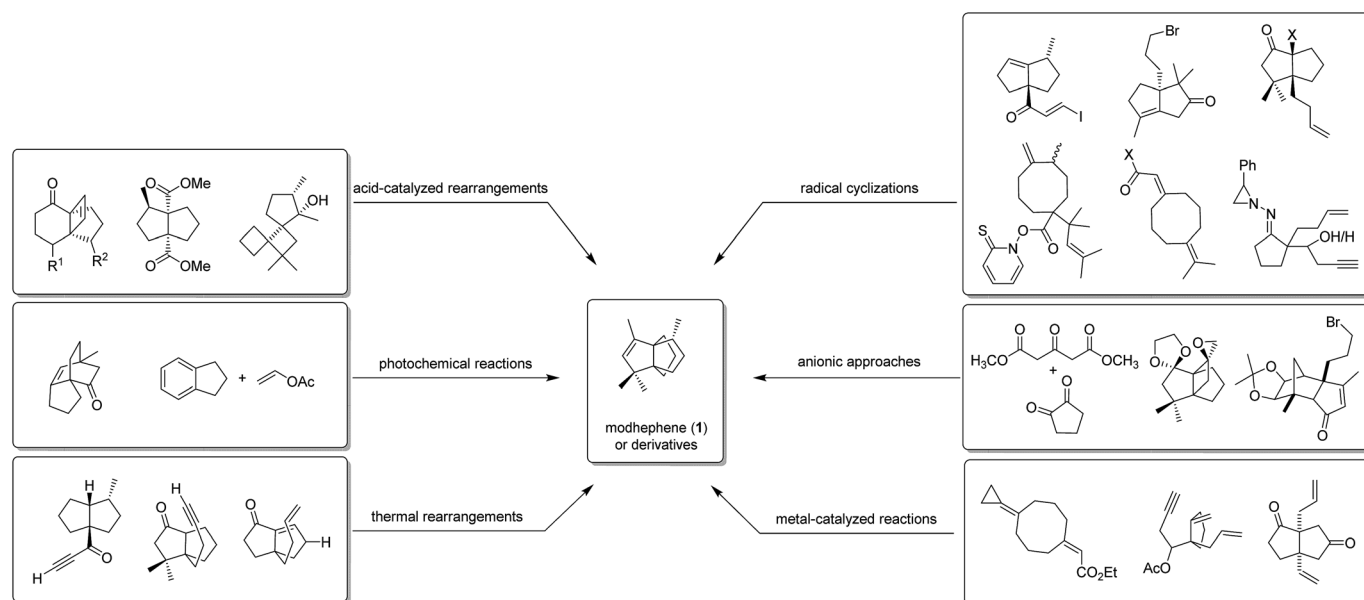
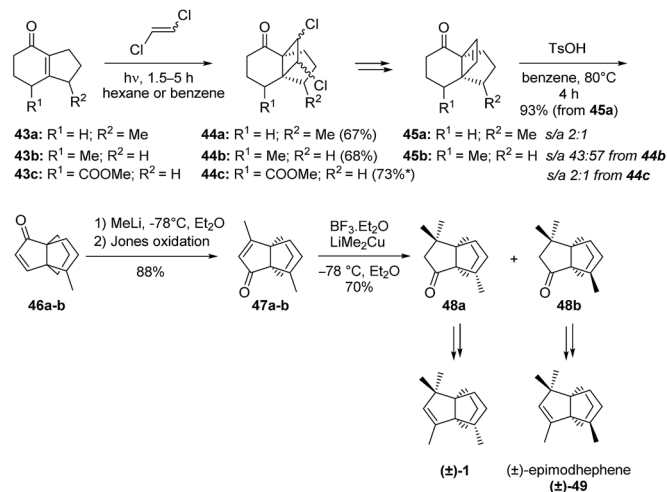


Fig. 5 Overview of the different strategies towards modhephene (**1**) and derivatives with key precursors.





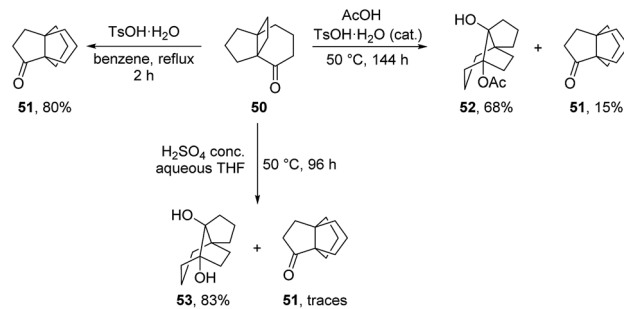
Scheme 5 Synthesis of (±)-modhephene ((±)-1) and (±)-epimodhephene ((±)-49) by Smith (*s/a* = *syn/anti* ratio).<sup>45,46</sup> \*Based on recovered material.

Smith *et al.* in the 1980s.<sup>45–47</sup> Their approach took advantage of previous works from Cargill *et al.* on the acid-catalyzed rearrangement of strained β,γ-unsaturated ketones, known as the Cargill rearrangement (as shown in Scheme 4).<sup>48–51</sup>

Smith *et al.*'s synthesis of modhephene (Scheme 5) employed a Cargill rearrangement and built the [3.3.3]propellane core from a β,γ-unsaturated tricyclic ketone 39. The required ketone was prepared by a photo-activated [2 + 2]-cycloaddition of 1,2-dichloroethene to a bicyclic enone (Scheme 5). This first cycloaddition step was found to be crucial, as the placement of the ethane bridge *anti* to the methyl group would yield the required stereochemistry of C8. Although different *syn/anti* ratios were obtained depending on the starting enones (43a, 43b or 43c) used, this step always yielded a mixture of epimers. After the synthesis of the strained enones 45a–b from the corresponding dichlorinated [4.3.2]propellanones 44a–c, a Cargill rearrangement in presence of *p*-toluenesulfonic acid (*p*-TsOH) gave access to the [3.3.3]propellane 46. A few more steps finally afforded a mixture of (±)-modhephene ((±)-1) and its epimer (±)-49. Enones 45a and 45b could both be rearranged into an epimeric mixture of the same products 46a–b, however with different *syn/anti* ratios. Only the synthesis from 44b provided an epimeric ratio favoring the epimer *anti* of 45b that is needed to access (±)-modhephene (1).

When the synthesis was carried out on epimeric mixtures until the very end, modhephene and epimodhephene were obtained as a mixture and could not be separated. However, each could be obtained as a pure compound from their respective precursors 48a and 48b after separation of the latter using preparative vapor-phase chromatography. When using this additional purification step, (±)-modhephene ((±)-1) and (±)-epimodhephene ((±)-49) were obtained as pure compounds from 43a and 43b, with overall yields of 10% and 7%, respectively.<sup>45,46</sup>

**3.2.2 Synthesis by Kakiuchi and co-workers.** Kakiuchi and co-workers have reported in-depth studies on the acid-catalyzed rearrangement of [m.n.2]propellanones. Such a rearrangement can proceed *via* the 1,2-alkyl shift of either the central propellane



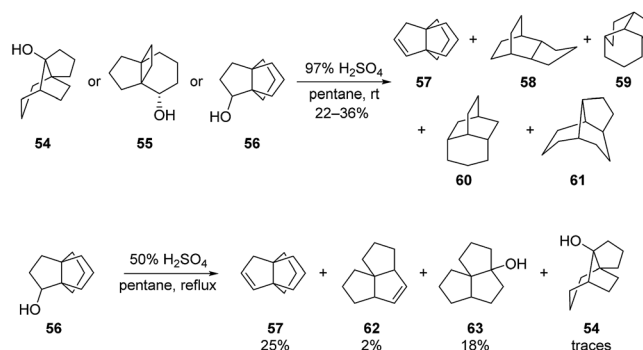
Scheme 6 Rearrangement of [4.3.2]propellane 50 in non-nucleophilic and nucleophilic conditions.<sup>52,53</sup>

bond, or of one of the cyclobutane external bonds, like in the Cargill rearrangement. Through these studies they have highlighted how the mechanism and outcome of the rearrangements are influenced by the ring size of the tricyclic substrates and by the reaction conditions (presence or absence of a nucleophile).<sup>52–54</sup> For example, they showed that in non-nucleophilic conditions, 50 rearranges into [3.3.3]propellane 51 *via* an acid-catalyzed 1,2-alkyl shift of the cyclobutane external bond.<sup>55</sup> However, in presence of sulphuric acid or acetic acid, the same substrate rearranges primarily to the tricyclo[4.3.2.0]<sup>1,5</sup>undecane-type products 52 or 53, as illustrated in Scheme 6.<sup>52,53</sup>

As part of these works, Kakiuchi *et al.* also described the synthesis of 57 from the reductive rearrangement of compound 54, of the *endo*-alcohol 55 or of the [3.3.3]propellane 56 (Scheme 7). In this case, 57 was obtained together with other tricycloundecanes type products 58–61, one of which is actually a rearrangement product of 57 itself, as well as other unidentified products.<sup>54</sup> Additionally, the same [3.3.3]propellane 57 was also obtained for the acid-catalyzed rearrangement of 56 with H<sub>2</sub>SO<sub>4</sub> in pentane under reflux (Scheme 7).<sup>54</sup>

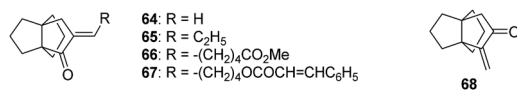
Several years later, Kakiuchi *et al.* reported the syntheses of the α-methylene [3.3.3]propellane derivatives 64–67, which were obtained from the functionalization of [3.3.3]propellane (51) (Fig. 6).<sup>56</sup>

The aim of their syntheses was to determine the impact of the polycyclic structure around the α-methylene cyclopentanone moiety on the antiproliferative activity of such compounds.



Scheme 7 Access to propellane 57 from the rearrangement of 54, 55 and 56.<sup>54</sup>

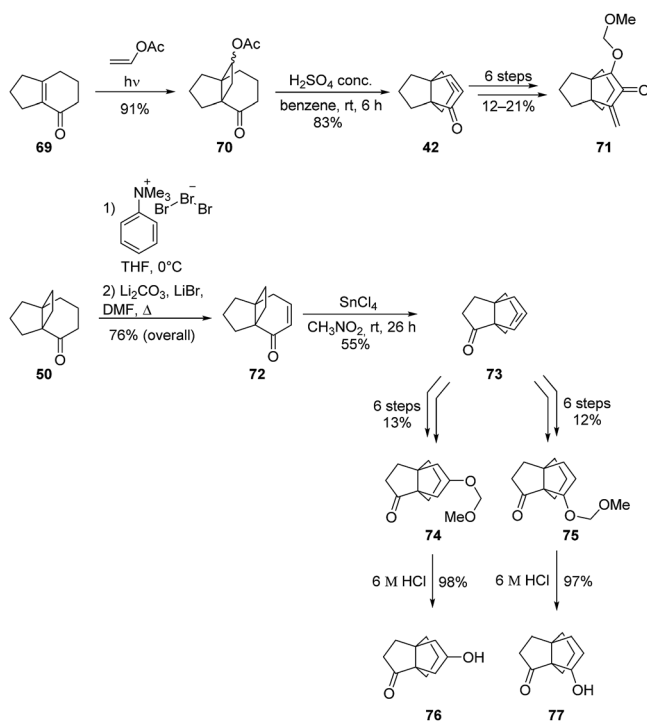


Fig. 6  $\alpha$ -Methylene [3.3.3]propellanones synthesized from 51.

Therefore, the bioactivity of these [3.3.3]propellanes were assessed and compared to the ones of various other polyquinanes (not shown).<sup>56</sup> Interestingly, the  $\alpha$ -methylene [3.3.3]propellanone **68** showed the best antiproliferative activity against P388, L1210, 3LL and LY cancer cell lines, with IC<sub>50</sub> values of 0.11, 0.11, 0.06 and 0.45  $\mu$ M, respectively.<sup>56</sup>

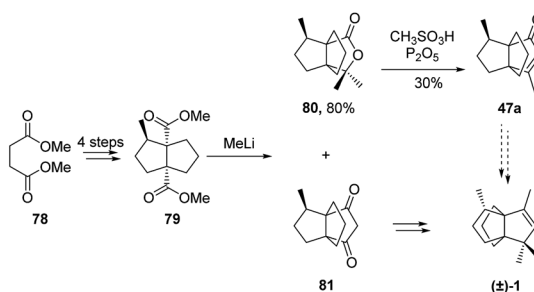
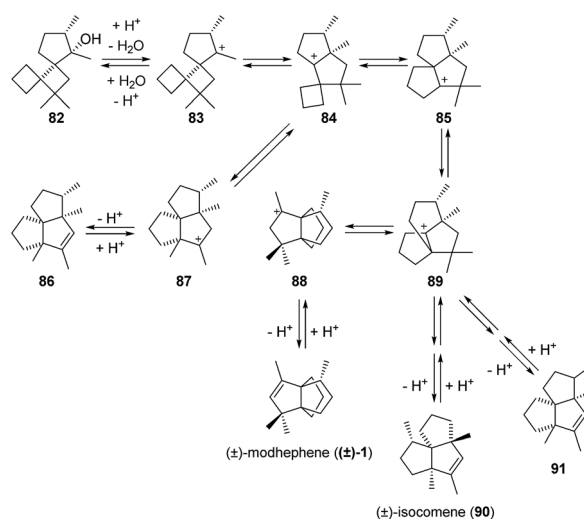
Given these promising results, Kakiuchi and co-workers reported a second study on the synthesis of additional [3.3.3]propellanone derivatives (Scheme 8).<sup>57</sup> [3.3.3]Propellanone **42** was obtained from **70** using their acid-catalyzed rearrangement strategy. Further functionalization of **42** permitted the synthesis of **71** in six additional steps. Similarly, [3.3.3]propellanones **74** and **75** were synthesized from **73**, which was itself obtained from **50** in three steps. Interestingly, the rearrangement of **72** into **73** did not take place with concentrated H<sub>2</sub>SO<sub>4</sub> in benzene. However, a screening of various acidic conditions showed that this rearrangement proceeds with acceptable yield in the presence of tin(IV) chloride in nitromethane.<sup>57</sup> Two more [3.3.3]propellanone derivatives, **76** and **77**, were then obtained by deprotection of the hydroxyl group of **74** and **75**, respectively.

To the best of our knowledge, the antiproliferative activities of the [3.3.3]propellanone derivatives **71**, **74**, **75**, **76** and **77** have not been reported yet.

Scheme 8 Synthesis of [3.3.3]propellanone derivatives through acid-catalyzed rearrangement of [4.3.2]propellanones by Kakiuchi and co-workers.<sup>57</sup>

**3.2.3 Mundy and co-workers.** Mundy and co-workers<sup>58,59</sup> reported another synthetic route to ( $\pm$ )-modhephene (( $\pm$ )-**1**) based on the intermediate **47a**. In their approach, propellane **47a** was obtained through the acid-catalyzed rearrangement of the hetero[3.3.3]propellane **80** (Scheme 9), which was obtained by treatment of the diester **79** with methyllithium. It is worth noting that the characterization of the rearrangement product **47a** was done by comparison to a sample received from Smith *et al.*, from whom Mundy and co-workers also received the authentic NMR spectra.<sup>58,59</sup> Yet, in 1990 Curran and Jasperse reported an inversion of spectral assignments in Smith's experimental section for **47a** and **47b**,<sup>60</sup> which was also confirmed by Smith *et al.* themselves (see ref. 70 in ref. 60). Therefore, it is unknown whether Mundy and Wilkening re-analyzed the reference samples or compared their spectra to the ones that had been provided. In either case, and given this intricate situation, it remains unclear whether Mundy and Wilkening did obtain the described product.<sup>13</sup>

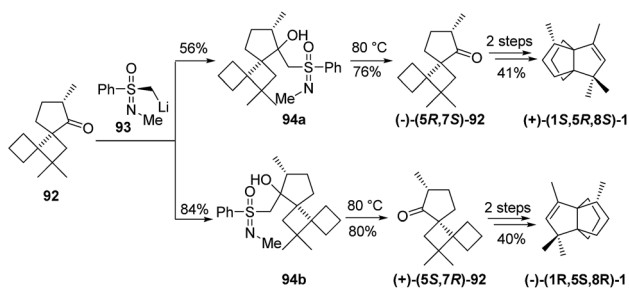
An alternative route to modhephene was reported from intermediate **81**.<sup>59</sup> This compound also resulted from the treatment of **79** with methyllithium and was isolated after the acidic treatment of the aqueous phase of the extraction step. It

Scheme 9 Synthesis of ( $\pm$ )-modhephene ((+)-**1**) by Mundy and co-workers.<sup>58,59</sup>Scheme 10 Rearrangement of ( $\pm$ )-dispiroundecane ((+)-**82**) into ( $\pm$ )-modhephene ((+)-**1**).<sup>21,22,64</sup>

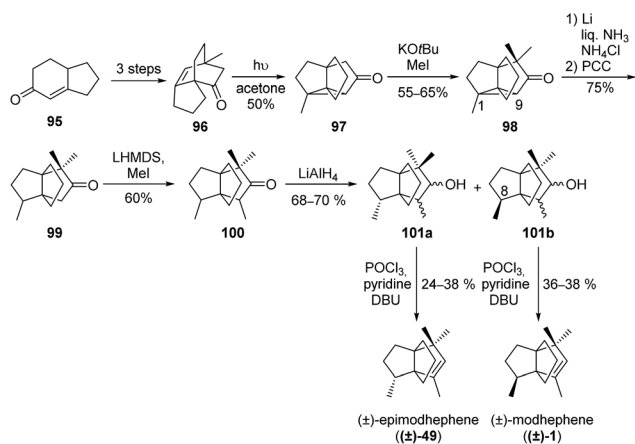
was then used to complete the total synthesis of modhephene. Yet, the fact that the final product was only characterized by HRMS analysis, combined with the aforementioned uncertainties on the characterization of the synthetic intermediates, left the actual nature of the product uncertain.<sup>59</sup>

**3.2.4 Fitjer and co-workers.** As part of their works on the rearrangement of dispiroundecanes into triquinanes,<sup>61–63</sup> Fitjer *et al.* also reported the synthesis of the natural product modhephene, starting from dispiroundecane **82** (Scheme 10),<sup>21,22,64</sup> which is accessible in eight steps from isopropylidencyclobutane<sup>22,64</sup> and in nine steps from acetone.<sup>22</sup> Fitjer *et al.* showed that when heated at 70 °C under acidic conditions, **82** undergoes a series of rearrangements that yield two kinetic products: (±)-modhephene ((±)-**1**) and compound **86**.<sup>22,64</sup> However, prolonged heating leads to further rearrangement of these two kinetic products into a range of thermodynamic products, two of which are triquinane **91** and isocomene **90**.<sup>22,64</sup> The rearrangement of **82** into (±)-modhephene ((±)-**1**) proceeds through an initial dehydration step and successive 1,2-shifts, as shown in Scheme 10.

Fitjer *et al.* used this discovery to report one of the first enantioselective syntheses of (–)-modhephene and



Scheme 11 Enantioselective synthesis of (+)-modhephene ((+)-**1**) and (–)-modhephene ((–)-**1**) through the rearrangement of a (±)-dispiroundecane precursor.<sup>21</sup>



Scheme 12 Mehta and co-workers' total synthesis of (±)-modhephene and (±)-epimodhephene.<sup>65–67</sup> PCC = pyridium chlorochromate, LHMDS = lithium bis(trimethylsilyl)amide, DBU = 1,8-diazabicyclo[5.4.0]undec-7-ene.

(+)-modhephene.<sup>21</sup> As shown in Scheme 11, this approach was based on the treatment of dispiroundecane ketone **92** with (+)-(*S*)-*N,S*-dimethyl-*S*-phenylsulfoximine **93**, which allowed the separation of **94a** from **94b**, as **94a** precipitated and could easily be filtrated. Both sulfoximines were then heated at 80 °C to afford ketones (–)-**92** and (+)-**92**, respectively. Then, the enantiospecific methylation of each isomer gave access to (+)-**82** (Scheme 10) on the one hand, and to (–)-**82** on the other. Finally, the kinetically controlled rearrangement of these two intermediates yielded optically pure (+)-(*1S,5R,8S*)-modhephene ((+)-**1**) and (–)-(*1R,5S,8R*)-modhephene ((–)-**1**) (95% ee).<sup>21</sup>

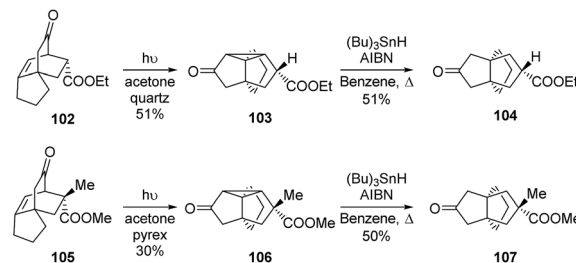
### 3.3 Photochemical reactions

**3.3.1 Mehta and co-workers, Singh and co-workers.** Other routes towards the synthesis of (±)-modhephene employ photochemical pathways, such as a photo-mediated oxa di- $\pi$ -methane rearrangement, as used by Mehta and Subrahmanyam in 1985.<sup>65–67</sup> Mehta and co-workers found that the strained tetracyclic compound **97** was accessible from an oxa di- $\pi$ -methane rearrangement of the  $\beta,\gamma$ -unsaturated ketone **96** (Scheme 12).<sup>66–68</sup>

After the core the structure **97** was formed, introduction of the *gem*-dimethyl group at position C4 and subsequent reductive C1–C9 bond cleavage gave access to the propellane **99**, which presents the main [3.3.3]propellane core of (±)-modhephene.<sup>65–67</sup> Intermediate **101b**, which exhibits the desired stereochemistry at C8 with regard to the synthesis of (±)-modhephene ((±)-**1**), was then easily obtained after reduction of **100** and separation from its epimer **101a** *via* column chromatography. Finally, a dehydration step from **101b** gave access to (±)-modhephene ((±)-**1**), while dehydration of **101a** led to (±)-epimodhephene ((±)-**49**).<sup>69,70</sup>

A similar procedure was used by Singh *et al.* in 2007 to access different [4.3.3] and [3.3.3]propellanes.<sup>71</sup> Indeed, after synthesizing **102** and **105** from aromatic precursors (not shown), they used the same photochemical approach as Mehta and coworkers to access **103** from **102** and **106** from **105**, in 51% and 30% yield respectively. The stereoselective synthesis of [3.3.3]propellanes **104** and **107** was then accomplished by treatment of these tetracyclic structures with tributyltin hydride and azobisisobutyronitrile (AIBN) (Scheme 13).<sup>71</sup>

**3.3.2 Indane-vinyl acetate photocycloaddition: Wender and Dreyer, Mehta and co-workers.** As illustrated in Scheme 14,



Scheme 13 Syntheses of [3.3.3]propellanones **104** and **107** by Singh and co-workers, using a photochemical strategy.<sup>71</sup> AIBN = azobisisobutyronitrile.





the short synthesis of ( $\pm$ )-modhephene (( $\pm$ )-**1**) reported in 1982 by Wender and Dreyer was also based on a tetracyclic intermediate.<sup>72</sup> Compound **110**, which structurally resembles compound **97**, was obtained from a single photo-initiated reaction between indane **108** and vinyl acetate **109**. It was then converted into **111**, which gave access to ( $\pm$ )-modhephene (( $\pm$ )-**1**) in three straightforward steps. The methyl group at C8 in modhephene was introduced with the required configuration through a stereoselective 1,5-addition on **112**.

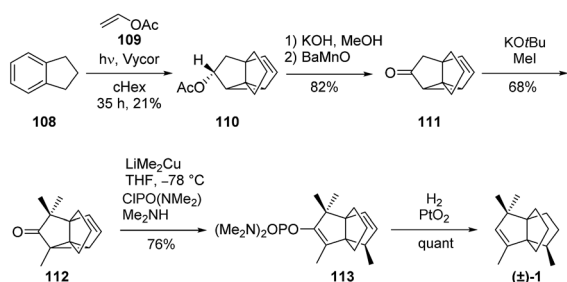
The cyclopropane ring-opening reaction of tetracyclic structures such as **112** using lithium cuprates was also investigated by Cook and co-workers to access [3.3.3]propellanes (see section Anionic approaches).<sup>73,74</sup>

Interestingly, Mehta and co-workers also used the indane-vinyl acetate photocycloaddition strategy with an additional reduction step of the  $\Delta^{6,7}$  isomer of **111** to form the [3.3.3]propellane **114**. The latter was then used as a substrate in a novel cationic rearrangement toward the total synthesis of a biologically active quadrane named decarboxyquadrone (**117**) (Scheme 15).<sup>69,70</sup>

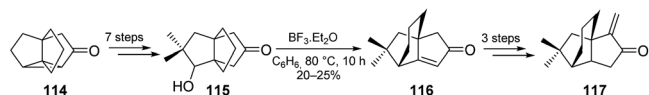
As part of a subsequent study on the effects of alkyl substituents in this cationic rearrangement of [3.3.3]propellanes, Mehta and Subrahmanyam also synthesized several methylated derivatives of **114** (not shown).<sup>70</sup>

### 3.4 Thermal rearrangements

**3.4.1 Karpf and co-workers.** Through the thermal rearrangement of alkynone **119** at 620 °C, Karpf and Dreiding<sup>75</sup> synthesized the known modhephene intermediate **46a** (Scheme 16) that is also encountered in the synthesis of Smith *et al.* (see section Acid-catalyzed rearrangements). This rearrangement was the key step of their ten-step synthesis of ( $\pm$ )-modhephene (( $\pm$ )-**1**), which they reported independently to Smith and co-workers' works.<sup>13</sup>



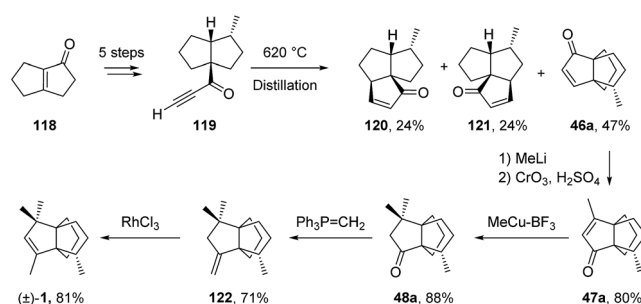
Scheme 14 ( $\pm$ )-Modhephene (( $\pm$ )-**1**) synthesis by Wender and Dreyer.<sup>72</sup>



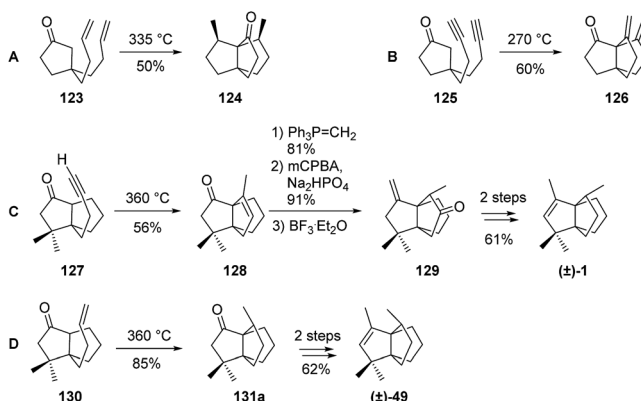
Scheme 15 Use of the indane-vinyl acetate photocycloaddition in the total synthesis of decarboxyquadrone.<sup>46,69,70</sup>

**3.4.2 Paquette and co-workers.** Similarly, Paquette and Schostarez<sup>76,77</sup> also based their total synthesis of ( $\pm$ )-modhephene (( $\pm$ )-**1**) on the thermal rearrangement of an acetylenic intermediate **127** (Scheme 17), a procedure adapted from earlier works reported by Conia and co-workers<sup>78-81</sup> (routes A and B in Scheme 17).<sup>78,79,81-83</sup> The rearrangement used for the synthesis of ( $\pm$ )-modhephene (( $\pm$ )-**1**) proceeded through an intramolecular hydrogen transfer from the enol tautomer of the cyclic ketone of **127** to the alkyne functional group (route C, Scheme 17).<sup>76,77,83</sup> After the rearrangement of **127** into **128**, a Wittig olefination step was carried out, followed by an epoxidation with *m*CPBA. Subsequent isomerization led to **129**. This isomerization occurred in a highly regio- and stereoselective manner and ensured the correct stereochemistry of the methyl group at C8, as required for a facile synthesis of ( $\pm$ )-modhephene (( $\pm$ )-**1**) in two more steps. ( $\pm$ )-Epimodhephene (( $\pm$ )-**49**) was also synthesized in a similar and expeditive way, using an intramolecular ene cyclization of **130** (route D, Scheme 17).<sup>76,77</sup> Several years later, Paquette and Usui published a chemically related route to [3.3.3]propellanes using a radical procedure (see section Radical cyclizations).<sup>84</sup>

Interestingly, intermediate **126** was also used by these research teams,<sup>83</sup> as well as Simmons and co-workers,<sup>85</sup> to access other ring-functionalized [3.3.3]propellanes, like the



Scheme 16 Synthesis of ( $\pm$ )-modhephene (( $\pm$ )-**1**) by Karpf and Dreiding.<sup>75</sup>



Scheme 17 Conia *et al.*'s (A & B)<sup>78,79,81-83</sup> and Paquette *et al.*'s (C & D)<sup>76,77,83</sup> investigations into the synthesis of the [3.3.3]propellane core and subsequent modhephene and epimodhephene syntheses. *m*CPBA = *meta*-chloroperoxybenzoic acid.



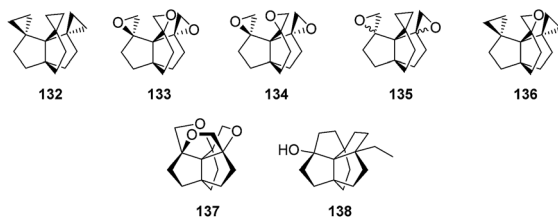


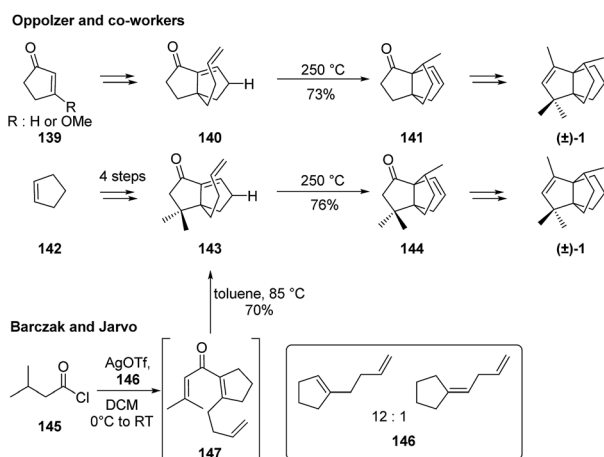
Fig. 7 Other functionalized [3.3.3]propellanes resulting from the functionalization of 126.

ones represented in Fig. 7. The intriguing 137 was obtained through the thermal or acid-catalyzed rearrangement of 133 or 134.<sup>83,86,87</sup> The rearrangement of 132 was also attempted by Paquette and co-workers leading to a product with alleged structure 138.<sup>83</sup>

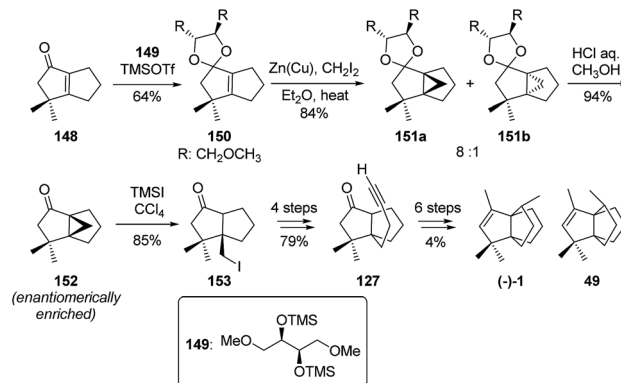
**3.4.3 Oppolzer and co-workers.** Shortly after Paquette and co-workers reported their synthesis of modhephene, Oppolzer and Marazza reported an additional stereoselective synthesis of ( $\pm$ )-modhephene (( $\pm$ )-1), also based on the thermal cyclization of a bicyclic precursor 140 (Scheme 18).<sup>88</sup> This strategy relied on the fact that the *cis*-positioning of the *H*-donor relative to the enophilic site would induce the correct positioning of the methyl group.<sup>88,89</sup> The same strategy allowed Oppolzer and Bättig to report an alternative route to the same natural product the very same year, which was based on the ene cyclization of 143.<sup>89</sup>

**3.4.4 Barczak and Jarvo.** In 2011 Barczak and Jarvo reported the formal total synthesis of modhephene, by preparing intermediate 143 in a mere two steps from 3-methylbutanoyl chloride, using a Kondako–Darzens acylation reaction followed by a Nazarov cyclization, as depicted in Scheme 18.<sup>90</sup>

**3.4.5 Mash and co-workers.** A few years after the synthesis of modhephene by Paquette *et al.*, Mash and Nelson adapted their own methodology for the diastereoselective cyclopropanation of bicyclic enones<sup>91–93</sup> to the synthesis of enantiomerically enriched precursor 151 (Scheme 19). Then, following



Scheme 18 Syntheses of ( $\pm$ )-modhephene (( $\pm$ )-1) via thermal rearrangements.<sup>88–90</sup>



Scheme 19 Mash *et al.*'s enantioselective synthesis of ( $-$ )-modhephene.<sup>20</sup> TMS = trimethylsilyl.

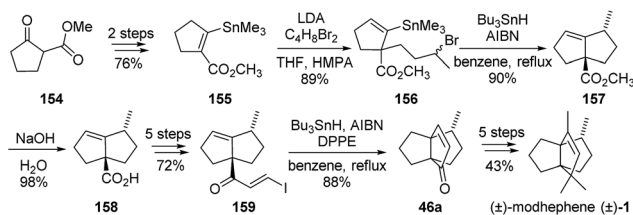
a synthetic strategy equivalent to the one of Paquette *et al.*, Mash and co-workers described the first enantioselective synthesis of ( $-$ )-modhephene (( $-$ )-1).<sup>18–20</sup> In this case, this product was obtained as an inseparable 5 : 1 mixture with epi-modhephene 49.

### 3.5 Radical cyclizations

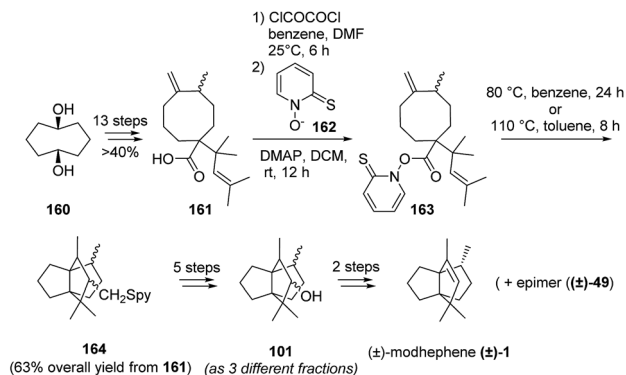
Radical cyclizations constitute another popular approach to the construction of the [3.3.3]propellane cores, either *via* an intramolecular radical cyclization from a cyclopentane or diquinane core bearing appropriate side chains<sup>60,84,94–102</sup> or by means of a domino transannular radical cyclization of a substituted cyclooctane derivative.<sup>103–105</sup>

**3.5.1 Curran and co-workers.** In 1990, Curran and Jasperse developed a synthesis of the natural product ( $\pm$ )-modhephene (( $\pm$ )-1) based on a series of radical cyclizations.<sup>60</sup> Their first synthesis relied on the cyclization of vinyl stannane 156 to 157 (Scheme 20). The alkylation of the latter in a few synthetic steps permitted a second radical cyclization and the formation of the propellane core from 46a. Based on this strategy, ( $\pm$ )-modhephene (( $\pm$ )-1) was synthesized in eleven steps with more than 16% overall yield.<sup>60</sup>

A few years later, Curran and Shen<sup>103</sup> also reported the synthesis of ( $\pm$ )-modhephene (( $\pm$ )-1) based on a domino transannular radical cyclization of an *exo*(methylene)cyclooctane. This synthetic route started with the synthesis of 161 (1 : 1 isomeric mixture), which involved an Ireland–Claisen rearrangement



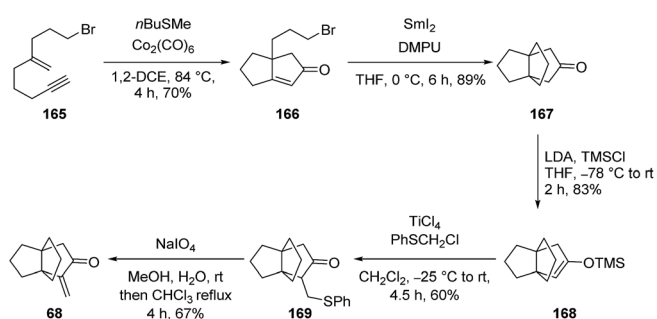
Scheme 20 Modhephene synthesis using a series of radical cyclizations.<sup>60</sup> LDA = lithium diisopropylamide, HMPA = hexamethylphosphoramide, AIBN = azobisisobutyronitrile, DPPE = 1,2-bis(diphenylphosphino)ethane.



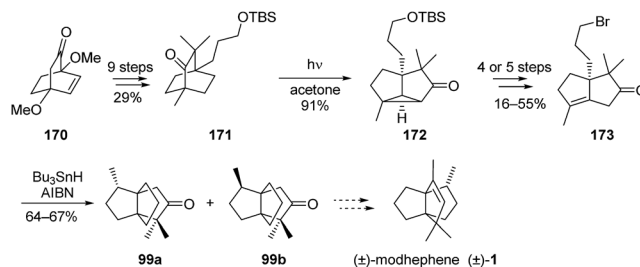
**Scheme 21** Synthesis of modhephene using a domino transannular radical cyclization of an *exo*(methylene)cyclooctane intermediate.<sup>103</sup> DMAP = 4-dimethylaminopyridine.

(Scheme 21). Then, decarboxylation of **161** using the Barton thi-hydroxamate method<sup>106–114</sup> allowed the radical formation that permitted the domino transannular radical cyclization to occur. However, since **101** was obtained as a mixture of diastereomers that were difficult to separate, the access to pure (±)-modhephene ((±)-**1**) was rendered possible only from one of the three fractions obtained after chromatographic separation of **101**. Subsequent reaction with the other fractions led either to a mixture of the desired product together with its epimer ((±)-**49**) or to decomposition. Overall, although very attractive at first glance, this approach gave access to (±)-modhephene ((±)-**1**) and its epimer in 6% overall yield over 21 steps.<sup>103</sup>

**3.5.2 Synthesis of  $\alpha$ -methylene propellane by Kerr and co-workers.** A more recent application of some of Curran and Wolin's early works<sup>115</sup> into radical cyclizations has been adopted by Kerr *et al.*<sup>102</sup> to prepare the biologically active<sup>56,57</sup>  $\alpha$ -methylene propellane **68** (Scheme 22). The original procedure by Curran and Wolin used 2.5 equivalents of samarium diiodide in DMPU and THF to form bicyclo[3.3.0]octan-3-ones from halogenated cyclopent-2-en-1-ones in a reductive manner.<sup>115</sup> Kerr and co-workers were able to employ intramolecular Pauson–Khand reactions to synthesize the 5,5-fused bicycle **166** with ease and subsequently use the samarium diiodide-induced intramolecular conjugate



**Scheme 22** Synthesis of biologically active [3.3.3]propellane **68** using  $\text{SmI}_2$  by Kerr and co-workers.<sup>102</sup> DMPU = 1,3-dimethyl-3,4,5,6-tetrahydro-2(1*H*)-pyrimidinone, LDA = lithium diisopropylamide, TMS = trimethylsilyl.

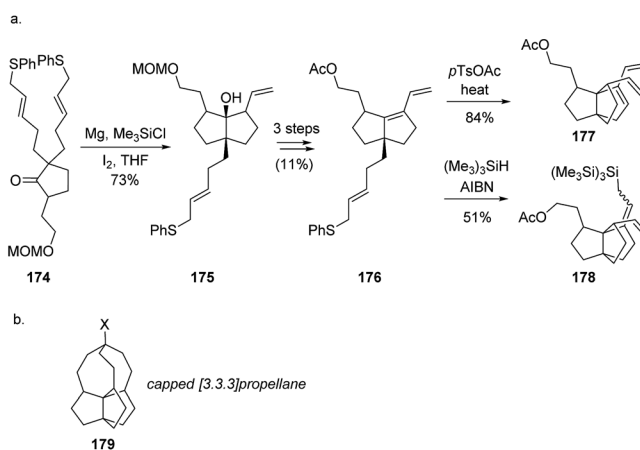


**Scheme 23** Formal synthesis of (±)-modhephene ((±)-**1**) via strained tetracyclic intermediates.<sup>94,95</sup> TBS = *tert*-butyldimethylsilyl, AIBN = azobisisobutyronitrile.

addition procedure to form [3.3.3]propellanes **167** (see Scheme 22).<sup>102</sup> Four subsequent steps led to the synthesis of the target [3.3.3]propellane,  $\alpha$ -methylene propellane **68** with an overall yield of 11% over twelve steps. This product was previously identified as a potent cytotoxic agent effective against a range of tumor cell lines (see section Acid-catalyzed rearrangements).<sup>56,57</sup>

**3.5.3 Ueyhara and co-workers.** Ueyhara *et al.*'s approach to [3.3.3]propellanes **99a** and **99b** is based on their methodology to introduce substituents at both bridge heads of bicyclo[2.2.2]oct-5-en-2-ones and on a photo-mediated rearrangement of the substituted  $\beta,\gamma$ -unsaturated ketone into tricyclic structures like **172** (Scheme 23).<sup>94,95,116</sup> In this way, all the methyl substituents required for the synthesis of (±)-modhephene ((±)-**1**) are installed prior to the construction of the propellane core. A straightforward radical cyclization of bromide **173** yielded a mixture of propellanes **99a** and **99b**, which were isolated by using HPLC.<sup>95,116</sup>

**3.5.4 Towards capped propellanes: Paquette and Usui.** Besides their work on thermal rearrangements, Paquette and Usui also investigated the synthesis of vinyl silane [3.3.3]propellane **178**.<sup>84</sup> They found that the thermal rearrangements they had previously relied on gave them direct access to the triene **177**. Therefore, they developed a radical-based



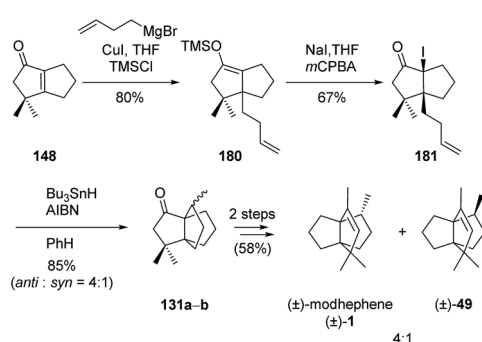
**Scheme 24** Synthesis of vinyl silane [3.3.3]propellanes using radical chemistry, towards capped propellanes.<sup>84</sup> AIBN = azobisisobutyronitrile.



procedure to access the silane **178** (Scheme 24).<sup>84</sup> The aim of these works was to propose a possible pathway toward capped [3.3.3]propellanes (**179**) (Scheme 24b). Yet, to the best of our knowledge, such [3.3.3]propellanes have not been reported to date.

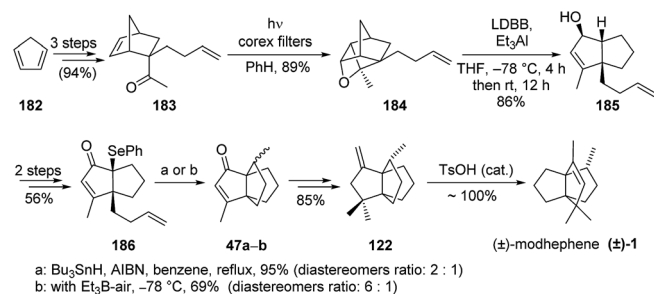
**3.5.5 Sha and co-workers.** Sha *et al.* based their synthesis of ( $\pm$ )-modhephene (( $\pm$ )-**1**)<sup>96</sup> on the stereoselective synthesis of  $\alpha$ -iodoketone **181**, which was submitted to an intramolecular radical cyclization to form intermediate **131a-b** (Scheme 25). Few more synthetic steps yielded the desired product ( $\pm$ )-**1** in mixture with its epimer ( $\pm$ )-**49**, in a 4 : 1 ratio.<sup>96</sup>

**3.5.6 Rawal and co-workers.** Rawal and Dvorak<sup>98</sup> proposed another interesting stereoselective synthesis of ( $\pm$ )-modhephene (( $\pm$ )-**1**), which first used a photocycloaddition-fragmentation sequence to construct the diquinane core **185** (Scheme 26). The third ring of the [3.3.3]propellane core was then built by another intramolecular radical cyclization step of a tethered side chain. Following this strategy, the team reported an 11-step synthesis of modhephene with 21% overall yield, a remarkable feat by itself.<sup>98</sup>

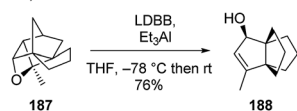


Scheme 25 Sha's synthesis of ( $\pm$ )-modhephene (( $\pm$ )-**1**).<sup>96</sup> TMS = trimethylsilyl, *m*CPBA = *meta*-chloroperoxybenzoic acid, AIBN = azobisisobutyronitrile.

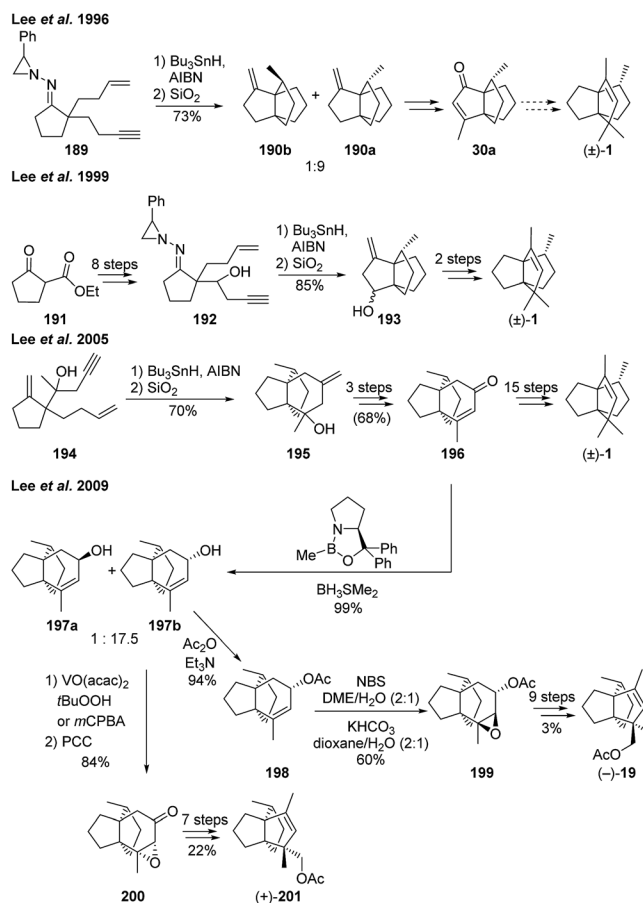
#### Rawal and Dvorak, 1997



#### Rawal and co-workers, 1998

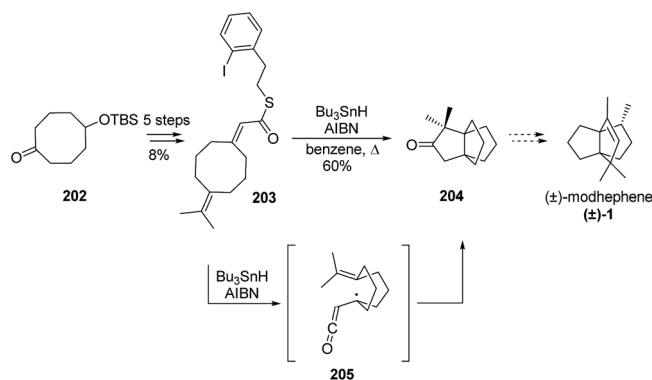


Scheme 26 Syntheses of ( $\pm$ )-modhephene and other [3.3.3]propellanes using a radical cyclization to form the [3.3.3]propellane core.<sup>98,117</sup> AIBN = azobisisobutyronitrile, LDBB = lithium di-*tert*-butylbiphenylide.



Scheme 27 Domino radical cyclization strategies to synthesize ( $\pm$ )-modhephene (( $\pm$ )-**1**)<sup>97,99,100</sup> and the enantioselective synthesis of (-)-13-acetoxymodhephene and (+)-14-acetoxymodhephene.<sup>101</sup> AIBN = azobisisobutyronitrile, *m*CPBA = *meta*-chloroperoxybenzoic acid, PCC = pyridium chlorochromate, NBS = *N*-bromosuccinimide.

Notably, the major diastereomer with the desired stereochemistry at C8 was isolated by MPLC, just before isomerization of the propellane **122** to ( $\pm$ )-**1**. Interestingly, the scope of this strategy on the fragmentation of Paterno-Büchi reaction products,



Scheme 28 Formal synthesis of ( $\pm$ )-modhephene (( $\pm$ )-**1**) using a domino transannular radical cyclization of an exo(methylene) cyclooctane intermediate.<sup>104,105</sup> AIBN = azobisisobutyronitrile.



published a year later, showed how it was successfully used for the synthesis of a range of di- and triquinanes, including the [3.3.3]propellane **188** (Scheme 26).<sup>117</sup> However, it must be noted that in this case, the propellane was built directly from the fragmentation of oxetane **187**, without the need of an additional radical cyclization step.<sup>117</sup>

**3.5.7 Lee and co-workers.** Lee *et al.* managed to form two out of the three required rings for the [3.3.3]propellane core of modhephene in a single step, by using radical-mediated domino cyclizations.<sup>97,99</sup> The required *gem*-diradical species were generated from a *N*-aziridinyl imine precursor, which also contained one vinyl radical precursor (**189**) (Scheme 27) or bromoalkene moiety (not shown) and one alkene functional group on tethered side-chains. Using this strategy, Lee *et al.* were able to prepare **190a**,<sup>97</sup> which, after an ozonolysis step, was easily converted to the known ( $\pm$ )-modhephene precursor [3.3.3]propellane **30a**, according to the procedure from Oppolzer and Bättig.<sup>89</sup> The stereochemistry that is desired at C8 of modhephene was obtained thanks to the stereoselectivity of the cyclization step, which depends on the substrate used. The use of an alkyne as the vinyl radical precursor led to a 9 : 1 mixture of the desired isomer (Scheme 27).

In 1999, Lee *et al.* reported the application of this strategy to the synthesis of intermediate **193**, in order to achieve a new total synthesis of ( $\pm$ )-**1**.<sup>99</sup>

Several years later, the same team proposed a similar route to ( $\pm$ )-modhephene (( $\pm$ )-**1**), based on the domino free radical cyclization of a diene-yne intermediate **194**. This cyclization step resulted in the initial formation of the [4.3.3]propellane intermediate **195** (with 10 : 1 stereoselectivity towards the desired configuration), which could subsequently be modified into ( $\pm$ )-**1** via intermediate **196**.<sup>100</sup>

More recently, this domino cyclization methodology was adapted to the enantioselective synthesis of (–)-13-acetoxymodhephene ((–)-**5**) and (+)-14-acetoxymodhephene ((+)-**201**).<sup>101</sup> An asymmetric borane reduction of ketone **196**, derived from the domino cyclization, led to alcohols **197a** and **197b** with epimeric ratio of 1 : 17.5 and the desired [4.3.3]propellane **197b** as major product. The respective stereochemistry at the carbon bearing the acetoxymethyl group in the final product were then obtained by choosing appropriate epoxidation conditions at this stage. The use of either a vanadium complex and a peroxide or *m*CPBA allowed for the synthesis of epoxide **200**, which was a suitable intermediate to access (+)-**201** over seven synthetic steps. Alternatively, treatment of the acetate-protected allyl alcohol **198** with NBS in water/DME, and then with KHCO<sub>3</sub>, gave access to the epoxide **199**, with opposite stereochemistry. This epoxide was then used to synthesize (–)-**19**, over nine more steps.<sup>101</sup>

**3.5.8 Pattenden and co-workers.** Pattenden and co-workers also proposed a formal synthesis of ( $\pm$ )-modhephene (( $\pm$ )-**1**) based on the domino transannular radical cyclization of a cyclooctenyl substituted  $\alpha$ -ketenyl radical **205**,<sup>104,105</sup> itself generated by heating thioester **203** in presence of Bu<sub>3</sub>SnH and AIBN, as depicted in Scheme 28. This strategy allowed them to report a synthesis of [3.3.3]propellane **204**, which is a precursor of ( $\pm$ )-modhephene (( $\pm$ )-**1**).

## 3.6 Anionic approaches

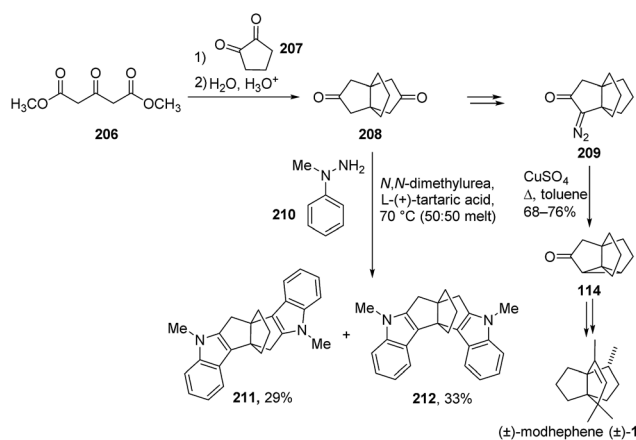
**3.6.1 The Weiss reaction: Cook and co-workers.** The strategy applied by Cook *et al.* involved a Weiss reaction<sup>118–121</sup> between dimethyl-1,3-acetonedicarboxylate (**206**) and cyclopentane-1,2-dione (**207**), which yielded the dione **208** (Scheme 29).<sup>73</sup> This dione was then converted into the diazo propellane **209**, which could then be used to synthesize the desired [3.3.3]propellane ( $\pm$ )-**1**, via the strained tetracyclic intermediate **114**. This tetracyclic structure could only be opened with a copper reagent after the introduction of a second activating group (not shown).<sup>73</sup> Indeed, as shown by the same research team one year later through a study on the opening of strained cyclopropanes, a two-fold activation is generally required to open this kind of tetracyclic structures that present no double bonds.<sup>74</sup>

This strategy of carrying out a diazotation and subsequent annulation with copper sulfate to a tetracyclic intermediate was also used by Pattenden and de Boeck in one of their ( $\pm$ )-modhephene syntheses, as shown above (see section Radical cyclizations).<sup>104</sup>

In more recent years, a two-fold Fischer indole cyclization on diketone propellane **208** was reported by Kotha and Chinam.<sup>122</sup> They found that this diketone, which was easily available on a decagram scale, could undergo a double Fischer indole cyclization with 1-methyl-1-phenylhydrazine (**210**) in the presence of molten *N,N'*-dimethylurea and L-(+)-tartaric acid, leading to the formation of a mixture of the diindole propellanes **211** and **212** (Scheme 29).

It is worth noting that the Weiss reaction strategy was also found to work reliably for a range of polycyclic compounds, including a range of [3.3.*n*]propellanes.<sup>123,124</sup> For example, compound **213** (Fig. 8) could be synthesized from ninhydrin using this condensation reaction.<sup>124</sup>

**3.6.2 Synthesis by Tobe and co-workers.** In 1984, Tobe *et al.* accessed ( $\pm$ )-modhephene (( $\pm$ )-**1**) in a stereo-controlled manner by using a regioselective ring enlargement.<sup>53</sup> Their formal synthesis of ( $\pm$ )-modhephene (( $\pm$ )-**1**) using this strategy



Scheme 29 Synthesis of ( $\pm$ )-modhephene using a Weiss reaction and of a tetracyclic intermediate by Cook *et al.*,<sup>73</sup> followed by a double Fischer indole cyclization to diindole propellanes.<sup>122</sup>



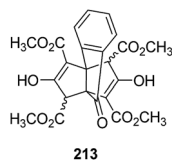
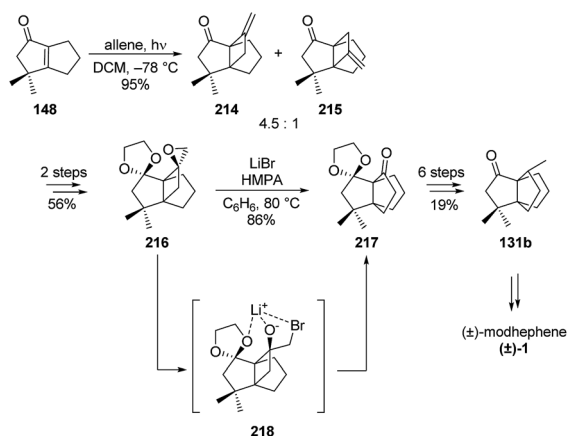


Fig. 8 Product of the Weiss reaction between ninhydrin and dimethyl 1,3-acetonedicarboxylate.<sup>123</sup>

started with the head-to-head photo-mediated [2 + 2] cycloaddition of allene to the  $\alpha,\beta$ -unsaturated ketone **148** (Scheme 30). After protection of its carbonyl functional group, the resulting bicyclic compound was then subjected to an epoxidation to yield three epoxy acetals, from which **216** was isolated in 61% yield (56% yield in two steps from the mixture of **214** and **215**).<sup>53</sup> The chelation-controlled epoxide-carbonyl rearrangement was then performed in the presence of lithium bromide and hexamethylphosphoramide (HMPA). At this critical step, the desired stereochemistry was asserted to result from the chelation of the lithium cation by the acetal oxygen atoms, as depicted in Scheme 30.<sup>53</sup> This would also explain the unusual preferred migration of the less substituted carbon over the higher substituted one.<sup>53</sup> Intermediate **217** gives an easy access to propellane **131b**, a known precursor to ( $\pm$ )-modhephene (( $\pm$ )-**1**) with the desired stereochemistry at C8.<sup>45,75,89</sup>

**3.6.3 Synthesis by Suri.** An additional synthesis of ( $\pm$ )-modhephene (( $\pm$ )-**1**) involving a cyclization reaction for the construction of the [3.3.3]propellane core is the synthesis by Suri.<sup>125</sup> Its key step is the cyclization of the bromide **220** to **221** by an intramolecular alkylation reaction (Scheme 31). Although this was an original approach, the main disadvantage of this synthetic path probably lies in its length of 18 steps it requires to access ( $\pm$ )-modhephene (( $\pm$ )-**1**).

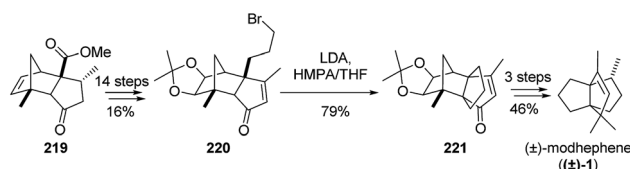
**3.6.4 Synthesis by Kraus and Shi.** Alternatively, addition-rearrangement reactions of bridgehead bromides have been proposed as synthetic routes toward [3.3.3]propellanes. And indeed, in 1990, Kraus and Shi<sup>126</sup> showed that the addition of



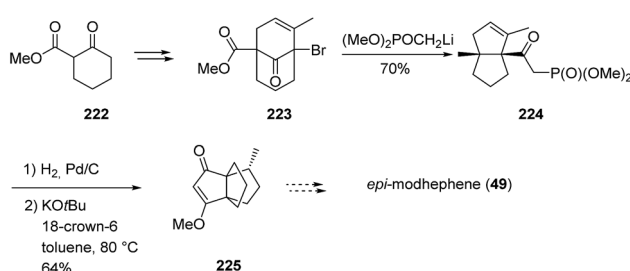
Scheme 30 Formal total synthesis of ( $\pm$ )-modhephene (( $\pm$ )-**1**) by Tobe and co-workers.<sup>53</sup> HMPA = hexamethylphosphoramide.

a nucleophile such as a dimethyl methyl phosphonate anion to the bromide **223** led to a ring contraction of the resulting alkoxide to form bicyclic structures such as **224**. After a few modifications, these could be converted into the propellane **225**, a precursor of ( $\pm$ )-epimodhephene (( $\pm$ )-**49**).<sup>127</sup> Product **223** was prepared by bromination of keto ester **222**, followed by a Michael addition with methyl vinyl ketone. As depicted in Scheme 32, the third ring of the propellane core was then built in a hydrogenation step, followed by a base-mediated cyclization.<sup>126</sup> A comparison of the analytical data showed that their product **225** was identical to an intermediate of the ( $\pm$ )-modhephene (( $\pm$ )-**1**) synthesis of Mundy *et al.* Thus, given the aforementioned uncertainty about the stereochemistry of Mundy's products, the stereochemistry of **225** may also be questioned. Yet, Kraus and Shi showed that modifying their reduction conditions to an iridium-catalyzed directed hydrogenation of alkenes allowed them to access a product different from propellane **225**.<sup>127</sup> This compound was identified as its C8 epimer, which provided identical NMR spectra to Curran and Jasperse's intermediate.<sup>60</sup> Thus, the team claimed that the stereochemical misassignment in the reported work by Mundy *et al.* would be the result of an inversion in Smith's NMR data and that their work allowed to resolve this uncertainty,<sup>127</sup> although this assertion is still being debated.<sup>13</sup>

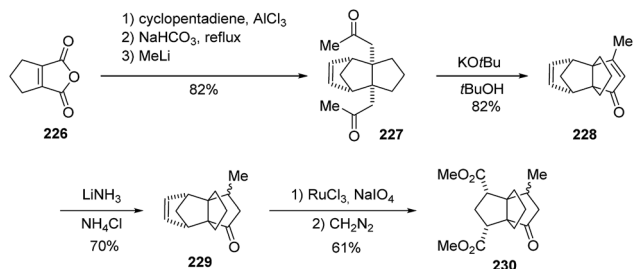
Efforts by Ghosh *et al.*<sup>128</sup> to construct strained systems such as [3.3.3]propellanes revealed that easily accessible bicyclo [2.2.1]heptanes, such as the diketone **227**, can serve as excellent precursors (Scheme 33). Diketone **227** was found to be very suitable to undergo potassium *tert*-butoxide-mediated ring closure to the highly functionalized [3.3.3]propellane **228**. After the propellane formation and a reduction step, the bicyclo [2.2.1] bridge in **229** could be used conveniently to install two methyl ester groups in moderate yield.



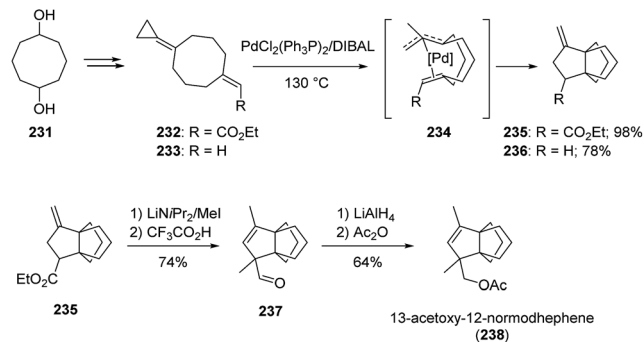
Scheme 31 Synthesis of modhephene (( $\pm$ )-**1**) based on an intramolecular alkylation reaction.<sup>125</sup> LDA = lithium diisopropylamide, HMPA = hexamethylphosphoramide.



Scheme 32 Synthesis of epimodhephene (**49**) by Kraus and Shi.<sup>126</sup>



Scheme 33 Synthesis of [3.3.3]propellanes from easily accessible bicyclo[2.2.1]heptanes.<sup>128</sup>



Scheme 34 Transition metal-catalyzed [3.3.3]propellane formation.<sup>129,130</sup> DIBAL = diisobutylaluminium hydride.

### 3.7 Metal-catalyzed reactions

**3.7.1 Transition metal-catalyzed intramolecular cyclizations: Yamago and Nakamura.** Transition metal-catalyzed intramolecular cyclizations of the modified cyclooctanes 232–233, accessible in four steps from commercially available cyclooctane-1,5-diol (231), have been found to allow the facile construction of [3.3.3]propellane cores (Scheme 34). Both palladium and nickel complexes were found to be efficient catalysts, although isolated yields with the palladium-based catalyst were superior.<sup>129,130</sup> Propellane 235 was subsequently transformed into 13-acetoxy-12-normodhephene 238 using a series of standard transformations.

**3.7.2 Palladium-catalyzed zipper reaction: Trost and Shi.** While working on intramolecular polyolefinic cycloisomerization reactions, Trost and Shi developed a palladium-catalyzed zipper reaction.<sup>131,132</sup> Although the primary use of this zipper reaction was to make polyspiro compounds, they found that the reaction was versatile enough to cyclize an array of different polyolefinic substrates, including 239 and 240, resulting in the corresponding [3.3.3] and [4.3.3]propellanes 241 and 242 (Scheme 35).

**3.7.3 Organolanthanide-catalyzed cyclizations: Molander and co-workers.** Alternatively, organolanthanide-catalyzed procedures have been reported to facilitate a cyclization/silylation reaction of hindered trienes, preparing several [4.3.3]propellanes with reasonable yields, as well as allowing for the synthesis of 245 in 69% yield (Scheme 36).<sup>133</sup>

**3.7.4 Metathesis: Christmann and co-workers.** In a recent study, Christmann and co-workers reported a modular synthesis of functionalized propellanes, including the [3.3.3]propellanedione 252 (Scheme 37).<sup>134</sup> In this strategy, prochiral triketones like 247 were catalytically desymmetrized to access bicyclic structures such as 249. Then, diastereoselective addition of alkenyl-cuprates gave access to dienic structures such as 250, which were cyclized to propellanes using olefin metathesis. For this reaction, a commercially available ruthenium catalyst 251 was used (Scheme 37). The absolute configuration of 252 was determined by comparison of IR and VCD spectra with calculated spectra, after structure optimization.

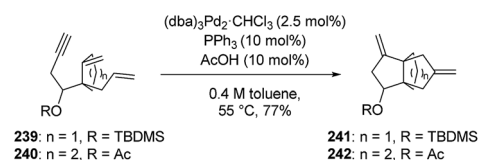
The same group applied this strategy in a total synthesis approach of dichrocephone A and B (Scheme 38).<sup>42</sup> However, during their study they found that the reported structure of dichrocephone A did not match the spectroscopic results of

their compound 257. The C8-epimer *ent*-32 was found to be in accordance with the reported spectra, but not with the optical rotations of the isolated natural products. Consequently, the synthesized compounds *ent*-32 and *ent*-33 are the enantiomers of the natural products dichrocephone A and B, respectively.

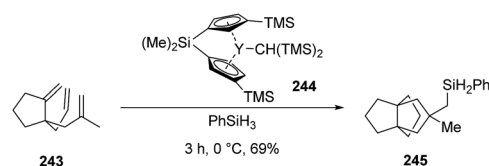
### 3.8 Synthesis and applications of triptindanes

Triptindanes are a special subclass of [3.3.3]propellanes, with often intriguing applications in the fields of gas storage, gas separation and charge transfer complexes. As their synthetic approaches differ greatly from the procedures described above, these syntheses have been grouped separately in the following section. We believe that this section is complementary to the previous chapters and necessary to gain a complete view on the topic of carbocyclic [3.3.3]propellanes. As such, we think that it could inspire researchers from the field of natural product synthesis, help them imagine novel approaches in this very field and envisage new applications for these fascinating molecules.

**3.8.1 First synthesis of triptindane by Thompson.** Triptindanes represent a class of synthetic tribenzo-[3.3.3]propellanes that have drawn interest for the last 50 years. The highly

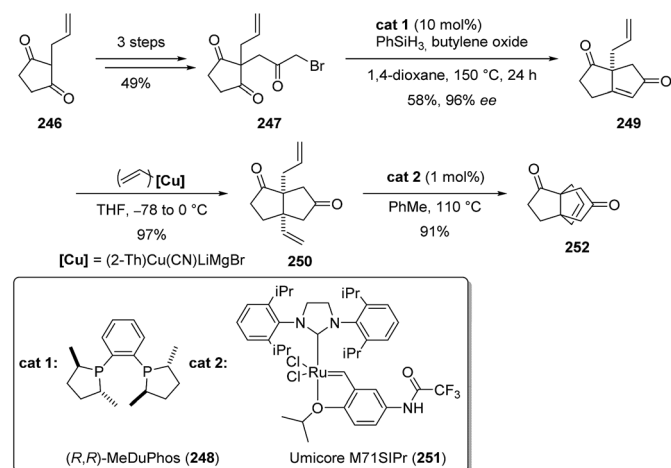


Scheme 35 Use of a Pd-catalyzed zipper reaction to form propellanes.<sup>131,132</sup> dba = dibenzylideneacetone, TBDMS = *tert*-butyldimethylsilyl.



Scheme 36 Use of organolanthanides to cyclize trienes.<sup>133</sup> TMS = trimethylsilyl.





Scheme 37 Synthesis of [3.3.3]propellane **252** via metathesis of diene **250**.<sup>134</sup>

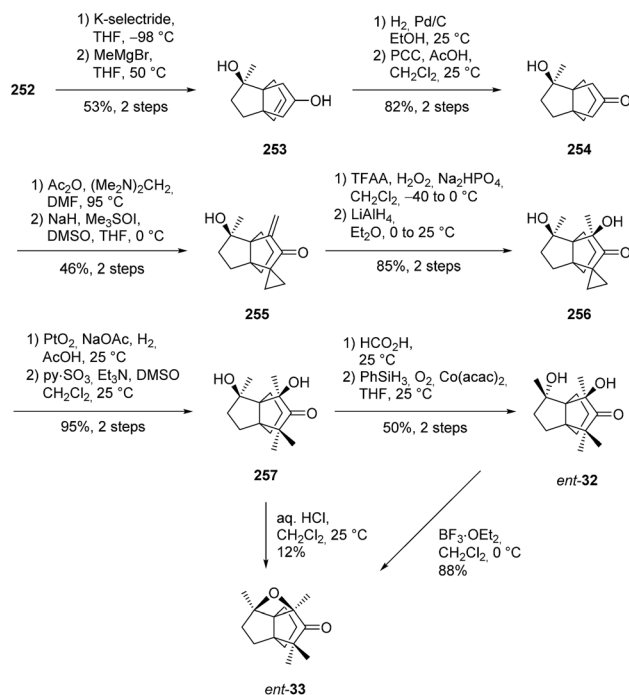
symmetrical structure and rigidity of this type of molecule motivated Thompson to synthesize the parent compound **259a** in the 1960s. Furthermore, he investigated homoconjugative interactions between the isolated  $\pi$ -systems.<sup>135,136</sup>

The first approach to the triptindane core included the acid-catalyzed double cyclization of the dibenzylindanone **258** (Scheme 39). However, the reaction proceeded only with activating groups like methoxy moieties present on the benzyl rings (**258b**, **258c**).<sup>135,136</sup> The insolubility of dibenzylindanone **258a** in polyphosphoric acid (PPA) also hindered the reaction.<sup>135</sup> The desired unsubstituted triptindane (**259a**) could finally be obtained by deoxygenation of **259c** in 44% overall yield (Scheme 40).<sup>136</sup>

Kuck and Eckrich showed that triptindane (**259a**) could be converted to different derivatives by carefully choosing the reduction conditions (Scheme 41). While a Birch reduction led to the formation of the corresponding hexadiene **264**, a Benkeser reduction was found to reduce triptindane even further to **265**.<sup>137</sup>

**3.8.2 Derivatives of triptindane.** An interesting feature of triptindanes is the molecular cavity in the structure. Kuck and co-workers synthesized the derivative **269** with hydroxyl groups exclusively in *endo*-position of the molecule (Scheme 42).<sup>138</sup> The substitution of the catalyst PPA with the acidic resin Amberlyst 15 in non-polar solvents provided a facile approach to the methoxy-substituted triptindane **267**. After cleavage of all ether groups, the *exo*-hydroxy groups could selectively be converted to tetrazolyl ether groups (**268**) by carefully controlling the stoichiometry of the reaction. Subsequent direct hydrogenolysis resulted in the isolation of 4,5,15-trihydroxytriptindane (**269**). The attempt to synthesize *endo*-trimethyltriptindane failed due to steric effects.<sup>139</sup>

Besides strategies to modify the cavity of triptindane, the opposite side of the molecule was also addressed in synthetic approaches. The use of dibenzyl-1,3-indandione (**270**) as starting material provided not only a new route to triptindane, but also to the ketone derivative **272** as a useful building block (Scheme 43). This ketone was used to access several triptindane derivatives, including the trimethylenetriptindanes (**272**, **274**),

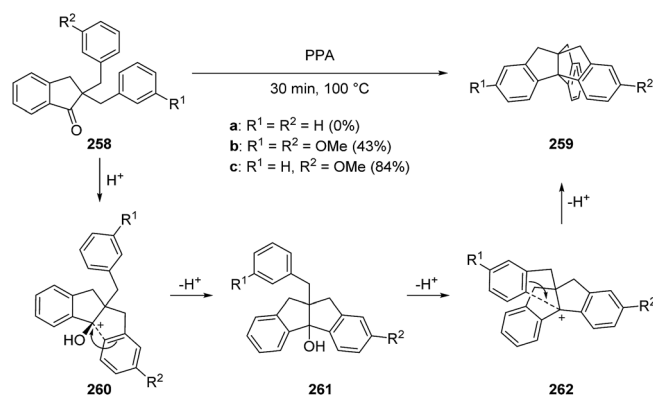


Scheme 38 Synthesis of *ent*-**32** and *ent*-**33** from the propellane core **252**.<sup>42</sup>

triptindane-9,10,11-trispirocyclopropane (**275**) and tribenzocentropentaquinene (**276**).<sup>140</sup> An alternative route to the triptindane ketone (**271**) was found by oxidizing triptindane (**259a**) with dimethyldioxirane (DMDO).<sup>141</sup>

**3.8.3 Microporous polymers based on triptindanes.** The use of the 1,3-indanedione core and of methoxy groups on the benzene moieties made the compound **279** accessible under milder conditions. This compound was demethylated to the monomer **280**, which was used for polymers of intrinsic microporosity (PIMs) (Scheme 44). These polymers showed large apparent Brunauer–Emmett–Teller (BET) surface areas and have potential for gas storage and gas separation.<sup>142</sup>

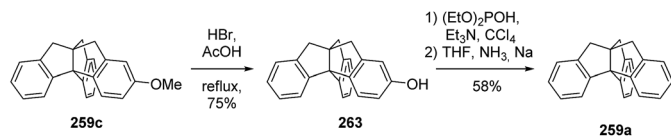
**3.8.4 Bridged triptindanes synthesized by Kuck and co-workers.** The bridged triptindane compound **283** was obtained



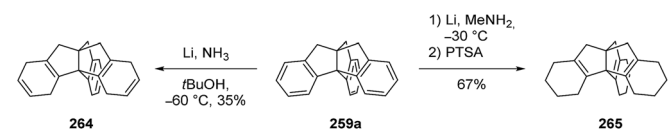
Scheme 39 First synthesis of the triptindane core by Thompson.<sup>135,136</sup> PPA = polyphosphoric acid.







Scheme 40 Deoxygenation of methoxytriptindane **259c** to the parent compound triptindane (**259a**).

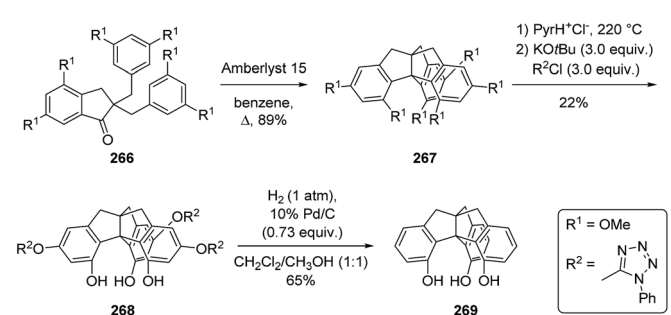


Scheme 41 Reductions of triptindane (**259a**) under different conditions.<sup>137</sup> PTSA = *para*-toluenesulfonic acid.

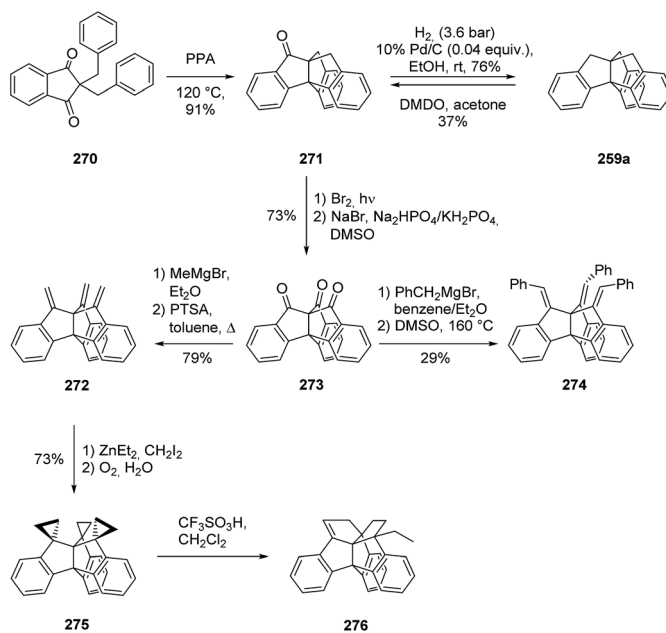
from acid-catalyzed cyclization of phenylindanone **282** (Scheme 45).<sup>143</sup> Alternatively, treatment of triptindane ketone **271** with *n*-BuLi and tetramethylethylenediamine (TMEDA) in toluene could be employed to construct a bridged triptindane **284** (Scheme 46).<sup>144</sup>

**3.8.5 Stability of triptindanes.** Several studies investigating the stability and the chemical behavior of triptindanes have been performed. Jaworski *et al.*<sup>145</sup> investigated the properties of radical anions and dianions of triptindane and its ketone derivatives. They found that the electronic communication between the carbonyl groups was two times smaller than in indanetrione. The groups of Cecon and Kuck<sup>146</sup> formed mono-, bis- and tris-Cr(CO)<sub>3</sub> complexes of **259a** and showed weak attractive electronic interactions bonds between the carbonyl oxygen and the polarized face of the benzene rings.<sup>146</sup>

**3.8.6 Trisnaphtho[3.3.3]propellanes (TNPs).** The expansion of the triptindane family with bigger aryl groups started with the synthesis of trisnaphtho[3.3.3]propellane (TNP) (**287**).<sup>147</sup> TNP was obtained in one step *via* a palladium-catalyzed reaction between hexacyclic alkene **285** and 1-iodonaphthalene (**286**) (Scheme 47a). The intermolecular Heck-type reaction at a tetra-substituted double bond was observed for the first time in this study by Dyker *et al.*<sup>147</sup> A few years later, the same group proposed a six-membered palladacycle as the key intermediate in this reaction.<sup>148,149</sup> However, this reaction was not optimized,



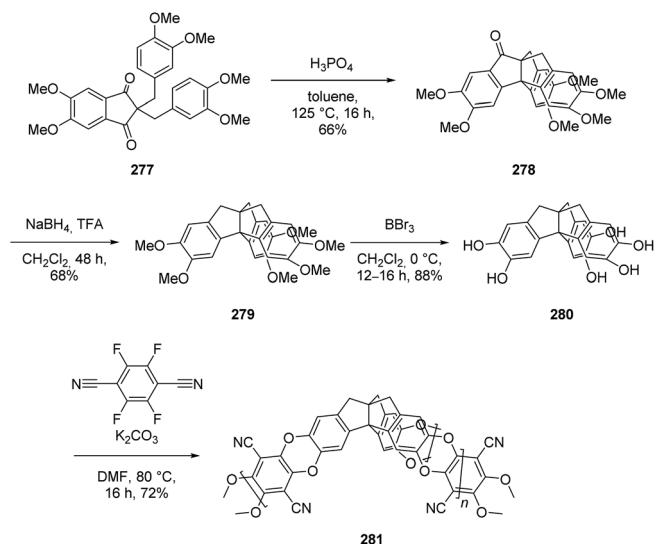
Scheme 42 Synthesis of 4,5,15-trihydroxytriptindane (**269**) by Kuck *et al.*<sup>138</sup>



Scheme 43 New route to triptindane (**259a**) and to the ketone derivative **271** as a useful building block by Kuck and co-workers.<sup>140,141</sup> DMDO = dimethyldioxirane, PPA = polyphosphoric acid, PTSA = *para*-toluenesulfonic acid.

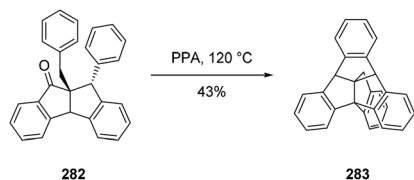
as it required prolonged reaction times of up to three weeks and a large excess (30 equiv.) of the iodonaphthalene. An improved synthesis relied on the epoxidation of **285** with dimethyldioxirane (DMDO), the addition of the organolithium analog **289** of iodonaphthalene (**286**) and the subsequent cyclization to TNP. Using this synthetic route, TNP was obtained with an overall yield of 59% (Scheme 47b).<sup>150</sup>

Given the symmetry and wide  $\pi$ -surface of TNP, Kubo *et al.* were interested in using this compound as a building block for

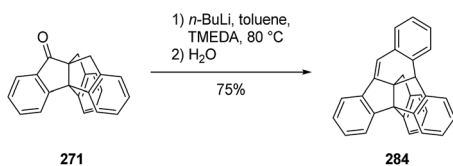


Scheme 44 Synthesis and polymerization of **280** to form microporous polymers.<sup>142</sup> TFA = trifluoroacetic acid.

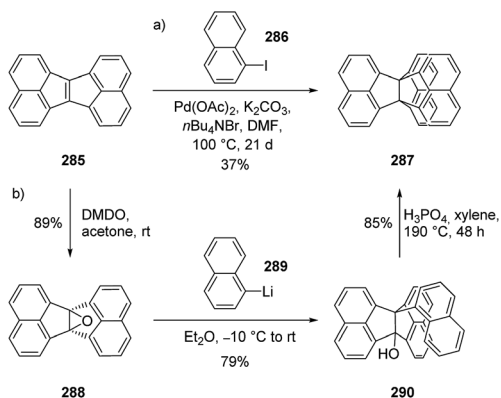




Scheme 45 The first bridged triptindane **283** prepared from the phenylindanone **282**.<sup>143</sup> PPA = polyphosphoric acid.



Scheme 46 Bridging of the keto triptindane **271**.<sup>144</sup> TMEDA = tetramethylethylenediamine.

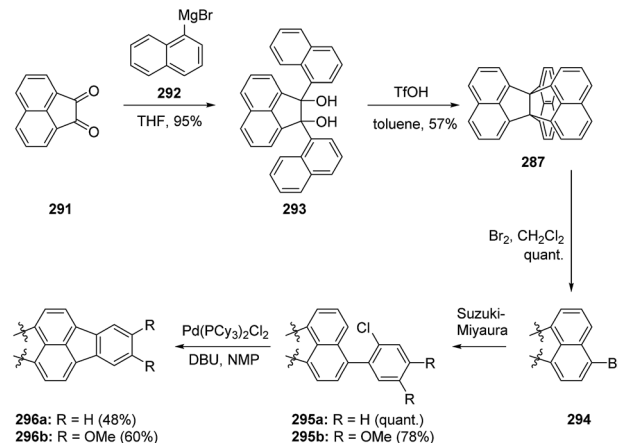


Scheme 47 Synthesis of trisnaphtho[3.3.3]propellane (TNP) (**287**) in (a) one step via a Pd-catalyzed reaction<sup>147</sup> and (b) through epoxidation, addition of 1-naphthalenyllithium and cyclization.<sup>150</sup> DMDO = dimethyldioxirane

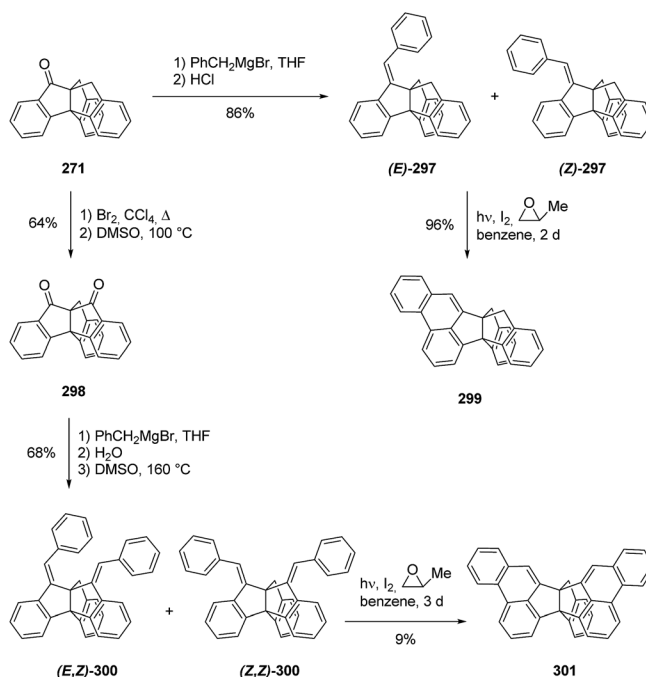
2D honeycomb lattices. Their synthesis was straightforward and involved Grignard chemistry and the acid-catalyzed cyclization of **293** (Scheme 48). Subsequent bromination, Suzuki–Miyaura coupling and direct arylation yielded the final functionalized TNPs, which, upon mixing with 2,3,5,6-tetrafluoro-7,7,8,8-tetracyanoquinodimethane (F4-TCNQ), were found to form charge transfer complexes, as well as the desired 2D honeycomb lattices.<sup>151</sup>

**3.8.7 Triphenanthro[3.3.3]propellanes.** Phenanthrene derivatives of triptindane were synthesized by different approaches. Dibenzophenanthro[3.3.3]propellane (**299**) and benzodiphenanthro[3.3.3]propellane (**301**) could be obtained by photocyclodehydrogenation of the corresponding benzylidene-triptindanes (Scheme 49). Triphenanthro[3.3.3]propellane (**302**) was only accessible in small yields by metal-catalyzed cyclodehydrogenation at high temperatures (Scheme 50).<sup>152</sup>

**3.8.8 Centrohexasindanes.** Centrohexasindanes represent a unique class of hydrocarbons with six fused indane units. They combine the [3.3.3]propellane core with fenestrane units.

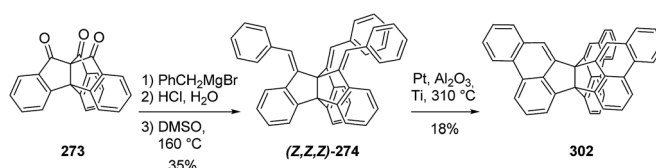


Scheme 48 Synthesis of trinaphtho[3.3.3]propellanes for the use in 2D honeycomb lattices.<sup>151</sup> DBU = 1,8-diazabicyclo[5.4.0]undec-7-ene.



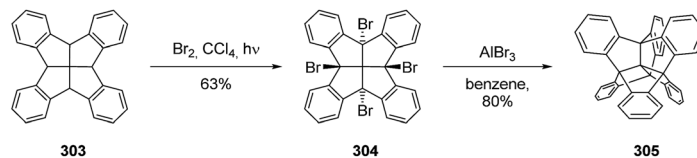
Scheme 49 Synthesis of mono- (**299**) and diphenanthrene (**301**) derivatives of triptindane by photocyclodehydrogenation.

The first synthesis of this  $T_d$  symmetrical compound (**305**) was reported 1988 by Kuck and Schuster (Scheme 51).<sup>153</sup> Several improvements of the synthesis and alternative routes<sup>154–156</sup> to



Scheme 50 Metal-catalyzed cyclodehydrogenation of (*Z,Z,Z*)-**274** to triphenanthro[3.3.3]propellane (**302**).





Scheme 51 First synthesis of centrohexaindane (305) from fenestrindane (303).

305 and to some methoxy-substituted<sup>157,158</sup> and nitrated<sup>159</sup> derivatives have been reported. The closely related centropentaindane was also synthesized by Kuck *et al.*<sup>160</sup> However, as centrohexaindanes and centropentaindane constitute separate classes on their own, discussing all relevant details lies beyond the scope of this manuscript. Kuck published a summarizing article in 2006 about the structure and synthesis of centropolyindanes.<sup>161</sup>

## 4 Conclusions

For many years, the synthesis of carbocyclic [3.3.3]propellanes has posed a great challenge that has fascinated many organic chemists. Since the discovery of natural modhephene in 1978, many different strategies have been developed to access this intriguing compound and its derivatives, which span from the use of acid-catalysis, thermal rearrangements and photo-mediated reactions, to radical procedures, anionic rearrangements and transition metal-catalyzed reactions. Besides modhephene derivatives however, other new and original [3.3.3]propellanes have also been synthesized, some of which have even shown very interesting biological or physical properties and are of high potential for future applications in various fields. However, the amount of biological studies of these compounds is scarce and we encourage researchers to pursue such studies. Three-dimensional compounds like propellanes are gaining more and more interest in modern research, as they provide sought-after possibility to escape the flatland and to rigid linkers, not only in medicinal chemistry, but also in material sciences. In particular, tripindanes constitute a fascinating subclass of [3.3.3]propellanes with interesting electronic properties and hold great promises in the design of new materials. Considering the natural [3.3.3]propellanes that have been discovered over the last few years, the challenging synthesis and biological evaluation of these tricyclic structures will inspire many chemists in the future.

## 5 Conflicts of interest

There are no conflicts to declare.

## 6 Acknowledgements

We acknowledge continuous funding through the DFG (BR 1750) and the Helmholtz association. T. W. would like to acknowledge the Marie-Curie ITN ECHONET (grant No. 316379). R. M. B. acknowledges the SFB 1176 funded by the German Research Council (DFG) in the context of projects B3

and A4 for funding. We also acknowledge the contribution of Willi Sturz to the graphical abstract.

## 7 References

- 1 J. Altman, E. Babad, J. Itzchaki and D. Ginsburg, *Tetrahedron*, 1966, **22**, 279–304.
- 2 K. B. Wiberg, *Chem. Rev.*, 1989, **89**, 975–983.
- 3 K. B. Wiberg and S. T. Waddell, *J. Am. Chem. Soc.*, 1990, **112**, 2194–2216.
- 4 M. D. Levin, P. Kaszynski and J. Michl, *Chem. Rev.*, 2000, **100**, 169–234.
- 5 A. M. Dilmaç, E. Spuling, A. de Meijere and S. Bräse, *Angew. Chem., Int. Ed.*, 2017, **56**, 5684–5718.
- 6 F. Lovering, J. Bikker and C. Humblet, *J. Med. Chem.*, 2009, **52**, 6752–6756.
- 7 F. Lovering, *MedChemComm*, 2013, **4**, 515–519.
- 8 G. M. Locke, S. S. R. Bernhard and M. O. Senge, *Chem.–Eur. J.*, 2019, **25**, 4590–4647.
- 9 A. I. Ioffe, V. A. Svyatkin and O. M. Nefedov, *Bull. Acad. Sci. USSR, Div. Chem. Sci.*, 1988, **37**, 1827–1836.
- 10 T. E. Shubina, P. A. Gunchenko, T. S. Vigovskaya, P. R. Schreiner, A. G. Yurchenko and A. A. Fokin, *Theor. Exp. Chem.*, 2003, **38**, 229–236.
- 11 V. Polo, J. Andres and B. Silvi, *J. Comput. Chem.*, 2007, **28**, 857–864.
- 12 G. Mehta and A. Srikrishna, *Chem. Rev.*, 1997, **97**, 671–720.
- 13 A. J. Pihko and A. M. P. Koskinen, *Tetrahedron*, 2005, **61**, 8769–8807.
- 14 L. H. Zalkow, R. N. Harris III and D. Van Derveer, *J. Chem. Soc., Chem. Commun.*, 1978, 420–421.
- 15 F. Bohlmann and J. Jakupovic, *Phytochemistry*, 1980, **19**, 259–265.
- 16 P. Weyerstahl, H. Marschall, I. Seelmann and J. Jakupovic, *Eur. J. Org. Chem.*, 1998, 1205–1212.
- 17 F. Bohlmann, N. Le Van, T. V. C. Pham, J. Jakupovic, A. Schuster, V. Zabel and W. H. Watson, *Phytochemistry*, 1979, **18**, 1831–1834.
- 18 E. A. Mash, S. K. Math and C. J. Flann, *Tetrahedron Lett.*, 1988, **29**, 2147–2150.
- 19 E. A. Mash, S. K. Math and C. J. Flann, *Tetrahedron Lett.*, 1989, **30**, 2.
- 20 E. A. Mash, S. K. Math and C. J. Flann, *Tetrahedron*, 1989, **45**, 4945–4950.
- 21 L. Fitjer, H. M. Oltra and M. Noltemeyer, *Angew. Chem., Int. Ed.*, 1991, **30**, 1492–1494.
- 22 L. Fitjer, M. Majewski and H. Monzó-Oltra, *Tetrahedron*, 1995, **51**, 8835–8852.



- 23 R. M. Coates, Z. Ho, M. Klobus and S. R. Wilson, *J. Am. Chem. Soc.*, 1996, **118**, 9249–9254.
- 24 R. M. Coates, J. Z. Ho, M. Klobus and L. Zhu, *J. Org. Chem.*, 1998, **63**, 9166–9176.
- 25 A. P. W. Bradshaw, J. R. Hanson and R. Nyfeler, *J. Chem. Soc., Perkin Trans. 1*, 1981, 1469–1472.
- 26 A. P. W. Bradshaw, J. R. Hanson, R. Nyfeler and I. H. Sadler, *J. Chem. Soc., Chem. Commun.*, 1981, 649–650.
- 27 A. P. W. Bradshaw, J. R. Hanson and I. H. Sadler, *J. Chem. Soc., Chem. Commun.*, 1981, 1169–1170.
- 28 C. Pinedo, C.-M. Wang, J.-M. Pradier, B. Dalmais, M. Choquer, P. Le Pêcheur, G. Morgant, I. G. Collado, D. E. Cane and M. Viaud, *ACS Chem. Biol.*, 2008, **3**, 791–801.
- 29 A. Y. Hong and B. M. Stoltz, *Angew. Chem., Int. Ed.*, 2014, **53**, 5248–5260.
- 30 F. Bohlmann, M. Ahmed, N. Borthakur, M. Wallmeyer, J. Jakupovic, R. M. King and H. Robinson, *Phytochemistry*, 1982, **21**, 167–172.
- 31 A. Gauvin, J. Susperregui, P. Barth, R. Louis, G. Délérís and J. Smadja, *Phytochemistry*, 2004, **65**, 897–901.
- 32 F. Bohlmann, C. Zdero, R. Bohlmann, R. M. King and H. Robinson, *Phytochemistry*, 1980, **19**, 579–582.
- 33 T. Xu, M. Gherib, C. Bekhechi, F. Atik-Bekkara, H. Casabianca, F. Tomi, J. Casanova and A. Bighelli, *Flavour Fragrance J.*, 2015, **30**, 83–90.
- 34 B. Reyes-Trejo and P. Joseph-Nathan, *Phytochemistry*, 1999, **51**, 75–78.
- 35 N. Comey, A. I. Grey, I. L. Hook, P. James and H. Sheridan, *Phytochemistry*, 1999, **50**, 1057–1060.
- 36 Q. W. Shi, F. Sauriol, O. Mamer and L. O. Zamir, *Chem. Commun.*, 2003, 68–69.
- 37 C.-H. Huo, X.-H. Su, Y.-F. Wang, X.-P. Zhang, Q.-W. Shi and H. Kiyota, *Tetrahedron Lett.*, 2007, **48**, 2721–2724.
- 38 M.-L. Zhang, M. Dong, C.-H. Huo, L.-G. Li, F. Sauriol, Q.-W. Shi, Y.-C. Gu, H. Makabe and H. Kiyota, *Eur. J. Org. Chem.*, 2008, 5414–5417.
- 39 Q. W. Shi, F. Sauriol, A. Lesimple and L. O. Zamir, *Chem. Commun.*, 2004, 544–545.
- 40 X. Tian, L. Li, Y. Hu, H. Zhang, Y. Liu, H. Chen, G. Ding and Z. Zou, *RSC Adv.*, 2013, **3**, 7880–7883.
- 41 Z. Zhongmei, T. Xinhui, D. Gang, Z. Hongwu and H. Yanbao, *Peop. Rep. China Pat.*, CN103664559A, 2014.
- 42 V. M. Schmiedel, Y. J. Hong, D. Lentz, D. J. Tantillo and M. Christmann, *Angew. Chem., Int. Ed.*, 2018, **57**, 2419–2422.
- 43 A. San Feliciano, M. Medarde, M. Gordaliza, E. Del Olmo and J. M. M. Del Corral, *J. Nat. Prod.*, 1988, **51**, 1153–1160.
- 44 P. Joseph-Nathan, B. Reyes-Trejo and M. S. Morales-Rios, *J. Org. Chem.*, 2006, **71**, 4411–4417.
- 45 A. B. Smith and P. J. Jerris, *J. Am. Chem. Soc.*, 1981, **103**, 194–195.
- 46 A. B. Smith and P. J. Jerris, *J. Org. Chem.*, 1982, **47**, 1845–1855.
- 47 A. B. Smith, B. A. Wexler, C. Y. Tu and J. P. Konopelski, *J. Am. Chem. Soc.*, 1985, **107**, 1308–1320.
- 48 R. L. Cargill and J. W. Crawford, *Tetrahedron Lett.*, 1967, **8**, 169–171.
- 49 R. L. Cargill and J. W. Crawford, *J. Org. Chem.*, 1970, **35**, 356–359.
- 50 R. L. Cargill, D. M. Pond and S. O. LeGrand, *J. Org. Chem.*, 1970, **35**, 359–363.
- 51 R. L. Cargill, T. E. Jackson, N. P. Peet and D. M. Pond, *Acc. Chem. Res.*, 1974, **7**, 106–113.
- 52 K. Kakiuchi, Y. Hato, Y. Tobe and Y. Odaira, *J. Chem. Soc., Chem. Commun.*, 1982, 6–7.
- 53 Y. Tobe, S. Yamashita, T. Yamashita, K. Kakiuchi and Y. Odaira, *J. Chem. Soc., Chem. Commun.*, 1984, 1259–1260.
- 54 K. Kakiuchi, M. Ue, I. Wakaki, Y. Tobe, Y. Odaira, M. Yasuda and K. Shima, *J. Org. Chem.*, 1986, **51**, 281–287.
- 55 K. Kakiuchi, K. Itoga, T. Tsugaru, Y. Hato, Y. Tobe and Y. Odaira, *J. Org. Chem.*, 1984, **49**, 659–665.
- 56 K. Kakiuchi, M. Ue, M. Takeda, T. Tadaki, Y. Kato, T. Nagashima, Y. Tobe, H. Koike, N. Ida and Y. Odaira, *Chem. Pharm. Bull.*, 1987, **35**, 617–631.
- 57 K. Kakiuchi, M. Ue, T. Nagashima, M. Kinugawa, K. Kobiro, Y. Tobe and Y. Odaira, *Chem. Pharm. Bull.*, 1988, **36**, 542–550.
- 58 D. Wilkening and B. P. Mundy, *Tetrahedron Lett.*, 1984, **25**, 4619–4622.
- 59 B. P. Mundy, D. Wilkening and K. B. Lipkowitz, *J. Org. Chem.*, 1985, **50**, 5727–5731.
- 60 C. P. Jasperse and D. P. Curran, *J. Am. Chem. Soc.*, 1990, **112**, 5601–5609.
- 61 L. Fitjer, A. Kanschik and M. Majewski, *Tetrahedron Lett.*, 1985, **26**, 5277–5280.
- 62 L. Fitjer, M. Majewski, A. Kanschik, E. Egert and G. M. Sheldrick, *Tetrahedron Lett.*, 1986, **27**, 3603–3606.
- 63 L. Fitjer, B. Rissom, A. Kanschik and E. Egert, *Tetrahedron*, 1994, **50**, 10879–10892.
- 64 L. Fitjer, A. Kanschik and M. Majewski, *Tetrahedron Lett.*, 1988, **29**, 5525–5528.
- 65 G. Mehta and D. Subrahmanyam, *J. Chem. Soc., Chem. Commun.*, 1985, 768–769.
- 66 G. Mehta and D. Subrahmanyam, *J. Chem. Soc., Perkin Trans. 1*, 1991, 395–401.
- 67 G. Mehta and D. Subrahmanyam, *J. Chem. Soc., Perkin Trans. 1*, 1991, 2289–2290.
- 68 G. Mehta, D. Subrahmanyam, G. S. R. S. Rao and K. Pramod, *Indian J. Chem., Sect. B: Org. Chem. Incl. Med. Chem.*, 1985, **24**, 797–798.
- 69 G. Mehta, K. Pramod and D. Subrahmanyam, *J. Chem. Soc., Chem. Commun.*, 1986, 247–248.
- 70 G. Mehta and D. Subrahmanyam, *Tetrahedron Lett.*, 1989, **30**, 2709–2712.
- 71 V. Singh, P. K. Sahu, R. B. Singh and S. M. Mobin, *J. Org. Chem.*, 2007, **72**, 10155–10165.
- 72 P. A. Wender and G. B. Dreyer, *J. Am. Chem. Soc.*, 1982, **104**, 5805–5807.
- 73 J. Wrobel, K. Takahashi, V. Honkan, G. Lannoye, J. M. Cook and S. H. Bertz, *J. Org. Chem.*, 1983, **48**, 139–141.
- 74 S. H. Bertz, G. Dabbagh, J. M. Cook and V. Honkan, *J. Org. Chem.*, 1984, **49**, 1739–1743.
- 75 M. Karpf and A. S. Dreiding, *Tetrahedron Lett.*, 1980, **21**, 4569–4570.
- 76 H. Schostarez and L. A. Paquette, *Tetrahedron*, 1981, **37**, 4431–4435.



- 77 H. Schostarez and L. A. Paquette, *J. Am. Chem. Soc.*, 1981, **103**, 722–724.
- 78 F. Leyendecker, J. Drouin and J. M. Conia, *Tetrahedron Lett.*, 1974, **15**, 2931–2934.
- 79 J. Drouin, F. Leyendecker and J. M. Conia, *Tetrahedron Lett.*, 1975, **16**, 4053–4056.
- 80 T. Prange, J. Drouin, F. Leyendecker and J. M. Conia, *J. Chem. Soc., Chem. Commun.*, 1977, 430–431.
- 81 J. Drouin and M. A. Boaventura, *Tetrahedron Lett.*, 1987, **28**, 3923–3926.
- 82 L. A. Paquette and M. Vazeux, *Tetrahedron Lett.*, 1981, **22**, 291–294.
- 83 L. A. Paquette, R. V. Williams, M. Vazeux and A. R. Browne, *J. Org. Chem.*, 1984, **49**, 2194–2197.
- 84 L. A. Paquette and S. Usui, *Tetrahedron Lett.*, 1999, **40**, 3499–3502.
- 85 J. E. Maggio, H. E. Simmons, III and J. K. Kouba, *J. Am. Chem. Soc.*, 1981, **103**, 1579–1581.
- 86 H. E. Simmons, III and J. E. Maggio, *Tetrahedron Lett.*, 1981, **22**, 287–290.
- 87 S. A. Benner, J. E. Maggio and H. E. Simmons, III, *J. Am. Chem. Soc.*, 1981, **103**, 1581–1582.
- 88 W. Oppolzer and F. Marazza, *Helv. Chim. Acta*, 1981, **64**, 1575–1578.
- 89 W. Oppolzer and K. Bättig, *Helv. Chim. Acta*, 1981, **64**, 2489–2491.
- 90 N. T. Barczak and E. R. Jarvo, *Chem.–Eur. J.*, 2011, **17**, 12912–12916.
- 91 E. A. Mash and K. A. Nelson, *J. Am. Chem. Soc.*, 1985, **107**, 8256–8258.
- 92 E. A. Mash and K. A. Nelson, *Tetrahedron Lett.*, 1986, **27**, 1441–1444.
- 93 E. A. Mash and K. A. Nelson, *Tetrahedron*, 1987, **43**, 679–692.
- 94 T. Uyehara, K. Osanai, M. Sugimoto, I. Suzuki and Y. Yamamoto, *J. Am. Chem. Soc.*, 1989, **111**, 7264–7265.
- 95 T. Uyehara, T. Murayama, K. Sakai, K. Onda, M. Ueno and T. Sato, *Bull. Chem. Soc. Jpn.*, 1998, **71**, 231–242.
- 96 C. K. Sha, S. J. Tsong and D. C. Wang, *Tetrahedron Lett.*, 1990, **31**, 3745–3748.
- 97 H.-Y. Lee, D.-I. Kim and S. Kim, *Chem. Commun.*, 1996, 1539–1540.
- 98 C. A. Dvorak and V. H. Rawal, *Chem. Commun.*, 1997, 2381–2382.
- 99 H.-Y. Lee, D. Kim, II and S. Kim, *Bull. Korean Chem. Soc.*, 1999, **20**, 269–270.
- 100 H.-Y. Lee, D. K. Moon and J. S. Bahn, *Tetrahedron Lett.*, 2005, **46**, 1455–1458.
- 101 H.-Y. Lee, R. N. Murugan and D. K. Moon, *Eur. J. Org. Chem.*, 2009, 5028–5037.
- 102 W. J. Kerr, A. J. Morrison and L. C. Paterson, *Tetrahedron*, 2015, **71**, 5356–5361.
- 103 D. P. Curran and W. Shen, *Tetrahedron*, 1993, **49**, 755–770.
- 104 B. De Boeck and G. Pattenden, *Tetrahedron Lett.*, 1998, **39**, 6975–6978.
- 105 B. De Boeck, N. M. Harrington-Frost and G. Pattenden, *Org. Biomol. Chem.*, 2005, **3**, 340–347.
- 106 D. H. R. Barton, D. Crich and G. Kretzschmar, *Tetrahedron Lett.*, 1984, **25**, 1055–1058.
- 107 D. H. R. Barton, D. Crich and W. B. Motherwell, *J. Chem. Soc., Chem. Commun.*, 1983, 939–941.
- 108 D. H. R. Barton, D. Crich and W. B. Motherwell, *Tetrahedron Lett.*, 1983, **24**, 4979–4982.
- 109 D. H. R. Barton and G. Kretzschmar, *Tetrahedron Lett.*, 1983, **24**, 5889–5892.
- 110 D. H. R. Barton, D. Crich and W. B. Motherwell, *Tetrahedron*, 1985, **41**, 3901–3924.
- 111 D. H. R. Barton, D. Crich and G. Kretzschmar, *J. Chem. Soc., Perkin Trans. 1*, 1986, 39–53.
- 112 D. H. R. Barton, D. Bridon, I. Fernandez-Picot and S. Z. Zard, *Tetrahedron*, 1987, **43**, 2733–2740.
- 113 D. Crich and L. Quintero, *Chem. Rev.*, 1989, **89**, 1413–1432.
- 114 D. H. R. Barton, *Tetrahedron*, 1992, **48**, 2529–2544.
- 115 D. P. Curran and R. L. Wolin, *Synlett*, 1991, 317–318.
- 116 T. Uyehara, T. Murayama, K. Sakai, M. Ueno and T. Sato, *Tetrahedron Lett.*, 1996, **37**, 7295–7298.
- 117 C. A. Dvorak, C. Dufour, S. Iwasa and V. H. Rawal, *J. Org. Chem.*, 1998, **63**, 5302–5303.
- 118 U. Weiss and J. M. Edwards, *Tetrahedron Lett.*, 1968, **9**, 4885–4887.
- 119 S. Yang-Lan, M. Mueller-Johnson, J. Oehldrich, D. Wichman, J. M. Cook and U. Weiss, *J. Org. Chem.*, 1976, **41**, 4053–4058.
- 120 R. W. Weber and J. M. Cook, *Can. J. Chem.*, 1978, **56**, 189–192.
- 121 R. Mitschka, J. Oehldrich, K. Takahashi, J. M. Cook, U. Weiss and J. V. Silverton, *Tetrahedron*, 1981, **37**, 4521–4542.
- 122 S. Kotha and A. K. Chinnam, *Synthesis*, 2014, **46**, 301–306.
- 123 S. H. Bertz, J. M. Cook, A. Gawish and U. Weiss, *Org. Synth.*, 1986, **64**, 27–38.
- 124 H. Quast, H. Roeschert, E. M. Peters, K. Peters and H. G. Von Schnering, *Chem. Ber.*, 1989, **122**, 523–531.
- 125 S. C. Suri, *Tetrahedron Lett.*, 1993, **34**, 8321–8324.
- 126 G. A. Kraus and J. Shi, *J. Org. Chem.*, 1990, **55**, 5423–5424.
- 127 G. A. Kraus and J. Shi, *J. Org. Chem.*, 1991, **56**, 4147–4151.
- 128 S. Ghosh, S. S. Roy and A. Bhattacharya, *Synth. Commun.*, 1989, **19**, 3191–3197.
- 129 S. Yamago and E. Nakamura, *J. Chem. Soc., Chem. Commun.*, 1988, 1112–1113.
- 130 S. Yamago and E. Nakamura, *Tetrahedron*, 1989, **45**, 3081–3088.
- 131 B. M. Trost and Y. Shi, *J. Am. Chem. Soc.*, 1991, **113**, 701–703.
- 132 B. M. Trost and Y. Shi, *J. Am. Chem. Soc.*, 1993, **115**, 9421–9438.
- 133 G. A. Molander, E. D. Dowdy and H. Schumann, *J. Org. Chem.*, 1998, **63**, 3386–3396.
- 134 L. M. Schneider, V. M. Schmiedel, T. Pecchioli, D. Lentz, C. Merten and M. Christmann, *Org. Lett.*, 2017, **19**, 2310–2313.
- 135 H. W. Thompson, *Tetrahedron Lett.*, 1966, **7**, 6489–6494.
- 136 H. W. Thompson, *J. Org. Chem.*, 1968, **33**, 621–625.
- 137 R. Eckrich and D. Kuck, *Synlett*, 1993, **1993**, 344–347.



- 138 D. Kuck, B. Paisdor and H. F. Gruetzmacher, *Chem. Ber.*, 1987, **120**, 589–595.
- 139 B. Paisdor, H.-F. Grützmacher and D. Kuck, *Chem. Ber.*, 1988, **121**, 1307–1313.
- 140 B. Paisdor and D. Kuck, *J. Org. Chem.*, 1991, **56**, 4753–4759.
- 141 D. Kuck, A. Schuster, C. Fusco, M. Fiorentino and R. Curci, *J. Am. Chem. Soc.*, 1994, **116**, 2375–2381.
- 142 J. Vile, M. Carta, C. G. Bezzu, B. M. Kariuki and N. B. McKeown, *Polymer*, 2014, **55**, 326–329.
- 143 D. Kuck and M. Seifert, *Chem. Ber.*, 1992, **125**, 1461–1469.
- 144 T. Hackfort, B. Neumann, H.-G. Stammler and D. Kuck, *Eur. J. Org. Chem.*, 1999, 2879–2884.
- 145 J. S. Jaworski, A. Kosson, S. Filipek, M. Kolinski and D. Kuck, *J. Phys. Chem. C*, 2009, **113**, 7436–7442.
- 146 A. Cecon, A. Gambaro, F. Manoli, A. Venzo, P. Ganis, G. Valle and D. Kuck, *Chem. Ber.*, 1993, **126**, 2053–2060.
- 147 G. Dyker, J. Körning, P. G. Jones and P. Bubenitschek, *Angew. Chem., Int. Ed.*, 1993, **32**, 1733–1735.
- 148 G. Dyker, J. Körning, F. Nerenz, P. Siemsen, S. Sostmann, A. Wiegand, P. G. Jones and P. Bubenitschek, *Pure Appl. Chem.*, 1996, **68**, 323–326.
- 149 G. Dyker, J. Körning, P. Bubenitschek and P. G. Jones, *Liebigs Ann./Recl.*, 1997, 203–209.
- 150 G. Dyker, T. Kerl, J. Körning, P. Bubenitschek and P. G. Jones, *Tetrahedron*, 2000, **56**, 8665–8668.
- 151 T. Kubo, S. Miyazaki, T. Kodama, M. Aoba, Y. Hirao and H. Kurata, *Chem. Commun.*, 2015, **51**, 3801–3803.
- 152 T. Hackfort and D. Kuck, *Eur. J. Org. Chem.*, 1999, 2867–2878.
- 153 D. Kuck and A. Schuster, *Angew. Chem., Int. Ed.*, 1988, **27**, 1192–1194.
- 154 D. Kuck, A. Schuster, B. Paisdor and D. Gestmann, *J. Chem. Soc., Perkin Trans. 1*, 1995, 721–732.
- 155 D. Kuck, B. Paisdor and D. Gestmann, *Angew. Chem., Int. Ed.*, 1994, **33**, 1251–1253.
- 156 D. Kuck, R. A. Krause, D. Gestmann, F. Posteher and A. Schuster, *Tetrahedron*, 1998, **54**, 5247–5258.
- 157 J. Tellenbroeker, D. Barth, B. Neumann, H.-G. Stammler and D. Kuck, *Org. Biomol. Chem.*, 2005, **3**, 570–571.
- 158 M. Harig and D. Kuck, *Eur. J. Org. Chem.*, 2006, 1647–1655.
- 159 D. Kuck, J. Linke, L. C. Teichmann, D. Barth, J. Tellenbroeker, D. Gestmann, B. Neumann, H.-G. Stammler and H. Bogge, *Phys. Chem. Chem. Phys.*, 2016, **18**, 11722–11737.
- 160 D. Kuck, A. Schuster, D. Gestmann, F. Posteher and H. Pritzkow, *Chem.–Eur. J.*, 1996, **2**, 58–67.
- 161 D. Kuck, *Pure Appl. Chem.*, 2006, **78**, 749–775.

