



Ursinus College  
Digital Commons @ Ursinus College

---

Calculus

Transforming Instruction in Undergraduate  
Mathematics via Primary Historical Sources  
(TRIUMPHS)

---

Winter 2020

## Beyond Riemann Sums: Fermat's Method of Integration

Dominic Klyve

Central Washington University, [Dominic.Klyve@cwu.edu](mailto:Dominic.Klyve@cwu.edu)

Follow this and additional works at: [https://digitalcommons.ursinus.edu/triumphs\\_calculus](https://digitalcommons.ursinus.edu/triumphs_calculus)

[Click here to let us know how access to this document benefits you.](#)

---

### Recommended Citation

Klyve, Dominic, "Beyond Riemann Sums: Fermat's Method of Integration" (2020). *Calculus*. 12.  
[https://digitalcommons.ursinus.edu/triumphs\\_calculus/12](https://digitalcommons.ursinus.edu/triumphs_calculus/12)

This Course Materials is brought to you for free and open access by the Transforming Instruction in Undergraduate Mathematics via Primary Historical Sources (TRIUMPHS) at Digital Commons @ Ursinus College. It has been accepted for inclusion in Calculus by an authorized administrator of Digital Commons @ Ursinus College. For more information, please contact [aprock@ursinus.edu](mailto:aprock@ursinus.edu).

# Beyond Riemann Sums: Fermat’s method of integration

Dominic Klyve\*

February 8, 2020

## Introduction

Finding areas of shapes, especially shapes with curved boundaries, has challenged mathematicians for thousands of years. Today calculus students learn to graph functions, approximate the area with rectangles of the same width, and use “Riemann Sums” to approximate the area under a curve (or, by taking limits, to find it exactly). Centuries before Riemann used this method, and a generation before Newton and Leibniz discovered calculus, seventeenth-century lawyer (and math fan) Pierre de Fermat (1607–1665) used a similar method, with an interesting twist that let the widths of the rectangles get larger as  $x$  grows. In this Primary Source Project, we will explore Fermat’s method.

## Part 1: On “quadrature”

It’s worth noting that Fermat thought of area slightly differently than we usually do today. Following the work of Ancient Greek mathematicians, his goal was “quadrature” – finding or constructing a rectangular shape with the same area as that of the shape he wanted to measure. In English, this is often called “squaring”, so that “squaring the circle” means to construct, using the tools of geometry, a square with the same area as a given circle.

During Fermat’s time, there were not many curves under which mathematicians could find the area precisely. Fermat was particularly interested in exploring not individual curves, but whole classes of them that could be studied with the same means. In his *Treatise on Quadrature*<sup>1</sup> (c. 1659), one such class that he studied were curves that today we would write as functions of the form  $y = \frac{1}{x^n}$ . His primary method of finding these areas closely resembled the method of Riemann Sums, which was not introduced until almost two centuries later.<sup>2</sup> Fermat wanted to approximate the area under the curve with a series


---

\*Department of Mathematics, Central Washington University, Ellensburg, WA 98926; [dominic.klyve@cwu.edu](mailto:dominic.klyve@cwu.edu).

<sup>1</sup>The full title is quite long: *De aequationum localium transmutatione et emendatione ad multimodam curvilinearorum inter se vel cum rectilineis comparationem, cui annectitur proportionis geometricae in quadrandis infinitis parabolis et hyperbolis usus*, which Mahoney translates as “On the transformation and alteration of local equations for the purpose of variously comparing curvilinear figures among themselves or to rectilinear figures, to which is attached the use of geometric proportions in squaring an infinite number of parabolas and hyperbolas”. [?]

<sup>2</sup>Bernhard Riemann (1826–1866) developed the notion of what we now call “Riemann Sums”, but they didn’t originally look like the version we teach in Calculus today. Augustin-Louis Cauchy (1789–1857) is generally credited with being the first to define the definite integral in our modern formulation.

of rectangles whose areas lay in geometric proportion. First, however, he needed to establish some basic facts about such a series:



Given any geometric proportion the terms of which decrease indefinitely, the difference between two consecutive terms of this progression is to the smaller term as the greater one is to the sum of all following terms.



Let's try to make sense of this. In a *geometric proportion*, any two consecutive terms have a constant ratio. Consider the series

$$\sum_{n=0}^{\infty} \frac{1}{r^n} = 1 + \frac{1}{r} + \frac{1}{r^2} + \dots$$

**Task 1** Is this a “geometric proportion the terms of which decrease indefinitely”, as Fermat required? Why or why not?

**Task 2** The latter part of Fermat’s claim is an equality of two ratios. Write it out, and then solve for the value of the infinite series. Does the solution look familiar?

Having established this crucial bit of mathematics, Fermat turned to his primary goal: finding the area under a hyperbola between a given starting point and infinity. Many different (and equivalent) definitions of hyperbolas have been given over history. Fermat’s definition follows. His original picture is copied in Figure 1.



I define hyperbolas as curves going to infinity, which, like *DSEF* [Fig. 1], have the following property. Let *BA* and *AC* be asymptotes which may be extended indefinitely; let us draw parallel to the asymptotes any lines *EG, HI, NO, MP, RS*, etc. We shall then always have the same ratio between a given power of *AH* and the same power of *AG* on one side, and a power of *EG* (the same as or different from the preceding) and the same power of *HI* on the other.



Modern ways of writing functions had not yet been developed; today, for example, we might guess that Fermat is referring to a curve defined by the equation  $x^n y^m = k$  ( $n, m$  positive integers, and  $k$  constant).

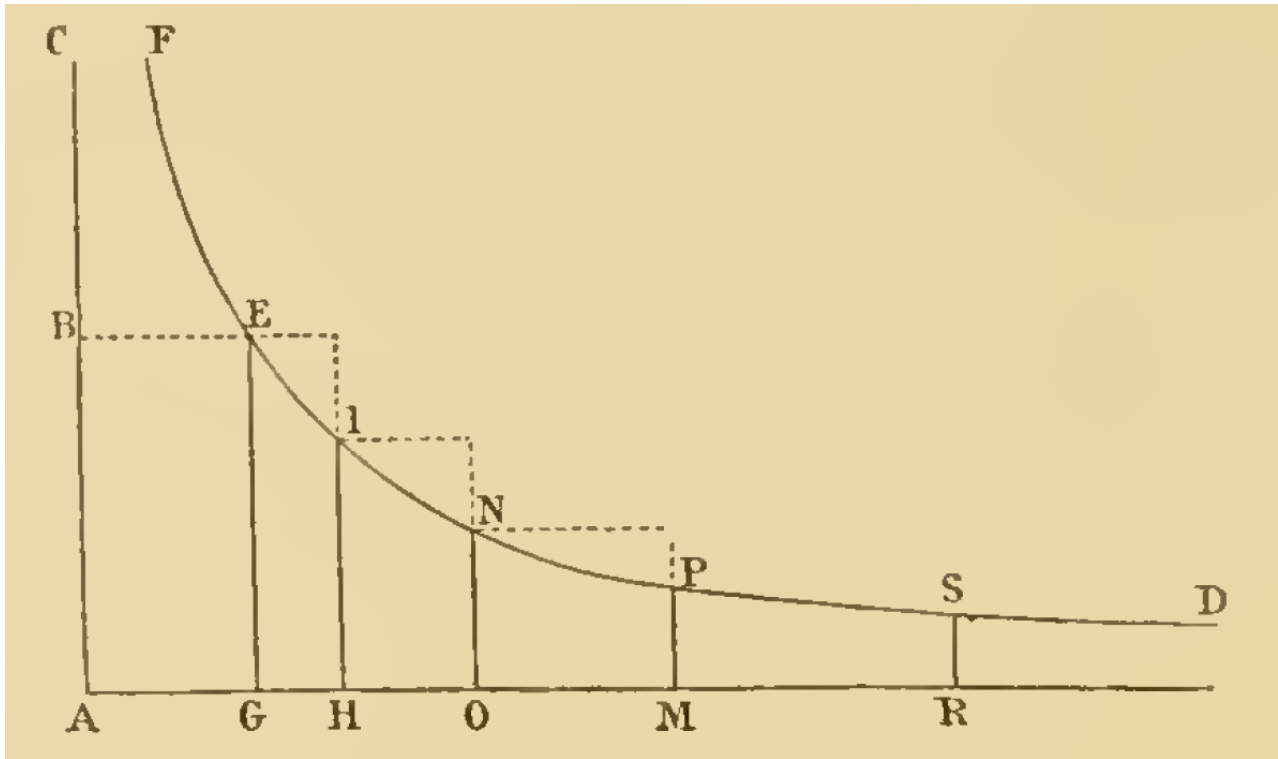
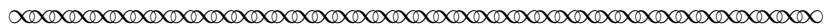


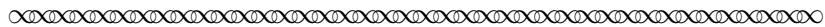
Figure 1: Fermat's setup to find the area under a hyperbola.

**Task 3** Use Fermat's picture and description to check whether he is describing the curve defined by  $x^n y^m = k$ . If yes, why? If no, how are the definitions different?

Fermat wanted to find the area under this curve from a given starting point, say the line  $GE$ . He suspected that even though the length of the curve was infinite, the area under it may be finite. In fact, Fermat made what may be a rather startling claim:




I say that all these infinite hyperbolas except the one of Apollonius ... [the simplest hyperbola, described by  $y = 1/x$ ], may be squared by the method of geometric progression according to a uniform and general procedure.



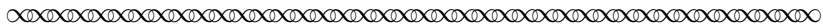
**Task 4** Why did Fermat exempt the curve given by  $y = 1/x$  from his claim?

**Task 5** Are there any other restrictions that he should have put on functions of the form  $y = 1/x^n$  if the area under the curve is to be finite?

Fermat started to set up his solution as follows:




Imagine the terms of a geometric progression, extended *in infinitum*, of which the first is  $AG$ , the second  $AH$ , the third  $AO$ , etc., *in infinitum*,



**Task 6**

Compare Fermat's geometric progression with Figure 1. What do the terms correspond to? Does it look as if the figure is drawn to scale? Explain your answer.

Having established lengths on the  $x$ -axis in geometric progression, Fermat next turned to the areas of the rectangles seen in the figure.



Being given this, together with the fact that


as  $AG$  is to  $AH$ , so  $AH$  is to  $AO$ , and so  $AO$  is to  $AM$ ,

it will be equally that

as  $AG$  is to  $AH$ , so the interval  $GH$  is to  $HO$ , and so the interval  $HO$  is to  $OM$ , etc.

Moreover, the parallelogram [formed by]  $EG$  and  $GH$  will be to the parallelogram formed by  $HI$  and  $HO$  as the parallelogram formed by  $HI$  and  $HO$  is to the parallelogram formed by  $NO$  and  $OM$ : that is to say the ratio of the parallelograms on  $GE$  and  $GH$  to the parallelogram on  $HI$  and  $HO$  is constructed from the ratio of lines  $GE$  to  $HI$  and from the ratio of lines  $GH$  to  $HO$ , it will be moreover that

as  $GH$  is to  $HO$ , so  $AG$  is to  $AH$ , and so on.




In the next few tasks, let's look at a specific example that will allow us to better understand Fermat's claim.

**Task 7**


Let's assume that the curve represents the function  $f(x) = \frac{1}{x^2}$ .

- For our example, we can choose values of  $A, G, H, O, M$ , etc., so that Fermat's statement that "as  $AG$  is to  $AH$ , so  $AH$  is to  $AO$ , and so  $AO$  is to  $AM$ " holds. Set the  $x$ -coordinate of  $A$  to be  $x_A = 0$ , of  $G$  to be  $x_G = 1$ , and of  $H$  to be  $x_H = 2$ . What should the values of  $x_O, x_M$ , and  $x_R$  be?
- Explain why it's true that "as  $AG$  is to  $AH$ , so the interval  $GH$  is to  $HO$ ," and also why "as  $AG$  is to  $AH$ , so the interval  $HO$  is to  $OM$ ."
- The most important step for Fermat was probably his claim that the areas of the parallelograms form a geometric progression, which he described (as above) as "Moreover, the parallelogram [formed by]  $EG$  and  $GH$  will be to the parallelogram formed by  $HI$  and  $HO$  as the parallelogram formed by  $HI$  and  $HO$  is to the parallelogram formed by  $NO$  and  $OM$ :". Find the areas of the first few parallelograms in our example. Is Fermat's claim true? If yes, explain why this progression will continue to hold. If not, explain why not.

At this point, Fermat wrapped up his argument.



But the lines  $AO, AH, AG$ , which form the ratios of the parallelograms, define by their construction a geometric progression; hence the infinitely many parallelograms  $EG \times GH, HI \times HO, NO \times OM$ , etc., will form a geometric progression, the ratio of which will be  $AH/AG$ . Consequently, according to the basic theorem of our method,  $GH$ , the difference of two consecutive terms, will be to the smaller term  $AG$  as the first term of the progression, namely, the parallelogram  $GE \times GH$ , to the sum of all the other parallelograms in infinite number ... this sum is the infinite figure bounded by  $HI$ , the asymptote  $HR$ , and the infinitely extended curve  $IND$ .

**Task 8**

Draw a new picture of the hyperbola defined by  $f(x) = \frac{1}{x^2}$  and the rectangles that Fermat described in the previous excerpt. Lightly shade in the rectangles. Do you agree that the area under the curve is bounded by the sum of the areas of the rectangles? Why or why not?

**Task 9**

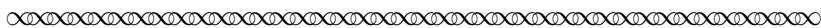
Use your calculations and the results you found on the geometric progression of the areas of the rectangles in Task 7(c) to explain why the infinite sum of the rectangles' area for the function  $f(x) = \frac{1}{x^2}$  converges, and that the area under the hyperbola is finite.

**Task 10**

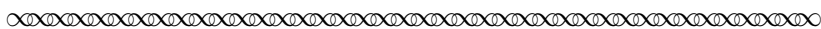
Let's try to use Fermat's ideas to put an upper bound on the area under the curve  $f(x) = \frac{1}{x^2}$  to the right of the line defined by  $x = a$  for some real number  $a^3$ . Instead of choosing specific values for our geometric series, we'll describe the  $x$ -coordinates of all the points in terms of a starting value ( $x_G = a$ ), and a ratio ( $x_H = ar$ ).

- Find the " $x$ -coordinates" of the points  $H, O$ , and  $M$  in terms of  $a$  and  $r$ .
- Find the area of the rectangle formed by  $GE$  and  $GH$  in terms of  $a$  and  $r$ .
- Find the area of the rectangle formed by  $HI$  and  $HO$  in terms of  $a$  and  $r$ .
- Find the area of the rectangle formed by  $ON$  and  $OM$  in terms of  $a$  and  $r$ .
- Find the area of the  $n$ th rectangle in terms of  $n, a$ , and  $r$ .
- Now write down and evaluate the infinite series obtained by summing the areas of the rectangles. If you have learned to evaluate improper integrals, how does this area compare to the true area under the curve?

So far we have used Fermat's method to put an upper bound on the area under the hyperbola defined by  $f(x) = \frac{1}{x^2}$ . It would, of course, be more satisfying to find the answer precisely. Fermat had an idea of how this could be done, as well:



...let them [the lengths of the intervals], by approximation, approach each other as closely as is necessary in order that, by the Archimedean method<sup>4</sup>, the rectilinear parallelogram  $GE \cdot GH$  is almost equal to the fixed quadrilateral figure  $GHIE$ ; and further, such that the first of the rectilinear differences of the proportionals,  $GH, HO, OM$ , and so on, are almost equal to one another . . . .

**Task 11**

Let  $r$  be the ratio of the lengths of consecutive intervals. In modern terms, what is Fermat suggesting about the limiting value of  $r$ ?

**Task 12**

In practice, could one estimate the area under this curve as closely as one would like using values of  $r$  really close to this value? Why or why not?

<sup>3</sup>Once again, we're going to treat the line with points  $A, G, H, O, M, R$  as the  $x$ -axis.

<sup>4</sup>Archimedes used a method very much like what Fermat described in this section. The idea is to break a complicated area into small shapes (say, rectangles) that one can easily find the area of, and then repeat the process with even smaller shapes that form a better approximation to the original area, and think about the limit of the result

## Notes to Instructors

### PSP Content: Topics and Goals

This Primary Source Project (PSP) attempts to strengthen students' intuition for Riemann Integration by presenting a path to finding areas reminiscent of, but distinct from, Riemann's methods. By approximating area with rectangles of increasing base length, Pierre de Fermat became the first mathematician to be able to find the area under any (convergent) curve described by  $y^m = x^n$ . In this project, students work through the type of calculation used by Fermat, with a focus on the area under  $y = 1/x^n, n > 1$ .

### Historical Background

The PSP has only one primary source: Pierre de Fermat's *De aequationum localium transmutatione et emendatione ad multimodam curvilinearorum inter se vel cum rectilineis comparationem, cui annectitur proportionis geometricae in quadrandis infinitis parabolis et hyperbolis usus*, ("On the transformation and alteration of local equations for the purpose of variously comparing curvilinear figures among themselves or to rectilinear figures, to which is attached the use of geometric proportions in squaring an infinite number of parabolas and hyperbolas") [?], better known to history as the *Treatise on Quadrature*. Fermat wrote a generation before the calculus of Newton and Leibniz. He was interested in many of the questions that we still teach in calculus today (especially rates of change and areas), but lacked any of the machinery available to the modern student.

The *Treatise* includes a variety of methods for finding the area under different curves. Many of these are difficult to understand from a modern point of view; Fermat wrote, for example, before the function concept, and needed to approach these problems geometrically. The area under the "hyperbola"  $y = 1/x^n$ , however, provides both useful insight into infinite series, and a clever trick that provides a nice example of mathematical invention.

### Commentary on Selected Student Tasks

- Task 2 can be tricky. "The sum of all following terms" seems ambiguous, but is probably best written out as follows:

$$\frac{\frac{1}{r^k} - \frac{1}{r^{k+1}}}{\frac{1}{r^{k+1}}} = \frac{\frac{1}{r^k}}{\sum_{n=k+1}^{\infty} \frac{1}{r^n}}.$$

Some students may need a hint that this can be simplified by multiplying the numerator and denominator of the left-hand side by  $r^{k+1}$ , after the which problem could be solved as follows:

$$\begin{aligned} \frac{r-1}{1} &= \frac{\frac{1}{r^k}}{\sum_{n=k+1}^{\infty} \frac{1}{r^n}} \\ \implies \sum_{n=k+1}^{\infty} \frac{1}{r^n} &= \frac{1}{r^k} \cdot \frac{1}{r-1} \\ \implies \sum_{n=k+1}^{\infty} \frac{1}{r^n} &= \frac{1}{r^{k+1}} \cdot \frac{1}{1 - \frac{1}{r}}, \end{aligned}$$

and thus looks like the sum of a geometric series with first term  $1/(r^{k+1})$ .



- For Task 10, I'm expecting something like the following:

a.

$$x_H = ar, x_O = ar^2, x_M = ar^3.$$

b.

$$GE = \frac{1}{a^2} \quad GH \times GE = \frac{ar - a}{a^2} = \frac{r - 1}{a}.$$

c.

$$HO = ar^2 - ar \quad HI = \frac{1}{(ar)^2} \quad HI \times HO = \frac{ar^2 - ar}{a^2r^2} = \frac{1}{r} \cdot \frac{r - 1}{a}.$$

d.

$$OM = ar^3 - ar^2 \quad HI = \frac{1}{(ar^2)^2} \quad OM \times ON = \frac{ar^3 - a^2r}{a^2r^4} = \frac{1}{r^2} \cdot \frac{r - 1}{a}.$$

e. The  $n$ th rectangle has area  $\frac{r-1}{ar^{n-1}}$ .

f.

$$\sum_{n=1}^{\infty} \frac{r-1}{ar^{n-1}} = \frac{r}{a},$$

for  $|r| > 1$ .

### Student Prerequisites

Fermat's solution to the sum of a geometric series is provided at the beginning of this PSP, but it's expected that students will already have seen a modern formulation. It would be useful for students to have been introduced to the limit concept for some of the later exercises. Another optional exercise requires improper integrals. No other background outside of algebra is required.

### Suggestions for Classroom Implementation and Sample Implementation Schedule (based on a 50-minute class period)

This PSP is designed to be implemented in about one (50-minute) class day, with short discussion on the day before implementation (with some assigned homework), and a chance to wrap and discuss the project on the day after implementation. Homework can be done individually, and the bulk of the the project should be completed as group work during class.

#### Sample Implementation Schedule (based on a 50-minute class period)

- **Day 0.** Introduce the project. Depending on whether students have seen Riemann Sums, you could either discuss the question of why we usually make all of our "rectangles" of equal width (if yes), or introduce the idea of bounding an infinite area with rectangles (if no).

**Day 0 Homework:** Assign the beginning of the PSP through Task 3 as homework.

- **Day 1.** Students may benefit from a full-class discussion of Task 2 (which requires strong algebra skills). Students can then work in groups, with the goal of getting through Task 7.

**Day 1 Homework:** Assign the remainder of the PSP as homework. Task 10 contains a fair bit of calculation, and might best be done with the students have as much time as they need.

**Day 2:** Discuss results – possibly ask students to present their solutions to Task 10. This would be an especially good time to discuss the idea that we can bound the area of  $f(x) = 1/x^2$  to the right of  $x = a$  by  $r/a^2$  for any  $|r| > 1$ , and to think about what this means in the limiting case as  $r \rightarrow 1$ .

The L<sup>A</sup>T<sub>E</sub>X source file for this mini-PSP is available from the author by request at [dominic.klyve@cwu.edu](mailto:dominic.klyve@cwu.edu).

## Connections to other Primary Source Projects

This is one of three PSPs primarily designed for a first Calculus class in the (growing) TRIUMPHS collection. Others are:

- *How to Calculate  $\pi$ : Machin’s Inverse Tangents*, by Dominic Klyve, and
- *The Derivatives of the Sine and Cosine Functions*, by Dominic Klyve

These projects and others can be found at the TRIUMPHS website at <https://blogs.ursinus.edu/triumphs/>.

## Recommendations for Further Reading

Without a doubt, the most thorough study of Fermat’s work is Michael Sean Mahoney’s *The Mathematical Career of Pierre de Fermat (1601–1665)* ([?]). His discussion of Fermat’s “Treatise on Quadrature” begins on page 243 of his book. The curious reader will find a deeper discussion of his work, including an important topic excluded from the PSP: that of *adequality*. The term seems to mean something like “two things are equal in their limits”, but the details are vexingly complex to modern readers, and contribute little to the understanding of area. After wrestling with how to introduce the idea to students for more time than I would like to admit, I removed these sections entirely.

For a discussion of how Fermat’s work can be used in the classroom using modern notation, see

Amy Shell-Gellasch. Integration à la Fermat, in Amy Shell-Gellasch and Dick Jardine, eds., *Mathematical Time Capsules: Historical Modules for the Mathematics Classroom*, number 77, 111–116, MAA (2011).

The earliest discussion I could find in print of Fermat’s integration techniques is

Carl B. Boyer. Fermat’s integration of  $x^n$ . *National Mathematics Magazine*, 20(1):29–32, 1945,

which should be read by anyone looking to understand the history of our understanding of Fermat’s work.

## Acknowledgments

The development of this student project has been partially supported by the Transforming Instruction in Undergraduate Mathematics via Primary Historical Sources (TRIUMPHS) Program with funding from the National Science Foundation’s Improving Undergraduate STEM Education Program under grant number 1524098. Any opinions, findings, and conclusions or recommendations expressed in this project

are those of the author and do not necessarily represent the views of the National Science Foundation. For more information about TRIUMPHS, visit <http://webpages.ursinus.edu/nscoville/TRIUMPHS.html>.



This work is licensed under a Creative Commons Attribution-ShareAlike 4.0 International License. It allows re-distribution and re-use of a licensed work on the conditions that the creator is appropriately credited and that any derivative work is made available under “the same, similar or a compatible license”.