

The University of Maine

DigitalCommons@UMaine

Maine Town Documents

Maine Government Documents

2013

Sanford Maine Annual Report 2012-2013

Sanford Maine Select Board

Follow this and additional works at: <https://digitalcommons.library.umaine.edu/towndocs>

Repository Citation

Sanford Maine Select Board, "Sanford Maine Annual Report 2012-2013" (2013). *Maine Town Documents*. 8734.

<https://digitalcommons.library.umaine.edu/towndocs/8734>

This Town Report is brought to you for free and open access by DigitalCommons@UMaine. It has been accepted for inclusion in Maine Town Documents by an authorized administrator of DigitalCommons@UMaine. For more information, please contact um.library.technical.services@maine.edu.

CITY OF SANFORD ~ VILLAGE OF SPRINGVALE



Explore. Create. Grow.

Annual Report 2012~2013

Visit us at www.sanfordmaine.org

City of Sanford / Village of Springvale
Annual Report

INDEX

Index Page	Inside front cover
In Memoriam	Page 1
City of Sanford Hours of Operation	Page 5
Report from Senator Angus King	Page 6
Report from Congresswoman Chellie Pingree	Page 7
Report from Representative John Tuttle	Page 8
Report from Representative Anne Marie Mastraccio	Page 9
Report from Representative William Noon	Page 10
Sanford Regional Economic Growth Council	Page 11
Assessor's Report	Page 13
Human Resources Report	Page 16
Planning & Community Development	Page 17
Municipal Facilities	Page 18
Codes Enforcement Office Report	Page 19
Airport Manager's Report	Page 20
Information Systems	Page 21
Sanford Regional Communications Center	Page 22
Recreation & Public Property Report	Page 23
Sanford Police Department Report	Page 24
Sanford Fire Department Report	Page 25
General Assistance Report	Page 26
Voter Registration / City Clerk / Tax Collector Report	Page 27
Municipal Employees Salaries	Page 83
Municipal Vendor List	Page 87
Sanford School Superintendents Report	Page 96
Sanford School Reports	Page 97
School Department Employee Salaries	Page 108
School Department Vendor List	Page 116
12-13 Y.T.D Budget Report	Page 129
Annual Financial Audit	Page 139
Back Cover	

In memory of those who passed in 2013 ~ Sanford / Springvale

ABBOTT, RONALD F.	BRYANT, HARRY E.	COUTURE, LILLIAN JEANNETTE
ABBOTT, ROSE MARIE LOUISE	BURLINGAME, ELAINE T.	COUTURE, OSCAR E.
AIKEN, JANE B.	BURNS, ROBERT E.	CRETEAU, ROSALIE GERRISH
AMBLER, DONNA LUCILLE	BUTLER, JACKIE MORRIS JR.	CROTEAU, SHIRLA ANN
ATKINSON, ROSE M.	CALDER, VESTA LUCILLE	CUMMINGS, MILDRED L.
BAKER, BARBARA FRIEDA	CARIGNAN, LAURA EVA	DALTON, ARTHUR THOMAS JR.
BALTZER, DALE OLIN	CARIGNAN, LORETTE	DAVIS, JAMES H.
BARNETT, ALEXINA LAURA	CARPENTIER, RAYMOND M.	DAY, ERMONT E.
BENNETT, JOAN P.	CHARLES, JEAN L.	DAY, N. CAROL
BERGERON, THERESE L.	CHARRETTE, RICHARD GEORGE	DECKER, CARL VINCENT SR.
BERNARD, DIANE AVIS	CHASE, MARY E.	DELUCA, PAUL
BERRY, TAMMY JEAN	CHENARD, EDMOND W.	DEMERS, JACQUELINE R.
BERTRAND, ALBERT J.	CHEVALIER, LORETTE RUEL	DEMERS, ROSILDA M.
BERTRAND, KATHERINE LOUISE	CIMINO, PEARL	DENNIS, JOHN HENRY
BOISVERT, HOPE WELLINGTON	CLARK, ARTHUR O.	DESAULNIERS, JAMES G.
BOISVERT, RICHARD JOSEPH	CLIFTON, NICHOLAS H.	DESROBERTS, ROLAND JERRY
BOURQUE, LAURETTE	CLINES, GERALDINE P.	DESROBERTS, RONALD LEO
BOURQUE, THOMAS ALBERT	CLOUGH, DONALDA T.	DESROCHERS, DONALD J.
BRAGDON, ABBIE ANN H.	COFFEE, JOHN W.	DEVOID, ROGER CLARENCE
BRETON, RACHEL DELIA	COHEN, JOSEPHINE MARIE	DINARDO, MARILYN ANITA
BRIN, ROBERT VICTOR	COOKSON, ETHEL L.	DIONNE, EDWARD M.
BROCK, HELEN K.	COTE, DAVID WILBUR	DIONNE, MARK ROBERT
BROOMHALL, JUNE KNIGHT	COUSENS, JAMES	DONOVAN, JOHN H.
BROWN, WILLIAM E. SR.	COUSENS, KARLYNE B.	DOYON, JOSEPHINE ELIZABETH

In memory of those who passed in 2013 ~ Sanford / Springvale

DUGRE, RICHARD WILLIAM	GENNA, NATHANIEL J.	HUNTRESS, WESTON D.
DUMONT, IDA JEANETTE	GERRISH, RAYMOND G.	HURLBURT, GARY DONALD
DUTCH, BRADFORD MOULTON SR.	GIRARD, JEANNETTE D.	HUTCHINS, JACQUELIN R.
DYER, ANTHONY MILLS	GOMES, JOSEPH R.	IRVING, DONNA J.
ELDREDGE, ARLINE IONA	GOODWIN, ROBERT J.	JACKS, EUGENE CHARLES
ERICKSON, ELAINE	GRIFFIN, BEATRICE MARY	JEAN, ROBERT RICHARD
EVANS, KEVIN JAMES	GUAY, HERMANCE R.	JEFFRIES, JOSEPHINE M.
FAIR, BEVERLY LOTTIE	GUERTIN, ROLAND H.	JOHNSON, BERTHA A.
FANNING, PETER JAMES	HACKETT, WAYNE	JOY, PETER HERBERT
FEENEY, DONNA MARIE	HANSON, DONALD	KEARNEY, SCOTT W.
FENDERSON, IRENE	HARRIS, BRIAN JAMES	KERRIGAN, EUGENE RAYMOND
FENDERSON, JOSE W.	HARRIS, OTTO D.	KHAT, SORIYA H.
FITZGERALD, JAMES HENRY	HARRISON, RALPH EDGAR	KITCHIN, LUCILLE S.
FLETCHER, MARGARET S.	HEM, BOBBY M.	KNIGHT, HAROLD W. JR.
FLUET, ESTELLE T.	HERZIG, BARBARA A.	KOCH, NINA C.
FOURNELLE, JOAN FRANCES	HIGGINS, NELLIE PEARL	LABELLE, HOLLY J.
FRECHETTE, DONALD ERNEST	HILL, DOROTHEA VIRGINIA	LAFLAMME, RACHEL B.
FRECHETTE, RICHARD NORMAN	HOBBS, JOHN L.	LAKEMAN, BETTY JEAN
FURBISH, IVAN JESSE	HOLMES, DORIS L.	LALLAS, TRACY A.
GAGNE, LUCILLE L.	HOWARTH, BRENDA LOUISE	LAMBERT, RITA M.
GAGNON, JOYCE A.	HOWE, LINDA M.	LAMBERT, RONALD B.
GALLANT, NANCY LOUISE	HOWES, REBECCA EVELYN	LANGLAIS, ANITA GABRIELLE
GARNSEY, HELEN THAYER	HUBBARD, RONALD SCOTT SR.	LANTAGNE, GLORIA M.
GATES, MARTHA JANE	HUNTRESS, BEATRICE M.	LAVERTUE, MARY ANTOINETTE
	HUNTRESS, THOMAS A.	

In memory of those who passed in 2013 ~ Sanford / Springvale

LECLERC, LEO B.	MCGINN, ARTHUR PAUL	O'CLAIR, FREDERICK J.
LEVESQUE, ROBERT JOSEPH	MCNAMARA, SHIRLEY T.	ORLANDELLA, PETER D.
LEWIS, PHYLLIS PARKER	MERRIFIELD, PAUL ELLIOTT	OSTROWSKI, VERONICA S.
L'HEUREUX, THERESE N.	MICHETTI, EDWARD	PARKER, THAXTER A.
LIBBY, ALBERT W.	MILEO, JOSEPH V.	PATTERSON, DOROTHY LOUISE
LIBBY, DOUGLAS OSCAR	MILLS, BRIAN E.	PELLETIER, ARLENE MARIE
LIBBY, ESSIE E.	MONROE, ALICE A.	PELLETIER, PAUL JOSEPH
LOLLEY, MARIE PATRICIA	MONROE, JAMES K.	PELOQUIN, JOSEPH
LONG, DOROTHY LAURA	MONTS, ROBERT L.	PETTY, JOSEPH LEE
LORD, BEATRICE W.	MOORE, THERESA H.	PHILIPPE, ALFRED BERNHARD
LOVEJOY, VIRGINIA THAYER	MOORES, DANIEL I.	PHILIPPE, ROBERT P.
LUCIER, JOEL WAYNE	MORAN, TIMOTHY FRANCIS	PIMENTAL, ARTHUR EUGENE SR.
MACK, THOMAS LOGAN	MORGAN, LESTER W. SR.	PLASKI, BRIAN L.
MACKAY, JOHN ALEXANDER	MORIN, ANDRE LOUIS	POISSON, JEANNINE V.
MARCHAND, PAUL ALBERT	MORIN, CECILE GERMAINE	POISSONNIER, MARIE D.
MARTEL, SOLANGE PAULINE	MORIN, ROBERT F.	POLICASTRO, LINDA ROSE
MARTIN, ELAINE K.	MOYLON, MARIAN LORRAINE	POMERLEAU, DORIS J.
MARTINEAU, DONALD GIRARD	MURPHY, RITA MARILYN	POULIN, RITA M.
MASTROIANNI, TONY	MURPHY, VERONICA	POWELL, JOSEPH EUGENE
MATT, JEFFREY ERNEST	NASON, DANIEL C.	PROULX, ELLA CAROLINE
MAURER, CHARLOTTE C.	NICHOLS, KENNETH RAYMOND	PROVENCHER, CHRISTINE CLAIRE
MCCABE, JEFFREY R.	NOBERT, ANITA PETRIN	RAFFERTY, TERESA A.
MCDONALD, CAROL M.	NOLAND, JOHN C. SR.	RAND, CONSTANCE LORRAINE
MCDONALD, LUCILLE YVONNE	NORWOOD, GLORIA RACHEL	

In memory of those who passed in 2013 ~ Sanford / Springvale

REID, RUBY MAE	STEFANILO, KATHLEEN ELIZABETH	WILKINSON, MARK
REYNOLDS, JAMES L. JR.	STEVENS, BERNICE V.	WOOD, DORIS B.
RICHARD, ELSIE A.	STONE, DAVID L.	WOODSOME, CLINTON G.
ROBERTS, BARBARA BLAISDELL	SWEET, GEORGE ERNEST	WORD, RITA L.
ROBERTS, GLENNA MAE	SWETT, ALICE B.	WORDEN, RONALD F. SR.
ROBERTS, LYNN W.	THERRIEN, JOSEPHINE M.	WRIGHT, BRUCE WAYNE
ROONEY, MARIE-ANNE	THERRIEN, MAURICE F.	WRIGHT, PHYLLIS A.
ROUSSIN, AGNES MAY	THOMAS, JAMES E.	YOHMAN, BARBARA N.
ROY, REAL O.	THOMPSON, DOREEN	YOUNG, IRENE MARY
RUGGIERO, DANIEL GEORG	TOWNSEND, EDWARD CARL	ZIZKA, JOAN FLORENCE
RUSSELL, SHERYL ANN	TOZIER, HAROLD D. JR.	ZIZKA, WILLIAM ADOLPH SR.
SCHOCH, STEPHEN JOHN	TURCOTTE, ANDRE R.	ZUK, STEPHEN P.
SEVIGNY, FRANCOIS O.	TUTTLE, DAWN MARJORIE	
SIBILIO, JASON S.	TWOMBLY, EDITH JUNE	
SIMPSON, IRENE BERTHA	VACHON, DAVID R.	
SINKS, RAYMOND L.	VALLIERE, FLORENCE ROLLANDE	
SIRIGOS, ROSE ANN	VAN ALSTYNE, ANNA F.	
SMITH, BENJAMIN E.	VERMETTE, LORRAINE MARGARET	
SMITH, CARL DAVID	VIGUE, CHARLES W.	
SMITH, DONALD L.	VINCENT, THELMA P.	
SMITH, SHIRLEY NIDDRIE	WAGNER, CATHERINE A.	
ST. CYR, MARIE IRENE YOLANDE	WARREN, WILLIAM J. JR.	
ST. JEAN, CLIFFORD ALPHONSE	WEEKS, ADELIN TOWLE	
	WHITTAKER, BARBARA T.	

Sanford/Springvale City Hall

919 Main Street
Sanford, Maine 04073

Hours of Operation
Monday – Friday
8:00am – 5pm
(July-August 8:00am – 4:30pm)

City Clerk & Tax Collector Office Hours

Monday - Friday
8:00am – 5pm
(July-August 8:00am – 4:30pm)
Closed Saturdays & Sundays

City Hall Holidays

New Years Day
Martin Luther King Day
Presidents Day
Patriots Day

Memorial Day
Independence Day
Labor Day
Columbus Day

Veteran's Day
Thanksgiving Day
Day after Thanksgiving
Christmas Day

City Council Regular Meetings

1st and 3rd Tuesdays
7:00pm in the City Hall Annex Chambers

Sanford School Department

917 Main Street, Suite 200
Sanford, Maine 04073
Phone: 324-2810
Office Hours: Monday – Friday 8:00am – 4:30pm

Sanford Transfer Station & Recycling Center

81 Rushton Street
Sanford, Maine 04073
Phone: 324-9135
Regular Operating Hours:
Tuesday – Friday 7:30am to 4:30pm
Saturday 8:00am to 12:00pm

In weeks when holidays are observed on workdays, check the local newspapers for transfer station operating hours, or call 324-9135.

Visit the Sanford City Website for Up-to-Date Information on City Services
www.sanfordmaine.org

ANGUS S. KING, JR.
MAINE

359 DIRKSEN SENATE OFFICE BUILDING
(202) 224-5344
Website: <http://www.King.Senate.gov>

United States Senate
WASHINGTON, DC 20510

COMMITTEES:
ARMED SERVICES
BUDGET
INTELLIGENCE
RULES AND ADMINISTRATION

February 25th, 2014

City of Sanford
919 Main Street
Sanford, Maine 04073

Dear Friends,

Since arriving to the U.S. Senate last January, I have been looking for ways to provide Mainers with improved access to federal services through the use of digital technology and on the ground outreach initiatives. Maine is a rural state and I know that traveling to our offices can present both logistical and financial challenges.

To help overcome those obstacles, I launched our signature **Your Government Your Neighborhood** outreach program in June 2013. Every other week members of my staff in Maine travel to different towns – ensuring that all 16 counties are served each month - to hold constituent office hours for local residents.

Over the past eleven months my work in Washington has been largely shaped by the four committees that I serve on: Armed Services, Intelligence, Budget, and Rules. These appointments allow me to engage on issues important to Maine and help craft legislation before it comes to the Senate floor. On the Armed Services Committee I work with my colleagues to honor our obligations to members of our armed forces both past and present, as well as ensure the continued strength, efficiency, and sustainability of our military. On the Intelligence Committee I work to effectively mitigate security threats facing our country while also establishing measures to guarantee that the privacy rights of U.S. citizens are protected. On the Budget Committee, I am working to ensure that necessary spending is tempered with fiscal responsibility, and my position on the Rules Committee allows me to push for procedural reforms that remove institutional inefficiencies and help move the country forward.

I am tremendously grateful for the opportunity to serve you and determined to keep you informed of my activities in Maine and Washington. As always, I welcome any thoughts, questions, or concerns that you may have. You can visit my website at <http://www.king.senate.gov> and provide your input there, or call our toll free in state line at **1-800-432-1599**. In addition, our local numbers are as follows: Augusta (207) 622-8292, Presque Isle (207) 764-5124, and Scarborough (207) 883-1588, and Washington D.C. (202) 224-5344.

Sincerely,



ANGUS S. KING, JR
UNITED STATES SENATOR

AUGUSTA
4 Gabriel Drive, Suite F1
Augusta, ME 04330
(207) 622-8292

PRESQUE ISLE
169 Academy Street, Suite A
Presque Isle, ME 04769
(207) 764-5124

SCARBOROUGH
383 US Route 1, Suite 1C
Scarborough, ME 04074
(207) 883-1588



CHELLIE PINGREE
CONGRESS OF THE UNITED STATES
1ST DISTRICT, MAINE

Dear Friend,

I hope this letter finds you and your family well. It is an honor to represent you in Congress and a pleasure to update you on the work I am doing in Maine and Washington.

You are probably aware that Washington is a very challenging place to get anything done these days. The partisan climate has kept many important issues from being addressed and even led to a shutdown of the federal government. Worst of all, it has created uncertainty for Maine families and the economy. It's the last thing we need. Over the next year, I will continue pressing Congressional leaders to bring the focus back to helping people rather than advancing ideologies.

As difficult as it's been, though, there are areas where I have been able to make progress on needed policy reforms. One has been support for local food producers. For decades now, federal agriculture policy has only benefited huge farms and commodity crops, not the kind of the diverse family farms we have in Maine. It's time for that to change. With small federal changes, we can capitalize on the huge economic potential of the local food movement. I've introduced the Local Farms, Food, and Jobs Act to make some of those changes, and have been pleased to see many of these reforms gain bipartisan support.

Another issue is helping veterans who were sexually assaulted during their service. I've introduced the Ruth Moore Act—named after a Maine veteran who struggled for 23 years to get disability benefits from the Department of Veterans Affairs after she was sexually assaulted while in the military. The bill would help veterans like Ruth get the assistance they need to recover from the debilitating trauma they suffered while serving the country. The bill passed the House and now awaits consideration in the Senate.

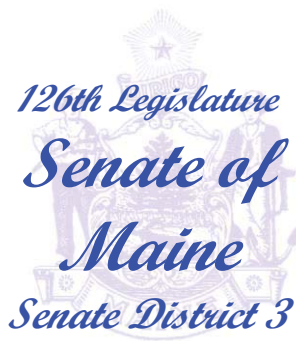
While policy in Washington is important, so is the work my staff and I do here in Maine. My office keeps close connections to Maine communities and their leaders to make sure we're doing all we can to help them succeed. This work might include providing letters of support for federal grant applications, getting answers from federal agencies, or bringing national officials to our state to raise awareness about the good things being done here.

We also work with hundreds of constituents who have issues with federal agencies and programs. Not everyone knows that you can call your Member of Congress for this kind of thing, but it's an essential part of my responsibilities and my commitment to the people I serve. Members of my staff are experts on issues ranging from veterans benefits and IRS questions to Social Security problems and passport inquiries. They can help you navigate the process, communicate with federal agencies, and, in certain circumstances, facilitate the expediting of claims. If there is an area where you need assistance, I encourage you to call my Portland office at (207) 774-5019 or go to my website, www.pingree.house.gov.

Again, it's a privilege to serve you in Congress. Please stay in touch.

Member of Congress

Chellie Pingree



Senator John L. Tuttle
3 State House Station
Augusta, ME 04333-0003
(207) 287-1515

To the people of Sanford,

It is my great pleasure and honor to serve as your State Senator during the 126th Maine State Legislature.

This year, the Legislature will address a number of critical proposals with far reaching implications for the people of Maine, such as accepting federal funds to increase access to health care, restoring cuts made to municipal revenue sharing, and fixing the flawed MaineCare ride system. I have faith that through hard work and bipartisan efforts we can make substantial progress on these issues.

I am honored to once again serve as the Senate Chair of the Veterans and Legal Affairs Committee as well as a member of the Judiciary Committee. As a former Veteran of the Maine National Guard, I take great pride in advocating for our veterans, and I am sponsoring a bill this year to ensure medical coverage for veterans exposed to Agent Orange and other harmful chemicals while serving at Gagetown in New Brunswick.

These are just some of the issues I will be working on this session. I will continue to keep you up to date on key issues and bills as the session progresses. You can read my monthly columns in the Journal Tribune and the Sanford News, and I also offer an electronic newsletter if you would like to receive email updates from me. If you would like to receive these updates, you can email me at SenJohn.Tuttle@legislature.maine.gov.

I also hold office hours every Sunday afternoon at my home, 176 Cottage Street, from 1:00 p.m. to 3:00 p.m. I can be reached by phone at the State House at 287-1515 and when I am home, my phone number is 324-5964.

I am honored and grateful for the opportunity to serve you.

Sincerely,

John Tuttle
Senator, District 3



HOUSE OF REPRESENTATIVES

2 STATE HOUSE STATION
AUGUSTA, MAINE 04333-0002

(207) 287-1400

TTY: (207) 287-4469

Anne-Marie Mastraccio

23 Lebanon Street

Sanford, ME 04073

Residence: (207) 324-8692

State House E-Mail:

RepAnnemarie.Mastraccio@legislature.maine.gov

To the Town of Sanford:

The second regular session of my first term as your representative is in its final weeks. It has been an honor and a privilege to serve as your voice and the voice of the Sanford community in Augusta. I would like to touch upon some of the work we in the Legislature have accomplished along with what we hope to finish before session is out this Spring.

As a member of the Labor, Commerce, Research and Economic Development and the Joint Select Committee on Maine's Workforce and Economic Future, I have been in a unique position to hear and debate numerous bills to address critical issues for the Maine economy.

Our priorities coming into this session were to improve Maine's economic edge and expand access to affordable health care for Mainers who need it most. I'm happy to say that we've passed strong legislation in all of these areas. We overrode the Governor's veto of a bill to maintain revenue sharing for Maine's towns and cities so they can provide critical services for their residents and keep their local economies afloat. Legislation to accept federal health dollars to provide life-saving care to Mainers is on its way to Governor's desk.

A bill I submitted to help schools save on the cost of transportation has successfully become law. The bill allows schools to use smaller multi-function school activity buses when they transport students from school to other co-curricular events instead of having to pay for more expensive large school buses. I'm proud of this bill because it provides cost-saving options for schools across our state so they can allocate those resources toward other important programs.

I was a cosponsor of an important bill to help veterans afford homes by expanding a property tax exemption to veterans of the wars in Afghanistan and Iraq. This was a simple, yet critical, adjustment to the existing exemption which had not included veterans of these conflicts.

Throughout my tenure in the State House, I have worked to keep a strong connection with my constituents and the Sanford community. In order to more effectively serve you in the Legislature, I encourage you to contact me with any comments, questions or concerns that you may have. My email address is RepAnneMarie.Mastraccio@legislature.maine.gov and my phone number is (207) 324 – 8692.

Thank you.

A handwritten signature in cursive script that reads "Anne-Marie Mastraccio".

Anne-Marie Mastraccio
State Representative

District 143 Sanford (part)



William Noon
78 Sunset Road
Springvale, ME 04083
Phone: (207) 432-1790

HOUSE OF REPRESENTATIVES
2 STATE HOUSE STATION
AUGUSTA, MAINE 04333-0002
(207) 287-1400
TTY: (207) 287-4469

Dear Friends and Neighbors:

It has been an incredible honor to serve my constituents in Sanford and throughout District 144 in the Maine House of Representatives. Thank you for your confidence over my first term in office.

During the 126th Maine Legislature's second regular session, which wrapped up in May, we worked to balance the state budget, make targeted investments in our future and protect our most vulnerable neighbors.

Some of our best work came out of bipartisan cooperation. We worked together to pass a budget for the upcoming fiscal year that helps Mainers with disabilities access care, supports nursing homes that care for our seniors and makes key investments in our future through education and workforce training initiatives.

Job creation and the economy continued to be top priorities. The Legislature crafted bipartisan bond proposals to promote small business growth and job creation, boost high-tech innovation and invest in clean water infrastructure which will go before Maine voters in November.

The 126th Legislature worked to honor the state's funding promise to Maine municipalities. We protected revenue sharing and worked to prevent further property taxes increases locally while providing taxpayer relief by bolstering a tax credit that helps low- and middle-income families and seniors.

Thank you again for the opportunity to serve as your representative in the Maine Legislature. Please feel welcome to contact me with your comments, questions and concerns regarding state government. I can be reached by e-mail me at noonformaine@gmail.com or telephone at 432-1790.

Sincerely,

A handwritten signature in black ink that reads "William F. Noon".

William Noon
State Representative

BOARD OF DIRECTORS
Gary Samia, Chairman (Chamber)
Bob Hardison, Secretary (IDC)
Mike Ralston, Treasurer (IDC)
Becky Brink (City)
Steve Buck (City Manager)
Tom Cote (City)
Lionel Sevigny (Chamber)



James F. Nimon
Executive Director
Lorisa Ricketts, Assistant
to the Executive Director
917 Main Street ♦ Suite D
Sanford ME 04473
207.324.9155
www.sanfordgrowth.com

July 1, 2012 to June 30, 2013

The Sanford Regional Economic Growth Council ("the growth council") is a private, 501(c)(6) corporation established in October 2009 by three co-founders: the City of Sanford, the Sanford-Springvale Chamber of Commerce and the Industrial Development Corporation of Sanford (IDC). The growth council is chartered to be the leading economic development organization in central York County and, as such, it works each day to increase the prosperity of its citizens and enhance the area's economy.

The growth council is led by an experienced seven-member board of directors and two full-time staff who work to connect the business community with the most effective programs and resources available. The organization concentrates on helping local companies grow, recruiting new business to the region, and encouraging new business formation through site location assistance; providing demographic and labor market information; financial packaging support; connecting business clients to appropriate tax incentives; catalyzing inter-governmental relations; and providing leadership in business advocacy and public policy issues.

On January 1, 2013, Sanford became Maine's newest city, and began a new era with a Mayor and City Manager leadership team. Sanford's mayor is an advocate for Sanford at the State level through active participation in the Mayor's Coalition. The new city planned a "Celebrate Sanford" day in July to recognize the city's incorporation and to highlight the many good things happening here.



Sanford's new logo and tagline were launched in May 2013 and a new marketing plan was implemented, encouraging businesses and residents to Explore, Create, and Grow. Since its creation, the new logo has been incorporated into the Growth Council, City and School websites and various collateral materials, and is being used by the Sanford-Springvale Chamber of Commerce and the Industrial Development Corporation. Future uses are anticipated for any and all new initiatives within the City.

The State's Business Friendly designation was awarded to Sanford in June 2012 and the growth council has been working behind the scenes with local companies and city staff to ensure ongoing improvements in business support.

The growth council worked long hours on a very complicated public and private sector financing package, including local TIF support at the end of the fiscal year, to ensure that Northland Enterprises could comprehensively redevelop the Sanford Mill into residential and commercial space. In addition, there was ongoing work in FY 2013 with expansion plans at both Flemish Master Weavers and New England Truck Tire that included tax increment financing to complete the deals. Staff also worked with a developer in Springvale on project financing that included TIF.

Sanford's industrial companies have been thriving: Maine Manufacturing grew from 7 employees in 2008 to 200 employees in 2013. Flemish Master Weavers has expanded its plant twice since 2008, adding two state of the art looms and investing over \$10 million. At the end of FY 2013, it was in the process of adding Loom #9 with plans to surpass the 100 employee mark. New England Truck Tire planned an expansion to its operations with additional 10,000 square feet and an investment of \$500,000 while retaining 16 positions and creating 7 new jobs.



The growth council spent many hours during the year on two critical education projects: a new high school and technical center and a new community college program. Following State approval to build a new High School and Technical Center and the establishment of a local Core Building Committee – which includes the growth council's Executive Director – Sanford has been working to take the necessary steps leading to construction of an integrated facility. This new facility will, at a figure approaching \$100 million, be the largest school construction project in Maine's history. Input from residents and businesses will lead to a site selection process and eventually the first class slated to enter as early as 2018.

The growth council worked with York County Community College officials and regional business leaders to secure a location in South Sanford as the new site for YCCC's Precision Machining Technology center. The program start is planned for fall 2013.



The growth council prepared to launch a new monthly e-newsletter as this reporting period ended and it is expected that this will be well-received locally and regionally. We began implementing our marketing plan which will lead to an increase our activities on Facebook in the next year, and creation of a new LinkedIn page. We now feature profiles of local businesses and organizations on our website and will continue to do so. The growth council also continues to offer Sanford Prospector as a service on our website (www.sanfordgrowth.com), allowing local real estate brokers and owners to list their properties free of charge and incorporating the most current and detailed demographic data, thus creating a one-stop source of information for site selectors and businesses operating in the Sanford region.

The growth council instituted a schedule of proactive visits to key business leaders in the community during the year. This resulted in meetings and tours each month, helping us to stay abreast of business concerns and future plans. We also met monthly with staff from the Sanford-Springvale Chamber of Commerce and the Sanford Downtown Legacy to review business news and events within the community.

On the business attraction front, the growth council met regularly during the year with one mixed-use developer on a complete redevelopment of an existing mill building and three separate agricultural projects that were exploring the potential for establishing major operations in the Sanford Region.

We also worked with local community members to encourage discussion of a "Maine Adventure Camp" tourism attraction project meant to be a four-season draw for the millions of visitors to the Maine Beaches Region just south of us.

ASSESSOR'S OFFICE

Property assessment administration is a complex and technical profession vital to the financial health of local government. The Sanford Assessor's Office is responsible for administering the ad valorem (according to value) tax system and its objective is to identify and appraise all property in Sanford and Springvale.

In Maine, the ad valorem tax is based on the principle that the amount of tax paid should depend on the fair market value of property owned on April 1st of the current tax year. The property taxes are a major source of revenue for financing local government services such as police, fire, schools, public works, parks and recreation, and town hall.

Assessed values used for tax purposes must be accurate so that the tax burden will be distributed fairly and equitably. The primary tasks performed by the Assessor's Office as we work toward completion of an assessment roll are:

1. Locate and identify all taxable property in Sanford and Springvale
2. Make an inventory of the quantity, quality and important characteristics of all taxable property
3. Estimate the value of each taxable property
4. Determine the extent of taxability of each property
5. Calculate the assessed value of each property
6. Prepare and certify the assessment roll of the entire jurisdiction
7. Calculation of tax rate and send tax bills

There are programs offered by the State Bureau of Taxation. For businesses with personal property, inquire about the "BETR and BETE Programs". For the individual, inquire about the "Tax and Rent Reimbursement Program", filed annually with the State. Veterans, age 62 or 100% disabled are eligible for an exemption. File with Assessor before April 1st after your 62nd birthday. Maine residents are eligible for a "Homestead Exemption" on their home. A one time acceptable filing is required prior to April 1st of the tax year.

The Assessor's staff will answer your questions...help us to attain our objective.

Respectfully,

George Greene, CMA
Sanford Assessor

2012 MUNICIPAL TAX ASSESSMENT WARRANT
State of Maine Municipality: Sanford County: York
To: Paula Simpson Tax Collector Sanford, Maine

In the name of the State of Maine, you are hereby required to collect of each person named in the list herewith committed to you the amount set down on said list as payable by the person.

Assessments

County Tax	\$791,517.96
Municipal Appropriation	22,090,032.00
TIF Financing	605,066.67
Educational Appropriation	34,341,028.00
<u>Overlay</u>	<u>80,987.00</u>
Total Assessments	\$57,908,631.63

Allowable Deductions

State Municipal Revenue Sharing	\$2,030,000.00
Homestead Reimbursement	393,804.39
Other Revenue	28,361,994.00
BETE Reimbursement	<u>184,636.53</u>
Total Deductions	\$30,970.434.92

Net Assessment for Commitment **\$26,938,196.71**

2012-2013 Taxable Property

Real Estate

Land	\$478,400,965.00
Buildings	870,531,310.00
Homestead Exempt	<u>(20,383,250.00)</u>
Net Taxable Real Estate	\$1, 328,549,025.00

Personal Property

Machinery & Equipment	\$42,623,730.00
Furniture & Fixtures	21,018,430.00
Other Personal Property	<u>2,125,410.00</u>
Taxable Personal Property	\$65,767,570.00

Total Value
Taxable Property **\$1,394,316,595.00**

Operating Expenses

General Government	\$22,090,032.00
TIF Financing Plan Amount	605,066.67
School	34,341,028.00
County Tax	791,517.96
Overlay	<u>80,987.00</u>
Total Expenses	\$57,908,631.63

Revenue

State Revenue	\$2,030,000.00
Anticipated Revenue	28,361,994.00
Homestead Reimbursement	393,804.39
BETE Reimbursement	<u>184,636.53</u>
Total Revenue	\$30,970,434.92

Amount to be raised by taxation**\$26,938,196.71****Tax Rate 2012-2013: \$19.32 (per thousand of assessment)****Taxes Due: September 17, 2012 & March 15, 2013****Declared Ratio of Assessment: 100%****Date of Commitment: August 3, 2012****Town: \$9.28 School: \$9.44 County: \$.60**

The Tax Assessor's Office is open Monday – Friday from
8:00am to 5:00pm

Located on Floor 1R of the Sanford City Hall

Or reach us by phone at 324-9115

Please visit the GIS mapping on the City's web-site at

www.sanfordmaine.org



City of Sanford, Maine

Human Resources Department

919 MAIN STREET, SANFORD, MAINE 04073

FAX (207) 324-9129

Missy A. Flayhan, Director
(207) 608-4174
maflayhan@sanfordmaine.org

Stacey A. Johnson, Assistant Director
(207) 608-4175
sajohnson@sanfordmaine.org

HUMAN RESOURCES

Missy Flayhan, Director
Stacey Johnson, Assistant Director

The fiscal year July 2012 – June 2013 was to be another very busy and challenging year for the Human Resource Department.

During the 2013 fiscal year our department continued to pride itself in hiring the best candidates to serve for the City of Sanford. The City hired our current City Manager; Steve Buck. We filled several additional full-time and two part-time positions including: four full-time Public Safety Dispatchers, two Police Officers, a part-time Airport Manager, an Assistant to the Executive Director of the SREGC, Mechanic II, Part-Time Assistant Clerk, and Case Worker Assistant with our General Assistance department. We also added several new temporary employees during the summer months to our parks and recreation program, and other temporary staff to the Public Works Department, Airport and Transfer Station.

The City had previously faced the unfortunate task in preparing the previous year 2011/2012 budget due to the elimination of several positions in the spring of 2011. The 2012/2013 year continued to be a challenge for our employees to deliver the level of quality service they were accustomed to providing to our citizens with the reduced staffing levels.

The Human Resource Department was very pleased to announce our health insurance carrier; Anthem Blue Cross and Blue Shield established a new Employee Assistance Program which became effective January 1, 2012. The new program has provided free assistance to all City employees and their families. This new benefit has offered a wide variety of confidential services; our department has utilized and referred the program with much success. As health insurance premiums continue to annually increase, the City has already implemented a new insurance plan with MMEHT which will provide excellent coverage but will provide a reduced cost to the City and to the employee. It is the goal of the City to offer this plan to all bargaining units as bargaining agreements are negotiated.

On a positive note; for another year, the City continued to make great progress in achieving our goals of creating and sustaining a safe work environment for our employees. The continued efforts of our strong and effective Safety Committee addressed injuries and other safety issues on a monthly basis. We have worked together with Maine Municipal Association to establish a strong working relationship to enhance our program. We also continue to work with the City of Sanford's Worker's Compensation health care provider; H. D. Goodall Occupational Health Clinic to provide the best care for our employee injuries. The overall result and collaborative effort with both City employees and the Safety Committee continues to result in a significant reduction of lost wage claims each year. Our goal is to continue to work as a team and continue to reduce our claims and to sustain the safe work environment we have established. The committee also has utilized grants offered by Maine Municipal Association for a variety of items otherwise not affordable due to budgetary restraints. These items have provided departments with additional safety equipment to ensure safety and prevent injuries.

The Human Resource Department strives and plans to continue to provide the best possible service and resources to all City employees.

All future employment opportunities are listed on our website: www.sanfordmaine.org under Employment Opportunities.

Respectfully Submitted,

Missy Flayhan

DEPARTMENT of PLANNING & COMMUNITY DEVELOPMENT

The primary responsibility of the City's Department of Planning & Community Development is to provide technical support to the Planning Board. The department has a staff of two: a Director, James Q. Gulnac, AICP and an Administrative Assistant, Barbara Bucklin.

The Board is responsible for the development of the City's Comprehensive Plan and recommending to council the various ordinances needed to implement the goals and objectives of the plan. In addition to some minor changes to accommodate specific requests for rezoning, the Board reviewed the possibility of rezoning the urban core of the City. The Board also reduced the time needed to review and approve complete applications submitted to the Planning Department.

The application review process can be as simple as an administrative review conducted by staff for minor changes to existing site plans; or it can involve the review and approval by the Site Plan Review Committee on those projects classified as minor; and review by staff, SPRC, and Planning Board for all subdivisions and projects classified as major.

In addition to his role as the Director of Planning, Mr. Gulnac serves as one of the city's three (3) certified Community Development Administrators. In this capacity, he assists in the administration of the State of Maine Community Development Block Grants (CDBG). These projects cover a wide variety of areas including public infrastructure projects, financial support for economic development projects that create jobs, other community development activities relating to meeting the national objectives of eliminating slum and blight, and providing assistance to those who are considered low and moderate income. The City was successful in receiving a CDBG Downtown Redevelopment Grant of \$500,000.00 which will be used to develop a park overlooking the falls at the dam of Number 1 Pond.

Mr. Gulnac is also involved with other community development activities such as the Safe Schools Healthy Students project and Strategies for a Stronger Sanford. In this capacity he works closely with the Lee Burnett, City grant writer.

CODE ENFORCEMENT

This department administers the Zoning Ordinance, the Shoreland Zoning Ordinance, building and other codes adopted by the town, and state statutes. To promote safety, we perform property inspections, provide information on codes and ordinances and seek compliance, and issue permits. Permits issued for fiscal year 2012-2013:

BUILDING PERMITS		PLUMBING PERMITS		OCCUPANCY PERMITS	
Residential	188 (19 new)	Internal	116	Business	68
Commercial	73 (3 new)	External	33	Residential	24
Other permits	<u>121</u>			Home Business	<u>11</u>
TOTALS	382		<u>149</u>		103

Although there has been a decline in new construction, businesses continue to locate or relocate in Sanford as evidenced by permits issued. Commercial construction projects include MAS t-hangars at airport, Cellular Sales of Maine, Northern Explosion Dance Studio, Spectrum Health Care, Community Health Care at the Kennedy Center, and the Sanford Mill.

Expansions include Batchelder Insurance, Brink Chiropractic, Flemish Master Weavers, New England Truck Tire, Veterans Center, YMCA phase II, and Advanced Building Products, Demolition projects include the former bowling alley and gas station on the corner of Washington Street and Riverside Avenue, and the former hardware store near Gowen Park. After some renovation work, the City Hall auditorium was opened to limited used. Relocated businesses include Springvale Nursery, Grondin Enterprises, Corner Post Surveying, Warrens Office Supply, Gaudette Realty, Maine Stove and Chimney, and JMS Cleaning.

New businesses include Emily's Wood Fired Pizza, Dash Aviation, Farming Fungi, Graffiti Burger, MK Power Sports, Threads of Hope, Andy's Auto Detailing, Hanna's Tavern, Cross Fit gym, Polished Concrete Solutions, C Roux Computing, Deering Lumber, Pleasant River Lumber, WWSF radio, Natural Concepts Salon, Oceanside Rubbish, M&M Trading Company, Fresco restaurant, Finders Keepers Creations, Sanford Schools Bridge Program, and the York County Community College precision machining program.

The Zoning Board of Appeals may hear appeals of decisions based on the Zoning Ordinance and made by the Codes Enforcement Officer. This year, the ZBA heard two administrative appeals and three dimensional variance appeals. All of these were denied.

The department staff consists of an Administrative Assistant, a Code Enforcement Officer, and a Chief Code Enforcement Officer.

Respectfully submitted,



Shirley Sheesley
Chief Code Enforcement Officer

SANFORD SEACOAST REGIONAL AIRPORT

I am happy to introduce myself as the new Sanford Seacoast Regional Airport Manager. My first year has been productive, energizing, and jam packed with projects, progress, and events.

GARD System The General Audio Radio Device (GARD) was developed in Augusta, Maine and is a product that provides General Aviation airports with a low cost way to record and save all radio transmissions at their airport. The voice data can be played back and used as a training aid for ground vehicles authorized to be in the movement areas; can assist local and federal officials with accident investigations; and also allows airport managers to track aircraft operations by hour, day, week, month and year. It was installed at SFM in November 2013.

Taxilane Rehabilitation We have prepared for, sought, and obtained grants for the design and construction of the Seacoast Taxilane Rehabilitation. This project includes the rehabilitation of the 26+ year old pavement and improvements to the drainage in the area on the southeast side of the Seacoast Hangar I complex. The design is complete and construction is slated for fall of 2014.

Wildlife Hazard Assessment The WHA is a yearlong study of the airport's flora and fauna conducted by a certified wildlife biologist. Recommendations for prevention and control of wildlife hazards to aviation will be made at the end of the study this year in the form of a report.

Airport Master Plan Update We have prepared for, sought, and obtained a grant offer for the update of the Airport Master Plan and Airport Layout Plan. The Airport Master Plan is an exhaustive, airport-wide study with the goal of developing short-, medium- and long-term plans to meet future aviation demand.

Relocated and Updated Fuel Farm Southern Maine Aviation has successfully relocated the fuel farm to the east side of the field. This move is beneficial for all involved as it increases safety by significantly reducing the number of times fuel trucks will have to cross the runway; increases efficiency and convenience for the flying public; and, increases revenue for the City by creating a long term land lease on the area the tanks will be located.

Crack Seal Machine To facilitate efficient, safe, and cost effective maintenance of the pavement systems at the airport an asphalt crack sealing machine was purchased and has proven to be a benefit to all users as well as the city; it will save us a lot of money in the long term. The airport's maintenance crew laid over 2,000 pounds of material in FY 13/14. We are very impressed with the safety, efficiency, ease of use, customer service associated with the machine.

Civil Air Patrol CAP is new on the field!

DASH Aviation, our multiengine flight school, has taught over 150 students since their business began in March 2013! Congrats to them on great success!

Events

- LHC6 Takes Flight!
- Maine Model Jet Rally 2013
- Many seminars, contests, benefits and socials put on by Southern Maine Aviation
- First Annual Touch A Truck
- Boy Scout Camporee

Cheers to the year to come!



M. Allison Rogers

Information Systems
July 2012– June 2013

This year the Information Systems Department worked on a variety of projects, many of which were public safety related. The old Police Department records server based on SCO Unix operating system crashed due to a hardware failure. The City purchased a virtual SCO license and had the data and programs from the old physical server ported over to a SCO virtual machine that runs in our VMware virtual environment. We can now keep that data “virtually” forever since that virtual machine is essentially now just a group of files for which we kept multiple backup copies. The IMC mobile switch computer was also virtualized to improve performance for the mobile data terminal computers used in the police cars. All of the old Data911 Windows XP mobile data terminal computers were replaced with PatrolPC computers running Windows 7. The PatrolPC computers are integrated one piece computers which allow for a simpler installation process than the old three piece Data911 units.

Many thanks to Sgt. Jason Wagner of the Sanford Police Department for his assistance in the evaluation and implementation of the new computers. Ten new Windows 7 computers were installed in the dispatcher positions of the Sanford Regional Communications Center in an effort to make these critical computers faster and more reliable.

Wi-Fi was deployed at Public Works to provide network coverage to the garage area. Wi-Fi improvements were also made at the City Hall and Police Station.

Apple iPads were issued to the City Council for them to view the electronic Council packets for meetings. The laptops that these replaced were getting old and in need of replacement. The iPads were less expensive than new laptops and more portable.

The City’s WebGIS mapping website was revamped with new technology that modernized the user interface and improved the performance of the website, especially when the aerial photography layers are displayed. The City obtained updated high quality aerial photography from the April 2012 flights after it was processed over the summer of 2012. This was obtained at a very reasonable cost due to the collaboration of the State of Maine, York County, and other area municipalities to split the cost of the flights and orthogonal correction of the photography.

Respectfully submitted,

Bill Botting
Director of Information Systems

Sanford Regional Communications Center



Sanford Regional Communications Center is a Public Safety Answering Point (PSAP) for all 9-1-1 calls made in Acton, Alfred, Kennebunk, Lebanon, Limerick, Hollis, Newfield, North Berwick, Old Orchard Beach, Sanford, Springvale, Shapleigh and Waterboro Maine. The center handles numerous seven-digit lines covering the partner jurisdictions' Police, Fire and Rescue Departments.

In 2013 the center handled **109,884** calls for service and **24,619** 9-1-1 calls. The Regional Communications Center provides the dispatching services for the York County Sheriff's Department and York County Emergency Management Agency. They have also become the repository for all of the warrants in York County. Sanford Regional Communications dispatches for nine area fire departments, as well as dispatching for the

Old Orchard, North Berwick, Old Orchard Beach and Kennebunk Police/Fire/Rescue departments bringing the total to 18 towns that utilize our dispatch center as well as the York County Sheriff's Department. The staffing level has increased from 6 full time dispatchers in 2007 to 20 full time dispatchers, and 8 part time dispatchers including 4 supervisors.

Sanford Regional Communications Center is staffed with highly trained individuals. They have many hours of training ranging from Emergency Medical Dispatch, data entry into the National Crime Information Center, operations of the Enhanced 9-1-1 system, and use of the Maine Telecommunications and Routing Operations system (METRO) for queries into the Maine Department of Motor Vehicles, among other things.

Sanford Regional Communication uses state-of-the-art technology that was upgraded to Next Gen 911 capability in July of 2014, allowing for additional information exchange and display for the dispatch staff and emergency services personnel to better provide service during emergencies.

Looking ahead into 2014-2015 we see a bright future and room for growth as we continue to strive for professionalism and compassion as we serve the needs of the City of Sanford / Springvale and our surrounding partners.

Parks and Recreation ~ July 2012- June 2013

Red Sox trips saw nearly 200 baseball fans attended during the summer cheering on the Red Sox at Fenway Park. 4th of July events went off well and a highlight saw the Drifters come to play a concert at Goodall Park. The Sanford Mainers drew large crowds and continued to entertain the fans. Many of the players have been highly regarded at both their schools as well as by the baseball Scouts that come to watch them. They continue to “keep their eyes on the dream”

Summer Camps 2012 saw significant numbers at all day camps. The department opened up our Day Camps to include children going into kindergarten. Sanford School Department is now offering full day kindergarten so it was easy for us to continue with this age group through the summer camps. Parents and campers are comfortable with the all day program. We did 4th grade through age 12 years for the older camps which resulted in high numbers at the SHS.

Summer Sport – Wee Ones Sports Camps were well attended. The Springvale Recreation Area continued to be very busy throughout the season and also saw some very nice and practical landscaping which will help to save the beach. This area has become a much sought after place for birthdays, family reunions and other parties of small to larger groups.

The fall brought the Sanford Parks and Recreation Dept. front and center with the Maine Children’s Cancer Let’s Dance with the Stars fund raiser. Mother/Son rendition of “Gangnam Waltz...” Many votes for Peter Hegarty from the children whom he worked with at summer camp gave the winning edge for the department. With many changes in the IS department – the web site was getting little attention. Lori Hegarty took over a major role in maintaining the Town/City Web site and in training other departments on how to maintain and input info into the site. We hope that it continues to develop and stay current with all activities in the City. Shawnee Peak 5 week downhill skiing program held on Sunday continued to allow for discounted rates for families to get acquainted with and continue skiing and being active in the winter. Trips to ski at Sunday River program kept the youth of Sanford snowbound on the weekends.

Winterfest – Kick off weekend same as Great Maine Outdoor Weekend - back to # 1 Pond (fishing, cookout, horse drawn wagon rides). Ice for skating was perfect up until a week and a half prior to the event. Snow was sparse when we needed it at Gowen Park so local contractor R. Pepin and Sons came in and fixed the bald spots on the hill. Many beautiful storms after and some gorgeous pictures were provided from Gowen Park to dazzle the web site. The department remains active in community collaboration with the S.O.O.S.T.A. (Sanford Out of School Time Alliance) program as well as the new Turbo Tuesdays program. In March we had “the President’s Own, Marine Corp Band” perform in the Veterans Memorial Gymnasium. The house was filled to capacity for this free concert featuring the country’s best musical talents that also serve their country.

Keep watching for more from the Sanford Parks and Recreation Department in the future.



City of Sanford, Maine Facilities Department

919 Main Street, Sanford, Maine 04073-3589
(207) 324-9130 FAX (207) 324-9142

Building Maintenance

The Sanford Facilities Department's primary mission is to provide the best possible facilities for our employees to work in, and for citizens and visitors to conduct business quickly and efficiently. We also recognize that our buildings are a visual representation of the City, and we strive to maintain the best possible image. Custodial maintenance for City Hall and the Police Station is provided by the department's two custodians. They provide the cleaning and preventive maintenance to keep the sophisticated systems operational. Custodial services for other City facilities are provided by the resident departments.

Despite our best efforts, building systems and equipment do wear and occasionally stop working. Simple routine repairs and replacements are typically handled by local contractors. When major installations or replacements are necessary, the Facilities Director reviews the engineering design, equipment specifications and facility changes to ensure that the most efficient, safe and appropriate equipment is installed according to the latest codes and standards.

Building Upgrades

From time to time, as departments change, we have the opportunity to make significant upgrades to our facilities. During this fiscal year, the Facilities Department managed renovations that allowed the Parks and Recreation department to relocate to the first floor of City Hall; a much more convenient location for their clientele. We also began renovations on the 4th floor including replacement of old windows and expansion of the sprinkler system to provide fire suppression coverage. New offices are being created there to house the Finance and Human Resources departments.

Regulatory Compliance

The facilities department is responsible for much of the regulatory compliance for the City. We are required to conduct regular inspections of facility systems, review and document safety procedures, and provide environmental reports to the Maine DEP and Maine EMA. During this fiscal year we were subject to a compliance inspection by the Maine Department of Labor (which enforces health and safety regulations for the public sector as OSHA does for the private sector). Many deficiencies were identified, but all of the Sanford Departments worked hard to get the issues corrected. As a result, fines that had been proposed were reduced to near zero.

Alex Hammerle, Director of Facilities

Sanford Police Department

City of Sanford, Maine

935 Main Street
Sanford, Maine 04073
(207) 324-9170 Fax (207) 324-9199

The past year has been challenging for the Sanford Police Department. We experienced an unprecedented loss of personnel due to injury (job and non-job connected), retirement, and resignation. We are currently engaged in an aggressive recruiting program with the goal of employing up to seven new police officers. This is always a challenge due to our strict hiring standards, competition with surrounding agencies, as well as the differentiation of salary and benefits. The Police Department's goal is to have all of the needed officers hired and attending the Maine Criminal Justice Academy by January 2015.

The Police Department has accomplished one of its major goals; all Sanford Police Officers are now trained in the Crisis Intervention Team (CIT) model. CIT was developed in Memphis, Tennessee, and is sponsored by the National Alliance on Mental Illness. CIT teaches critical communication skills, as well as proven techniques to de-escalate encounters with people who may be suffering from mental illness. Sanford is one of only three agencies throughout the State of Maine that has all of its personnel CIT trained.

While the source is slowly dwindling, the Sanford Police Department continues to use federal grant monies to fund training and purchases that would be impossible to otherwise fund. Starting next year, the agency will use grant funds to start training all officers in the LOCKUP method. LOCKUP is a nationally known program that teaches simple and effective use of force that reduces injuries to officers and arrestees. Many of the largest and most progressive police agencies in the United States teach the LOCKUP method.

Sanford Police Officers have closed several major cases this year to include the theft of the Goodall Commemorative Plaque from Central Park. Additionally, we have closed four of five commercial armed robberies: 7-Eleven in Springvale; Ocean Communities Credit Union; Lil' General Store; and, the SIS Branch in South Sanford.

Your police officers are working hard every day. Last year, they handled 30,000 calls for service, made nearly 1,200 arrests, wrote nearly 500 traffic citations, handled 700 motor vehicle accidents, and generated over 100 field interview reports of suspicious people. All of us, the men and women, sworn and civilian, who comprise the Sanford Police Department, are proud to serve you, the citizens of Sanford and Springvale.



City of Sanford
Fire Department
972 Main Street, Sanford, Maine 04073-3592



Emergency Services

CHIEF Steve Benotti

It is with great honor that I bring to you my first annual report of the City of Sanford Fire Department and emergency services. As many of you know I recently was sworn in as your new Fire chief after Jeff Rowe left to go to Kennebunk. We wish him the best and thank him for his many years of service to the city.

This year as in the past we are consistently responding to over 3600 calls for emergency service and are presently on track to do far more than that in the calendar year. I would like to list some of the accomplishments we have attained over the past year that help enhance or strengthen our service to the community:

- 1) A new pumper and forestry unit was brought on line and is now in full service replacing very old unreliable equipment.
- 2) Two of our three outdated cardiac monitors were replaced with state of the art new ones with enhanced capabilities.
- 3) We said goodbye to a longtime member Leo Letourneau who retired and Fire Marshal Peter Cutrer who left to work in Rochester NH. This brought Jarrett Clarke a new FF/Paramedic into the ranks and Patrick Cotter in to the Fire Marshal's Office.
- 4) Two of our 3 original thermal imagers were replaced which greatly enhances our search and rescue capabilities.
- 5) A new power stretcher was put in the frontline rescue to help reduce work related lifting injuries
- 6) A Labor-Management partnership was established to keep labor and the department working together towards common goals for the community.
- 7) Quality control program for our medical service has been enhanced through great efforts of our dedicated paramedic staff.
- 8) With a large anticipated turnover of personnel this year we have started the new promotional process to advance qualified individuals to fill the needed roles being vacated by retirements.
- 9) We still are waiting to hear on the disposition of our federal grant request which would bring diesel exhaust extractors into all of the fire stations for a healthier and cleaner work environment.

Personally, I wish to thank all the people of the community for your continued support of our emergency services as we are here for you. Thank you to all at City Hall, Police Department, and Public Works who work with us every day towards a common mission in our city. Lastly, I wish to thank the men and women of the Sanford Fire Department not only for their confidence and support they have shown me as their new chief but for the job they do each day for our city and the difference it makes to keep us all safe. You are the best. Thank you again for your support and we look forward to a safe and prosperous year ahead.

Respectfully Submitted,

Steve Benotti
Fire Chief

Phone (207) 324-9160 • 324-9162 • Fax 324-5672



City of Sanford

General Assistance Office

919 MAIN STREET, SANFORD, MAINE 04073
(207) 324-9110 FAX (207) 324-9124

Randy White
Director

General Assistance is a state mandated, municipally administered financial assistance program. It is designed to be a short term program of last resort for members of the community who are unable to provide their basic needs and are financially eligible for assistance. A general assistance application is for a period of only thirty days. Any future need requires completion of a new application and that conditions of eligibility are met.

An eligible applicant must use his/her own funds before any general assistance will be granted. The applicant will also be required to apply for any other available assistance programs to help minimize the financial burden on municipal property tax payers. It should be noted that all general assistance provided is reimbursed at fifty percent provided all state laws, guidelines and ordinances are followed.

General assistance was granted to approximately 2.7 percent of the City of Sanford population at least once during the 2012-2013 fiscal year. Half of those cases involved assistance being granted only once.

The average amount of assistance granted during the 2012-2013 fiscal year was approximately \$400.00 per person for the entire year. Almost half of all general assistance recipients are children.

The general assistance office also manages the Imelda Fund, a local donation based fuel assistance fund. It also coordinates efforts with the Sanford Food Pantry to distribute holiday meals in the community as well as assisting community members with locating other programs that may be able to provide assistance.

The General Assistance office holds walk-in hours every Monday from 9:00 AM until noon. This is the most efficient way of beginning the application process. Formal applications are held by appointment only and require an applicant to gather many documents. An application can take more than an hour to complete. Appointments are scheduled on Tuesdays, Wednesdays or Thursdays.

The General Assistance phone line (324-9110) is available twenty-four hours a day and will always go to voicemail. Calls are returned in the order they are received during normal business hours.

Please note the General Assistance Office does not *provide* housing. It is the applicant's responsibility to locate available housing when applying for help with housing.

OFFICE OF THE TREASURER AND CITY CLERK
Tax Collection/Voter Registration
Paula Simpson – City Treasurer/Tax Collector
Susan Cote – City Clerk/Voter Registrar

The Office is responsible for Real Estate/Personal Property Tax Collection, Vehicle Registrations, Dog Licenses, Recreational Licenses and Recreational Vehicle Registrations Vital Records/Licenses and Voter Registration. The Treasury is responsible for the collection of City/School revenue, the management of cash flow and investments, the reconciliation of bank accounts and trust accounts, the administration of state/federal grants, tax increment financing administration and debt service.

CITY OF SANFORD BONDED DEBT SERVICE
June 30, 2013

	Original Amount	Current Principal	Last Payment
Municipal			
Anderson Learning Ctr	\$ 131,000.00	\$ 23,818.00	03/20/2019
Airport Improvements	\$ 670,000.00	\$ 191,430.00	11/01/2014
PW Complex/Fire Dept	\$1,100,000.00	\$ 440,000.00	05/01/2017
Roundabout	\$ 800,000.00	\$ 172,476.00	11/01/2013
Millyard Road	\$1,500,000.00	\$1,100,000.00	11/01/2023
Misc Bond	\$1,350,000.00	\$ 990,000.00	11/01/2023
PD/Misc Bond	\$6,210,000.00	\$5,653,273.00	11/01/2030
	Total:	\$8,570,997.00	
School			
School Renovation	\$1,000,000.00	\$ 0.00	10/12/2012
School Paving	\$ 600,000.00	\$ 120,000.00	11/01/2014
School RLF	\$ 317,000.00	\$ 126,800.00	11/01/2016
School RLF	\$ 248,175.00	\$ 32,957.00	11/01/2014
School RLF	\$ 128,558.00	\$ 28,462.00	11/01/2015
School Heating Bond	\$ 650,000.00	\$ 520,000.00	11/01/2016
	Total:	\$ 828,219.00	

RECAPITULATION

<u>Tax Collector/City Clerk</u>	<u>Amount Collected</u>
Excise (auto)	\$ 2,659,977.19
Excise (boat)	13,494.10
Excise (aircraft)	10,978.05
2012-13 Real Estate Taxes	24,542,417.31
2012-13 Supplemental Real Estate Taxes	1,477.98
2012-13 Personal Property Taxes	1,211,045.67
2012-13 Supplemental Personal Property Taxes	1,193.60
2011-12 Real Estate Taxes	248,362.70
2011-12 Personal Property Taxes	14,693.04
2010-11 Personal Property Taxes	1,963.09
2009-10 Personal Property Taxes	1,438.06
2008-09 Personal Property Taxes	884.18
2007-08 Personal Property Taxes	31.96
2006-07 Personal Property Taxes	444.38
2005-06 Personal Property Taxes	557.82
2011-12 Real Estate Tax Liens	357,143.41
2010-11 Real Estate Tax Liens	426,944.55
2009-10 Real Estate Tax Liens	4,580.29
2008-09 Real Estate Tax Liens	603.17
Interest	55,315.94
Tax Lien Interest	50,117.09
Tax Lien Costs	1,408.59
Investment Interest	357.02
Certified Mail	678.50
Demand Fees	354.00
Licenses and Fees	61,260.15
Impoundment Fees	2,770.00
Animal Welfare Late Fees	6,675.00
Vehicle Registration Fees	36,817.02

TOTAL: \$29,713,983.86

2012/2013 REAL ESTATE TAX ABATEMENTS BY DATE

Name	Map/Lot	Reason	Amount
Cocchiaro Jr. Philip/Joanne	R23/21/13	Bill issued to wrong owner	\$1,477.98
Quandt, Alexander E.	R16B/13	Assessment adjustment	\$ 92.74
Matoin, Anton/Karen L.	K14/1	Assessment adjustment	\$ 608.58
Carpenter, Hazen/Constance	R2/50	Assessment adjustment	\$ 792.12
Ellis, John A./Ellis III, John A.	R16A/15	Assessment adjustment	\$ 139.10
Mapes, H. Allen	J29/26	City owned property	\$1,887.69
Lincoln St. LLC	J29/87	City owned property	\$3,436.16

2012/2013 RE Tax Abatements	Continued		
Torres, Francia	J27/30	City owned property	\$1,013.31
North Parish Congregational	K29/27	Adjustment of building value	\$ 606.65
Benjamin Franklin Realty Trust	R9/31	Assessment adjustment	\$ 309.12
Cote, Joseph/Demaris	R9/31C	Assessment adjustment	\$ 253.09
People's United Bank	R15/55A	Assessment adjustment	\$1,684.70
Pouravelis, George/Ellen	J19/18	Assessment adjustment	\$ 345.83
Boisvert, Rachel R.	J25/11	Assessment adjustment	\$ 336.17
Andrews, Hubert W./Kelly J.	I35/2	Adjustment for shoreland zoning	\$ 243.43
Bruno, Steven G.	K18/8A	Assessment adjustment	\$ 347.76
Pensco Trust Co. Custodian	R18A/74A/1	Assessment adjustment	\$ 280.14
Pensco Trust Co. Custodian	R18A/74A/2	Assessment adjustment	\$ 280.14
Pensco Trust Co. Custodian	R18A/74A/3	Assessment adjustment	\$ 280.14
Pensco Trust Co. Custodian	R18A/74A/4	Assessment adjustment	\$ 280.14
OSJ of Sanford	R15/21F	Assessment adjustment	\$4,300.63
Rivard, Roland L./Michele V.	R4/9A	Assessment adjustment	\$ 54.10
Hewey, Robert R./Maureen	R15A/117	Assessment adjustment	\$ 614.38

2012/13 PERSONAL TAX ABATEMENTS

Name	Property ID #	Reason	Amount
Shaughnessy, John	10763	Duplicate account	\$ 92.35
Comeau, Michelle	11866	Moved camper March 2012	\$ 90.22
Steinmetz, Richard DPM	10618	Assessment adjustment	\$ 230.49
US Bankcorp Equipment	11368	Assessment error – supplemental	\$ 125.58
Kennebunk Savings Bank	11514	Assessment error	\$ 336.42
Advanced Building Products	11093	BETE allowed	\$10,113.53
Advanced Building Products	11093	Computation error	\$ 1,511.50
Residential Mtg. Services, Inc.	11355	Business closed January 2012	\$ 193.20
Plaisted, Don/Sandra	11926	Camper registered	\$ 232.42
Culligan	11748	Business sold	\$ 38.64
Binette, John/Doris	11765	Billed in error	\$ 61.44

OUTSTANDING TAXES

2012 REAL ESTATE TAXES

Customer Name	Property ID	Unpaid Balance
AINSWORTH RICHARD JR	00R230005F00000	\$28.98
AINSWORTH RICHARD JR/PAMELA	00R230005C00000	\$4,128.68
ALLAIN ERIC/CONSTANCE	00R150096B00000	\$4,464.85
ALLAIRE LORRAINE	00J380001300000	\$1,756.19
AMES KERRY A	00R160005G00000	\$1,147.61
ANDERSON HILDEGARDE/JEFFREY M	00K140003400000	\$2,530.92
ANDERSON SARAH JO	00R6A0000900000	\$1,906.88
ARSENAULT RICKY D TRUSTEE OF THE	00R180004800000	\$827.81
ASHE ALFRED O/ADA M	00K380000600000	\$1,346.60
BACHAND SYLVIA C	0R12G0001300000	\$2,986.87
BAGLEY ANNA M	00I140001700000	\$2,343.52
BAGLEY MANAGEMENT INC	00K140003300000	\$1,460.59
BALDWIN DAVID P/ADELE L	000R20006900000	\$1,454.80
BALL DENNIS L & WILLIAMS KAREN L K	000R20018A00000	\$75.00
BAMMEL DALE J & SAMUELL LEIANN J (JTS)	00L270004400000	\$1,025.89
BANGS MOBILE HOME PARK LLC	00R220004000000	\$629.83
BANGS MOBILE HOME PARK LLC	0R13F0001400000	\$908.04
BANGS MOBILE HOME PARK LLC	0R13F0006A00000	\$925.43
BARRIEAU KATHLEEN A	00R120090A00047	\$409.58
BARTLETT STARR	00R190010000034	\$1,452.86
BEAUCHESNE BRIAN A	00L270000600000	\$1,374.62
BEAUCHESNE BRIAN A	00L310011B00000	\$1,296.37
BEAUCHESNE MONA	00K280001800000	\$981.46
BEAUCHESNE MONA	00L280005000000	\$2,192.82
BEAUDOIN DANIEL/KATHLEEN	00J270004300000	\$622.53
BEDELL LYLE R/MARIANNE E	000R70001A00000	\$3,835.02
BEETY P KEITH HEIRS OF	00K170002900000	\$550.33
BENNETT ROBIN	00R230002100025	\$202.86
BENOIT SR ROBERT M	000R30000900000	\$2,020.87
BERG DIANE E	00R120002900000	\$2,695.14
BERNIER DONALD/PAULINE	00R160002A00000	\$6,277.87
BERNIER PAULINE	00J310003200000	\$2,420.80
BERTRAND ERIC N/LAURETTE D	00L360044A00000	\$3,332.81
BERUBE DOROTHY I HEIRS OF	0R16A0001700000	\$869.49
BETH ADAM	00G300015B00000	\$389.30
BICKFORD VALMORE A	00H290002700000	\$2,760.27

BIRCHWOOD LAND MANAGEMENT INC	00R130001300001	\$220.25
BIRCHWOOD LAND MANAGEMENT INC	00R130001300002	\$278.21
BIRCHWOOD LAND MANAGEMENT INC	00R130001300003	\$222.18
BIRCHWOOD LAND MANAGEMENT INC	00R130001300004	\$208.66
BIRCHWOOD LAND MANAGEMENT INC	00R130001300005	\$222.18
BIRCHWOOD LAND MANAGEMENT INC	00R130001300006	\$226.04
BIRCHWOOD LAND MANAGEMENT INC	00R130001300007	\$220.25
BIRCHWOOD LAND MANAGEMENT INC	00R130001300008	\$220.25
BIRCHWOOD LAND MANAGEMENT INC	00R130001300012	\$1,066.46
BISELL KAREN L & RICHARD (JTS)	00R20056A00000	\$3,050.63
BISSON GLORIA	00J320005100000	\$737.80
BLANCHETTE THOMAS M/LISA A	00G320000900000	\$372.44
BOISVERT WILLIAM/CHERYL	0R15A0011600000	\$638.36
BOUCHARD NORMAN J	00M270002900000	\$1,630.61
BOURQUE DAVID J & DIANE J	00R160002900000	\$445.16
BOWDEN BRIAN W	00J170003700000	\$1,164.99
BRADFORD WILLIAM K	00J370001300000	\$586.91
BRAULT BRENDA	00R130010000009	\$425.04
BREARY LIMITED PARTNERSHIP	00K370001200000	\$1,997.53
BROCHU JAMES N/NINA S	00L320001500000	\$2,297.15
BROOKS ROBERT ALEN	00R100001700000	\$1,522.42
BRUNO STEVEN G	00K180008A00000	\$4,349.71
BRUNO STEVEN G	00K180008B00000	\$3,102.79
BRUNO STEVEN G/KAREN	00J320001100000	\$3,444.76
BRUNO STEVEN G/KAREN P	00K170001900000	\$2,376.36
BURGESS DANIEL/CAROLYN	00R30029E00000	\$1,850.85
BURKE DONALD HEIRS OF	00R190010000026	\$234.74
BURNS WILLIAM T & GILLIAM MELISSA M	0R24A0002300000	\$1,284.78
CABANA DONALD/DOROTHY	00J170002100000	\$1,375.58
CALVARY BAPTIST CHURCH OF SANFORD	00I280000400000	\$1,464.45
CAMERON CATHRYN & DAVID	00R120090A00005	\$237.64
CANBURY HOMES INC	00R150038D00000	\$22.19
CANNING RALPH III/MEGAN	00I290006500000	\$1,821.88
CANTIN DORIS R	00I270003100000	\$2,843.90
CAPEN PAULINE	00F280000500000	\$1,483.51
CARNES EDWARD & LORRAINE	00R120090A00017	\$227.97
CARON ROSE	00J300000100000	\$3,187.80
CARR JOYCE	00R190010000011	\$1,116.70
CARRIER ELEITA L HEIRS OF	00L330000900000	\$625.97
CARSON PHILOMENA HEIRS OF	0R21A0005300000	\$2,233.39
CARTER KENNETH	00J180001500000	\$3,319.18

CARTER LISA	00H180007C00000	\$1,473.15
CAVANAUGH WILLIAM M JR	00L260000700000	\$2,015.08
CHAPMAN RICHARD C SR/SANDY L	00R120007400000	\$702.48
CHASE STILLMAN N & GERALDINE E	00R130010000064	\$1,622.88
CHASSE CARL A	000R70000200000	\$5,946.70
CHASSE CARL A	000R70002B00000	\$4,082.32
CHASSE RALPH	000R70002A00000	\$509.35
CHERRY JOYCE M	00L270005200000	\$2,364.77
CHRISTENSEN MARTHA J HEIRS OF	000R10000500000	\$3,180.07
CLARK MICHAEL W	00R130010000006	\$106.26
CLARKE JONATHAN/ZELMA	000R40002500000	\$4,462.92
CLERICO STEVEN M	00K320003600000	\$4,905.35
CLIFTON JOHN H & HILTON CLIFTON ROBIN	00R150037A00000	\$6,126.37
CLOUTIER JILL M	00R120011400000	\$1,394.90
CLOVER LEAF INVESTMENT PROPERTIES	00J280000700000	\$3,232.24
COFFEREN MAURICE	00K130001600000	\$2,103.95
COFFEREN MAURICE L	00R220034D00000	\$1,829.60
COGNATO ANTHONY J JR	0R24B0001500000	\$1,227.43
COLBY JAY W/MARCIA S	00R220005500000	\$1,355.45
COLBY JAY W/MARCIA S	00R220018F00000	\$465.81
COLE LISA M	00R210038A00000	\$3,429.30
COLTON MATTHEW J	000R80002800000	\$6,845.08
COLUNI LOUIS J/DORIS	000R50012C00000	\$344.09
COOK DAVID	00K320004600000	\$4,327.68
COOLEN ROBIN L	00K180000500021	\$2,187.02
CORLISS YVONNE R	000R90004600000	\$2,453.64
COTE EMILE D	000R90010B00000	\$305.25
COTE JOSEPH R	00R230002100029	\$1,180.45
COTE ROLAND A/LINDA	00J140000800000	\$1,152.44
COTE SUZANNE S	00K140000400231	\$1,676.98
COURTNEY E TERRY J & JONATHAN T E TRS	00R150024A00000	\$8,539.44
CRABTREE JOHN K HEIRS OF	00K250000600000	\$2,239.19
CRAM CLARK C	00R110004200000	\$4,746.92
CRAM CLARK C	00R110008200000	\$4,509.29
CROTEAU ROBERT H/BEAUDETTE DAVID L (JTS)	00J300002900000	\$2,886.41
CRYSTAL JOHN R/KATHERINE	00K360005000000	\$909.00
CUDMORE ALLEN C/NANCY C	00I250001300000	\$2,073.04
CURIT LILLIAN F HEIRS OF	0R13F0000800000	\$1,340.81
CX4 MANAGEMENT LLC	00K280000100000	\$2,480.69
CYR KARL L/WENDY L	00F280005A00000	\$40.57
DAIGLE ROBERT & DENISE	0R13F0000200001	\$1,678.91

DAILY ADAM S	0R16A0005A00000	\$890.65
DAUTEUIL MICHAEL J	00H290001000000	\$1,163.06
DAVIDSON WALTER J/RACHEL M	00R190023J00003	\$594.49
DAVIS LINDA J	000R20003B00000	\$646.25
DAY DALE & GENDRON DENISE	00I140002100000	\$599.88
DEARBORN ROGER M	000R60002300000	\$2,515.46
DEBOER VIRGINIA M	00L270006900000	\$1,398.77
DEGIACOMO KIMBERLY A & ALEXANDRIA L &	0R13F0000700000	\$2,088.49
DELANO TROY	00R190030B00000	\$991.12
DELISLE DANIEL P/CHERYL	00K310000800000	\$2,038.26
DEMERS SUSAN J	00I270007A00000	\$431.96
DENNIS MICHAEL J JR/JOHN H	0R16A0008100000	\$670.40
DENNIS PATRICIA	0R16A0008100001	\$1,182.38
DENNIS PATRICIA A & SHANNON K (JTS)	0R16A0003900000	\$631.76
DENNIS PATRICIA A & SHANNON K (JTS)	0R16A0004200000	\$57.96
DEROCHE ROGER H & ROBERT	00G280001800000	\$2,654.57
DESMOND DENNIS P/LINDA M	00R120046D00000	\$476.16
DEZAN LEE F/GAIL M	000R20041C00000	\$1,251.94
DIANNI ANDREA	00R6A0004A00000	\$1,858.58
DO KELLY J	000R20002600000	\$1,481.84
DOIRON JOHN C	00N290001000000	\$327.94
DORE KELLY C	00I340000300000	\$1,128.73
DOUGHTY BRIAN D SR/DIANE J	00R230010A00000	\$2,306.80
DOUGLASS CLAYTON & CORINNE	00R190010000058	\$1,588.10
DOWEY GLENN J	00R150025A00000	\$3,429.30
DOWEY MICHAEL G HEIRS OF	0R12A0000500000	\$3,392.59
DRAKE MONICA	00R130010000054	\$276.28
DREW GARY A/SUSAN J	00R230014F00000	\$670.20
DUBOIS ROBERT W/PATRICIA A	00K330006700000	\$536.13
DUCHARME ARMAND	00J140001500000	\$735.88
DUDLEY RICHARD W/ELIZABETH J	0R19A0012900000	\$2,349.31
DUGAS JOSEPH W & KATE M (JTS)	0R16A0005B00000	\$985.09
DUGRE DAVID HEIRS OF	00R120067A00001	\$504.25
DUMAS ARTHUR H TRUSTEE	00R110029A00000	\$1,901.09
DUMAS RAYMOND J/KAREN L	00L150000700000	\$1,910.75
DWYER ANNE M	00L250000300000	\$2,113.61
EARL ANDREW/VANESSA	000R80061B00000	\$59.89
EASLEY RICHARD M	00K280003400000	\$2,556.04
ELDREDGE JR MICHAEL P TRUSTEE	00R150009600000	\$3,529.76
ELLIS DOUGLAS B	00R200001500000	\$3,002.33
ELLIS JOHN A & ELLIS III JOHN A (JTS)	0R16A0000400000	\$52.16

ELLIS JOHN III	00R200001G00000	\$3,042.90
ELWELL WILLIAM L	000R90000200000	\$2,820.72
EMERSON KATHY ANN	00R100007C00000	\$2,944.37
EMMANUEL CHRISTIAN FELLOWSHIP	00I280007300000	\$1,555.26
EURISKO PROPERTIES LLC	00J310056A00000	\$2,047.92
EVERETT DOLORES J	00G280002500000	\$805.47
FAJARDO JAIME	000R20007800000	\$2,780.15
FANELLI FRANK JR	0R16A0006700000	\$1,172.72
FARLEY PETER J/JUSTINE	00R210001700000	\$1,348.54
FARLEY PETER/JUSTINE B	00R210000400000	\$1,541.74
FARLEY PETER/JUSTINE B	00R210004A00000	\$355.49
FARNSWORTH SUZANNE K	00R160005T00000	\$1,103.17
FARRER REX L/TORI L	0R12A0006A00000	\$3,773.20
FARRER REX LEE	00R150008300000	\$2,542.51
FARRIS HARRY & GERALDINE	00I280010100000	\$2,598.54
FARRIS HARRY & GERALDINE	00I280012300000	\$3,979.92
FENDERSON DALE R	00R170001D00000	\$85.87
FENDERSON IRENE G HEIRS OF	0R17A0011A00000	\$626.82
FERNALD MICHAEL J/LINDA S	00R140030A00000	\$498.23
FINK RONALD M	00R250002A00000	\$104.06
FLEMING CHRISTINE	0R14C0001400000	\$1,493.04
FOLLETT GRACE E/STANLEY JR	00R170001100000	\$3,015.85
FORD EDWARD	00J170000200000	\$2,384.09
FORTUNE ERINN D & NICOLAI J (JTS)	00J160001600000	\$1,617.08
FRECHETTE ROBERT R II	00K270026A00000	\$1,690.50
FREEMAN MICHAEL C	00R120090A00050	\$154.56
FREITAS JOSE L/BELINA C	00J240000900000	\$2,127.13
FRENCH DANIEL R & TIA E (JTS)	00J310000200000	\$930.26
FROST BONNIE J	00G290011B00000	\$289.80
FURBISH JONATHAN KEITH	00R220010A00000	\$3,883.32
FURBISH ROSEMARIE	00K380001800000	\$344.98
GAGNE CINDY H	000R50000900000	\$1,873.73
GAGNON KAREN L	000R20059A00000	\$917.70
GAGNON LORI	00R130010000076	\$542.89
GAGNON RUTH A HEIRS OF	000R20005600000	\$3,272.81
GAGNON SANDRA M/RAYMOND J/RONALD D &	00R180006300000	\$886.79
GALBALLY REALTY TRUST	00L250001800000	\$2,727.98
GALE HARVEY L/CAROL ANN	00I180001400000	\$484.93
GALLANT ELEANOR C	00R130010000044	\$56.00
GALLANT PAUL	00R230002100018	\$436.63
GARDNER AARON M	00J320000400000	\$122.51

GATEWAY PROPERTIES LLC	00J290001800000	\$10,784.42
GENEST THOMAS R/KELLI	0R11C0002600000	\$5,382.55
GEOTECHNICAL PARTNERSHIP INC	00L260003200000	\$1,195.91
GERRISH ERROL D/PAULA L	00R50019H00000	\$1,986.09
GERTH KIM C	00J270003900000	\$2,028.60
GIBBS SANDRA M	00H290000900000	\$530.33
GIBSON LINDA	00R190010000056	\$500.39
GOODWIN SHELLY A	00R60045A00000	\$3,966.40
GRANT SHIRLEY/ROBERT	0R17A0004100000	\$1,582.31
GREENLAW ROBIN LEE	00H290005200000	\$2,103.95
GREGOIRE MARK ANTHONY SR	00R160005Y00000	\$2,992.67
GUERCIO JR PAUL J	00L160000200000	\$4,370.18
H & J LLC	00R150012500000	\$6,311.84
HACKETT RAYMOND & BRENNAN NANCY	00K190000100000	\$2,387.95
HALL GLORIA M PERSONAL REPRESENTATIVE OF	00R300010000000	\$554.29
HALL KAREN & SCOTT ERWIN M	00R120090A00025	\$69.55
HALL MICHAEL J & DURGIN JESSICA L (JTS)	00R200002200000	\$264.68
HAM DAVID A/LINDA C	00R30039A00000	\$4,236.88
HAM DAVID/LINDA	0R12D0002200000	\$1,406.50
HAMMOND GARY/LAURIE	00R150120C00000	\$1,562.99
HANSON KAREN L	00R80008000001	\$1,414.22
HARMON KEVIN A/LINDA M	00R180000800000	\$1,402.63
HARTFORD DIANNE A & MACCORMACK PETER J	0R13F0000900000	\$1,789.19
HARTIGAN SCOTT J/LAUREN	00I300000400000	\$842.93
HASKELL BETSY A	00I310000500000	\$1,586.17
HEWEY ROBERT	00R120090A00070	\$147.80
HICKS CATHERINE J	0R13F0000500000	\$2,316.47
HIGH STREET RENTAL PROPERTY LLC	00I290004600000	\$2,241.12
HILL ROBERT H/MARIE	00R210037D00000	\$1,530.14
HOBBS JOAN	0R15A0000500000	\$734.16
HOBBS JOAN F	00R110000600000	\$2,231.46
HOBBS JOAN F & TRESS JUDITH M	0R15A0001500000	\$2,270.10
HOBBS JOAN I	00R110000700000	\$3,707.51
HOEL FRANCES P	00R150005300000	\$3,929.69
HOEL FRANCES P	00R150005400000	\$4,314.16
HOLDEN WAYNE	0R16A0007600000	\$714.84
HOLMAN CLIFFORD JR/GLENDA	00R250001200000	\$2,984.94
HOLMAN CRAIG	00I290007000000	\$1,928.14
HOOSE KARL V	00R170001300000	\$13.12
HORR ARLO J/JENNIFER L	00R60007000000	\$3,630.23
HOWES ERIC & CAMIRE HEIDI & GAGNE CINDY	00R50000100000	\$1,819.94

HOWES ERIC & CAMIRE HEIDI & GAGNE CINDY	00R50000100001	\$826.90
HOWES ERIC & CAMIRE HEIDI & GAGNE CINDY	00R50000800000	\$4,076.52
HOWES ERIC & CAMIRE HEIDI & GAGNE CINDY	00R50005400000	\$3,610.91
HOWES ERIC & CAMIRE HEIDI & GAGNE CINDY	00R50008B00000	\$359.35
HUBERT NORMAN	00R130010000003	\$59.89
HUFF KENNETH W	00J170001200000	\$2,438.18
HUPE LYNN A	00I350016A00000	\$2,299.08
HUSSEY CHARLES H	00R220034K00000	\$1,296.37
HUUSKONEN NYRIK T AS TRUSTEE OF THE	00K320004400000	\$1,657.66
J P CONSTRUCTION INC	00R20005200000	\$3,081.54
JACK BLAINE H/LOIS H	00J310033A00000	\$512.50
JACKSON SCOTT	00R130010000043	\$222.18
JAGGER MILL LLC	00R150006900000	\$2,706.73
JAGGER MILL PROPERTIES LLC	00R150020400000	\$2,158.35
JALBERT DENNIS	00I250000400000	\$2,528.99
JANNEY VINCENT	00M270000200000	\$2,451.71
JENSEN BETHANY D	00K360004800000	\$322.64
JOHNSON DENISE V	00R20001C00000	\$3,527.83
JOHNSON SR ROBERT J	0R25A0001000000	\$2,915.39
JONES ROBERT L JR	00K190004300000	\$1,023.44
K & S DEVELOPMENT INC	00R70026D00001	\$182.57
K & S DEVELOPMENT INC	00R70026D00002	\$195.13
K & S DEVELOPMENT INC	00R70026D00003	\$186.44
KANE BARBARA	00R200000800025	\$707.11
KER SOKHAN/SOKHA	00R120027C00000	\$2,357.04
KILSON LINDA M & KEENAN E	00H300001800000	\$723.27
KING MARY E	00H260000300000	\$2,822.65
KINGSBURY BOBBY C	00R180055C00000	\$1,580.38
KINGSBURY BOBBY/FREDERICA	00R150009A00000	\$2,867.09
KIRKPATRICK ASHLEY A	0R13A0000400000	\$1,452.86
LACHANCE ROBERT	00J270004900000	\$3,109.20
LACROIX LOUIS R	00R120006400000	\$376.20
LAKESIDE VENTURES LLC	00J170000600000	\$4,136.41
LANDRY CHARLES P/DONNA M	00K320004900000	\$1,960.98
LANE PRISCILLA M & NATHAN (JTS)	00R150036A00000	\$1,927.40
LAPERRIERE GARY L/WENDI A	0R15B0001200000	\$8,371.36
LAPERRIERE WENDI A & GARY L (JTS)	0R19A0016700000	\$1,785.17
LAUZIER DONNA	00I350001100000	\$1,638.34
LAUZIER WAYNE A/DONNA L	00I350010A00000	\$54.10
LEBEL RAYNOLD C/JOAN M	00J310007000000	\$1,307.96
LEBLANC KEVIN T/THERESA M	00R110024A00000	\$1,025.89

LECLAIR CLEORA/RICHARD	00J170003900000	\$3,346.22
LEGERE LEON P HEIRS OF	00K280004300000	\$1,556.22
LEGERE MICHELLE	00K200001000000	\$2,360.90
LEGERE SANDRA A & AUSTIN ROBERT L JR	0R24A0003100000	\$1,112.83
LEGERE SANDRA A & AUSTIN ROBERT L JR	0R24A0004200000	\$882.92
LEHOUX MICHAEL A/ADA A	000R70006A00000	\$874.23
LEMACK MICHAEL	0R15A0011100000	\$1,839.26
LEMIRE TROY A/EILEEN	00R110024C00000	\$644.27
LEMIRE TROY A/EILEEN	00R110023A00000	\$348.42
LEMOTE NORMAN	00R200000800017	\$225.50
LEONARD NICOLE E/WILLIAM G	00J190002400000	\$4,354.73
LEPAGE ROBERT	00R190010000054	\$158.42
LETOURNEAU RENE A HEIRS OF	00I290001700000	\$1,217.16
LEVESQUE LOIS B	0R12C0001200000	\$996.91
LEWIS CHRISTOPHER I LIFE ESTATE	00K340002800000	\$813.01
LIBBY DANA A & KATHY K (JTS)	00K200002700000	\$3,019.72
LIBBY DANA A/KATHY K	000R20040200000	\$7,061.46
LIBBY JASON E	00R120090A00046	\$231.84
LIBBY JOANNE	000R50045D00000	\$3,195.53
LIBBY LEWIS W/CHRIS A	00I180002100000	\$1,835.40
LINDVALL JAMES W & MITCHELL CAROL &	00I290000600000	\$2,687.41
LINDVALL JAMES W & MITCHELL CAROL L &	00J130001200000	\$1,891.43
LITTLEFIELD KAREN L	00L150002700000	\$1,297.34
LOWN BRADLEY M TRUSTEE	0R16B0000300000	\$1,646.06
LUNNY ROBERT J JR	00K210001200000	\$3,118.25
LYMAN KAREN B	00H300003300000	\$2,482.62
MACK RENEE A	00I290001900000	\$2,387.95
MAINE MOBILE HOME PARKS LLC	00R230021B00000	\$898.38
MAK NAO & SAYASENG KIM & KIMMI	0R19A0004700000	\$676.00
MANETTI AMY	00R190023F00000	\$2,913.46
MARCEAU JOSEPH & KERRIGAN LINDA	00H300022H00000	\$121.72
MARCEAU RICHARD	00K290001500000	\$2,940.50
MARSHALL PETER	00K140000400235	\$1,676.98
MARTEL PATRICK	00R190010000017	\$237.64
MARTEL RAYMOND J/EDWINA	000R10013C00000	\$2,235.32
MARTINEZ GREGG J	00J170001100000	\$5,463.70
MATERESE ALFRED J HEIRS OF	00L170000100000	\$2,882.54
MATHIEU JAMES L	00L310001600000	\$580.72
MATHIEU JAMES L & CAROL ANN	00K330006200000	\$1,881.77
MCCALL RAYMOND B & BONNIE J	00R190010000052	\$341.96
MCCORMICK JILL E	00I220000200000	\$2,811.06

MCCORMICK JILL E	00I220002A00000	\$666.54
MCCORMICK JILL E	00I220002B00000	\$204.79
MCCORMICK ROBERT P	00J310000700000	\$3,197.46
MCLEAN NORA K	00K140000400236	\$745.87
MITCHELL LAWRENCE & MUIR TRACY	00R150011400000	\$1,525.35
MONDOUX MICHAEL/BARI	00R210001E00000	\$3,585.79
MORAN TIM	00R130010000001	\$314.92
MOREHART MICHELLE	00R150011700000	\$1,360.13
MORIARTY PAMELA G	00J130001600000	\$106.26
MORIARTY PAMELA G	00J130001700000	\$127.51
MORIARTY PAMELA G	00J130003200000	\$179.68
MORIARTY PAMELA G	00J130003500000	\$2,395.68
MORIARTY PAMELA G	00J130003800000	\$173.88
MORISSETTE GARY R/LESLIE A	00L120002200000	\$1,305.06
MORISSETTE GARY R/LESLIE A	00L120002300000	\$401.85
MORRISSETTE GERRY/KATHLEEN	00R150120E00000	\$1,151.47
MOSES NANCY A	00J330001700000	\$2,030.53
MOSHER BRIAN W & JOAN I	00M290006900000	\$127.51
MOUSAM VALLEY MOTEL	000R20004200000	\$3,234.17
MURPHY CARMEN F	00H300003600000	\$2,749.24
MURPHY PHYLLIS M	00R100009H00000	\$4,294.84
MWPI 8 LLC	00J320004200000	\$991.11
NASON JAMES H	000R80003600000	\$4,864.78
NEVISON RICHARD/DOUGLAS	000R40001200000	\$1,149.54
NEWFIELD DESIGN INC	00R110041D00000	\$2,167.70
NEWHALL PEGGY S	00R120007100000	\$1,831.54
NEWTON KENNETH J & QUINT TINA M	00R240004100000	\$4,026.29
NICHOLS ALAN N	00R110060B00000	\$3,630.23
NOBLE ARTHUR E/AMANDA M	00R160004B00000	\$3,191.66
NOHR GABRIEL & LORI A	00L210001100000	\$2,565.70
NORDMANN MUNDAY	000R10006E00000	\$1,539.80
NORMAND PAUL R	0R13A0000500000	\$2,977.21
NORTON LYNNE M	00R120090A00065	\$409.58
NORTON SR HARRY & TSAMPAS CONSTANTIN	00I290003300000	\$2,214.07
O'CONNELL GARY F/RYAN S	00K150004600000	\$1,727.21
OAKWOOD INN LLC	00K310002000000	\$6,675.06
OAKWOOD INN LLC	00K310002200000	\$372.88
OAKWOOD INN LLC	00K310002300000	\$3,709.44
PAIEMENT MICHAEL/SUZANNE	00F280000700000	\$1,705.99
PAIEMENT SUZANNE J	00F280001500000	\$653.02
PALADIN FUND II LLC	00J160005000000	\$993.05

PALMER DONALD	000R20002300001	\$1,259.66
PALMER ELEANOR	000R20006800000	\$786.41
PALMITESSA JOHN J & PAMELA J	00R150021C00000	\$641.42
PALMITESSA JOHN J & PAMELA J	0R15B0002A00000	\$150.69
PALMITESSA JOHN J/PAMELA J	00R150021D00000	\$4,721.81
PAPALE ELLEN M	00R200000800009	\$1,311.83
PAQUET DANNY Y	00R190005700000	\$6,736.88
PAQUETTE HOLDINGS LLC	00K300004300000	\$3,912.30
PARENT KAY D/GORDON J	00R230022A00000	\$1,499.89
PARSONS THERESA	000R20004A00000	\$555.53
PATERSON SANDRA R	0R15A0011000000	\$3,912.30
PAUL BERRY	00R130010000078	\$349.69
PELLETIER PASCAL/LAURETTE	00R110022C00000	\$1,576.51
PELLETIER SARAH	00R120090A00038	\$270.48
PELLETIER SHIRLEY A	0R12C0001800000	\$1,716.37
PEPIN SYLVIO	00I240000200000	\$677.10
PERREAULT MARCEL (LIFE ESTATE)	000R90002300000	\$4,225.28
PERREAULT MARCEL (LIFE ESTATE)	000R90002300001	\$533.23
PERRY ALLISON	00R110002800000	\$3,396.46
PETERS DONALD/PAULINE	00K380002700000	\$1,592.93
PETERSEN MICHAEL S/PATRICIA M	00M330011900000	\$143.75
PHILLIPS EDWARD A/MARY L	00M160000600000	\$2,275.90
PHOENIX ASSOCIATES GROUP LLC	00J280000900000	\$4,615.55
PHOUNG PHENG/SEREY	00L150001100000	\$1,293.19
PIERCE PHILLIP	00R130010000005	\$247.30
PINETTE SCOTT E	00R120047A00000	\$2,830.38
POISSON LEON N/THERESE Y	00K330003500000	\$54.76
POMBRIANT LISA	000R80000500000	\$1,787.10
POMBRIANT MARK J	00K280005400000	\$1,746.53
POMBRIANT TYTHIAN	00K280005300000	\$967.93
POOLE NANCY E HEIRS OF	0R17A0046C00000	\$17.76
POTO DAVID C SR	00R130010000020	\$246.86
PRASCHAK PAUL M	00R190010000046	\$633.70
PRIME DANIEL G/LISA A	00R190010B00003	\$1,848.92
PZA LLC	00L320007B00000	\$749.62
QAD INVESTMENTS INC	00K290002000000	\$3,541.36
QUINN WILLIAM R/JOHN R/ROBERT J	0R21A0006200000	\$2,762.76
RAINE SHAWN & JEANNE E (JTS)	000R30002800000	\$2,111.02
RAMSDELL LEIGH A/ANN R	000R10013B00000	\$2,644.91
RCK REALTY TRUST	00R120071B00000	\$1,836.69
REALE JANET	00R190010000039	\$517.78

REMILLARD MAURICE A TRUSTEE OF THE	00J250000600000	\$2,403.41
RHINO PROPERTY DEVELOPMENT LLC	00K140000900000	\$2,975.28
RICHER GLORIA A	00J170000900000	\$3,852.41
RICHER GLORIA A	00K320000300000	\$2,132.93
ROBERGE CORA M & RICHARD R	00J170002300000	\$1,955.18
ROBERTS PEGGY A	00J310007500000	\$658.81
ROBERTS PEGGY A	00J310075A00000	\$3,267.01
ROBERTS PETER S	000R20007500000	\$270.48
ROBERTS PETER S	00K270000700000	\$3,991.51
ROBERTSON SCOTT A/ANNE M	00R240000500000	\$2,158.04
ROCK VIEW PROPERTIES LLC	00J310001100000	\$5,909.99
ROCK VIEW PROPERTIES LLC	00J320001000000	\$4,864.78
ROCKWELL INVESTMENT GROUP LLC	00J140012B00000	\$3,029.38
ROGER ELEITA L HEIRS OF	00R110000100000	\$1,447.07
ROMANO GINO	0R15A0001200000	\$282.07
ROUSSIN JANET	00J340003900000	\$2,165.77
ROY ROSS JOSEPH & BERGERON JANINE M	000R80009B00000	\$2,258.51
RUEL ELDORA	00R120004100000	\$3,355.88
RYEA LAWRENCE	00R130010000014	\$689.72
RYEA LAWRENCE J	00R130010000002	\$106.26
SACCO MARK	0R16B0002300000	\$569.11
SANBORN WILLIAM K & HEBERT DAVID P	00K290005300000	\$746.29
SANBORN WILLIAM K & HEBERT DAVID P	00K290005400000	\$724.26
SANFORD CONGREGATION OF JEHOVAHS WITNESS	000R90006C00000	\$1,806.42
SANFORD LIMITED PARTNERSHIP	00J380002300000	\$22,527.12
SANFORD REALTY TRUST	00J270002800000	\$3,209.33
SARGENT DEAN R/THERESA A	00L160000100000	\$2,418.86
SARGENT HENRY J/PAULINE	00I280009600000	\$1,688.57
SCALLY JOYCE	00K350004000000	\$1,761.98
SCANLAN DAVID	0R16A0004800000	\$121.72
SCANLAN DAVID	0R16A0005C00000	\$649.15
SCANLAN DAVID J JR	0R16A0009400000	\$1,261.60
SCARBOROUGH WOODS LLC	00R18000650000A	\$2,291.35
SCARBOROUGH WOODS LLC	00R18000650000B	\$6,910.76
SCARBOROUGH WOODS LLC	00R18000650000C	\$2,422.73
SCARBOROUGH WOODS LLC	00R180006500027	\$1,250.00
SCARBOROUGH WOODS LLC	00R180006500028	\$1,250.00
SCARBOROUGH WOODS LLC	00R180006500029	\$1,250.00
SCARBOROUGH WOODS LLC	00R180006500030	\$24.81
SCARBOROUGH WOODS LLC	00R180006500031	\$1,250.00

SCARBOROUGH WOODS LLC	00R180006500032	\$1,250.00
SCARBOROUGH WOODS LLC	00R180006500036	\$1,250.00
SCARBOROUGH WOODS LLC	00R180006500037	\$614.38
SCARBOROUGH WOODS LLC	00R180006500038	\$614.38
SCARBOROUGH WOODS LLC	00R180006500039	\$24.81
SCARBOROUGH WOODS LLC	00R180006500040	\$24.81
SCARBOROUGH WOODS LLC	00R190003200000	\$2,409.20
SCHRODER STEPHEN/JEANNE	00K270008A00000	\$3,527.60
SCHULTZ PETER T	0R12F0001200000	\$3,313.38
SCOTT GEORGE A & PATRICIA A TRUSTEES OF	00I290006000000	\$4,511.22
SCOTT JOHN/KATHLEEN	00R130010000040	\$355.49
SEARLES PENNY	00R120090A00010	\$319.86
SEVERANCE LAURIE/HOWARD	00L280040A00000	\$118.82
SHAIN JEFFREY L/SUSAN L	000R90026C00000	\$2,599.50
SHAIN RODNEY A JR TRUSTEE	00R150102A00000	\$621.14
SHAIN RODNEY SR & BARNER CHRISTIAN TRST	00R150100A00000	\$5,373.86
SHARENOW ERIC/JANE	00J290001900000	\$1,758.12
SHAW RICHARD H	000R60004500000	\$3,695.92
SHAW RICHARD H	000R60005300000	\$9,457.14
SHAW RICHARD H	000R60072A00000	\$112.06
SHAW'S RIDGE FARM	000R60053A00000	\$7,229.54
SHIRLEY VIVIAN	0R13F0000200002	\$696.78
SHOEMAKER SHAWN P	00R120080A00000	\$1,394.90
SHOEMAKER SHAWN P/JOAN M	00R120008100000	\$4,874.44
SHOEMAKER SHAWN P/JOAN M	00R120080C00000	\$869.40
SHUMAN STEVAN/DOROTHY	0R13A0001300000	\$583.57
SIMONDS ELAINE JAE	00L200003500000	\$1,588.10
SIMONDS JOHN P TRUSTEE OF THE	000R50011A00000	\$309.12
SIMONDS JOHN P TRUSTEE OF THE	00L150000300000	\$4,175.05
SIMONE MONIQUE	000R10011E00000	\$3,321.11
SIMPSON ASHLEY L	00R110008B00000	\$606.65
SIMPSON ASHLEY L ET AL	00R110000800000	\$1,566.85
SKILLINGS THERESA	00R230002100015	\$189.34
SMIGELSKI HUNTER	00K360007400000	\$3,500.78
SMITH BRUCE A/BRYAN D & MYRL A	0R25A0000800000	\$2,741.51
SMITH FRANK W/KAREN E	000R80012C00000	\$1,427.75
SMITH FRED	00J300004500000	\$3,139.50
SMITH FRED & LISA (JTS)	00J320008700000	\$2,202.48
SMITH FRED W & LISA L (JTS)	00H280005600000	\$1,375.58
SMITH FRED W & LISA L (JTS)	00H280005700000	\$1,234.55
SMITH FRED W & LISA L (JTS)	00R190045D00000	\$1,887.56

SMITH JAMES H & KRISTINE R (JTS)	00R100000500000	\$56.99
SMITH JUDITH F	00K260001600000	\$2,134.86
SNYDER WARREN P & PHYLLIS TRUSTEES OF	00R100006B00001	\$445.13
SNYDER WARREN P & PHYLLIS TRUSTEES OF	00R100006B00005	\$458.17
SNYDER WARREN P & PHYLLIS TRUSTEES OF	00R100006B00009	\$457.30
SNYDER WARREN P & PHYLLIS TRUSTEES OF	00R100006B00010	\$467.73
SNYDER WARREN P & PHYLLIS TRUSTEES OF	00R100006B00011	\$455.56
SOULE MICHAEL H/CHRISTINE A	00I250006800000	\$1,690.50
SPECTRUM HEALTH SYSTEMS INC	00R190061C00000	\$573.80
SPENCER KELLY	00R120090A00060	\$162.29
SPRUCE LANE INVESTMENTS	00L270005000000	\$3,027.44
SPRUCE LANE INVESTMENTS LLC	00K160002600000	\$3,920.03
SPRUCE LANE INVESTMENTS LLC	00K280002800000	\$2,967.55
SPULICK DOUGLAS C/JODY	00R150011200000	\$2,986.87
ST CYR VIRGINIA R	00J320003300000	\$1,943.59
STANLEY TAMMY	00L280002700000	\$2,714.46
STAPLES MICHAEL	00R230002100033	\$278.21
STEFANILO MICHAEL/KATHLEEN	0R19A0020100000	\$2,967.55
STEP THREE LLC	00R150012600000	\$5,640.47
STONE & STONE LLC	00I300000600000	\$210.59
STONE & STONE LLC	00J300004400000	\$12,161.94
STONE & STONE LLC	00J300044B00000	\$1,273.19
STREW RONALD A	00R120007700001	\$1,595.83
SURPLUS BUSINESS ASSETS INC	00J290017A00000	\$5,852.03
TALAMELLI GARY W	0R16A0006100000	\$921.56
TANGUAY PROPERTIES LLC	00I270046A00000	\$1,291.54
TANGUAY PROPERTIES LLC	00I290004200000	\$1,561.05
TERISON PHILIP	00L360038D00000	\$598.15
THERRIEN MARK E	00J310000500000	\$2,295.22
THIBODEAU PAUL	00R130010600000	\$3,104.72
THISTLEWOOD PAUL A/BURKE JILL M	00M320000200000	\$2,098.15
THOMPSON DALE R/DEANNA L	000R60005100000	\$2,457.50
THOMPSON WARREN R	00H290004700000	\$1,300.24
TIDY MISS LLC	000R90012A00000	\$6,070.34
TOBRI TRUST	0R21A0001800000	\$2,826.04
TRACY MARILYN L	00R180055B00000	\$7.61
TRUMBLE MICHAEL HEIRS OF	00K170000900000	\$16.46
TRUMBLE MICHAEL W SR HEIRS OF	00K150004100000	\$14.81
TURCHI NAZAREN O HEIRS OF	000R20002300000	\$44.44
TUTTLE BILLY L & BRENDA L (JTS)	00I280006400000	\$1,883.70
USA RURAL HOUSING SERVICE USDA	0R19A0007500000	\$2,818.79

VACHON J MARTIN	00I290002400000	\$2,132.93
VACHON J MARTIN/JANET	00G310000300000	\$691.07
VALLEY GARRISON/LAURIE	000R80002C00000	\$1,206.53
VAN NEST IAN & JESSICA (JTS)	0R19A0015000000	\$2,221.80
VIVES VIANKA C & NOBLE GARY (JTS)	00I280001500000	\$752.51
WALKER BRYAN/MARY	00R130010000046	\$309.12
WALKER TERRI A	00R110019A00000	\$1,576.51
WALLACE DEREK	00J290000700000	\$3,560.68
WALSH LAWRENCE H & DARLENE N	00R130029C00000	\$2,880.61
WALSH LORRAINE E HEIRS OF	000R50045A00000	\$1,837.33
WARNER GARY K/KAREN A	00K160003600000	\$2,017.01
WATSON FRANK C	00K360001800000	\$1,666.35
WATSON FRANK C	00L330018B00000	\$724.50
WATSON JAMES	00L150000200000	\$2,490.35
WATSON MICHELE	00R130010000042	\$121.71
WATSON ROGER C/NADINE R	000R90003700000	\$3,860.14
WEBB CHARLES R JR/ANGELA R	00L310002300000	\$1,156.59
WEBB JAMES E	000R70000700000	\$1,744.60
WEBB JAMES E	000R70007A00000	\$906.11
WEBSTER LOLA C	000R20001300000	\$2,633.32
WEBSTER SR JAMES A	000R50001A00000	\$2,404.37
WEEKS LESLIE K	00R150005200000	\$3,042.90
WESTERLUND MATTHEW B & JAMI E	00I290002200000	\$142.97
WESTGATE DIANE U	00K330003100000	\$2,366.70
WHITE THOMAS/BARBARA	000R30000300000	\$2,103.95
WHITE THOMAS/BARBARA	000R30000800000	\$511.98
WHITESIDE JANICE	00R200000800001	\$398.96
WHITTEN MARY L & KASHA M	00R120006000000	\$2,051.78
WIDERSHIEN MARC A	00L140003600000	\$908.09
WILLIAMS SOPHIE S/CHEVALIER ROBERT (JT)	00R110056B00000	\$1,901.09
WISE PROPERTIES LLC	00R150005700000	\$2,434.16
WISWELL AARON J & BISSON II ROCK M	00J280024A00000	\$1,656.69
WISWELL FAMILY INVESTMENTS LLC	00J160001400000	\$1,576.51
WOODMAN ANTONY J	00R230005A00000	\$2,401.48
WOODMAN LLOYD C/DORIS	00J330014C00000	\$2,720.26
WORDEN DANA A/CHRISTINE E	000R60006800001	\$1,644.13
WORMWOOD ELAINE	000R70017C00000	\$1,232.62
WYMAN JACQUELINE	00M300004200000	\$2,163.84
YOUNG RAYMOND H	00L370000700000	\$237.64
YOUNG RAYMOND H	00L370000800000	\$2,246.92
YOUNGER NATHAN & JESSICA	00R190010000051	\$500.39

ZANTUHOS KATHLEEN	00R220004300000	\$598.97
ZIENKIEWICZ KENNETH/JILL	00R110007800000	\$3,158.82
ZUK STEPHEN M/JOCELYNE D	0R21A0002800000	\$604.72
	TOTAL:	\$1,090,265.58

2012 PERSONAL PROPERTY TAX

Customer Name	Property ID	Unpaid Balance
109 HAIRCUTS THE	11305	\$67.62
88 HIGH ST CONVENIENCE STORE	11891	\$193.20
A BODY OF HEALTH MASSAGE	11812	\$48.30
A TOUCH OF OLD ENGLISH	11406	\$77.28
AARONS	11893	\$32.27
ALLEN L V & SON	10015	\$2,911.05
ALLEN STEVEN	11715	\$44.82
AMERICAN SELF DEFENSE	11899	\$19.32
AUGUSTO NANCY	10915	\$33.42
BBQ BARN	11310	\$463.68
BEATRIZ NANCY	11714	\$77.09
BERNIER'S FARM & STORAGE	10056	\$328.92
BONANZA	10065	\$1,738.80
BOUCHER KENNETH & PATRICIA	11383	\$97.95
BULLARD THOMAS	10078	\$425.04
BUSH RANDALL/CHRISTINE	10771	\$1.28
BUSINESS EQUIPMENT UNLIMITED	11764	\$94.47
CARLSON TIM	11536	\$29.75
CASALINA'S RESTAURANT	11977	\$386.40
CASAMASSA FRANK/KAREN	11128	\$46.17
CENTURY 21 - SAMIA REALTY	10112	\$869.40
CHAPAS KAREN	11537	\$38.64
CHASING THE SUN - TANNING	11978	\$64.24
CHOICE ONE REALTY/DEBOER PROP	10172	\$386.40
CITY LIMITS	11476	\$270.48
COMB & CLIPPER	10138	\$67.62
COURTNEY CLEANERS	10145	\$2,801.40
CRAWFORD MARK	10848	\$52.94
CREAN THOMAS/LIZ	10830	\$126.25
CURRIER ROBERT	11210	\$80.56
DAVIES RICHARD	10987	\$80.76
DIFULVIO THOMAS	10822	\$31.10
DIFULVIO TOM	11940	\$189.53
DIRECTV INC	10179	\$755.76

DM TECHNOLOGIES	11315	\$208.27
DUBE MITCH	11845	\$35.94
DUNKIN DONUTS	11516	\$38.84
DUNKIN' DONUTS	10193	\$41.58
EJ HERSOM PHOTOGRAPHY	11505	\$38.64
FALL'S AGWAY	10212	\$289.80
FARRER CHIROPRACTIC CENTER	10217	\$594.86
FILE & STYLE	10223	\$67.62
FRENCH CONNECTION COFFEESHOP	11811	\$134.27
GAGNE KATE	11923	\$159.78
GEMMA ROBERT	11540	\$26.47
GM POLLACK & SONS	10477	\$521.64
GOLDEN PALACE	10456	\$309.07
GOLDMARK LLC	11652	\$4,540.20
GOULDING GREG	10938	\$1.60
GRENIER RONALD & LISA	11867	\$568.20
HAILSON GERARD & RHONDA	10750	\$74.00
HAIR IT IS	11684	\$38.64
HANNON CHARLES	10851	\$20.09
HAPPY HOUSE AMUSEMENT INC	10285	\$1,011.02
HARTSHORN KAREN	11073	\$66.46
HAVOC MMA	11731	\$101.43
HEIDI'S HEAVENLY POT PIES	11679	\$521.64
HEMINWAY CHRIS	11711	\$286.52
JAZZ TAPPIN' DANCE STUDIO	11490	\$38.64
JEFFERY A SIMPSON INC	10587	\$1,449.00
JEFFREY THOMAS	10846	\$33.23
JEFFREY TOM	11935	\$124.23
JERRY'S RESTAURANT & CINDY TOO	10320	\$734.16
JEWELER'S OUTLET	10321	\$77.28
JMS CLEANING	11419	\$28.98
KASPER KATHLEEN	11718	\$22.99
KELSCH GEORGE	10808	\$146.25
KING'S COUNTRY CLUB AUTO SALES	10341	\$173.88
KINNEY JOSEPH	11539	\$19.61
LACAILLADE PEG	11719	\$25.70
LASKIEWICZ JEFFREY & STEPHANIE	11922	\$331.53
LAUNDERITE CLEANERS	10350	\$2,028.60
LEAF FINANCIAL CORP	11544	\$352.98
LENNON THOMAS	10895	\$25.16
LINDA BISHOP LMT	11814	\$57.96
LOWERY GEORGE	10970	\$84.62
MAHAN KEITH/STACEY	10910	\$30.91

MAINETODAY MEDIA INC	11771	\$483.00
MARCHAND DONALD/CLAIRE	10801	\$353.75
MARIAN HEATH GREETING CARDS	10507	\$999.90
MARY BOND HAIR SALON	11907	\$38.64
MCDONALD'S	10390	\$12.28
METLIFE AUTO & HOME	11916	\$17.39
MIKINI EMBROIDERY & GRAPHICS	11795	\$48.30
MONIQUE SIMONE MSW LCSW	11799	\$28.98
MONTROSE-SANFORD HYDRAULICS IN	10408	\$434.70
MORIAS JOSEPH/PEGGY	11068	\$55.64
MOUSAM VALLEY MOTEL	10412	\$463.68
MURPHY'S	11908	\$676.20
MURRAY MARTHA	10796	\$40.68
NE MORTGAGE MARKETING LLC	11730	\$65.69
NICHOLS ENTERPRISES	11327	\$106.26
NILES DOUGLAS/KATHERINE	10788	\$317.62
NORGETOWN CLNRS & LAUNDRAMAT	10427	\$966.00
OAKWOOD INN LLC	11580	\$25.54
OBRIEN KEVIN	11382	\$127.32
PAT'S PIZZA	11598	\$966.00
PATRIOTS THRIFT SHOPPE	11781	\$28.98
PHOENIX RISING	11774	\$57.96
PLANTE ARTHUR	11089	\$31.11
POTAMIS GREGORY	10814	\$84.04
PRECISION CUSTOMS	11396	\$48.30
PYNN KEVIN	11941	\$130.60
RANDALL ROGER	11615	\$63.95
RE/MAX HOMETOWN AGENCY	11709	\$173.88
REXFORD BRIAN	11451	\$82.88
REXFORD MICHAEL	11843	\$66.85
SAN DIEGO'S HAIR SALON	11349	\$135.24
SANFORD BUTCHER SHOP	10545	\$251.16
SANFORD INSURANCE AGENCY	10555	\$231.84
SARI'S CONSIGNMENT& 2ND HAND	11410	\$19.32
SAUNDARYA HAIR SALON & DAY SPA	11651	\$483.00
SEARLS LOIS	11820	\$68.01
SERENITY MASSAGE	11805	\$67.62
SHAIN'S OF MAINE	10575	\$1,690.50
SHAW'S RIDGE FARM ICE CREAM	10578	\$540.96
SHEARS DELIGHT	10581	\$67.62
SHORTILL & SHORTILL PA'S	10585	\$219.49
SIGNGRAPHIX	10586	\$231.84
SMITH PHILLIP & MARY	11558	\$1.64

SOMETHIN' SWEET LLC	11791	\$77.28
SPORT FITNESS ZONE	11607	\$560.28
STEVE STAPLES FLOORING	11655	\$48.30
SULLIVAN KEVIN	11384	\$37.48
SULLIVAN PROPERTIES	11778	\$19.32
SUN TAN CITY	11653	\$2,910.94
SUNNYSIDE RESTAURANT THE	10625	\$540.96
SURPLUS BUSINESS ASSETS	11027	\$43.86
TAKE 2 DOUGH PRODUCTIONS INC	10630	\$1,294.44
THAI HOUSE RESTAURANT	11777	\$425.04
TONI BENNETT-LCSW/LICSW	11734	\$57.96
TREASURES AT COUNTRY PLACE	11788	\$19.32
UNIVERSITY PRINTS	11354	\$747.68
WHEELER GARY	11074	\$29.17
YORK PETER	11856	\$90.61
ZOLT JEFF/CHARLOTTE	10857	\$73.03
ZREYAS	11667	\$164.22
	TOTAL:	\$46,558.45

2011 PERSONAL PROPERTY TAX

Customer Name	Property ID	Unpaid Balance
A BODY OF HEALTH MASSAGE	10864	\$35.04
A TOUCH OF OLD ENGLISH	10661	\$70.08
ADVANCE ACCEPTANCE/ALL LINES L	10570	\$129.12
ALLEN STEVEN	10666	\$40.65
BABY MAMA INC	10761	\$26.28
BBQ BARN	10447	\$385.44
BEATRIZ NANCY	10240	\$73.41
BINETTE JR JOHN & DORIS	10751	\$91.10
BONANZA	10144	\$1,489.20
BULLARD THOMAS	10149	\$350.40
BUSINESS EQUIPMENT UNLIMITED	10750	\$85.67
CARLSON TIM	10640	\$46.78
CENTURY 21 - SAMIA REALTY	10106	\$700.80
CHAPAS KAREN	10601	\$37.84
CHOICE ONE REALTY/DEBOER PROP	10123	\$350.40
CITY LIMITS	10318	\$105.12
COMB & CLIPPER	10460	\$52.56
CREATIVE DESIGNS	10834	\$17.52

CURRIER ROBERT	10533	\$46.08
CYBERTEK WEB CONNECTIONS INC	10473	\$522.10
DAVIDSON CONVENIENCE STORE	10686	\$70.08
DELISLE PERRY/JEAN	10323	\$36.44
DIFULVIO THOMAS	10406	\$106.35
DM TECHNOLOGIES	10448	\$167.84
DONARUMA JOHN	10263	\$52.38
DRAGON STAR CREATIONS	10474	\$43.80
EDISON PRESS	10649	\$6,657.60
EJ HERSOM PHOTOGRAPHY	10630	\$17.52
FALL'S AGWAY	10076	\$525.60
FILE & STYLE	10081	\$61.32
GARDNER THOMAS/JUDITH	10563	\$20.23
GEMMA ROBERT	10603	\$46.25
GM POLLACK & SONS	10129	\$438.00
GREAT BEGINNINGS CATERING	10727	\$9.11
HAIR IT IS	10696	\$26.28
HANNON CHARLES	10221	\$30.31
HARBAUGH RUSSELL	10902	\$34.47
HARTSHORN BEN/KAREN	10324	\$43.45
HAWES CAROLYN	10859	\$89.53
HEIDI'S HEAVENLY POT PIES	10693	\$433.86
HLADICK JACK	10182	\$51.86
HOLLYWOOD HAIR	10695	\$66.75
INK ME TATTOOS	10759	\$17.52
JEFFREY DANIEL/KIMBERLY	10227	\$55.19
JEFFREY THOMAS	10235	\$44.15
JERRY'S RESTAURANT & CINDY TOO	10046	\$665.76
JMS CLEANING	10451	\$26.28
KASPER KATHLEEN	10715	\$36.09
KING'S COUNTRY CLUB AUTO SALES	10053	\$157.68
KLEPONIS ANN	10239	\$25.75
KNIGHT KATHY & E GOODWIN	10853	\$50.28
LACAILLADE PEG	10555	\$45.90
LAUNDERITE CLEANERS	10301	\$1,752.00
LEAF FINANCIAL CORP	10606	\$398.23
LITTLE DADDY'S SEAFOOD	10851	\$350.40
LOWERY GEORGE	10564	\$6.31
MAINETODAY MEDIA INC	10757	\$219.00
MARCHAND DONALD/CLAIRE	10211	\$136.30
MASTRACCIO OD ALBERT	10066	\$227.76

MONTROSE-SANFORD HYDRAULICS IN	10247	\$359.16
MOUSAM VALLEY MOTEL	10566	\$385.44
MURRAY MARTHA	10209	\$33.29
NE MORTGAGE MARKETING LLC	10728	\$56.06
NEBM LLC	10870	\$58,401.08
NICHOLS ENTERPRISES	10453	\$87.60
NORGETOWN CLNRS & LAUNDRAMAT	10290	\$876.00
NORTHEAST FILE MANAGEMENT SERV	10828	\$35.04
OBRIEN KEVIN	10668	\$67.28
PATRIOTS THRIFT SHOPPE	10821	\$17.52
PERRY BUILDING-RESTORATION LLC	10796	\$2.14
PHOENIX RISING	10760	\$35.04
PLANTE ARTHUR	10331	\$47.13
POTAMIS GREGORY	10404	\$89.70
PRECISION CUSTOMS	10786	\$35.04
RALLS JAMES	10212	\$52.38
RANDALL ROGER	10674	\$57.99
REXFORD BRIAN	10486	\$39.24
REXFORD MICHAEL	10894	\$35.04
ROY OD RONALD	10421	\$262.80
SAN DIEGO'S HAIR SALON	10766	\$105.12
SANFORD BUTCHER SHOP	10341	\$210.24
SANFORD COMPUTERS	10300	\$105.12
SARI'S CONSIGNMENT& 2ND HAND	10663	\$17.52
SAUNDARYA HAIR SALON & DAY SPA	10600	\$221.52
SHAW'S RIDGE FARM ICE CREAM	10503	\$455.52
SHELDON MARK	10882	\$292.06
SIGNGRAPHIX	10508	\$175.20
SMOOTB-AHH-LICIOUS	10822	\$35.04
SPORT FITNESS ZONE	10797	\$473.04
STANLEY AGENCY - REAL ESTATE	10517	\$175.20
STEVE STAPLES FLOORING	10557	\$43.80
STUGAZZIS	10629	\$245.28
SULLIVAN KEVIN	10670	\$68.15
SULLIVAN PROPERTIES	10764	\$17.52
SUNNYSIDE RESTAURANT THE	10467	\$455.52
SURPLUS BUSINESS ASSETS	10485	\$39.77
TAKE 2 DOUGH PRODUCTIONS INC	10521	\$577.48
THAI HOUSE RESTAURANT	10763	\$350.40
TONI BENNETT-LCSW/LICSW	10731	\$43.80
TREASURES AT COUNTRY PLACE	10827	\$17.52

UNITED VENDING CO INC	10411	\$24.53
UNIVERSITY PRINTS	10768	\$642.98
VILLAGE SLICE	10543	\$473.04
WESTERN UNION	10709	\$53.26
WHEELER GARY	10325	\$40.30
ZOLT JEFF/CHARLOTTE	10223	\$49.06
ZREYAS	10683	\$140.16
	TOTAL:	\$84,422.34

2010 PERSONAL PROPERTY TAX

Customer Name	Property ID	Unpaid Balance
A TOUCH OF OLD ENGLISH	11406	\$65.42
ALLEN STEVEN	11715	\$38.33
AUGUSTO NANCY	10915	\$34.36
BADWRAPS	11701	\$16.52
BBQ BARN	11310	\$330.40
BEATRIZ NANCY	11714	\$69.22
BEAVER CREEK BISTRO BAKERY	11689	\$165.20
BEOTE ELLEN	10787	\$28.41
BUSINESS EQUIPMENT UNLIMITED	11764	\$80.78
CARLSON TIM	11536	\$44.11
CENTURY 21 - SAMIA REALTY	10112	\$648.58
CHAMPAGNE DAVID	10821	\$49.06
CHAPAS KAREN	11537	\$35.68
CHOICE ONE REALTY/DEBOER PROP	10172	\$330.40
CLERICAL ADVANTAGE	11504	\$24.78
COMB & CLIPPER	10138	\$49.56
CRYSTAL STAR HEALING	11431	\$16.52
CURRIER ROBERT	11210	\$45.43
CYBERTEK WEB CONNECTIONS INC	11001	\$492.30
DELISLE PERRY/JEAN	11070	\$34.36
DIFULVIO THOMAS	10822	\$100.28
DOLL WILLIAM & BEVERLY	10907	\$46.26
DONARUMA JOHN	10984	\$49.39
EDISON PRESS	10199	\$5,947.20
ENGELHART ERIC	11713	\$44.11
ESPO'S TRATTORIA	11503	\$429.52
FABULOUS FORMALS LLC	11421	\$112.34
FACE FIRST ELECTROLOGY	11440	\$41.30

FALL'S AGWAY	10212	\$495.60
FILE & STYLE	10223	\$57.82
GALLO CONSTRUCTION	10246	\$1,899.80
GEMMA ROBERT	11540	\$43.61
GOULDING GREG	10938	\$34.36
HAIR IT IS	11684	\$24.78
HANNON CHARLES	10851	\$28.58
HARTSHORN BEN/KAREN	11073	\$40.97
HLADICK JACK	10865	\$1.43
JAZZ TAPPIN' DANCE STUDIO	11490	\$33.04
JEFFREY DANIEL/KIMBERLY	10775	\$52.04
JEFFREY THOMAS	10846	\$41.63
JERRY'S RESTAURANT & CINDY TOO	10320	\$313.88
JMS CLEANING	11419	\$24.78
KASPER KATHLEEN	11718	\$34.03
KING CLIFF/LORETTA	10936	\$0.78
KING'S COUNTRY CLUB AUTO SALES	10341	\$132.16
LACAILLADE PEG	11719	\$43.28
LACHANCE BROS SERV STATION	11648	\$1,354.64
LAUNDERITE CLEANERS	10350	\$1,569.40
LOWERY GEORGE	10970	\$5.95
MAGNOLIA'S BEAUTY SALON	10371	\$264.32
MAHAN KEITH/STACEY	10910	\$47.58
MAHAN RICHARD E	10909	\$42.95
MONTROSE-SANFORD HYDRAULICS IN	10408	\$305.62
MOUSAM VALLEY MOTEL	10412	\$330.40
NICHOLS ENTERPRISES	11327	\$82.60
NORGETOWN CLNRS & LAUNDRAMAT	10427	\$826.00
OBRIEN KEVIN	11382	\$105.73
PLANTE ARTHUR	11089	\$44.44
PLEASANT SUDS LAUNDRAMAT	10475	\$346.92
POLLACK G M & SONS	10477	\$363.44
PRECISION CUSTOMS	11396	\$24.78
RALLS JAMES	10803	\$49.39
REXFORD BRIAN	11451	\$37.00
ROMEO'S GRILLE	11693	\$330.40
SAN DIEGO'S HAIR SALON	11349	\$82.60
SANFORD BUTCHER SHOP	10545	\$181.72
SANFORD COMPUTERS	11650	\$82.60
SARI'S CONSIGNMENT& 2ND HAND	11410	\$16.52
SENTRY GLASS CO INC	10570	\$82.60

SHAW'S RIDGE FARM ICE CREAM	10578	\$396.48
SHEARS DELIGHT	10581	\$49.56
SIGNGRAPHIX	10586	\$132.16
SPORT FITNESS ZONE	11607	\$413.00
STEVE STAPLES FLOORING	11655	\$33.04
STUGAZZIS	11662	\$168.50
SUNDANCE TANNING SALON	11197	\$264.32
SUNNYSIDE RESTAURANT THE	10625	\$396.48
SURPLUS BUSINESS ASSETS	11027	\$37.50
THE BODY SHOP	11163	\$89.21
UNIVERSAL HEALING CENTER	11340	\$33.04
VILLAGE SLICE	11478	\$413.00
WHEELER GARY	11074	\$38.00
WILDERNESS MOTORSPORT INC	11344	\$132.16
WOOD ALAN	10985	\$44.60
ZOLT JEFF/CHARLOTTE	10857	\$46.26
ZREYAS	11667	\$99.12
	TOTAL:	\$22,036.42

2009 PERSONAL PROPERTY TAX

Customer Name	Property ID	Unpaid Balance
ALL BUT GROWN UPS INC	11159	\$249.58
ARCHITECTURAL GLAZING TECH	11594	\$13,136.00
AUGUSTO NANCY	10915	\$34.15
BAMBOO	11599	\$4.93
BBQ BARN	11310	\$295.56
BEST APPEARANCE	11479	\$16.42
BIOCON SCIENTIFIC	11162	\$275.86
BRIAN'S AUTO SALES	10071	\$57.47
C U SECURITY SYSTEMS	10092	\$82.10
CENTURY 21 - SAMIA REALTY	10112	\$394.08
CHAMPION GLASS	10114	\$426.92
CHAPAS KAREN	11537	\$35.47
CHOICE ONE REALTY/DEBOER PROP	10172	\$295.56
CIMINO ARNOLD JR	10946	\$22.18
COMB & CLIPPER	10138	\$41.05
CORSON BRUCE	10827	\$35.47
CRYSTAL STAR HEALING	11431	\$16.42
CURRIER ROBERT	11210	\$45.16

CYBERTEK WEB CONNECTIONS INC	11001	\$275.45
DELISLE PERRY/JEAN	11070	\$34.15
DIFULVIO THOMAS	10822	\$44.33
DOLL WILLIAM & BEVERLY	10907	\$45.98
DONARUMA JOHN	10984	\$49.10
DUHAMEL JUDY	10919	\$39.41
EDISON PRESS	10199	\$5,582.80
FABULOUS FORMALS LLC	11421	\$22.56
FALL'S AGWAY	10212	\$476.18
FILE & STYLE	10223	\$57.47
G EATERY	11475	\$328.40
GALLO CONSTRUCTION	10246	\$1,806.20
GARDNER BRUCE/SHIRLEY	10782	\$43.68
GOULDING GREG	10938	\$34.15
HAGER TODD	10762	\$60.43
HANNON CHARLES	10851	\$28.41
HARTSHORN BEN/KAREN	11073	\$40.72
HOLLY LYNN'S CAFE	11175	\$98.52
HOMEPLATE RESTAURANT	11111	\$500.81
HONG'S ORIENTAL MARKET	11515	\$49.26
JAZZ TAPPIN' DANCE STUDIO	11490	\$1.72
JEFFREY THOMAS	10846	\$41.38
JMS CLEANING	11419	\$24.63
JOHNSON DR STEVEN	11423	\$574.70
KELLEY CUSTOM PICTURE FRAMING	11398	\$20.67
KING'S COUNTRY CLUB AUTO SALES	10341	\$131.36
LAUNDERITE CLEANERS	10350	\$1,477.80
LENNON DAWN	10896	\$40.39
LOWERY GEORGE	10970	\$5.91
MAGNOLIA'S BEAUTY SALON	10371	\$29.09
MAHAN RICHARD E	10909	\$42.69
MAINE PRECISION WELDING INC	11640	\$1,218.86
MANELY HAIR	10379	\$9.85
MOBILE VEHICLE ELECTRICAL SOLU	11213	\$118.22
MOUSAM VALLEY MOTEL	10412	\$295.56
NEILS DINER	11644	\$41.05
NICHOLS ENTERPRISES	11327	\$57.09
NORGETOWN CLNRS & LAUNDRAMAT	10427	\$1,149.40
OBRIEN KEVIN	11382	\$83.10
PLANTE ARTHUR	11089	\$44.17
POINTS SOUTH	10476	\$1,067.30

POLLACK G M & SONS	10477	\$180.62
PRECISION CUSTOMS	11396	\$16.42
PREVAL DIRECT	11570	\$16.42
RALLS JAMES	10803	\$49.10
REXFORD BRIAN	11451	\$36.78
ROCK BOTTOM SAND & GRAVEL LLC	10519	\$121.95
SAN DIEGO'S HAIR SALON	11349	\$82.10
SANFORD BUTCHER SHOP	10545	\$180.62
SARI'S CONSIGNMENT& 2ND HAND	11410	\$16.42
SHAW'S RIDGE FARM ICE CREAM	10578	\$394.08
SIGNGRAPHIX	10586	\$61.31
SPORT FITNESS ZONE	11607	\$410.50
STEVE STAPLES FLOORING	11655	\$27.91
STILPHEN ENGINEERING CO	10619	\$123.15
SUNNYSIDE RESTAURANT THE	10625	\$394.08
SWEET CREATIONS BAKERY & CAFE	11337	\$361.24
THE BODY SHOP	11163	\$88.67
THE CATERING COMPANY	11592	\$82.10
THOMAS STEVE	10736	\$28.90
THYNG BRIAN	10858	\$35.47
TRANSITIONS COUNSELING INC	11204	\$90.31
UNIVERSAL HEALING CENTER	11340	\$32.84
VACHON DAVID	11302	\$65.02
VILLAGE SLICE	11478	\$358.94
WADDELL & REED	11400	\$114.94
WARRIOR AERO-MARINE INC	11120	\$109.52
WHEELER GARY	11074	\$37.77
WOOD ALAN	10985	\$44.33
WWW.BUYGALA.COM	11601	\$41.05
ZOLT JEFF/CHARLOTTE	10857	\$45.98
ZREYAS	11565	\$32.84
	TOTAL:	\$35,238.71

2008 PERSONAL PROPERTY TAX

Customer Name	Property ID	Unpaid Balance
AFTA SPORT	11422	\$7.85
AIRPORT REDEMPTION CENTER	10008	\$47.10
ALL BUT GROWN UPS INC	11159	\$119.32

AUGUSTO NANCY	10915	\$32.66
B M E	11309	\$31.40
BEST APPEARANCE	11479	\$7.85
BIOCON SCIENTIFIC	11162	\$2.31
BODY WORKS FITNESS CENTER INC	10064	\$628.00
BRIAN'S AUTO SALES	10071	\$54.95
CANNELL NICHOLAS	10832	\$38.94
CANNELL WILLIAM/RUTHANN	10756	\$37.68
CASTLEROCK REALTY	10102	\$219.80
CENTURY 21 - SAMIA REALTY	10112	\$376.80
CHADBOURNE'S FLORIST	10113	\$157.00
CHAMPION GLASS	10114	\$408.20
CHAPAS KAREN	11537	\$50.24
CHOICE ONE REALTY/DEBOER PROP	10172	\$282.60
COMB & CLIPPER	10138	\$39.25
CORSON BRUCE	10827	\$33.91
CORSON BRUCE & SUZANNE	11211	\$39.88
CREATIVE IMPRESSIONS	10149	\$54.95
CRYSTAL STAR HEALING	11431	\$7.85
CT'S MILL ST MARKET & DELI	10402	\$282.60
CURRIER ROBERT	11210	\$60.92
DELISLE PERRY/JEAN	11070	\$25.40
DETAILZ HAIR SALON-DAY SPA	10176	\$62.80
DETAILZ HAIR SALON	11519	\$157.00
DIFULVIO THOMAS	10822	\$42.39
DIRENZO JAMES/KATHRYN	10875	\$43.96
DOLL WILLIAM & BEVERLY	10907	\$43.96
DONARUMA JOHN	10984	\$46.94
DOWNEAST MORTGAGE CORP	11214	\$54.95
DRAGONFLY MASSAGE	11446	\$94.20
EDISON PRESS	10199	\$5,338.00
FALL'S AGWAY	10212	\$455.30
FIASCONARO CHARLOTTE	10755	\$39.72
FILE & STYLE	10223	\$54.95
FITNESS FORUM	10229	\$318.71
G EATERY	11475	\$314.00
GALLO CONSTRUCTION	10246	\$1,727.00
GARDNER BRUCE/SHIRLEY	10782	\$41.76
GATEWAY PROPERTIES LLC	10248	\$894.90
GOOD & EVIL TATTOO	11414	\$47.10
GOULDING GREG	10938	\$32.66

GRAMPA'S WORKSHOP OF MAINE INC	10264	\$549.50
H P M COMPANY	10275	\$408.20
HAGER TODD	10762	\$45.79
HAIR QUARTERS	10277	\$78.50
HANNON CHARLES	10851	\$27.16
HARDEN DANIEL	10718	\$49.93
HIGH & DRY LAUNDRY MAT	10298	\$502.40
HOLLY LYNN'S CAFE	11175	\$94.20
HOMEPLATE RESTAURANT	11111	\$239.42
HORACE MANN INSURANCE	11112	\$39.25
JEFFREY THOMAS	10846	\$39.56
JOHNSON DR STEVEN	11423	\$549.50
JPL GUNS-CLASSIC SMOKEPOLE LLC	11513	\$7.85
KING'S COUNTRY CLUB AUTO SALES	10341	\$125.60
LAUNDERITE CLEANERS	10350	\$1,334.50
LENNON DAWN	10896	\$38.62
LIU CHINA BUFFET	10372	\$835.24
MAHAN RICHARD E/ANN MARIE	10909	\$40.82
MOUSAM VALLEY MOTEL	10412	\$282.60
MOUSAM VALLEY ORTHOPEDICS	10411	\$1,020.50
NEAULT KIMBERLY A	11417	\$15.70
NH GAMING	11447	\$78.50
NORGETOWN CLNRS & LAUNDRAMAT	10427	\$1,020.50
NORMAND'S HARDWARE & MOBILE HO	10428	\$39.25
PEDIATRIC ASSOC OF SOUTHERN ME	10455	\$332.11
PLANTE ARTHUR	11089	\$42.39
POINTS SOUTH	10476	\$1,020.50
PRECISION CUSTOMS	11396	\$15.70
PSYCO CYCLE	11330	\$31.40
RALLS JAMES	10803	\$46.94
REXFORD BRIAN	11451	\$35.17
SAN DIEGO'S HAIR SALON	11349	\$39.25
SANFORD BUTCHER SHOP	10545	\$172.70
SARI'S CONSIGNMENT& 2ND HAND	11410	\$15.70
SCHLEIDERER ALICE	10564	\$23.55
START SCRAPPIN' & STAMPIN'	11132	\$314.00
STILPHEN ENGINEERING CO	10619	\$117.75
SUNDARA HAIR SALON & DAY SPA	11198	\$251.20
SUNNYSIDE RESTAURANT THE	10625	\$376.80
SWEET CREATIONS BAKERY & CAFE	11337	\$345.40
THE BODY SHOP	11163	\$84.78

THOMAS STEVE	10736	\$13.81
THYNG BRIAN	10858	\$34.54
THYNG HERBERT/DIANE	10847	\$43.18
TIMOTHY'S BARBER SHOP	11119	\$15.70
TITCOMB, WATERHOUSE, MARASS	10638	\$533.80
TOTAL CARE AUTO SERVICE	11202	\$94.20
TOTALLY TAN	11203	\$253.88
UNIVERSAL HEALING CENTER	11340	\$31.40
VACHON DAVID	11302	\$83.68
VILLAGE PANTRY & BAKE HOUSE	11390	\$1,397.30
WADDELL & REED	11400	\$109.90
WHEELER GARY	11074	\$36.11
WILSON LINDA	10794	\$48.98
WOOD ALAN	10985	\$42.39
ZOLT JEFF/CHARLOTTE	10857	\$43.96
	TOTAL:	\$26,369.02

2007 PERSONAL PROPERTY TAX

Customer Name	Property ID	Unpaid Balance
AFTA SPORT	11422	\$7.34
AIRPORT REDEMPTION CENTER	10008	\$1.14
AMERICA ONLINE INC	11231	\$4.40
AUGUSTO NANCY	10915	\$4.27
B M E	11309	\$29.36
BODY WORKS FITNESS CENTER INC	10064	\$293.60
BOUCHARD WAYNE	11207	\$54.32
BRIAN'S AUTO SALES	10071	\$51.38
CANNELL WILLIAM/RUTHANN	10756	\$52.85
CASTLEROCK REALTY	10102	\$205.52
CELL PHONES N MORE	11312	\$120.38
CENTURY 21 - SAMIA REALTY	10112	\$322.96
CHADBOURNE'S FLORIST	10113	\$132.12
CHAMPION GLASS	10114	\$352.32
CHAPAS KAREN	10906	\$63.12
CHENEY FRED	10870	\$36.70
CHOICE ONE REALTY/DEBOER PROP	10172	\$234.88
CLUB ADRENALINE	11420	\$293.60
COMB & CLIPPER	10138	\$29.36
CORSON BRUCE	10827	\$32.30

CORSON BRUCE & SUZANNE	11211	\$39.64
CREATIVE IMPRESSIONS	10149	\$1.09
CRYSTAL STAR HEALING	11431	\$7.34
CURRIER ROBERT	11210	\$95.42
DETAILZ HAIR SALON-DAY SPA	10176	\$29.36
DIFULVIO THOMAS	10822	\$41.10
DIRENZO JAMES/KATHRYN	10875	\$41.10
DM TECHNOLOGIES	11315	\$5,800.88
DOLL WILLIAM & BEVERLY	10907	\$77.80
DOWNEAST MORTGAGE CORP	11214	\$25.69
DRAGONFLY MASSAGE	11446	\$73.40
EDISON PRESS	10199	\$4,844.40
EDS DISTRIBUTORS INC	11092	\$14.68
EXCELLTRON TOWERS	11060	\$66.06
FALL'S AGWAY	10212	\$425.72
FILE & STYLE	10223	\$51.38
FITNESS FORUM	10229	\$298.00
GALLO CONSTRUCTION	10246	\$1,468.00
GATEWAY PROPERTIES LLC	10248	\$836.76
GLOBAL ZERO	10260	\$32.84
GOOD & EVIL TATTOO	11414	\$44.04
GOULDING GREG	10938	\$30.83
GRAMPA'S WORKSHOP OF MAINE INC	10264	\$513.80
GRANT KAREN	11129	\$32.30
H P M COMPANY	10275	\$352.32
HANNON CHARLES	10851	\$27.89
HARDEN DANIEL	10718	\$58.72
HEALTHY HABITS CULINARY STUDIO	11412	\$36.70
HIGH & DRY LAUNDRY MAT	10298	\$220.20
HOLLY LYNN'S CAFE	11175	\$88.08
JEFFREY THOMAS	10846	\$13.27
KORP JR ARTHUR	10880	\$44.04
KOTCOM COMPUTER GALLERY	11427	\$13.21
LABOR READY	11409	\$73.40
LAUNDERITE CLEANERS	10350	\$1,247.80
LIU CHINA BUFFET	10372	\$780.98
LOWERY GEORGE	10970	\$6.06
M C R INC	10368	\$513.80
MAGNOLIA'S BEAUTY SALON	10371	\$234.88
MAHAN RICHARD E/ANN MARIE	10909	\$41.10
MARCAP VENDOR FINANCE CORP	11144	\$265.71

MCCARTHY ARTHUR	10779	\$52.85
MOUSAM VALLEY MOTEL	10412	\$234.88
MULLIGAN'S RESTAURANT	11040	\$572.52
NH GAMING	11447	\$73.40
NORGETOWN CLNRS & LAUNDRAMAT	10427	\$954.20
NORMAND'S HARDWARE & MOBILE HO	10428	\$29.36
PATRIOT LAUNDROMAT	11395	\$234.88
PERREAULT CHRISTINE	10757	\$57.25
PLANTE ARTHUR	11089	\$42.57
POINTS SOUTH	10476	\$23.46
PRECISION CUSTOMS	11396	\$14.68
PROVO'S HIGH STREET EAST	10491	\$425.72
PSYCO CYCLE	11330	\$29.36
RALLS JAMES	10803	\$46.98
REXFORD BRIAN	11451	\$7.70
RIDGEWAY RIDING ACADEMY	11115	\$14.68
RUSTED STAR THE	11332	\$14.68
SANFORD BUTCHER SHOP	10545	\$146.80
SOUTHERN MAINE SATELLITE	11336	\$36.70
START SCRAPPIN' & STAMPIN'	11132	\$293.60
SUNDARA HAIR SALON & DAY SPA	11198	\$117.44
SUNNYSIDE RESTAURANT THE	10625	\$352.32
SWEET CREATIONS BAKERY & CAFE	11337	\$322.96
THE BODY SHOP	11163	\$79.27
THE COMMON RESTAURANT & BAR	11439	\$146.80
THE MAGICKAL REALM	11443	\$29.36
THYNG BRIAN	10858	\$33.76
TITCOMB, WATERHOUSE, MARASS	10638	\$469.76
U S FELT MANUFACTURING INC	10649	\$29,198.52
U S OPTICAL DISC INC	10650	\$9,330.61
UNIVERSAL HEALING CENTER	11340	\$29.36
VACHON DAVID	11302	\$135.06
VILLAGE PANTRY & BAKE HOUSE	11390	\$1,306.52
WHEELER GARY	11074	\$36.70
WILBUR RICHARD	10777	\$74.87
WIRELESS EXPLOSION	11394	\$2.12
WOOD ALAN	10985	\$39.64
WORDWRAP SERVICE CORP	11345	\$44.04
ZIPPY COPY CENTER	10704	\$220.20
ZOLT JEFF/CHARLOTTE	10857	\$44.04

TOTAL: \$66,551.33

2006 PERSONAL PROPERTY TAX

Customer Name	Property ID	Unpaid Balance
ABITZ ROSMARY	10920	\$16.06
AMERICA ONLINE INC	11231	\$4.38
ARSENAULT HERVE	10990	\$37.96
AUGUSTO JOHN & NANCY	10915	\$30.66
BEOTE GEORGE	10774	\$21.65
BODY SHOP THE	11163	\$78.84
BOUCHARD WAYNE	11207	\$54.02
BRIAN'S AUTO SALES	10071	\$43.80
CANNELL WILLIAM/RUTHANN	10756	\$52.56
CASTLEROCK REALTY	10102	\$175.20
CELL PHONES N MORE	11312	\$59.86
CENTURY 21 - SAMIA REALTY	10112	\$292.00
CHAMPION GLASS	10114	\$321.20
CHAPAS KAREN	10906	\$62.78
CHENEY FRED	10870	\$36.50
COMB & CLIPPER	10138	\$21.90
CORSON BRUCE	10827	\$32.12
CORSON BRUCE & SUZANNE	11211	\$4.57
CURRIER ROBERT	11210	\$94.32
DIFULVIO THOMAS	10822	\$40.88
DIRENZO JAMES/KATHRYN	10875	\$40.88
DIVERSIFIED MASONRY INC	11157	\$296.38
DOLL WILLIAM/BEVERLY	10907	\$77.38
DOT COM CAFE	11028	\$146.00
DRAGON STAR CREATIONS	11002	\$36.50
DUBE RONALD	10837	\$137.24
EDISON PRESS	10199	\$4,227.62
EDWARD D JONES & CO L P #09581	102011	\$3.81
FILE & STYLE	10223	\$43.80
FITNESS FORUM	10229	\$1,387.00
GALLO CONSTRUCTION	10246	\$1,387.00
GATEWAY PROPERTIES LLC	10248	\$803.00
GOULDING GARY	10938	\$30.66
GRAMPA'S WORKSHOP OF MAINE INC	10264	\$511.00
GRANT KAREN	11129	\$32.12
H P M COMPANY	10275	\$321.20
HANNON CHARLES	10851	\$27.74
HARDEN DANIEL	10718	\$58.40

HIGH STREET MUSIC	11320	\$14.60
IMAGE SIGNS	10308	\$29.20
INSURANCE SOLUTIONS LLC	10310	\$73.00
LAMY'S FAMILY AUTO CARE LLC	11113	\$14.60
LAUNDERITE CLEANERS	10350	\$6.15
LIQUID	11105	\$219.00
M C R INC	10368	\$219.00
MAGNOLIAS INC	10371	\$204.40
MAHAN RICHARD E/ANN MARIE	10909	\$40.88
MCCARTHY ARTHUR	10779	\$50.58
MOUSAM VALLEY MOTEL	10412	\$204.40
MULLIGAN'S RESTAURANT	11040	\$305.74
NORMAND'S HARDWARE & MOBILE HO	10428	\$10.95
OFF PRICE OUTLET STORES INC	10438	\$511.00
PLANTE ARTHUR	11089	\$42.34
POINTS SOUTH	10476	\$394.47
POWER UP ARCADE	11096	\$365.00
PROVO'S MAIN ST	10492	\$438.00
PSYCO CYCLE	11330	\$14.60
RALLS JAMES	10803	\$8.76
REED JAMES	10805	\$166.44
REYNOLDS STANLEY/CAROL	10989	\$46.72
RIVER'S EDGE BILLIARDS	10513	\$160.60
SANFORD BUTCHER SHOP	10545	\$131.40
SHAMPOO SHAK	10576	\$36.50
SOUTHERN MAINE SATELLITE	11336	\$18.25
STACK GARY & BARBARA	10942	\$13.87
START SCRAPPIN' & STAMPIN'	11132	\$146.00
SUNNYSIDE RESTAURANT THE	10625	\$321.20
THREE SISTERS BOOKSTORE	11029	\$26.28
THYNG BRIAN	10858	\$33.58
TITCOMB, WATERHOUSE, MARASS	10638	\$408.80
TURNER JR PETER	10829	\$17.52
U S FELT MANUFACTURING INC	10649	\$2,680.78
UNIVERSAL HEALING CENTER	11340	\$14.60
USA KARATE	11353	\$14.60
VACHON DAVID	11302	\$134.32
VEX	11342	\$29.20
VILLAGE PANTRY & BAKE HOUSE	11390	\$654.08
WESTERN FINANCE & LEASE INC	11053	\$357.70
WHEELER GARY	11074	\$36.50

WILBUR RICHARD	10777	\$74.46
WOOD ALAN	10985	\$39.42
YORK COUNTY STOVE SHOP	11033	\$14.60
ZIPPY COPY CENTER	10704	\$6.37
ZOLT JEFF/CHARLOTTE	10857	\$43.80
	TOTAL:	\$19,843.25

2005 PERSONAL PROPERTY TAX

Customer Name	Property ID	Unpaid Balance
AUGUSTO JOHN/NANCY	10915	\$32.26
BERNIER GILBERT/ELEANOR	10928	\$41.47
BOB'S PARTS EXPRESS	10062	\$15.36
BODY SHOP THE	11163	\$41.47
BRIAN'S AUTO SALES	10071	\$46.08
BRILEY MARK/PAT	10982	\$87.55
CASTLEROCK REALTY	10102	\$184.32
CENTURY 21 - SAMIA REALTY	10112	\$138.24
CHAMPION GLASS	10114	\$184.12
CHAPAS WILLIAM	10906	\$86.02
COMB & CLIPPER	10138	\$23.04
CONSOLIDATED HYDRO OF MAINE	10088	\$4,067.33
CORSON BRUCE	10827	\$33.79
DIFULVIO THOMAS	10822	\$43.01
DIRENZO JAMES/KATHRYN	10875	\$30.30
DOLL WILLIAM/BEVERLY	10907	\$99.84
DRAGON STAR CREATIONS	11002	\$3.11
DUBE RONALD	10837	\$42.93
FIRST CORP	10228	\$93.70
FITNESS FORUM	10229	\$1,382.40
GALLO CONSTRUCTION	10246	\$1,351.68
GATEWAY PROPERTIES LLC	10248	\$807.94
GOULDING GARY	10938	\$32.26
GRAMPA'S WORKSHOP OF MAINE INC	10264	\$460.80
H P M COMPANY	10275	\$307.20
HANNON CHARLES	10851	\$29.18
HARDEN DANIEL	10718	\$61.44
INSURANCE SOLUTIONS LLC	10310	\$46.08
JOHNSON DAWN	11212	\$24.58
LAMY'S FAMILY AUTO CARE LLC	11113	\$15.36

MAGNOLIAS INC	10371	\$30.48
MOUSAM VALLEY MOTEL	10412	\$184.32
NEW ENGLAND BENEFITS	10421	\$391.68
PLANTE ARTHUR	11089	\$32.26
PROVINCE AUTOMATION INC	10489	\$5,299.20
REED JAMES	10805	\$196.61
SANFORD BUTCHER SHOP	10545	\$122.88
SHAMPOO SHAK	10576	\$19.20
SUNNYSIDE RESTAURANT THE	10625	\$153.60
TAX WORLD INC	11200	\$6.14
THYNG BRIAN	10858	\$50.69
TITCOMB, WATERHOUSE, MARASS	10638	\$368.64
VILLA CAPRI RESTAURANT	11098	\$768.00
WESTERN FINANCE & LEASE INC	11053	\$376.32
WHEELER GARY	11074	\$38.40
WHITNEY ALDEN	10887	\$39.94
WOOD ALAN	10985	\$41.47
ZOLT JEFF/CHARLOTTE	10857	\$44.54
	TOTAL:	\$17,977.23

2004 PERSONAL PROPERTY TAX

Customer Name	Property ID	Unpaid Balance
ALEXSONS CLEANERS	10010	\$558.95
AUGUSTO DANIEL	10992	\$33.54
AUGUSTO JOHN/NANCY	10915	\$33.54
BERNIER GILBERT/ELEANOR	10928	\$43.12
BOB'S PARTS EXPRESS	10062	\$15.97
BRADFORD COPY CENTER	10070	\$646.79
BRIAN'S AUTO SALES	10071	\$47.91
BTI AUTOMOTIVE	11102	\$191.64
CHADBOURNE'S FLORIST	10113	\$111.79
CHAPAS WILLIAM	10906	\$89.43
COMB & CLIPPER	10138	\$23.96
CRAFTERS CERAMIC CENTER	10148	\$47.91
DIFULVIO THOMAS	10822	\$44.72
DOLL WILLIAM/BEVERLY	10907	\$103.81
FITNESS FORUM	10229	\$1,197.75

GALLO CONSTRUCTION	10246	\$702.68
GATEWAY PROPERTIES LLC	10248	\$840.02
GOULDING GARY	10938	\$33.54
GRAMPA'S WORKSHOP OF MAINE INC	10264	\$479.10
H P M COMPANY	10275	\$319.40
HEWLETT-PACKARD CO	11145	\$14.37
HIGH PINE AUTO BODY	11037	\$15.97
LAMY'S FAMILY AUTO CARE LLC	11113	\$239.55
MOUSAM VALLEY MOTEL	10412	\$191.64
NISSEN BAKERY THRIFT SHOP	10313	\$327.39
PLANTE ARTHUR	11089	\$33.54
PROVINCE AUTOMATION INC	10489	\$2,754.82
SANFORD BUTCHER SHOP	10545	\$127.76
SANFORD TRAVEL	10563	\$47.91
SHAMPOO SHAK	10576	\$63.88
STEPHENS JUDY/WASHINGTON PETER	10846	\$54.30
STEWART JOHN JR	10884	\$51.10
TITCOMB, WATERHOUSE, MARASS	10638	\$383.28
VECCHIARELLI MARK	10941	\$46.31
VIDEO BANK	10670	\$479.10
VILLA CAPRI RESTAURANT	11098	\$404.72
WHEELER GARY	11074	\$39.93
ZOLT JEFF/CHARLOTTE	10857	\$46.31
	TOTAL:	\$10,887.45

2003 PERSONAL PROPERTY TAX

Customer Name	Property ID	Unpaid Balance
A LITTLE BIT OF SOUTHIE	11011	\$9.85
ALEXSONS CLEANERS	10010	\$410.50
AUGUSTO DANIEL	10992	\$14.65
AUGUSTO JOHN/NANCY	10915	\$12.05
BERNIER GILBERT/ELEANOR	10928	\$44.33
BOB'S PARTS EXPRESS	10062	\$16.42
BRADFORD COPY CENTER	10070	\$665.01
BRIAN'S AUTO SALES	10071	\$16.42
BRILEY MARK/PAT	10982	\$111.66
BURNS ROBERT	10824	\$49.26
CAROLYN PARKER COUNSELING SERV	10997	\$16.42

CASTLEROCK REALTY	10102	\$41.05
CHAPAS WILLIAM	10906	\$43.24
COMB & CLIPPER	10138	\$24.63
CONTROLLED COATING SYSTEMS	10140	\$656.80
CRAFTERS CERAMIC CENTER	10148	\$24.63
CYNSCO PHOTOGRAPH & MEMORIES	10158	\$41.05
DAIGNEAULT BRIAN	10770	\$200.32
DIFULVIO THOMAS	10822	\$45.98
DOLL WILLIAM/BEVERLY	10907	\$124.79
DOMINION VIRGINIA POWER	10182	\$9.60
DOWNEAST PHARMACY OF MAINE	10186	\$266.00
FIRSTCORP	10228	\$65.42
FITNESS FORUM	10229	\$1,231.50
FOREVER INC	10239	\$65.68
GRAMPA'S WORKSHOP OF MAINE INC	10264	\$492.60
H P M COMPANY	10275	\$328.40
LEACH JEFFREY	10778	\$49.26
MAMA'S DELI	10378	\$32.84
MITCHELL ROBERT	10839	\$52.54
MORIN MOTORSPORT PARTS PLACE	10407	\$0.00
MOUSAM VALLEY MOTEL	10412	\$197.04
NORTH AMERICAN MORTGAGE CO	10429	\$471.25
PYRAMID WOODWORKS	11015	\$123.15
ROBERGE PAUL/CHARLENE	10856	\$41.87
SANFORD BUTCHER SHOP	10545	\$131.36
SANFORD METAL PLATING	10557	\$384.23
SHAMPOO SHAK	10576	\$32.84
SOUTHERN MAINE HYPNOSIS	10598	\$47.62
STEPHENS JUDY/WASHINGTON PETER	10846	\$55.83
STEWART JR JOHN	10884	\$26.27
SUNNY'S HAIR CARE	10624	\$1.40
TITCOMB, WATERHOUSE, MARASS	10638	\$394.08
TURNER JR PETER	10829	\$18.06
TURNER RONALD/SIKORA CATHERINE	10840	\$32.84
VECCHIARELLI MARK	10941	\$23.81
VIDEO BANK	10670	\$410.50
WAYNE JOAN	10713	\$34.48
WELCH ROBERT F/DELLA	10821	\$45.98
WHEELER GARY	11074	\$41.05
WHITELEY'S AUTO SALES & RECOND	10685	\$32.84
WOOD ALAN	10985	\$44.33

ZOLT JEFF/CHARLOTTE	10857		\$47.62
		TOTAL:	\$7,801.35

2002 PERSONAL PROPERTY TAX

Customer Name	Property ID	Unpaid Balance
ALEXSONS CLEANERS	10010	\$431.71
AMERICAN EXPRESS BUSINESS	10018	\$1,246.33
BEAULIEU JOHN	10836	\$20.64
BENNINGTON DONALD	10808	\$26.28
BERNIER GILBERT/ELEANOR	10928	\$48.80
BOB'S PARTS EXPRESS	10062	\$18.77
BOURASSA & WHALEY INC	10067	\$1.54
BRIAN'S AUTO SALES	10071	\$18.77
BRILEY MARK/PAT	10982	\$142.65
BURNS ROBERT	10824	\$56.31
CHRISTOPHER'S DINER	10121	\$337.86
COMB & CLIPPER	10138	\$28.16
CONTROLLED COATING SYSTEMS	10140	\$750.80
COUNTRY COTTAGE	10144	\$5.63
DAIGNEAULT BRIAN	10770	\$131.39
DELTA TEMPORARY AGENCY	10173	\$9.38
DIFULVIO THOMAS	10822	\$61.94
DOWN SHIFT MOTOR SPORTS	10185	\$9.38
DUPUIS AIRPORT GARAGE	10195	\$112.62
FAIELLA MICHAEL	10868	\$37.54
FITNESS FORUM	10229	\$1,407.75
FOREVER INC	10239	\$75.08
GATELY MARGARET	10980	\$56.31
GOULDING GARY	10938	\$39.42
H P M COMPANY	10275	\$375.40
INTERNATIONAL WOOLEN CO INC	10311	\$39,263.09
JAZ'S CONVENIENCE STORE INC	10317	\$2.92
LEACH JEFFREY	10778	\$56.31
LOOKING GLASS BEAUTY SALON	10364	\$46.93
MERRIAM-GRAVES CORP	10394	\$110.19
MIKULLITZ JENI	10906	\$60.06
MOULTON ROSS	10948	\$75.08
MOUSAM VALLEY MOTEL	10412	\$225.24
PISCATAQUA CELLULAR TELE OF DE	10468	\$109.80

PITTELLA ROSE	10860	\$60.06
ROBERGE PAUL/CHARLENE	10856	\$53.35
SANFORD AUTOMOTIVE	10543	\$159.55
SHAMPOO SHAK	10576	\$72.90
SIMPSON ELIZABETH	10953	\$24.40
SMALL WORLD DAYCARE	10592	\$18.77
STEPHANIE'S DONUTS	10617	\$127.64
THOMPSON JESSICA	10940	\$56.31
TIBBETTS ALAN/IRENE	10706	\$56.31
TITCOMB, WATERHOUSE, MARASS	10638	\$450.48
VECCHIARELLI MARK	10941	\$1.19
VIDEO BANK	10670	\$235.13
WAYNE JOAN	10713	\$39.42
WENDY'S TANNING	10126	\$213.98
WHITELEY'S AUTO SALES & RECOND	10685	\$37.54
WOOD ALAN	10985	\$33.79
YOUNG MARK	10865	\$65.70
ZOLT JEFF/CHARLOTTE	10857	\$54.43
	TOTAL:	\$47,161.03

2001 PERSONAL PROPERTY TAX

Customer Name	Property ID	Unpaid Balance
ALEXSONS CLEANERS	10187	\$470.58
AMES DEPARTMENT STORE #425 **	10442	\$2,792.18
APPLIANCE EXPRESS **	10476	\$20.46
BRILEY MARK/PAT	26711	\$176.78
BRUNETTA RUTH **	24450	\$34.78
BURNS ROBERT W	24025	\$61.38
CHANCERY LANE **	11989	\$859.32
CHRISTOPHER'S DINER	12074	\$184.14
CUNDIFF ** CATHERINE	24705	\$188.24
DIFULVIO THOMAS	23991	\$67.52
FITNESS FORUM	13910	\$533.50
FOREVER INC	14080	\$81.84
JODY'S VARIETY **	15525	\$409.20
LOBSTER COMPANY THE **	16154	\$76.73
MALLETTE LEIGH/RANDY	26252	\$59.34
MIKULLITZ JENI	25419	\$10.45
PARKVIEW LODGE III	17616	\$2,118.60

PORELL ** GARY	26048	\$32.74
SANFORD AUTOMOTIVE	19248	\$173.92
STEPHANIE'S DONUTS	20506	\$139.14
TIBBETTS ALAN	26830	\$71.62
UNICO INC **	21101	\$3,887.40
UNICOMP INC **	21118	\$10,278.08
VIRE ** ROGER	23821	\$73.66
WAYNE JOAN	22138	\$42.98
WOOD ALAN	26762	\$34.78
	TOTAL:	\$22,879.36

2000 PERSONAL PROPERTY TAX

Customer Name	Property ID	Unpaid Balance
BURNS ROBERT W	24024	\$56.12
CHINA MOON RESTAURANT**	12056	\$601.20
DIFULVIO THOMAS	23990	\$20.04
FIRST SIERRA FINANCIAL INC **	13926	\$125.26
JUST A DINER **	15609	\$170.34
JUST FOR THE HALIBUT **	15626	\$200.40
NEW ENGLAND MAILING SYSTEMS **	17190	\$5,511.00
PARKVIEW LODGE III	17615	\$4,008.00
POORE SIMON'S **	18159	\$234.08
PRIME TIME VIDEO **	18261	\$1,503.00
SANFORD AUTOMOTIVE	19247	\$170.34
STEPHANIE'S DONUTS	20505	\$136.28
UNICO INC **	21100	\$3,807.60
UNICOMP INC **	21117	\$10,067.10
	TOTAL:	\$26,610.76

1999 PERSONAL PROPERTY TAX

Customer Name	Property ID	Unpaid Balance
BANKVEST CAPITAL CORP **	10814	\$885.27
BURNS ROBERT W	24023	\$60.62
CHINA MOON RESTAURANT**	12055	\$324.75
DIFULVIO THOMAS	23989	\$21.66
FAMILY SKATE CENTER **	13670	\$112.58

FECTEAU** RAYMOND/ROXANNE	23581	\$58.46
JUST FOR THE HALIBUT **	15625	\$147.71
MUSSAW ** CHRIS	25468	\$95.26
NEW ENGLAND MAILING SYSTEMS **	17189	\$5,953.76
PARKVIEW LODGE III	17614	\$4,330.00
PRIME TIME VIDEO **	18260	\$1,623.76
SANFORD AUTOMOTIVE	19246	\$92.02
STEPHANIE'S DONUTS	20504	\$98.97
	TOTAL:	\$13,804.82

1998 PERSONAL PROPERTY TAX

Customer Name	Property ID	Unpaid Balance
BURNS ** WILLIAM	23937	\$63.36
BURNS ROBERT W	24022	\$19.71
DIFULVIO THOMAS	23988	\$20.24
FAMILY SKATE CENTER **	13669	\$54.91
FECTEAU** RAYMOND/ROXANNE	23580	\$57.02
GOODWIN ** CHICK	23869	\$27.46
JEM-T'S MARKETING*	15420	\$105.60
KENDALL AUTOMOTIVE**	15675	\$359.04
MUSSAW ** CHRIS	25467	\$92.94
NEW ENGLAND MAILING SYSTEMS **	17188	\$5,808.00
PARKVIEW LODGE III	17613	\$2,112.00
PRIME TIME VIDEO **	18259	\$1,584.00
SANFORD AUTOMOTIVE	19245	\$179.52
SWEET SENSATIONS*	20673	\$63.36
VICTOR COLLECTABLES**	21387	\$73.92
WORK CENTER THE **	21761	\$844.80
ZOLT JEFF/CHARLOTTE	24583	\$61.26
	TOTAL:	\$11,527.14

1997 PERSONAL PROPERTY TAX

Customer Name	Property ID	Unpaid Balance
ADAMS T.V. RENTAL **	10132	\$1,080.50
CHANGES*	11968	\$75.64
CLEARLY ** JOHN/CLAIRE	25517	\$58.36
EYE'S HAVE IT THE*	13583	\$108.06
GOODWIN ** CHICK	23868	\$28.10
HARWOOD ** DAVID	23290	\$38.90
KENDALL AUTOMOTIVE**	15674	\$324.16
NEW ENGLAND MAILING SYSTEMS **	17187	\$649.35
O'CONNELL ** ELIZABETH	24004	\$56.20
PRIME TIME VIDEO **	18258	\$1,620.76
PRIMESTAR SATELLITE SYSTEMS*	18241	\$648.30
SANFORD AUTOMOTIVE	19244	\$162.08
STEPHANIE'S DONUTS	20502	\$216.10
SWEET SENSATIONS*	20672	\$43.22
X-PRESS VIDEO*	21811	\$904.82
ZOLT JEFF/CHARLOTTE	24582	\$62.68
	TOTAL:	\$6,077.23

1996 PERSONAL PROPERTY TAX

Customer Name	Property ID	Unpaid Balance
ADAMS T.V. RENTAL **	10131	\$862.40
BURNS ** WILLIAM	23935	\$64.68
C G A INC*	11474	\$53.90
EYE'S HAVE IT THE*	13582	\$107.80
FOOD FOR THOUGHT RESTAURANT*	14058	\$150.92
FRED VILLARI'S STUDIO*	14126	\$53.90
GOODWIN ** CHICK	23867	\$28.04
HARWOOD ** DAVID	23289	\$38.82
KENDALL AUTOMOTIVE**	15673	\$323.40
NEW ENGLAND MAILING SYSTEMS **	17186	\$5,929.00
O'CONNELL ** ELIZABETH	24003	\$56.06
PRIME TIME VIDEO **	18257	\$260.79
REDBROOK NAUTILUS*	18546	\$422.43
SANFORD AUTOMOTIVE	19243	\$107.80
SPRINGVALE LABS INC**	20331	\$431.20

STEPHANIE'S DONUTS	20501	\$215.60
STRAWBERRY PATCH RESTAURANT*	20552	\$237.16
X-PRESS VIDEO*	21810	\$852.72
ZOLT JEFF/CHARLOTTE	24581	\$92.72
	TOTAL:	\$10,289.34

1995 PERSONAL PROPERTY TAX

Customer Name	Property ID	Unpaid Balance
BURNS ** WILLIAM	23934	\$31.01
C G A INC*	11473	\$2,067.00
DREAM CATCHER*	13207	\$103.36
EYE'S HAVE IT THE*	13581	\$103.36
FITNESS FORUM	13904	\$1,240.20
FRED VILLARI'S STUDIO*	14125	\$51.68
GOODWIN ** CHICK	23866	\$26.88
HARWOOD ** DAVID	23288	\$37.22
O'CONNELL ** ELIZABETH	24002	\$53.74
SANFORD AUTOMOTIVE	19242	\$103.36
SPRINGVALE CARWASH*	20262	\$310.06
SPRINGVALE LABS INC**	20330	\$413.40
	TOTAL:	\$4,541.27

OUTSTANDING REAL ESTATE TAX LIENS

2011 REAL ESTATE TAX LIENS

Customer Name	Property ID	Unpaid Balance
ALLAIN ERIC/CONSTANCE	00R150096B00000	\$2,128.19
ALLAIRE LORRAINE	00J380001300000	\$1,711.54
ALLEN BARBARA A	000R50007D00000	\$1,762.88
ANDERSON HILDEGARDE/JEFFREY M	00K140003400000	\$1,398.85
ANDERSON SARAH JO	00R6A0000900000	\$1,894.91
BAGLEY MANAGEMENT INC	00K140003300000	\$665.40
BALDWIN DAVID P/ADELE L	000R20006900000	\$1,425.49
BARRIEAU KATHLEEN A	00R120090A00047	\$504.99
BEAUCHESNE MONA	00K280001800000	\$1,005.58
BEAUCHESNE MONA	00L280005000000	\$2,125.94

BEDELL LYLE R/MARIANNE E	000R70001A00000	\$3,382.99
BENNETT ROBIN	00R230002100025	\$237.28
BENOIT SR ROBERT M	000R30000900000	\$2,014.09
BERG DIANE E	00R120002900000	\$2,604.52
BERNIER PAULINE	00J310003200000	\$1,223.57
BIRCHWOOD LAND MANAGEMENT INC	00R130001300012	\$1,056.92
BOUCHARD NORMAN J	00M270002900000	\$1,592.35
BRAULT BRENDA	00R130010000009	\$155.11
BROOKS ROBERT ALEN	00R100001700000	\$975.35
CABANA DONALD/DOROTHY	00J170002100000	\$1,350.30
CAMERON CATHRYN & DAVID	00R120090A00005	\$290.46
CARON ROSE	00J300000100000	\$3,117.94
CARR JOYCE	00R190010000011	\$584.19
CARRIER ELEITA L HEIRS OF	00L330000900000	\$638.85
CARTER KENNETH	00J180001500000	\$3,378.32
CAVANAUGH WILLIAM M JR	00L260000700000	\$985.05
CHASSE CARL A/GAIL M	000R70002B00000	\$3,919.25
CHRISTENSEN MARTHA J HEIRS OF	000R10000500000	\$3,062.93
CLARK MICHAEL W	00R130010000006	\$145.60
CLERICO STEVEN M	00K320003600000	\$4,700.39
CLIFTON JOHN H & HILTON CLIFTON ROBIN	00R150037A00000	\$4,880.25
CLOUTIER JILL M	00R120011400000	\$1,377.80
COFFEREN MAURICE	00K130001600000	\$1,026.52
COFFEREN MAURICE L	00R220034D00000	\$1,265.19
COOK DAVID	00K320004600000	\$4,152.12
COOLEN ROBIN L	00K180000500021	\$179.50
CORLISS YVONNE R	000R90004600000	\$2,375.32
CRABTREE JOHN K HEIRS OF	00K250000600000	\$2,169.95
CRAM CLARK C	00R110004200000	\$4,550.02
CRAM CLARK C	00R110008200000	\$4,518.85
CROTEAU ROBERT H/BEAUDETTE DAVID L (JTS)	00J300002900000	\$1,382.12
CUDMORE ALLEN C/NANCY C	00I250001300000	\$943.92
DAIGLE ROBERT & DENISE	0R13F0000200001	\$1,638.19
DAILY ADAM S	0R16A0005A00000	\$890.06
DAUTEUIL MICHAEL J	00H290001000000	\$1,148.60
DEARBORN ROGER M	000R60002300000	\$569.14
DELANO TROY	00R190030B00000	\$985.42
DELISLE DANIEL P/CHERYL	00K310000800000	\$1,979.25
DENNIS MICHAEL J JR/JOHN H	0R16A0008100000	\$357.58
DENNIS PATRICIA	0R16A0008100001	\$596.49

DENNIS PATRICIA A & SHANNON K (JTS)	0R16A0003900000	\$644.36
DENNIS PATRICIA A & SHANNON K (JTS)	0R16A0004200000	\$99.76
DEZAN LEE F/GAIL M	000R20041C00000	\$1,232.96
DIANNI ANDREA	00R6A0004A00000	\$576.27
DO KELLY J	000R20002600000	\$1,451.16
DOWEY GLENN J	00R150025A00000	\$3,299.48
DOWEY MICHAEL G HEIRS OF	0R12A0000500000	\$3,275.63
DRAKE MONICA	00R130010000054	\$306.96
DUDLEY RICHARD W/ELIZABETH J	0R19A0012900000	\$2,279.97
DUGRE DAVID HEIRS OF	00R120067A00001	\$554.51
DWYER ANNE M	00L250000300000	\$1,738.33
EASLEY RICHARD M	00K280003400000	\$2,470.67
EMERSON KATHY ANN	00R100007C00000	\$1,641.82
EMMANUEL CHRISTIAN FELLOWSHIP	00I280007300000	\$1,520.84
FARNSWORTH SUZANNE K	00R160005T00000	\$1,111.93
FARRIS HARRY & GERALDINE	00I280010100000	\$2,462.81
FARRIS HARRY & GERALDINE	00I280012300000	\$865.06
FOLLETT GRACE E/STANLEY JR	00R170001100000	\$2,088.31
FORD EDWARD	00J170000200000	\$2,307.47
FORTUNE ERINN D & NICOLAI J (JTS)	00J160001600000	\$1,579.51
FREITAS JOSE L/BELINA C	00J240000900000	\$1,794.34
FURBISH JONATHAN KEITH	00R220010A00000	\$3,761.55
GAGNON KAREN L	000R20059A00000	\$915.73
GAGNON LORI	00R130010000076	\$567.34
GAGNON RUTH A HEIRS OF	000R20005600000	\$3,158.29
GALE HARVEY L/CAROL ANN	00I180001400000	\$504.99
GATEWAY PROPERTIES LLC	00J290001800000	\$10,280.17
GAUTHIER SANDRA L	00L210001100000	\$2,479.84
GERTH KIM C	00J270003900000	\$2,272.64
GIBSON LINDA	00R190010000056	\$550.84
GOODWIN SHELLY A	000R60045A00000	\$3,811.06
GREENLAW ROBIN LEE	00H290005200000	\$2,041.60
GUERCIO JR PAUL J	00L160000200000	\$4,375.83
HACKETT RAYMOND & BRENNAN NANCY	00K190000100000	\$2,311.13
HALL KAREN & SCOTT ERWIN M	00R120090A00025	\$110.76
HAM DAVID A/LINDA C	000R30039A00000	\$4,065.94
HAM DAVID/LINDA	0R12D0002200000	\$1,379.65
HAMMOND GARY/LAURIE	00R150120C00000	\$1,550.17
HARMON KEVIN A/LINDA M	00R180000800000	\$1,381.49
HASKELL BETSY A	00I310000500000	\$1,170.75
HIGH STREET RENTAL PROPERTY LLC	00I290004600000	\$2,171.78

HILL ROBERT H/MARIE	00R210037D00000	\$1,500.67
HOBBS JOAN	0R15A0000500000	\$741.53
HOBBS JOAN F	00R110000600000	\$2,417.49
HOBBS JOAN F & TRESS JUDITH M	0R15A0001500000	\$2,199.28
HOBBS JOAN I	00R110000700000	\$3,563.52
HOEL FRANCES P	00R150005400000	\$4,139.29
HOLDEN WAYNE	0R16A0007600000	\$723.20
HORR ARLO J/JENNIFER L	000R60007000000	\$3,490.17
HOWES ERIC & CAMIRE HEIDI & GAGNE CINDY	000R50000100000	\$1,772.04
HOWES ERIC & CAMIRE HEIDI & GAGNE CINDY	000R50000100001	\$835.05
HOWES ERIC & CAMIRE HEIDI & GAGNE CINDY	000R50000800000	\$3,935.75
HOWES ERIC & CAMIRE HEIDI & GAGNE CINDY	000R50005400000	\$3,503.01
HOWES ERIC & CAMIRE HEIDI & GAGNE CINDY	000R50008B00000	\$29.55
HUBERT NORMAN	00R130010000003	\$101.59
HUFF KENNETH W	00J170001200000	\$2,358.81
HUSSEY CHARLES H	00R220034K00000	\$1,275.12
HUUSKONEN NYRIK T AS TRUSTEE OF THE	00K320004400000	\$1,618.02
JACKSON SCOTT	00R130010000043	\$164.59
JAGGER MILL LLC	00R150006900000	\$2,628.36
JALBERT DENNIS	00I250000400000	\$2,445.00
KER SOKHAN/SOKHA	00R120027C00000	\$2,322.14
KINGSBURY BOBBY C	00R180055C00000	\$1,588.68
KIRKPATRICK ASHLEY A	0R13A0000400000	\$1,423.65
LANDRY CHARLES P/DONNA M	00K320004900000	\$1,899.06
LAPERRIERE GARY L/WENDI A	0R15B0001200000	\$4,478.28
LAPERRIERE WENDI A & GARY L (JTS)	0R19A0016700000	\$1,739.05
LEBEL RAYNOLD C/JOAN M	00J310007000000	\$1,286.13
LEGERE SANDRA A & AUSTIN ROBERT L JR	0R24A0003100000	\$1,100.93
LEGERE SANDRA A & AUSTIN ROBERT L JR	0R24A0004200000	\$882.72
LEPAGE ROBERT	00R190010000054	\$195.10
LETOURNEAU RENE A/WINIFRED D	00I290001700000	\$1,199.95
LIBBY DANA A & KATHY K (JTS)	00K200002700000	\$2,183.73
LIBBY JOANNE	000R50045D00000	\$3,176.63
LINDVALL JAMES W & MITCHELL CAROL &	00I290000600000	\$2,595.35
LINDVALL JAMES W & MITCHELL CAROL L &	00J130001200000	\$1,839.89
LOWN BRADLEY M TRUSTEE	0R16B0000300000	\$1,607.02
LUNNY ROBERT J JR	00K210001200000	\$3,004.25
LYMAN KAREN B	00H300003300000	\$2,400.98
MARCEAU JOSEPH/MARION H & KERRIGAN		
LINDA	00H300022H00000	\$160.28
MARCEAU RICHARD	00K290001500000	\$2,835.56

MARSHALL PETER	00K140000400235	\$843.28
MARTEL PATRICK	00R190010000017	\$180.00
MARTEL RAYMOND J/EDWINA	000R10013C00000	\$2,182.78
MATERESE ALFRED J	00L170000100000	\$2,782.40
MATHIEU JAMES L & CAROL ANN	00K330006200000	\$1,754.80
MCCORMICK JILL E	00I220000200000	\$2,712.70
MCCORMICK JILL E	00I220002A00000	\$677.36
MCCORMICK JILL E	00I220002B00000	\$239.12
MCCORMICK ROBERT P	00J310000700000	\$3,079.44
MORAN TIM	00R130010000001	\$504.09
MOREHART MICHELLE	00R150011700000	\$1,337.47
MORIARTY PAMELA G	00J130001600000	\$145.60
MORIARTY PAMELA G	00J130001700000	\$165.77
MORIARTY PAMELA G	00J130003200000	\$215.28
MORIARTY PAMELA G	00J130003500000	\$1,946.24
MORIARTY PAMELA G	00J130003800000	\$209.78
MORRISSETTE GERRY/KATHLEEN	00R150120E00000	\$940.32
MOSES NANCY A	00J330001700000	\$1,971.91
MOSHER BRIAN W & JOAN I	00M290006900000	\$165.77
MOUSAM VALLEY MOTEL	000R20004200000	\$3,183.95
MURPHY CARMEN F	00H300003600000	\$2,654.04
MURPHY PHYLLIS M	00R100009H00000	\$4,153.96
NASON JAMES H	000R80003600000	\$4,661.88
NEVISON RICHARD/DOUGLAS	000R40001200000	\$1,135.77
NEWFIELD DESIGN INC	00R110041D00000	\$1,020.67
NEWHALL PEGGY S	00R120007100000	\$2,014.09
NEWTON KENNETH J & QUINT TINA M	00R240004100000	\$995.07
NOBLE ARTHUR E/AMANDA M	00R160004B00000	\$2,347.82
NORMAND PAUL R	0R13A0000500000	\$1,728.85
NORTON LYNNE M	00R120090A00065	\$438.98
NORTON SR HARRY & TSAMPAS CONSTANTIN	00I290003300000	\$2,146.10
O'CONNELL GARY F/RYAN S	00K150004600000	\$305.08
OAKWOOD INN LLC	00K310002000000	\$5,917.94
OAKWOOD INN LLC	00K310002200000	\$47.51
OAKWOOD INN LLC	00K310002300000	\$3,086.54
PAIEMENT SUZANNE J	00F280001500000	\$664.53
PALMER DONALD	000R20002300001	\$632.55
PAPALE ELLEN M	00R200000800009	\$1,473.16
PATERSON SANDRA R	0R15A0011000000	\$3,820.23
PAUL BERRY	00R130010000078	\$382.14
PELLETIER SARAH	00R120090A00038	\$301.47

PERREAULT MARCEL (LIFE ESTATE)	000R90002300000	\$1,315.22
PERRY ALLISON	00R110002800000	\$2,798.29
PHILLIPS EDWARD A/MARY L	00M160000600000	\$2,204.79
PHOENIX ASSOCIATES GROUP LLC	00J280000900000	\$4,372.99
PIERCE PHILLIP	00R130010000005	\$279.46
PINETTE SCOTT E	00R120047A00000	\$2,791.56
POMBRIANT LISA	000R80000500000	\$1,740.87
POMBRIANT MARK J	00K280005400000	\$1,702.37
PZA LLC	00L320007B00000	\$756.21
QAD INVESTMENTS INC	00K290002000000	\$3,405.83
QUINN WILLIAM R/JOHN R/ROBERT J	0R21A0006200000	\$2,160.31
RCK REALTY TRUST	00R120071B00000	\$2,224.96
RHINO PROPERTY DEVELOPMENT LLC	00K140000900000	\$2,868.57
RICHER GLORIA A	00J170000900000	\$3,701.05
RICHER GLORIA A	00K320000300000	\$2,069.10
ROBERGE CORA M & RICHARD R	00J170002300000	\$1,900.40
ROBERTS PEGGY A	00J310007500000	\$670.02
ROBERTS PEGGY A	00J310075A00000	\$674.93
ROBERTSON SCOTT A/ANNE M	00R240000500000	\$2,092.93
ROCKWELL INVESTMENT GROUP LLC	00J140012B00000	\$14.86
ROGER ELEITA L	00R110000100000	\$1,126.60
ROUSSIN JANET	00J340003900000	\$2,102.10
RUEL ELDORA	00R120004100000	\$3,229.80
SARGENT DEAN R/THERESA A	00L160000100000	\$1,181.56
SARGENT HENRY J/PAULINE	00I280009600000	\$1,548.96
SCALLY JOYCE	00K350004000000	\$1,717.03
SCANLAN DAVID	0R16A0004800000	\$114.41
SCANLAN DAVID	0R16A0005C00000	\$660.85
SCANLAN DAVID J JR	0R16A0009400000	\$1,242.13
SCARBOROUGH WOODS LLC	00R190003200000	\$1,218.82
SCHULTZ PETER T	0R12F0001200000	\$1,630.55
SCOTT GEORGE A & PATRICIA A TRUSTEES OF	00I290006000000	\$1,700.00
SCOTT JOHN/KATHLEEN	00R130010000040	\$382.14
SHAW RICHARD H	000R60004500000	\$3,552.52
SHAW RICHARD H	000R60005300000	\$9,102.97
SHAW RICHARD H	000R60072A00000	\$151.10
SHAW'S RIDGE FARM	000R60053A00000	\$7,056.62
SIMONDS JOHN P TRUSTEE OF THE	000R50011A00000	\$191.44
SKILLINGS THERESA	00R230002100015	\$224.45
SMITH BRUCE A/BRYAN D & MYRL A	0R25A0000800000	\$2,716.37
SMITH FRANK W/KAREN E	000R80012C00000	\$1,399.82

SMITH FRED W & LISA L (JTS)	00R190045D00000	\$1,039.15
SMITH FRED W & LISA L (JTS)	00H280005600000	\$1,234.79
SMONDS JOHN P TRUSTEE OF THE	00L150000300000	\$4,007.26
STANLEY TAMMY	00L280002700000	\$849.69
STAPLES MICHAEL	00R230002100033	\$328.97
STONE & STONE LLC	00J300004400000	\$3,991.64
SURPLUS BUSINESS ASSETS INC	00J290017A00000	\$3,226.62
TALAMELLI GARY W	0R16A0006100000	\$919.40
TARBOX MELISSA	00R190010000066	\$447.80
TERISON PHILIP	00L360038D00000	\$612.45
THERRIEN MARK E	00J310000500000	\$2,226.79
THIBODEAU PAUL	00R130010600000	\$3,037.25
THOMPSON DALE R/DEANNA L	00R60005100000	\$2,380.82
TIDY MISS LLC	00R90012A00000	\$5,300.14
TUTTLE BILLY L & BRENDA L (JTS)	00I280006400000	\$1,832.56
VACHON J MARTIN	00I290002400000	\$573.95
WALKER BRYAN/MARY	00R130010000046	\$369.30
WALKER TERRI A	00R110019A00000	\$323.89
WALLACE DEREK	00J290000700000	\$3,424.16
WALSH LORRAINE E HEIRS OF	00R50045A00000	\$757.86
WATSON FRANK C	00L330018B00000	\$732.37
WATSON ROGER C/NADINE R	00R90003700000	\$1,848.72
WEBB JAMES E	00R70000700000	\$1,441.99
WEBB JAMES E	00R70007A00000	\$904.74
WEBSTER JAMES A/LOLA C	00R20001300000	\$2,544.02
WEEKS LESLIE K	00R150005200000	\$1,747.75
WHITE THOMAS/BARBARA	00R30000300000	\$1,026.52
WHITE THOMAS/BARBARA	00R30000800000	\$283.66
WHITTEN MARY L & KASHA M	00R120006000000	\$1,992.08
WILLIAMS SOPHIE S/CHEVALIER ROBERT (JT)	00R110056B00000	\$394.22
WOODMAN LLOYD C/DORIS	00J330014C00000	\$1,439.50
WORDEN DANA A/CHRISTINE E	00R60006800001	\$1,605.18
WYMAN JACQUELINE	00M300004200000	\$2,098.44
YOUNG RAYMOND H	00L370000700000	\$283.12
YOUNG RAYMOND H	00L370000800000	\$2,177.29
ZIENKIEWICZ KENNETH/JILL	00R110007800000	\$1,021.99
	TOTAL:	\$452,138.12

<u>TREEGROWTH WITHDRAWAL PENALTY</u>	Property ID	Unpaid Balance
BANGS MOBILE HOME PARK LLC	00R220004000000	\$3,688.11

***Waivers of Foreclosure approved by City Council**

***2010 REAL ESTATE TAX LIENS**

Customer Name	Property ID	Unpaid Balance
GALE HARVEY L/CAROL ANN	00I1800014000000	\$478.60
GATEWAY PROPERTIES LLC	00J290001800000	\$9,696.68
	TOTAL:	\$10,175.28

***2009 REAL ESTATE TAX LIENS**

Customer Name	Property ID	Unpaid Balance
GALE HARVEY L/CAROL ANN	00I1800014000000	\$480.02
GATEWAY PROPERTIES LLC	00J290001800000	\$14,450.45
	TOTAL:	\$14,930.47

***2008 REAL ESTATE TAX LIENS**

Customer Name	Property ID	Unpaid Balance
GALE HARVEY L/CAROL ANN	00I1800014000000	\$466.50
GATEWAY PROPERTIES LLC	00J290001800000	\$14,004.46
	TOTAL:	\$14,470.96

***2007 REAL ESTATE TAX LIENS**

Customer Name	Property ID	Unpaid Balance
GALE HARVEY L/CAROL ANN	00I1800014000000	\$440.42
GATEWAY PROPERTIES LLC	00J290001800000	\$13,150.85
	TOTAL:	\$13,591.27

***2006 REAL ESTATE TAX LIENS**

Customer Name	Property ID	Unpaid Balance
GALE HARVEY L/CAROL ANN	00I1800014000000	\$437.34

***2005 REAL ESTATE TAX LIENS**

Customer Name	Property ID	Unpaid Balance
GALE HARVEY L/CAROL ANN	00I1800014000000	\$447.11

CITY CLERK & REGISTRAR OF VOTERS

The Municipal Clerk is responsible for recording life events from beginning to end. This includes events that take place in Sanford/Springvale for residents and non-residents as well. So if you live in Sanford, and have a baby or get married in Sanford, we have a record of it. It also means that if you live in Lebanon or Alfred, have a baby in Sanford, we have a record of that too. The Clerk records events for Sanford/Springvale residents that may occur in a different Maine Municipality. This means if you live in Sanford and have a baby in Lewiston or get married in Fort Kent, we will have a record of it. Death records are now filed electronically by the funeral directors making arrangements for the family. The rule for recording death records is "if it happened here, it's recorded here." If someone is a resident and passes on outside of Sanford, but in Maine, we will be able to access the record and issue a copy as long as the information is reported correctly to the funeral director entering information.

Other reports listed in this section are Voter Registration and Election statistics for the same fiscal period. June 2013 was the first election under the new City Charter. In November 2012, voters adopted a new Charter which eliminated the Representative Town Meeting for the budget approval process. Now a referendum vote by ALL registered voters on the second Tuesday in June determines whether Municipal & School Budgets are passed as recommended by the Budget Committee and City Council. This first election had a disappointingly low turnout with only 11% of registered voters voting. I hope that citizens read this and become aware of how they now are able to have a vote in the budget process.

BIRTH STATISTICS

Sanford Birth Statistics	Resident	Resident	Non Resident	Non Resident	Out of City Births to Sanford Residents	
<u>Month of Birth</u>	<u>Boys</u>	<u>Girls</u>	<u>Boys</u>	<u>Girls</u>	<u>Boys</u>	<u>Girls</u>
July 2012	8	6	6	6	4	7
August 2012	8	6	5	3	3	3
September 2012	12	13	5	3	9	8
October 2012	15	9	4	7	10	4
November 2012	9	5	1	3	5	2
December 2012	14	7	4	5	8	5
January 2013	8	8	3	3	3	1
February 2013	4	3	4	0	6	3
March 2013	7	4	3	1	7	2
April 2013	11	10	3	7	5	8
May 2013	12	8	4	3	5	5
June 2013	11	10	6	2	5	4
Fiscal Year Totals	<u>119</u>	<u>89</u>	<u>48</u>	<u>43</u>	<u>70</u>	<u>52</u>

MARRIAGE STATISTICS


Month Married	Resident Couples	Non Resident Couples	Month Married	Resident Couples	Non Resident Couples
July 2012	18	2	January 2013	7	0
August 2012	23	3	February 2013	6	0
September 2012	20	1	March 2013	8	0
October 2012	23	0	April 2013	3	0
November 2012	7	0	May 2013	16	0
December 2012	5	0	June 2013	14	0
FISCAL YEAR TOTALS:				150	6

DEATH STATISTICS

Sanford Death Statistics	Sanford Residents		Non Sanford Residents		Out of Town Deaths Sanford Residents	
	Male	Female	Male	Female	Male	Female
Month						
July 2012	8	8	2	4	2	3
August 2012	5	8	3	2	0	0
September 2012	6	5	1	0	0	1
October 2012	8	9	3	1	1	2
November 2012	4	7	1	0	1	0
December 2012	12	8	2	4	3	1
January 2013	13	16	2	4	6	3
February 2013	6	10	2	4	1	1
March 2013	5	16	0	4	2	2
April 2013	10	6	2	2	2	1
May 2013	11	10	2	2	2	1
June 2013	11	8	1	0	3	1
FISCAL YEAR TOTALS	99	111	21	27	23	16

VOTER REGISTRATION STATISTICS

Registered Voters as of November 6 2012		<u>City Ward # & State Legislative District #</u>												TOTAL
		Ward 1-143	Ward 1-144	Ward 2-143	Ward 3-143	Ward 3-144	Ward 4-142	Ward 4-144	Ward 5-142	Ward 6-142	Ward 6-143	Ward 7-142	Ward 7-143	
P A R T Y	D	236	497	639	568	146	512	199	604	453	208	531	188	4781
	G	15	45	58	57	19	59	20	76	34	25	42	12	462
	R	119	381	364	355	162	380	169	518	255	108	258	80	3149
	U	296	613	813	638	204	590	329	896	497	304	588	186	5954
TOTAL		666	1536	1874	1618	531	1541	717	2094	1239	645	1419	466	14,346
KEY: D = Democrat G = Green Independent R = Republican U = Unenrolled														
Registered Voters as of June 11 2013		<u>Town Ward # & State Legislative District #</u>												TOTAL
		Ward 1-143	Ward 1-144	Ward 2-143	Ward 3-143	Ward 3-144	Ward 4-142	Ward 4-144	Ward 5-142	Ward 6-142	Ward 6-143	Ward 7-142	Ward 7-143	
P A R T Y	D	231	470	609	546	152	500	199	588	435	202	513	179	4624
	G	15	43	56	52	19	60	20	71	30	22	43	13	444
	R	114	369	355	337	164	371	167	511	250	103	250	77	3068
	U	276	583	791	633	203	567	321	883	487	292	572	187	5795
TOTAL		636	1465	1811	1568	538	1498	707	2053	1202	619	1378	456	13,931



Voter Turnout

General Election November 6, 2012							
Approximate 67 %	WARD 1	WARD 2	WARDS 3 & 7	WARDS 4 & 5	WARD 6	ABSENTEE BALLOTS	TOTAL
Voter Turnout All Ballot	1208	1004	2144	2523	972	1837	9688
Municipal & School Budget Validation Referendum Election June 11, 2013							
Approximate 11 %	WARD 1	WARD 2	WARDS 3 & 7	WARDS 4 & 5	WARD 6	ABSENTEE BALLOTS	TOTAL
Voter Turnout City Ballot	247	172	429	471	165	95	1579

Town Earnings Report
July 1, 2012 - June 30, 2013

Name	Amount	Name	Amount
ADAMS, COLLEEN	\$53,187.33	CHEA, LINNA	\$116.00
ADAMS, CRYSTAL	\$52,918.78	CHENEY, ERIC	\$51,180.11
ADAMS, JEANNE	\$3,675.00	CHEVALIER, VELMA	\$280.00
ALLAIRE, JEANNE	\$28,239.66	CLARK, ANDREW	\$54,231.93
ALLEN, CHAD	\$74,011.70	CLARK, SHANNON	\$22.50
ALLEN, EVERETT	\$35,795.21	CLOUTIER, ANITA	\$396.00
ALLEY, EUGENE	\$67,689.28	COCKBURN, EDWARD	\$488.25
ANDERSEN, CRAIG	\$87,025.18	COLE, JAMIE	\$47,618.15
ANDERSEN, SHIRA	\$47,432.82	COLE, SAMANTHA	\$46,397.72
ANDRESON, CHARLES	\$91,792.72	COLSON, JENNIFER	\$13,328.56
APRIL, ROBERT	\$53,809.27	CONNOLLY, THOMAS	\$88,824.03
ARCHAMBAULT, JARED	\$64,844.86	COTE, BRANDON	\$164.00
AUGER, PAUL	\$30.25	COTE, DANNY	\$41,127.65
AUGER, PETER	\$207.00	COTE, KOBEIGH	\$37.50
BAILEY, CYNTHIA	\$59,296.29	COTE, RAYMOND	\$160.00
BAKER, ASHLEY	\$156.00	COTE, RONALD	\$320.00
BAKER, PETER	\$156.00	COTE, SUSAN	\$57,476.78
BANNON, FLEURETTE	\$211.50	CRAWFORD, DEBORAH	\$40,236.37
BEAUCHESNE, ABBIGAYLE	\$16.88	CROSBY, FAITH	\$2,284.00
BEECHER, ERIC	\$69,749.41	CUDMORE, ALLEN	\$49,771.30
BEGIN, EMILY	\$901.50	CUNNINGHAM, MARC	\$54,219.32
BENOTTI, STEVEN	\$72,708.46	CURLEY, BARBARA	\$160.00
BERNIER, DANIEL	\$1,760.63	CUSHING, GARY	\$69,404.04
BERTHIAUME, JEAN	\$292.00	CUTRER, PETER	\$49,804.28
BERTRAND, RICHARD	\$275.00	CYR, CHRISTOPHER	\$58,002.76
BEYEA, AMY	\$2,717.00	DARRAGH, ELIZABETH	\$645.00
BEYEA, KATIE	\$2,622.00	DAUDELIN, MEGAN	\$1,428.00
BEYER, MEGYN	\$30.00	DAVIS, MARSHAL	\$65,203.14
BLACK, LORI ANN	\$410.00	DAVIS, RAYMOND	\$44,691.00
BLACK, SANDRA	\$3,030.50	DEBOTH, KOREY	\$45.00
BLOOD, MARY	\$300.00	DEBOTH, SUSAN	\$3,946.25
BLOUIN, MARCEL	\$69,877.37	DEHAVEN, TIMOTHY	\$87,021.78
BOLDUC, KEVIN	\$13,292.94	DEMERS, TRAVIS	\$1,104.00
BOND, RICHARD	\$51,832.42	DENIKE, DANIEL	\$6,556.83
BOTTING, WILLIAM	\$86,616.62	DEROCHE, ROER	\$15,532.00
BOURQUE, DALE	\$51,937.48	DESROCHERS, BRIAN	\$47,098.93
BOWLES, DAVID	\$120.00	DINGLE, BRITTANY	\$1,888.00
BOYLE, BARBARA	\$88.00	DOIRON, KELSEY	\$1,512.00
BOYLE, FREDERICK	\$380.00	DORE, KELLY	\$38,909.45
BRALEY, TROY	\$73,317.68	DUBE, JORDAN	\$1,033.14
BREWER, JUSTIN	\$2,762.06	DUBOIS, PAUL	\$60,237.54
BROOKS, JASON	\$67,308.37	DUGGAN, THOMAS	\$60,241.06
BUCK, STEVEN	\$99,418.32	DUGRE, RICHARD	\$4,158.00
BUCKLIN, BARBARA	\$35,611.66	DYER, MARK	\$84,824.52
BUCKLIN, RICHARD	\$2,641.56	ELDRIDGE, DAVID	\$2,403.50
BURBANK, ALIX	\$3,351.31	ELLIS, CHARLES	\$35,798.40
BURGESS, KENNETH	\$3,999.96	ELWELL, JOHN	\$11,445.00
BURNETT, CHARLES	\$17,300.00	EMMONS, DWIGHT	\$69,707.78
CABANA, DONALD	\$37,464.65	EMMONS, JAMES	\$39,763.99
CABANA, ROBERT	\$371.25	FLAYHAN, MELISSA	\$65,905.43
CABANA, RONALD	\$24,220.00	FLEWELLING, JOHN	\$56,468.23
CALNAN, CHRISTOPHER	\$42,656.42	FLOOD, PATRICK	\$58,442.37
CAMIRE, COURTNEY	\$22.50	FLOYD, LAWRENCE	\$313.00
CAMIRE, ZACHARY	\$1,901.25	FOISY, SCOTT	\$62,829.80
CARLSON, AUDREY	\$1,552.00	FRASER, ERIN	\$2,987.50
CARON, STEPHEN	\$60,927.36	FRASER, NICOLE	\$22.50
CASSERLY, MICHAEL	\$55,785.28	FRENCH, CARL	\$47,995.60
CHAMPLIN, JASON	\$80,325.41	FULLER, NANCY	\$284.00
CHAMPLIN, JONATHAN	\$1,663.13	FURBISH, JONATHAN	\$40,380.90
CHAMPLIN, RONNI	\$88,495.72	FURBISH, LAWRENCE	\$385.00
CHAPAIS, ZACHARY	\$6,198.00	GAGNE, BARBARA	\$74,415.65
CHASE, SCOTT	\$44,397.95	GAGNE, DONALD	\$3,307.50

Town Earnings Report
July 1, 2012 - June 30, 2013

Name	Amount	Name	Amount
GAGNE, MATTHEW	\$68,022.93	JACKSON, PATRICIA	\$33,045.69
GAGNON, ARMAND	\$47,650.89	JOHNS, MATHEW	\$62,414.83
GAGNON, JOSEPH	\$31,854.35	JOHNSON, STACEY	\$48,514.12
GAGNON, RENE	\$42,500.66	JONES, GREGORY	\$51,457.72
GALLAHER, JANET	\$65,838.42	JONES, MATTHEW	\$75,093.80
GARNSEY, ELLEN	\$626.25	JOURDAIN, JOSEPH	\$55,880.78
GARNSEY, JENNA	\$352.50	KEENE, RAYMOND	\$52,551.74
GAUDREAU, RYAN	\$58,448.24	KIRK, CHAD	\$2,442.69
GAY, CHRISTOPHER	\$47,726.47	KRALL, JENICA	\$1,537.53
GAY, GERALD	\$63,962.34	L'HEUREUX, CAROLINE	\$922.00
GEAUMONT, JEFFREY	\$49,444.68	L'HEUREUX, IAN	\$4,012.25
GERRISH, JANE	\$292.00	LEMBERT, KEVIN	\$50,478.64
GERRY, CONSTANCE	\$369.00	LANDRY, PETER	\$3,487.00
GERRY, LANE	\$120.00	LAVALLEE, JOHN	\$62,726.39
GERRY, MEGHAN	\$3,899.50	LAVALLEE, MICHELLE	\$7,563.71
GIBSON, DONALD	\$17,649.83	LAVERTU, STEVEN	\$237.32
GILBERT, JAMES	\$43,043.22	LEBRUN, NANCY	\$38,940.00
GILE, DANIEL	\$990.00	LEDOUX, JAMIE	\$54,594.85
GILE, MATTHEW	\$1,023.75	LEGERE, DEREK	\$11,620.02
GILMAN, THOMAS	\$40,630.77	LEGERE, EVAN	\$1,196.25
GOODNESS, LORRAINE	\$3,591.00	LEGERE, RYAN	\$4,102.00
GOODRICH, BLAINE	\$11,726.00	LETOURNEAU, LEO	\$60,540.67
GOODWIN, JAMIE	\$64,824.75	LEVANGIE, TRACY	\$40,940.62
GORDON, MICHAEL	\$54,708.11	LEVESQUE, TODD	\$47,474.92
GORE, BENJAMIN	\$6,058.50	LITTLEFIELD, BRADFORD	\$3,999.96
GOUIN, DEVIN	\$303.76	LIZOTTE, SCOTT	\$55,512.39
GOUIN, MICHAEL	\$2,324.00	LIZOTTE-JOHNSON, KELSEY	\$1,020.78
GRAFFAM, NICHOLE	\$22.50	LORD, DALE	\$850.50
GRAMES, KRISTEN	\$1,682.18	LORD, LANCE	\$6,612.00
GRAY, DONNA	\$46,335.39	LORD, LAURIE	\$2,745.60
GRAY, KATELYN	\$3,129.50	LORD, SHERRY	\$67,658.14
GREAVES, PATRICIA	\$192.00	MACDONALD, MARIAN	\$396.00
GREGOIRE, STEVE	\$44,442.35	MAGGIO, VIRGINIA	\$50,175.48
GRONDIN, ROBERT	\$325.50	MAILHOT, RITA	\$188.00
GRONDIN, RONALD	\$56,483.52	MALMSTROM, ALLIE	\$3,362.75
GUINARD, AMY	\$13,501.32	MARKLAND, STACY	\$35,987.00
GULNAC, JAMES	\$78,274.86	MARQUEZ, VALIANT	\$916.50
GWILT, COURTNEY	\$973.13	MARTEL, RAYMOND	\$55,066.50
HAGAN, KRISTEN	\$51,878.47	MARTIN, MICHAEL	\$160.00
HALEY, ERIKA	\$62,254.86	MARTIN, TIMOTHY	\$11,646.69
HALL, RANDY	\$44,109.23	MARTINEAU, DANIEL	\$54,778.61
HALL, SHERM	\$40,475.48	MASELLAS, LAUREN	\$43,207.17
HAMMERLE, ALEXANDER	\$52,534.06	MASTRACCIO, ANNE-MARIE	\$1,999.98
HAMMERLE, HEIDI	\$1,402.50	MAYNARD, JOLEEN	\$45,834.91
HANSLIP, JOSEPH	\$3,999.96	MCADAM, ELLEN	\$180.00
HARGROVE, TEHODORE	\$309.00	MCADAM, JOHN	\$128.00
HARMON, MARTIN	\$12,747.88	MCGLINCEY, DANIEL	\$540.00
HARTLEY, ZACHARY	\$20.63	MACKECHNIE, SUZANNE	\$22,787.68
HAYES, DEREK	\$11,025.42	MCNAMARA, JAMES	\$39,648.82
HEGARTY, LORI	\$45,930.07	MELANSON, ARMAND	\$3,727.50
HEGARTY, PETER	\$1,715.13	MILAM, AMY	\$44,465.00
HERLIHY, MAURA	\$4,500.00	MILLS, KENDALL	\$38,660.27
HOCKENBERRY, DEREK	\$38,743.84	MOHR, HAYLEY	\$20.63
HODGDON, ALYSSA	\$1,852.50	MONTOURI, LAWRENCE	\$10,434.88
HODGE, KEITH	\$59,562.55	MOOERS, SCOTT	\$20,330.58
HOUDE, IRENE	\$33,280.00	MOREAU, ROGER	\$949.28
HOWARD, SANDRA	\$3,381.00	MORISSETTE, BARBARA	\$36,818.40
HUSSON, FRANCES	\$36,491.98	MORRISON, PAUL	\$57,052.08
JACK, BLAINE	\$1,202.70	MOSES, THOMAS	\$52,634.17
JACK, BLAINE	\$1,964.90	MOULTON, JOHN	\$56,738.29
JACK, KAELIN	\$2,417.00	MURPHY, EDDIE	\$55,079.29
JACK, KAREN	\$1,919.50	MURRAY, CHERI	\$50,690.82

Town Earnings Report
July 1, 2012 - June 30, 2013

Name	Amount	Name	Amount
NEUBERT, ERIC	\$60,914.50	SMITH, BETTE	\$42,044.60
NICHOLS, CODY	\$20.63	SMITH, BRIAN	\$61,957.79
NICHOLS, LINDSAY	\$218.75	SMITH, FRED	\$1,999.98
NICHOLS, NORMAN	\$61,626.90	SMITH, HAROLD	\$67,268.33
NIEHOFF, AMANDA	\$54,967.41	SMITH, PETER	\$58,611.93
NIMON, JAMES	\$86,667.00	SMITH, RICHARD	\$47,938.76
NOBERT, ALISON	\$1,455.00	SOUTHARD, DWIGHT	\$68,224.65
NOBLE, ALBERT	\$46,487.02	ST. CYR, VIRGINIA	\$312.00
NOBLE, CHARLES	\$188.00	ST. LAURENT, ROGER	\$7,727.50
NOH, MOHAMED	\$1,321.88	STANLEY, SARAH	\$1,171.89
O'CONNOR, ELIZABETH	\$37,440.00	STAPLES, DANIEL	\$44,535.85
O'GORMAN, BRENT	\$10,364.75	STEFANO, JOSEPH	\$57,722.69
OAK, LYNDON	\$52,374.31	STONE, LARRY	\$55,504.12
OUELLETTE, STEVEN	\$57,284.13	STORMAN, RODNEY	\$58,758.54
PAQUIN, THOMAS	\$41,694.27	STROUT, TIMOTHY	\$77,923.18
PARENT, RAYMOND	\$4,277.28	SWEENEY, CAROLYN	\$445.00
PARKER, KORY	\$42,393.35	TEMM, DYLAN	\$1,245.01
PARRY, DANA	\$29,265.67	THOMPSON, ANDREA	\$2,070.00
PARSONS, THERESA	\$288.00	THOMPSON, DEBORAH	\$2,788.50
PAYEUR, MAURICE	\$43,989.14	THOMPSON, MICHELLE	\$24,811.36
PELLETIER, HEATHER	\$51,602.85	THORNELL, ADAM	\$1,099.25
PENNEY, LORI	\$1,186.50	THORNELL, CASEY	\$1,702.00
PEPIN, RYAN	\$37.19	THORNTON, MICHAEL	\$64,470.21
PERREAULT, ANDREA	\$20.63	THYNG, WILLIAM	\$8,054.00
PETTENGILL, APRIL	\$27,696.05	TIERNAN, AISLING	\$1,366.88
PHILLIPS, ALBERT	\$32,798.74	TIERNAN, KATE	\$1,452.00
PHILLIPS, SHARON	\$55,616.83	TINSMAN, WILLIAM	\$47,551.83
PLANTE, DORIS	\$168.00	TITCOMB, JAMES	\$2,520.44
PLANTE, SYDNEY	\$80.63	TOWER, WILLIAM	\$85,182.06
PLOURDE, JOEL	\$304.00	TOWNSEND, JASON	\$35,064.47
PLUMMER, DONITA	\$260.00	TRAVERSO-PENN, KALEB	\$20.63
RACICOT, DAVID	\$2,961.00	TROWBRIDGE, MARGARET	\$252.00
RAYMOND, ANDREW	\$63,899.77	TUNNEY, VIOLA	\$296.00
RECORD, LINDA	\$3,094.00	TURGEON, KATHLEEN	\$185.63
REED, CHRISTIAN	\$47,562.70	TURNER, JUDITH	\$435.00
RICKER, KATHLEEN	\$136.00	TUTTLE, ANN	\$37,440.00
RICKETTS, LORISA	\$8,130.24	VALENTI, TRISTAN	\$37,074.50
ROBERTS, JENNIFER	\$1,771.75	VALIDO, DARCY	\$56,544.90
ROBERTS, SARAH	\$64,489.13	VANASSE, RYAN	\$873.75
ROERS, MARY	\$2,278.88	VERMETTE, AMANDA	\$2,156.00
ROSS, SHIRLEY	\$244.00	VEZINE, RENE	\$1,323.00
ROWE, JEFFREY	\$86,685.22	WAGNER, JASON	\$92,610.57
ROY, AUDREE	\$8,506.59	WALKE, JAMES	\$31,657.33
RUBY, SUSAN	\$61,092.57	WALSH, ALAN	\$4,500.00
SABINE, RALPH	\$999.96	WALTON, GLENN	\$56,947.15
SALLS, JUSTIN	\$5,557.75	WATKINS, BRIAN	\$53,218.78
SANBORN, BRENDA	\$32.00	WATSON, ADAM	\$69,622.16
SANFORD, KELSEY	\$2,332.13	WATSON, DORIS	\$256.00
SANFORD, RYAN	\$29,393.67	WATSON, GEORGE	\$264.00
SARGENT, CLAIRE	\$256.00	WEISS, HARVEY	\$228.00
SARGENT, RAYMOND	\$120.00	WELCH, MEGAN	\$35,763.33
SAYRE, THOMAS	\$73,370.77	WENTWORTH, DANIEL	\$33.75
SEVIGNY, CATHERINE	\$31,909.76	WENTWORTH, KATHERINE	\$2,486.00
SEVIGNY, MARGARET	\$276.00	WHITE, JOHN	\$52,872.56
SHAW, PAUL	\$64,336.15	WHITE, MARISA	\$213.75
SHEESLEY, SHIRLEY	\$69,269.82	WHITE, SOPHIA	\$2,200.00
SHELDON, CHESTER	\$62,284.72	WEIGAND, PEYTON	\$910.01
SHERMAN, SARAH	\$8,381.13	WEIGAND, SPENCER	\$2,591.07
SIMPSON, PAULA	\$70,846.36	WILBER, JOSEPH	\$8,124.38
SLEEPER, ELISE	\$1,684.27	WILKINS, RICHARD	\$3,999.96
SMALL, ERIC	\$58,209.96	WILKINSON, SPENCER	\$1,098.75

Town Earnings Report
July 1, 2012 - June 30, 2013

Name	Amount		
WILSON, RAYMOND	\$24,707.15		
WOOD, LOUISE	\$284.00		
WOOD, PERRY	\$210.00		
WOODWARD, ASHLEY	\$2,052.00		
WOODWARD, LINDSEY	\$570.00		
WORDEN, KEVIN	\$49,784.77		
		Total Gross Earnings	\$10,116,408.37

MUNICIPAL VENDORS
JULY 1, 2012 - JUNE 30, 2013

4SW, LLC	450.00	ARUNDEL FORD SALES	48,487.90
A-BEST WINDOW	420.00	ASCAP	325.50
AARON GRUGNALE	460.00	ASSOCIATED EYE CARE	147.50
ABATEMENT PROFESSIONALS CORP.	3,585.00	ASSOCIATION FOR FACILITIES	205.00
ABLE ZEBRA COMMUNICATIONS, LLC	810.45	ASSOCIATION OF ENERGY ENGINEERS	185.00
ABOVE & BEYOND CATERING	525.00	ASTRO AUTOMOTIVE, INC.	239.00
ADAM WATSON	396.00	AT&T MOBILITY	401.19
ADAMSON INDUSTRIES CORP.	16,877.07	ATLANTIC COMFORT SYSTEMS, INC.	1,257.12
ADCARE EDUCATIONAL INSTITUTE OF MAINE	35.00	ATLANTIC FUEL INJECTION, INC.	899.85
ADMIRAL FIRE & SAFETY, INC.	12,540.75	ATLANTIC PARTNERS EMS, INC.	415.00
ADVANCED ELECTRONIC DESIGN, INC.	38,469.98	ATLANTIC PEST SOLUTIONS	375.00
ADVANCETEC INDUSTRIES, INC.	308.00	AUBUCHON HARDWARE	558.33
ADVANTAGE FUNERAL AND CREMATION SERVICE	1,785.00	AUDREE ROY	323.91
ADVANTAGE PEST CONTROL, INC.	700.00	AVENET, LLC	1,380.00
ADVENTURE CLIMBING	850.00	AVESTA HOUSING	688.00
AFFILIATED COMPUTER SERVICES	5,505.00	AWARDS AND RECOGNITION, LLC	240.00
AFTERFIVE BY DESIGN, INC.	889.40	BACKSTREET GRILL	234.50
AG ENGINEERS, INC.	74.50	BALLENGER AUTOMOBILE CO.	1,223.91
AIRGAS USA, LLC	2,708.74	BARBARA GAGNE	546.00
AIRVAC - AIR VACUUM CORPORATION	458.00	BARBARA MCINTYRE	54.00
AL BERARD	2,250.00	BASIX AUTOMATION	505.30
ALADDIN CARPET CLEANING, INC.	400.00	BATCHELDER BROTHERS INSURANCE	300.49
ALAN BROWN ELECTRICAL	587.28	BCR COMMUNICATIONS	884.00
ALBERT PHILLIPS	218.24	BEACON ATHLETICS	1,292.27
ALDEN WINSLOW	500.00	BEARINGS SPECIALTY COMPANY, INC.	441.54
ALERT-ALL CORP.	1,590.00	BEAUPRE FUELS	228.09
ALEX HAMMERLE	109.87	BEAUREGARD EQUIPMENT, INC.	8,208.18
ALL STATE FIRE EQUIPMENT	48.00	BEN'S UNIFORMS	17,980.00
ALLEN UNIFORM	247.43	BENCHMARK	79,430.88
ALLEN'S DRILLING & BLASTING, INC.	3,875.00	BERGERON PROTECTIVE CLOTHING, LLC	9,336.52
ALPHA & OMEGA TOWING, LLC	200.00	BERGERON'S SHOE STORE	684.79
ALTA M. GAVEL	210.00	BETHANY JENSEN	65.00
AMANDA NIEHOFF	288.00	BETTE MARIE SMITH	1,205.03
AMERICAN ARBITRATION ASSOCIATION	250.00	BIBBER MEMORIAL CHAPEL	1,385.00
AMERICAN MEDICAL RESPONSE, INC.	250.00	BIDDEFORD FREE CLINIC	300.00
AMERICAN PLANNING ASSOCIATION	1,042.00	BILL BOUGIE CONCRETE FINISHING	7,576.00
AMERICAN PUBLIC WORKS ASSOCIATION	339.00	BILL DODGE AUTO GROUP	18,483.00
AMERICAN SECURITY ALARM	2,281.86	BIO-SPECIALISTS, LLC	537.90
AMY GATES	457.00	BISCO	122.25
AMY GUINARD	255.76	BLACK BEAR AUTOMOTIVE	13,069.75
AMY MEURRENS	1,160.00	BLOW BROTHERS	561.68
AMY MILAM	207.00	BLR	347.00
ANDERSON ASSOCIATES	625.00	BLUE TARP FINANCIAL, INC.	1,104.70
ANDREW CLARK	216.00	BLUEGLOBES, LLC	1,034.96
ANDREW RAYMOND	396.00	BNY MELLON CORPORATE TRUST	5,303.33
ANIMAL WELFARE SOCIETY, INC.	20,044.07	BOB FONTAINE	150.00
ANN GOSLINE	1,700.00	BOBCAT OF NEW HAMPSHIRE	404.50
ANNE MARIE MASTRACCIO	98.79	BONNIE HEPTIG	1,318.00
ANTHONY JACK	725.00	BOSTON CO.	1,500.00
APCO CLASS REGISTRATION	138.00	BOSTON RED SOX	4,960.00
APPLIED CONCEPTS, INC.	6,221.50	BOUND TREE MEDICAL, LLC	19,905.05
ARISTA DEVELOPMENT, LLC	20,120.69	BRADY SULLIVAN PROPERTIES, LLC	1,138.44
ARMAND GAGNON	914.00	BREARY LIMITED PARTNERSHIP	2,013.50
ARTHUR H. DUMAS, ESQUIRE	498.00	BRIAN DAVIES	530.00
ARUNDEL AUTO SERVICE	140.00	BRIAN DESROCHERS	225.00

MUNICIPAL VENDORS
JULY 1, 2012 - JUNE 30, 2013

BRIAN MEEHAN	900.00	CJ'S FINE LINES	10,549.40
BROADCAST MUSIC, INC.	327.00	CLAYTON C. CRUMMETT	1,000.00
BRONNA ECKELMAN	100.00	CLEAN HARBORS, INC.	3,065.08
BROX INDUSTRIES, INC.	1,185.48	CLEAN-O-RAMA	174.01
BRUCE CARON	1,800.00	CLIA LABORATORY PROGRAM	150.00
BSN SPORTS, INC.	842.20	COCA-COLA BOTTLING COMPANY	9.60
BUCKLIN APPRAISAL, LLC	5,000.00	COCKPIT CAFE	600.00
BUDGET DOCUMENT TECHNOLOGY	3,825.77	COLLEEN ADAMS	396.00
BUILD IT CONSTRUCTION	450.32	COMFORT SYSTEMS USA	4,830.69
BUSINESS COMMUNICATIONS OF MAINE, LLC	383.00	COMMONS HOUSING/YCSPI	74.00
BUSINESS MANAGEMENT DAILY	127.00	COMPUTER PROJECTS OF ILLINOIS	1,716.00
BUXTON FIRE & RESCUE	80.00	COOPER CROUSE-HINDS, LLC	3,158.97
C.A.S. OF NEW ENGLAND	2,288.00	CORNER POST LAND SURVEYING, INC.	1,085.00
C.S.H., INC.	4,395.00	COUNSELING SERVICES, INC.	3,523.50
CABANA'S AUTO BODY SHOP	8,714.67	COUNTRY LIVING MOBILE HOME PARK	750.00
CAFUA MANAGEMENT CO., LLC	3,173.95	COURTNEY CLEANERS	206.50
CALEB CHESSIE	595.00	CPRC RECYCLING	5,148.28
CARD CENTER	116,021.16	CRAFT INTERNATIONAL	850.00
CARE EXPRESS PRODUCTS, INC.	164.72	CRAIG ANDERSEN	464.53
CARING UNLIMITED	250.00	CREDERE ASSOCIATES, LLC	72,817.88
CARL FRENCH	38.29	CRUM CYCLES	143.46
CARL HURD	3,347.50	CRYSTAL ADAMS	216.00
CARLL-HEALD & BLACK FUNERAL HOME	12,030.00	CRYSTAL MCFARLAND	300.00
CARQUEST AUTO PARTS	1,139.06	CUMMINS NORTHEAST, INC.	5,043.77
CASELLA ORGANICS	510.00	CURTIS LAKE CHURCH	200.00
CATHY SEVIGNY	142.92	CUSTOM COACH & LIMOUSINE	4,855.00
CBA LIGHTING & CONTROLS, INC.	567.25	CUSTOM COMMUNICATIONS	180.00
CENTRAL FURNITURE	5,927.95	CYNTHIA BAILEY	343.17
CENTRAL MAINE POWER COMPANY	287,519.55	CYNTHIA SNOW	744.00
CENTRAL MAINE PYROTECHNICS	4,500.00	D & L TRANSMISSION CLINIC	700.00
CENTRAL TIRE CO., INC.	31,567.16	DAN MARTINEAU	272.88
CENTURY 21 SAMIA REALTY	1,550.00	DANA PARRY	2,652.00
CERTIFIED LABORATORIES	374.06	DANIEL BERGERON	2,356.00
CHAD ALLEN	721.00	DANIEL FORTE	191.00
CHAD KIRK	18.00	DANIEL J. GUILLEMETTE	5,000.00
CHADWICK-BAROSS	51.00	DANIEL STAPLES	54.04
CHAMP	803.00	DANNY COTE	225.00
CHAMPLAIN PLANNING PRESS, INC.	40.00	DARCY VALIDO	216.00
CHARLES A. PLANTE & SONS	103,699.50	DAVE PEARSALL	6,588.59
CHARLES ANDRESON	81.27	DAVID BURKE	3,602.00
CHARLES BURNETT	1,157.06	DAVID KERSHAW	75.05
CHARLES ELLIS	8.00	DAVID WINCHELL, SR.	22,640.00
CHARLIE LOPRESTI	250.00	DAYTON SAND & GRAVEL CO., INC.	1,058,813.55
CHEMSEARCH	434.94	DEAD RIVER COMPANY	361.74
CHERI MURRAY	207.00	DEBORAH CRAWFORD	189.00
CHERRY CHRETIEN	480.00	DEERING LUMBER, INC.	6,056.10
CHESTER SHELDON	396.00	DELL	43,936.82
CHILDREN'S MUSEUM OF MAINE	50.00	DELUCA HOFFMAN ASSOCIATES, INC.	7,085.65
CHRIS CYR	396.00	DENNIS MOREAU	600.00
CHRISTIAN REED	216.00	DENNIS NADEAU	629.00
CHRISTY A. COLE, MA, LCPC	225.00	DEPARTMENT OF PUBLIC SAFETY	1,400.00
CINTAS FIRE PROTECTION	2,884.85	DEREK HAYES	72.00
CITY OF BIDDEFORD	1,520.00	DEREK HOCKENBERRY	185.80
CITY OF PORTLAND	1,061.00	DICK BENTLEY	19,100.00
CITY OF SANFORD	12,241.92	DICK BLICK ART MATERIALS	119.13

MUNICIPAL VENDORS
JULY 1, 2012 - JUNE 30, 2013

DIMATTEO CONSTRUCTION MANAGEMENT SERVI	542.26	FISH WINDOW CLEANING	863.00
DISCOUNT SCHOOL SUPPLY	1,068.69	FLAGHOUSE	796.95
DIVERSIFIED MASONRY	31,000.00	FLEETPRIDE	618.92
DLT SOLUTIONS, INC.	2,270.58	FLEMISH MASTER WEAVERS, INC.	34,118.27
DON-RITE PLUMBING & HEATING	3,804.50	FOGLIO EXCAVATING, INC.	12,715.00
DONALD BEADLE	150.00	FORESTRY SUPPLIERS, INC.	44.99
DONALD GIBSON	82.50	FORMAX	746.00
DONNA ALEXANDER	1,300.00	FORREST MANSUR	1,425.00
DOOR SERVICES, INC.	459.00	FRANK WATSON	7,555.00
DORIS MAURAI	3,670.00	FRANKLIN PAINT CO., INC.	808.89
DOWN MAINE VETERINARY CLINIC	2,311.75	FRED DORE	96.00
DOWNEAST ENERGY	129,201.18	FRED PRYOR SEMINARS	99.00
DOWNEAST FLOWERS AND GIFTS, INC.	153.90	FRED'S COFFEE CO.	631.00
DOWNEAST TURF FARM	82.40	FREEDOM LOCKSMITH SERVICES, LLC	175.00
DRAKE INGLES MILARDO, INC.	2,500.00	FUN EXPRESS	75.95
DUNKIN DONUTS CORP.	329.76	FUNTOWN SPLASHTOWN USA	50.00
EAGLE POINT GUN	12,961.00	G & K SERVICES	7,103.80
EARTHLINK BUSINESS	3,663.92	GAIL CETTEI	250.00
EAST COAST COMPACTOR MAINTENANCE	5,425.00	GALBALLY REALTY TRUST	700.00
EASTERN FIRE PROTECTION	15,100.00	GALLS/QUARTERMASTER	4,206.96
EASTERN FIRE SERVICES	2,561.10	GARY W. BURPEE	5,799.00
EASTERN MECHANICAL, INC.	2,810.50	GEMPLER'S	262.80
EASTPOINT LASERS, LLC	3,766.20	GENERAL CODE PUBLISHERS	7,877.07
EATON PEABODY CONSULTING GROUP, LLC	1,420.00	GENERAL LINEN SERVICE, INC.	12,396.03
ECOMAINE	19,794.04	GENEST CONCRETE WORKS, INC.	308.69
ECONOMIC DEVELOPMENT COUNCIL OF MAINE	100.00	GENUINE PARTS COMPANY - KENNEBUNK	38,471.18
ED'S BATTERIES, INC.	250.00	GEORGE J. FOSTER & CO., INC.	2,578.44
EDDIE MURPHY	396.00	GEORGE R. ROBERTS CO.	455.24
EDISON HOUSE, LLP	251.00	GEORGE SHARKEY	5,000.00
EDISON PRESS	2,799.53	GEORGE SLEEPER	33,708.00
ELEANOR M. FINN	87.53	GERALD HORNE	425.00
ELECTRIC LIGHT COMPANY, INC.	11,060.00	GIS MAPPING & ANALYSIS	24,750.00
EMERGENCY BOOKS & TRAINING, INC.	219.90	GLENN WALTON	135.00
EMERY MILLS ENERGY	569.90	GLOBAL EQUIPMENT COMPANY	454.95
EMILY JANE HUTCHINS	500.00	GOODALL OCCUPATIONAL HEALTH CENTER	13,065.00
EMPLOYEE DATA FORMS	36.75	GOOGLE	50.00
ENERGY MACHINERY, INC.	703.50	GORDON PRIME	125.00
ERIC SMALL	970.91	GORHAM FENCE COMPANY, INC.	1,580.00
ERICA HALEY	216.00	GORHAM LEASING GROUP	78,943.77
ESRI, INC.	4,700.00	GORHAM SAND & GRAVEL, INC.	6,876.72
ESTATE OF JOHN HOWES	500.00	GRADING SOLUTIONS, INC.	475.00
EVERETT ALLEN	2,638.17	GRAYBAR	19.62
F. R. CARROLL, INC.	13,574.55	GREENWOOD EMERGENCY VEHICLES, INC.	17,846.56
F.M. ABBOTT POWER EQUIPMENT, INC.	4,459.86	GREG JONES	287.64
FAIRPOINT COMMUNICATIONS, INC.	682.54	GRO FLUID POWER SOLUTIONS, INC.	975.12
FAITH D. BALLENGER	30.08	GRONDIN TOWING & RECOVERY	75.00
FASTENAL COMPANY	9,209.00	GUEST SERVICES, INC.	467.80
FB ENVIRONMENTAL CONSULTING	3,346.40	GUILLEMETTE BROS.	35,969.00
FBI - LEEDA	50.00	GUILLEMETTE'S FLOORING	5,676.40
FERGUSON & JOHNSON, P.A.	126,473.96	H. ALLEN MAPES	5,000.00
FIRE DEPARTMENT TRAINING NETWORK	240.00	H.A. MAPES, INC.	346,047.09
FIRE ENGINEERING	116.00	H.A. STONE & SON, INC.	32,706.17
FIRST ADVANTAGE LNS SCREENING SOLUTIONS	500.00	H.D. GOODALL HOSPITAL, INC.	2,699.32
FIRST BAPTIST CHURCH OF SPRINGVALE	200.00	HAL MOULTON	1,400.00
FIRST STUDENT, INC.	1,124.20	HALLADAY TRAFFIC & TRANSPORT, INC.	1,386.00

MUNICIPAL VENDORS
JULY 1, 2012 - JUNE 30, 2013

HANNAFORD	7,473.17	JASON BROOKS	396.00
HARDWARE CONSULTANTS	631.00	JASON CHAMPLIN	571.00
HARRIS COMPUTER SYSTEMS	5,230.07	JASON TOWNSEND	162.00
HARTFORD EQUIPMENT, INC.	2,049.48	JASON WAGNER	490.74
HARTFORD LIFE & ACCIDENT	760.00	JEAN-PHILIPPE LEFEVRE	1,678.00
HAZARD CONTROL TECHNOLOGIES, INC.	10,463.83	JEANNE ALLAIRE	275.73
HEALTH & ENVIRONMENTAL TEST LAB	292.00	JEDEDIAH COBB	751.00
HEATHER PELLETIER	216.00	JEFF GEAUMONT	416.53
HENRY SCHEIN, INC.	50.00	JEFF WARD	625.00
HEWS COMPANY	150.50	JEFFREY A. SIMPSON, INC.	14,587.46
HI-WAY SAFETY SYSTEMS, INC.	34,293.69	JEMS	44.00
HIGGINS OFFICE PRODUCTS, INC.	263.55	JENNIFER COLSON	72.00
HIGH STREET EAST, LLC	1,725.00	JENNIFER DURYEA	450.00
HIGH TECH FIRE PROTECTION	360.00	JENNIFER QUINTON	750.00
HOTSTICK USA, INC.	847.50	JERRY'S MARKET	842.96
HOWARD GILMAN	388.79	JI PROPERTIES, LLC	672.00
HOWARD P. FAIRFIELD, LLC	53,765.16	JIM GILLEY	5,500.00
HOYLE, TANNER & ASSOCIATES, INC.	12,052.55	JIM'S ALIGNMENT SERVICE	1,560.50
HSE GOULD	3,777.50	JOE VIOLETTE	6,550.00
HUNTER SMIGELSKI	1,200.00	JOHN BEAUDOIN	55.00
HYDRAULIC HOSE & ASSEMBLIES, INC.	2,265.50	JOHN DEERE LANDSCAPES, INC.	3,036.78
IAAO	175.00	JOHN E. SANFASON	550.00
IMAGE TREND, INC.	875.00	JOHN F. KENNEDY REALTY TRUST	3,070.63
INDUSTRIAL HARDWARE	22.04	JOHN FLEWELLING	743.28
INFORME	42.00	JOHN GALLANT	5,700.00
INFORMER SYSTEMS, LLC	2,976.00	JOHN LAVALLEE	745.21
INNOVATIVE SURFACE SOLUTIONS	4,045.50	JOHN MOULTON	575.28
INSIGHT PUBLIC SECTOR	2,110.39	JOHN N. FERDICO	4,868.00
INTERNATIONAL ASSOC. PROPERTY EVIDENCE	675.00	JOHN STOLL	600.00
INTERNATIONAL ASSOC OF CHIEFS OF POLICE	120.00	JOLEEN MAYNARD	162.00
INTERNATIONAL ASSOC OF EMERGENCY MANAG	180.00	JONATHAN FURBISH	500.00
INTERNATIONAL ASSOCIATION OF FIRE CHIEFS	423.00	JORDAN EQUIPMENT COMPANY	13,763.68
INTERNATIONAL ASSOC OF ARSON INVESTIGATC	100.00	JOSEPH GAGNON	379.50
INTERNATIONAL CODE COUNCIL, INC.	309.00	JOSEPH JOURDAIN	396.00
INTERNATIONAL PUBLIC MANAGEMENT	547.00	JOURNAL OF EMERGENCY MANAGEMENT	284.00
INTERNATIONAL SALT CO., LLC	241,307.12	JOURNAL TRIBUNE	8,831.85
INTERSTATE BATTERIES OF MAINE	1,871.20	K. BLAIR HODGE	696.00
INTERSTATE FIRE PROTECTION	704.00	KAMCO SUPPLY CORP.	6,378.98
IRON BRIGADE ARMORY	65.00	KAPLAN UNIVERSITY	341.67
ISCS HYDRAULIC & EQUIPMENT	2,560.91	KAZ'S FINE LINES	595.00
ISLAND LIGHTING & POWER SYSTEMS, INC.	12,302.00	KEITH HAWKS SIGNS, INC.	512.28
IVS, LLC	125.00	KENDALL MILLS	213.90
J.P. PEST SERVICES, INC.	600.00	KENNETH MITCHELL	312.00
J.R. HILTON, INC.	20,770.24	KENYON'S ELECTRIC, INC.	231.26
JACK RANKIN	75.00	KEVIN BOLDUC	72.00
JAIME LEDOUX	333.76	KEVIN C. SPRAGUE	1,400.00
JAMES B. BUCKLESS	2,097.00	KEVIN PARKS	459.00
JAMES GEORGE	7,880.00	KEVIN WAY	858.00
JAMES GULNAC	308.72	KEY EQUIPMENT FINANCE	7,781.80
JAMES NIMON	3,066.83	KEYSTONE LEASING	11,310.46
JAMES VERITY	500.00	KIDS FREE TO GROW	667.00
JAMES WALKE	225.00	KIMBALL MIDWEST	737.67
JAMIE COLE	65.00	KIMBERLIE ZUCCO	25.00
JANET GALLAHER	216.00	KORA RENEGADE UNIT	700.00
JARED ARCHAMBAULT	496.00	KORA SHRINE CIRCUS	350.00

MUNICIPAL VENDORS
JULY 1, 2012 - JUNE 30, 2013

KORA SHRINE MOPED PARADE UNIT	300.00	MAINE MUNICIPAL ASSOCIATION	503,194.59
KORY PARKER	288.00	MAINE MUNICIPAL HEALTH TRUST	2,163,202.28
L & R CLEANING, INC.	925.00	MAINE PERS	30,148.12
L-3 COMMUNICATIONS CORPORATION	50.00	MAINE REAL ESTATE & DEVELOPMENT ASSOC	300.00
L.E.A.D. CONSULTANTS, INC.	1,200.00	MAINE RESOURCE RECOVERY ASSOCIATION	2,212.30
L.V. ALLEN & SONS, INC.	64,845.77	MAINE SERVICE CENTERS COALITION	2,495.76
LABRECQUE PROPERTY MANAGEMENT, LLC	760.00	MAINE STATE POLICE	240.00
LAFRANCE-LAMBERT & BLACK	2,920.00	MAINE TECHNICAL SOURCE	1,320.00
LAKES REGION ENVIRONMENTAL	1,273.70	MAINE TOWN & CITY CLERK'S ASSOC.	170.00
LAKESIDE SPORT & MARINE	150.00	MAINE TOWN & CITY MANAGEMENT ASSOC.	309.00
LAUNDERITE CLEANERS	630.50	MAINE TURNPIKE AUTHORITY	1,430.92
LAUREN MASELLAS	725.83	MAINE WELFARE DIRECTORS ASSOC.	190.00
LAWSON PRODUCTS, INC.	7,861.68	MAINEBIZ MOMENTUM CONVENTION	71.00
LEASE FINANCE PARTNERS	2,802.75	MAINEBIZ PUBLICATIONS, INC.	85.90
LEGACY FUNERAL SERVICES PROVIDER, LLC	400.00	MARC CUNNINGHAM	216.00
LELAND THERIAULT	3,200.00	MARC MATHIEU	7,505.00
LEVESQUE'S EXCAVATION	134,870.00	MARC MOTORS, INC.	1,475.41
LEWISTON RADIATOR WORKS, INC.	1,086.71	MARCOTTE ELECTRIC	24,242.78
LHS ASSOCIATES, INC.	9,669.50	MARDEN'S, INC.	1,084.97
LINCOLN PRESS CORPORATION	18,440.40	MARGARET SEVIGNY	700.00
LIONEL SEVIGNY	631.34	MARIE BRIGGS	60.00
LISA IBRAHIM	775.00	MARILYN H. ZUCKERMAN	1,960.74
LITERACY VOLUNTEERS OF GREATER SANFORD	6,000.00	MARK DYER	396.00
LITTLE WORLD DAYCARE	6.03	MARK LUCIER	7,508.60
LORI HEGARTY	225.00	MARSHAL DAVIS	724.99
LORISA RICKETTS	24.30	MARSHALL & SWIFT/BOECKH, LLC	829.15
LOUIS B. GOODALL MEMORIAL LIBRARY	385,607.00	MARSHALL COMMUNICATIONS	26,111.81
LOWE'S	2,846.63	MARSHALL TRUCKING	3,774.00
LUCILLE CAMIRE	1,430.00	MARSHBROOK ESTATES	334.16
LYNN PEAVEY CO.	149.00	MARTIN HARMON	156.00
LYNOX	153.67	MARY DIMANNO	3,963.00
M. BRADSHER CO., INC.	25,800.00	MASTERMAN'S, LLP	1,655.27
M.B. SQUIRES CO., INC.	511.75	MATHESON TRI-GAS, INC.	3,206.86
MAHFUZ FULLI	1,740.00	MATHEW JOHNS	508.50
MAILINGS UNLIMITED	3,021.01	MATT COLTON	5,239.50
MAINE AFFORDABLE HOUSING COALITION	85.00	MATTHEW GAGNE	1,125.62
MAINE AMBULANCE ASSOCIATION	900.00	MATTHEW HOLMES	250.00
MAINE ASCE	220.00	MATTHEW JONES	845.85
MAINE ASSOC. OF ASSESSING OFFICERS	458.00	MAURICE BERGERON	650.00
MAINE ASSOCIATION OF LOCAL EMERGENCY MA	50.00	MAURICE PAYEUR	2.00
MAINE ASSOCIATION OF PLANNERS	40.00	MBOIA	460.00
MAINE BASKETBALL, LLC	400.00	MECCA	150.00
MAINE BEACHES ASSOCIATION	200.00	MEDICUS HEALTH	84.63
MAINE CEMETERY ASSOCIATION	50.00	MEECH PROPERTY MANAGEMENT, INC.	3,669.00
MAINE CHAPTER OF THE ITE	35.00	MEGAN WELCH	645.71
MAINE CHIEFS OF POLICE ASSOC.	769.00	MELISSA FLAYHAN	194.93
MAINE COMMUNITY DEVELOPMENT ASSOC.	100.00	MERRILAND FARM PAR 3	250.00
MAINE DEPT. OF HUMAN SERVICES	4,322.50	MESSER TRUCK EQUIPMENT	790.10
MAINE DEVELOPMENT FOUNDATION	230.00	METROCAST CABLEVISION	4,562.79
MAINE FIRE CHIEFS' ASSOCIATION	488.00	METROPCS WIRELESS, INC.	50.00
MAINE GOVERNMENT FINANCE OFFICERS ASSOC	125.00	MICHAEL CASSERLY	15.00
MAINE INDOOR AIR QUALITY COUNCIL	100.00	MICHAEL GORDON	696.00
MAINE LABOR RELATIONS BOARD	450.00	MICHAEL STACKPOLE	2,432.00
MAINE MOBILE HOME PARKS, LLC	2,005.00	MICHAEL THORNTON	749.59
MAINE MOTOR TRANSPORT ASSOC., INC.	25.00	MICHAEL V. MORIN	707.00

MUNICIPAL VENDORS
JULY 1, 2012 - JUNE 30, 2013

MICHAEL WAITT	1,513.00	NORTHEAST ELECTRICAL DISTRIBUTORS	1,440.92
MICHELLE A. WILSON	200.00	NORTHEAST EMERGENCY APPARATUS, LLC	24,189.91
MICHELLE LAVALLEE	129.15	NORTHEAST NURSERY, INC.	6,109.30
MICHELLE THOMPSON	72.00	NORTHEAST PAGING	670.20
MIDCOAST REGIONAL REDEVELOPMENT	50.00	NORTHEAST RECORD RETENTION, LLC	344.50
MIDDLE BRANCH, LLC	125.00	NORTHEAST TIMETRAK SYSTEMS	1,010.00
MIKAELA GERRY	4,224.00	NORTHEASTERN ECONOMIC DEVELOPERS AS	75.00
MMTCTA	135.00	NORTHERN EXPLOSION DANCE STUDIO	75.25
MOFFETT TURF EQUIPMENT	1,280.02	NORTHERN NEW ENGLAND LAW PUBLISHERS	182.00
MONSON COMPANIES, INC.	873.60	NOSNE, INC.	370.00
MONTROSE-SANFORD HYDRAULICS	20.70	O'BRIEN & SONS, INC.	7,271.00
MOODY'S COLLISION CENTER-SANFORD	732.60	O'CONNOR GMC	248,696.97
MOORE MEDICAL, LLC	1,174.59	O'LOD, LLC	407.50
MORIN STEEL, INC.	1,183.78	OAKWOODS LUMBER, INC.	150.00
MORIN'S MOTOR SPORTS	486.68	OBSERVER	2,805.05
MORNING DEW & YARD TIME, INC.	711.12	OFFTECH	1,346.22
MRPA	6,481.00	OGUNQUIT CHAMBER OF COMMERCE	1,402.40
MSDS SOURCE	2,576.00	OLD DOMINION BRUSH	7,733.89
MY PLACE TO LEARN, INC.	2,100.00	OSHKOSH CAPTIAL	96,449.29
MYERS TIRE SUPPLY - BOSTON #25	6,075.00	OTIS ELEVATOR COMPANY	5,491.18
MYRECDEPT.COM	3,195.00	OTIS LOYD	250.00
NA TRAYNHAM	55.00	OTT COMMUNICATIONS	26,466.06
NANCY PENDEXTER	144.94	OVERHEAD DOOR COMPANY	2,846.08
NASSON COMMUNITY CENTER	2,950.00	P & E SUPPLY CORP.	123.66
NATIONAL ACADEMY OF EMERGENCY MEDICAL C	100.00	PAC-N-ARMS	3,695.00
NATIONAL BUSINESS INSTITUTE	359.00	PACKAWHALLOP, LLC	180.00
NATIONAL FIRE PROTECTION ASSOC.	8,873.41	PAGE, WOLFBERG & WIRTH, LLC	1,363.00
NATIONAL FIRE SPRINKLER ASSOC., INC.	147.95	PAINTING BY NORTHEAST	9,250.00
NATIONAL RECREATION & PARK ASSOCIATION	300.00	PALMER SPRING COMPANY	11,187.79
NATIONAL WRECKER, INC.	2,478.00	PARTY PLUS	6,298.00
NAVAL SURFACE WARFARE CENTER	900.00	PATCO CONSTRUCTION, INC.	150.04
NE DEVELOPERS, INC.	406.00	PATRICIA JACKSON	115.55
NELSON ANALYTICAL, LLC	50.00	PATRICK COTE	1,160.00
NEPTUNE, INC.	2,452.75	PATRICK FLOOD	396.00
NEW ENGLAND ASSOCIATION OF FIRE CHIEFS	25.00	PATRIOT'S SUBARU	68.59
NEW ENGLAND BARRICADE	916.36	PAUL M. NORMAND	7,577.52
NEW ENGLAND COLLEGE	2,223.00	PAUL MORRISON	1,406.92
NEW ENGLAND CRANE, INC.	495.00	PAUL SHAW	396.00
NEW ENGLAND CRISIS NEGOTIATORS	225.00	PAULA COTE	30.00
NEW ENGLAND DIV. OF THE INT'L. ASSOC. OF FIR	150.00	PAULA SIMPSON	173.51
NEW ENGLAND FIRE SERVICES	1,520.00	PCM SALES, INC.	10,358.29
NEW ENGLAND PARK ASSOCIATION	25.00	PEERLESS INSURANCE COMPANY	2,120.00
NEW ENGLAND SPECIALTY SOILS	645.65	PEET BROS. COMPANY, INC.	63.75
NEW ENGLAND STATE POLICE	100.00	PERMA-LINE CORPORATION	6,554.27
NEW ENGLAND STEEL FABRICATORS	437.00	PERSHING, LLC	2,350.00
NEW ENGLAND TRUCK TIRE CENTERS, INC.	200,075.80	PETER CUTRER	1,942.59
NEW URBAN PUBLICATIONS	138.00	PIKE INDUSTRIES, INC.	52,844.84
NEWCASTLE CHRYSLER	68,641.00	PINE STATE ELEVATOR COMPANY	2,080.00
NICOLAS LAPOINTE	672.00	PINE TREE WASTE	1,116,297.48
NNERPC	80.00	PITNEY BOWES, INC.	17,626.93
NORMAN NICHOLS	871.00	PNC EQUIPMENT FINANCE, LLC	9,595.76
NORMAND ELECTRIC, INC.	12,982.10	POLAND SPRING WATER COMPANY	164.15
NORTH AMERICAN EQUIPMENT UPFITTERS	7,228.43	PORTLAND GLASS	19,409.36
NORTH COUNTRY LAND, INC.	12,153.70	PORTLAND POLICE DEPARTMENT	210.00
NORTH COUNTRY TRACTOR, INC.	12,833.70	PORTLAND PRESS HERALD	668.40

MUNICIPAL VENDORS
JULY 1, 2012 - JUNE 30, 2013

PORTLAND PUMP	419.00	RSD GRAPHICS, INC.	1,100.00
POWERPLAN	15,956.29	RUBB, INC.	15,626.03
PRC INDUSTRIAL SUPPLY, INC.	957.11	RUSSELL HOLMES	500.00
PRIORITY CAPITAL PARTNERS, LLC	22,491.30	RYAN SANFORD	301.33
PRIORITY DISPATCH CORPORATION	1,500.00	RYDIN DECAL	1,492.55
PRO. LITIGATION & POLYGRAPH SERVICES, LLC	1,825.00	S & H UNIFORM CORP.	212.27
PROTECTION ONE ALARM MONITORING	270.00	SANDRA LEMELIN	5,312.40
PUBLIC AGENCY TRAINING COUNCIL	295.00	SANFORD & SON RETAIL, LLC	4,000.00
PUBLIC ENGINES, INC.	1,188.00	SANFORD CPR ASSOCIATES	898.75
PURDY POWERS & COMPANY	22,500.00	SANFORD DOWNTOWN LEGACY	20,310.00
QUEST DIAGNOSTICS	345.80	SANFORD FOOD PANTRY	4,146.00
QUIMBY PROPERTIES, LLC	1,469.00	SANFORD HIGH SCHOOL	775.00
R & W ENGRAVING, INC.	810.55	SANFORD HOUSING AUTHORITY	172,657.91
R. PEPIN & SONS, INC.	8,924.15	SANFORD INSTITUTION FOR SAVINGS	30,773.75
R. W. GILLESPIE & ASSOCIATES, INC.	2,379.45	SANFORD JEHOVAH'S WITNESSES	150.79
RADIOSHACK	89.94	SANFORD L.P.	4,806.00
RAITTS SIGN & DESIGNS, INC.	2,560.00	SANFORD RADIATOR	4,983.82
RANDY PIMPARE	3,600.00	SANFORD REGIONAL COMM. CENTER ASSOC.	273.32
RAYMOND M. CHARPENTIER	120.50	SANFORD SCHOOL DEPARTMENT	82,688.81
RAYMOND PARENT	46.82	SANFORD SCHOOL NUTRITION PROGRAM	315.00
RAYMOND WILSON	268.15	SANFORD SEWERAGE DISTRICT	15,247.65
RED'S SHOE BARN, INC.	2,218.05	SANFORD SOCCER ASSOCIATION	75.04
RELIANCE EQUIPMENT	7,294.21	SANFORD SOUND	110.00
RETAIL ACQUISITION & DEVELOPMENT	190.74	SANFORD WATER DISTRICT	627,338.65
RHIANON SWAN	750.00	SANFORD-SPRINGVALE CALL FIRE FIGHTERS	54,302.38
RHINO PROPERTY DEVELOPMENT, LLC	910.00	SANFORD-SPRINGVALE CHAMBER OF COMME	16,567.65
RICH CONSULTING, LLC	295.00	SANFORD-SPRINGVALE YMCA	100.00
RICHARD BUCKLIN	33.00	SARAH ROBERTS	882.69
RICHARD GENEST, INC.	38,821.50	SARAH THEBERGE	1,525.00
RICHARD LEVESQUE	4,864.00	SARGENT TYLER & WEST	1,688.00
RICHARD MERRIFIELD	1,700.00	SCARBOROUGH WOODS, LLC	3,108.00
RICHARD TOCKMAN	158.70	SCHOOL OUTFITTERS	963.27
RILEIGHS OUTDOOR DECOR	854.88	SCHOOL SPECIALTY, INC.	216.68
RILEY'S SPORT SHOP, INC.	1,030.00	SCOTT FOISY	396.00
RITA K. BERGERON	25.00	SCOTT WALLINGFORD	450.00
RIVERSIDE CEMETERY ASSOCIATION	33,105.00	SCREENTECH	268.75
RJ MILL CORP.	3,716,278.43	SEACOAST BUSINESS MACHINES	6,704.16
ROBERT CHAMPAGNE	610.00	SEACOAST FIRST AID & SAFETY	605.50
ROBERT HALF TECHNOLOGY	11,877.52	SEACOAST GRANITE	150.00
ROBERT LACHANCE	2,150.00	SEBASCO HARBOR RESORT	416.00
ROBERT LUNNY	308.00	SECRETARY OF STATE	250.00
ROBERT SCHWELL	1,216.00	SERVPRO OF SOUTHERN YORK COUNTY	5,000.00
ROBERT SPRAGUE	773.00	SEVEE & MAHER ENGINEERS, INC.	17,429.83
ROBERT W. DUBOIS	5,000.00	SHAIN'S OF MAINE	1,026.90
ROCHESTER TRUCK REPAIR	107.40	SHARON PHILLIPS	266.00
ROCKWELL INVESTMENT GROUP	1,700.00	SHAW'S HARDWARE, INC.	2,589.20
RODNEY STORMAN	216.00	SHAWN MCLEOD	2,425.00
ROGER BERUBE BUILDERS, INC.	720.00	SHAWNEE PEAK	2,595.00
ROGER T. RIDLEY, SR.	21,600.00	SHERRY LORD	41.40
ROGER WILLIAMS UNIVERSITY	1,650.00	SHERWIN WILLIAMS	3,779.81
ROMEO CARON	56.00	SHIRA ANDERSEN	216.00
RON MORIN	159,180.06	SHIRLEY SHEESLEY	433.81
RONALD A. COTE	5,850.00	SIMPLEX GRINNELL	2,297.19
RONALD MATHIEU	350.00	SIRCHIE FINGER PRINT LABORATORIES	465.91
RONNI LYNN CHAMPLIN	105.87	SKELTON, TAINTOR & ABBOTT	92,422.10

MUNICIPAL VENDORS
JULY 1, 2012 - JUNE 30, 2013

SKILLPATH SEMINARS	298.00	SUZANNE MCKECHNIE	1,137.57
SLICKFISH STUDIOS, LLC	275.00	SYSCO OF NORTHERN NEW ENGLAND	706.57
SMITTY'S CINEMA	332.00	T-MOBILE	8,230.35
SOCIETY FOR HUMAN RESOURCE MANAGEMENT	180.00	TAMMY CHADWICK	25.00
SOUTHERN MAINE AGENCY ON AGING	823.00	TANGUAY PROPERTIES	750.00
SOUTHERN MAINE AVIATION, LLC	3,164.25	TASER INTERNATIONAL	1,802.18
SOUTHERN MAINE CABLING	276.00	TAYLOR RENTAL CENTER	2,469.12
SOUTHERN MAINE COMMUNICATIONS	153,260.60	TD BANK	605,066.64
SOUTHERN MAINE COMMUNITY COLLEGE	1,600.00	THE BELL/SIMONS COMPANIES	671.28
SOUTHERN MAINE DISTRICT 1 TRAINING	450.00	THE CHILDREN'S CENTER	5,253.00
SOUTHERN MAINE DOOR PROFESSIONALS	2,880.00	THE GORHAM FLAG CENTER	38.75
SOUTHERN MAINE EMERGENCY MEDICAL SERV.	2,500.00	THE GUTTER PEOPLE	270.00
SO. MAINE PLANNING & DEVELOPMENT COMMISSE	33,896.00	THE RIDGE ANIMAL HOSPITAL	3.75
SOUTHERN MAINE SNO-GOERS	2,442.78	THE WILD CENTER & ZOOLOGICAL PARK OF N	412.68
SOUTHWORTH-MILTON, INC.	15,090.98	THOMAS CONNOLLY	193.49
SPC CONSTRUCTION, INC.	14,951.00	THOMAS ROBERGE	13,120.96
SPILLER'S	69.56	THOMAS SAYRE	396.00
SPM CO., INC.	1,156.50	THOMPSON EQUIPMENT, INC.	1,530.04
SPORTS FIELDS, INC.	487.92	THOMPSON PUBLISHING GROUP	438.50
SPORTS TURF MANAGERS ASSOCIATION	165.00	THOMSON WEST PAYMENT CENTER	2,638.02
SPRAGUE PLUMBING & HEATING	775.00	TIM ABBOTT	594.00
SPRINGVALE HARDWARE CO., INC.	7,444.68	TIM MAHONEY	55.00
SPRINGVALE NURSERIES	3,510.27	TIM ROSS	30.00
SPRINGVALE PUBLIC LIBRARY	149,818.00	TIMBERRIDGE APARTMENTS	7,160.00
SPRINGVALE VILLAGE CAR WASH	60.00	TIMOTHY DEHAVEN	464.00
SPRUCE LANE INVESTMENTS	7,545.00	TIMOTHY J. NELSON	528.36
SQUARE POND WATER SKI CLUB	2,450.00	TIMOTHY MARTIN	4,554.98
SRP PROPERTIES, LLC	6,114.00	TIMOTHY O'CARROLL	300.00
ST. THERESE OF LISIEUX	200.00	TMDE CALIBRATION LAB, INC.	768.92
ST. THOMAS SCHOOL	24,200.00	TOOL & EQUIPMENT CONNECTION	2,159.02
STACY MARKLAND	27.43	TOWERWALL, INC.	4,071.90
STACY SCHERMERHORN	25.00	TOWN OF ACTON	57.75
STAFF 207	1,139.00	TOWN OF ELIOT	24,000.00
STATE INDUSTRIAL PRODUCTS	4,126.38	TOWN OF OGUNQUIT	250.00
STATE OF NH - DMV	30.00	TOWN OF OLD ORCHARD BEACH	59,915.34
STEPHEN CARON	396.00	TOWN OF SCARBOROUGH	771.03
STEPHEN SHAW	1,100.00	TOWN OF SHAPLEIGH	3,199.32
STERICYCLE, INC.	2,103.57	TRACK STAR INTERNATIONAL, INC.	990.00
STEVE BRUNO	650.00	TRACTOR SUPPLY CREDIT PLAN	1,929.92
STEVE COLLINS	650.00	TRAFTON SENIOR CITIZEN CENTER	10,000.00
STEVE OUELLETTE	25.00	TRANE U.S., INC.	9,732.06
STEVE VERVILLE	6,390.00	TRASK-DECROW MACHINERY	221.51
STEVEN ALLAIRE	2,200.00	TRC ENVIRONMENTAL CORPORATION	21,708.75
STEVEN R. BENOTTI	594.82	TREASURER, CITY OF SANFORD	33,006.69
STEVEN R. BUCK	99.44	TREASURER, COUNTY OF YORK	791,517.96
STEVEN VINCENT	2,427.32	TREASURER, STATE OF MAINE	599,172.79
STONE ROAD SEPTIC, INC.	4,320.00	TRI-TECH FORENSICS, INC.	107.90
STOP & GO PORTABLE TOILET SERV.	4,852.50	TRIAD SPORTS GROUP, LLC	358.00
SUGARLOAF MOUNTAIN CORP.	308.00	TRICOR EMPLOYMENT SCREENING	141.75
SUNBELT RENTALS	10,360.40	TRISTAN VALENTI	2,638.17
SUPERCO SPECIALTY PRODUCTS	148.00	TRITECH SOFTWARE SYSTEMS	23,742.87
SURE-WAY, INC.	900.00	TROY BRALEY	479.31
SUSAN COTE	314.78	TURF PRODUCTS	418.71
SUSAN RUBY	396.00	TWIN CITY RADIATOR, ALTERNATOR & AXLE	1,679.85
SUSAN T.J. CYR	6,360.00	TYLER TECHNOLOGIES, INC.	62,547.50

MUNICIPAL VENDORS
JULY 1, 2012 - JUNE 30, 2013

U S FELT COMPANY, INC.	13,465.35	YORK COUNTY COMMUNITY ACTION, TRANS	43,311.00
U.S. POSTAL SERVICE	1,366.75	YORK COUNTY COMMUNITY COLLEGE	335.60
ULINE	826.10	YORK COUNTY FOOD RESCUE	1,746.00
UNIFIRST CORPORATION	1,340.30	YORK COUNTY REGISTRY OF DEEDS	6,188.17
UNIVERSAL RECYCLING TECHNOLOGIES	2,547.63	YORK COUNTY SHELTERS, INC.	614,373.24
UNIVERSITY OF LOUISVILLE	675.00	YORK COUNTY SOIL & WATER	3,900.00
UNIVERSITY OF MAINE AT AUGUSTA	1,773.73	YORK'S WILD KINGDOM	2,495.00
UNIVERSITY OF NH	90.00	YRL GROUP	465.00
UNIVERSITY OF SOUTHERN MAINE	244.95	ZEE MEDICAL, INC.	1,148.45
URBAN TREE SERVICE	175.00	ZIPPY COPY-PRINT CENTER	1,189.55
US BANK CORPORATE TRUST BOSTON	1,133,390.13	ZOLL MEDICAL CORPORATION	10,891.45
USDA RURAL HOUSING SERVICES	603.75		
VALIENT MARQUEZ	4.19		
VAST DATA CONCEPTS, LLC	874.20		
VERIZON WIRELESS	10,248.68		
VETERANS MEMORIAL COMMITTEE	5,238.00		
VICTORIA BOURRET	1,200.00		
VIDACARE CORPORATION	3,295.89		
VILLAGE GREEN, LLP	9,319.97		
VILLAGE OF TARRYTOWN	25,000.00		
VISION GOVERNMENT SOLUTIONS, INC.	6,375.00		
VTEC MAINE, INC.	2,420.00		
W.B. MASON COMPANY, INC.	4,458.07		
W.W. GRAINGER, INC.	4,067.57		
WABAN PROJECTS, INC./SECURE RECORDS MGT	50,625.00		
WAGE WORKS	990.00		
WALMART COMMUNITY/GECRB	2,078.09		
WARREN'S OFFICE SUPPLIES	42,402.53		
WATER COUNTRY	1,250.00		
WEBBER FUELS	179.42		
WEIRS MOTOR SALES, INC.	2,325.00		
WELLS JR. HIGH PTO	150.00		
WELLS RESERVE	60.00		
WELLS-FARGO FINANCIAL LEASING	18,934.54		
WENDY LABEL	1,498.00		
WESCO DISTRIBUTION	724.20		
WESCOTT & SONS, INC.	1,931.55		
WESTON & SAMPSON ENGINEERS, INC.	16,812.00		
WHITED FORD	3,491.87		
WILLIAM A. SAWYER CONSULTING, INC.	465.00		
WILLIAM CATANESYE	641.04		
WILLIAM TINSMAN	216.00		
WILLIAM TOWER	124.70		
WILLIAMS BROTHERS	1,148.34		
WILLIAMS FOUNDATIONS, INC.	19,600.00		
WINDWARD PETROLEUM	6,476.71		
WINGFOOT COMMERCIAL TIRE	7,622.12		
WINONA ELMORE	6.08		
WIREPRO, INC.	3,744.21		
WITMER PUBLIC SAFETY GROUP, INC.	6,869.25		
WOODARD & CURRAN	11,400.00		
WRIGHT-PIERCE	2,059.28		
Y C T & C C A	6.00		
YORK COUNTY CHIEFS' SCHOOL	1,325.00		
YORK COUNTY COMMUNITY ACTION CORPORATI	3,774.00		

Superintendent of Schools

I am pleased to submit the Annual Report of the Superintendent of Schools for the 2012-2013 academic school year. Last year our students, staff and community experienced many unique opportunities as well as some serious challenges.

With plans for a state funded school construction project for our high school and technical center underway, a sense of excitement has developed in our community around the opportunities we will be able to provide our students. The City Council appointed a Building Committee which included representatives from the City Council, the School Department and the community. This committee selected Lavallee-Brensinger as the project architect and began the State of Maine's mandatory review of the existing site while also searching for alternative sites. In January 2012, the Building Committee held a public meeting to present their findings. Based on public input, a decision was made to explore an alternative site for the project due to space limitations and wetland impacts on the current site. The Building Committee contracted with Sebago Technics to conduct site analysis of an approximately 100 acre parcel located on Main Street across from Old Mill Road; this parcel extends to Route 4 and is bounded by the Mousam River. Building design concepts, meeting schedules, opportunities to participate, etc. are available on the School Department website at www.sanford.org.

Last year our School Department, along with many other districts across Maine, faced significant reductions in state subsidy. This loss of state revenue resulted in a budget approximately \$2.1 million less than the previous year's budget which seriously affected our school and athletic programs and made it necessary to lay off several teachers and staff. The School Committee worked closely with school administrators and union representatives to minimize the impact to students. As a result, some of our class sizes became larger; we had less curriculum offerings and extracurricular opportunities for our students; and we reduced some of the supplies, textbooks and technology for our classrooms. A decision was also made to close Emerson School and transfer students to Willard School. Despite these actions, our school teachers and staff have continued to do their best to provide our students with a high quality and diverse education. I am hopeful that during the next budget cycle, we will be able to restore many of these items to the budget.

We are fortunate to live in a community that values the future of its students and understands the need for a highly trained and skilled workforce. On behalf of all the Sanford School Department employees and the Sanford School Committee, I thank the citizens of our community for their continued support of our schools and programs. It truly "takes a whole village to raise a child".

Respectfully submitted,
David N. Theoharides, Superintendent

Sanford Community Adult Education

2012-13 saw major changes at Sanford Community Adult Education. During the summer of 2012 SCAE started the Garage Band Rock Camp for grades 7-12. Students participated from Sanford, Wells, Massabesic, and Lowell, MA. The week long camp culminated in an electric and emotional concert.



In spring 2013, SCAE opened Arts Afire (a community art studio) which offered pottery and painting programs for all ages in the greater Sanford community.

There were over 2,150 enrollments in the greater Sanford-Springvale communities who took more than 300 classes through SCAE in the 2012-13 year. As a result of their participation, the following certificates and diplomas were awarded: 47 high school diplomas & GED's, 2 ROAD college transition certificates, 8 CNA certificates, and 5 other employment skills certificates.

SCAE continued to expand its community enrichment programs at the Anderson Learning Center. Classes were offered during the morning, afternoon, evening, and weekend. Over 1,050 learners participated in classes and we continued to work with SRTC to offer vocational programs in Welding and Certified Nursing Assistant. SCAE began a partnership with Back to Basics specializing in Behavioral Health Professional training and certification in both school-based and non-school based training. SCAE also continued to host and partner with University and Senior College students who took both ITV and in-person classes at the Anderson Learning Center.

In recognition of SCAE's continued success, grants were renewed with our College Transitions Program and our Families "READ" Program (The Barbara Bush Foundation). SCAE was recognized as a Lighthouse Grant state recipient. In addition, SCAE was rewarded the Adult Education Family Literacy Act (AELFA) grant for another two years. SCAE received the 2nd highest grant score in the state in recognition of its programming.

Maine's Department of Education made some difficult decisions regarding the GED test. After careful analysis, Maine decided to end its long-time relationship with GED and transition to a new high school equivalency test sponsored by the Education Testing Service (ETS) called HiSET. HiSET will be offered in 2014 as the new high school equivalency test for Maine residents.

SCAE continues to provide high-quality programming for Sanford/Springvale residents. Please visit us at www.sanfordlearns.org for more information or call 490-5145.

Respectfully submitted,
Allen Lampert, Director

Special Education

The 2012-2013 school year was an exciting year as we worked together to meet the needs of students with disabilities. We began several initiatives and each found great success:

- We saw the opening of the BRIDGE Program. We started the year with only 7 students and found ourselves with 14 students by year's end! The creation of the BRIDGE Program expanded the continuum of special education services offered to the communities of Sanford/Springvale. Students who normally would be placed out of district for education were instead educated within their home community with the ultimate goal of returning to a less restrictive educational setting.
- We continued our work reviewing, revamping, and streamlining our district's practices within special education, with an end goal of increased efficiency and consistency across the K-12 spectrum. This has been achieved on several fronts:
 - Increased staff development focused on State/Federal compliance with regard to special education documentation and the successful implementation of educational plans for our identified students
 - Continued focus recognizing/identifying State Agency Client students to recoup the special education portion of their education from the State (this generates a significant amount of revenue each year for the district)
 - Addition of math consultant Mrs. Randall-Bourgault to our K-12 staff. With dedicated time during Teacher Workshop Days, Early Release Days and on-going 1:1/building-level teachings, Mrs. Randall-Bourgault implemented professional development based on Dr. Malesh Sharma's methods. Instruction focused on the process of learning mathematical concepts, skills, and procedures based on each teacher's ability to instruct students.

These are just a few examples demonstrating our tremendous commitment to not only the special education students within the Sanford School Department, but to the improvement and success of the Sanford/Springvale community. By offering staff tools to instruct, constructive feedback based on data collection and by leading by example, we nurture the seeds of success which, in turn, will be passed on to our students.

Respectfully submitted,
Stacey Bissell

Maintenance Department

As a Department, custodians and maintenance personnel provided clean and safe educational spaces for nearly 4,000 students and staff.

The Custodial/Maintenance Department maintained ten educational buildings totaling over 484,000 square feet. This department was also responsible for the maintenance of eighty-five acres of lawn, playground, sports facilities and storage buildings. The maintenance of these facilities was accomplished with twenty-seven full time custodians, one director, two maintenance/groundskeepers and one full time secretary.

In addition to regular maintenance, the following projects were accomplished:

Lafayette School - installation of a sprinkler system

Carl J. Lamb School - replacement of four rooms of carpet with VCT Tiles.

Margaret Chase Smith School - replacement of front walk and commenced building a new shed in back of the school

Sanford High School/Sanford Regional Technical Center - re-pointed the building's exterior, remodeled a classroom into two office spaces for Assistant Principals Roberts and Watts, replaced three sets of fire barrier doors, replaced exterior doors in hallway corridors and assisted Plante Paving in the construction and paving of six handicap ramps

Sanford Junior High School - replacement of fourteen windows at rear of building and a set of exit rear doors

Memorial Gym - scrubbed and re-coated gym floor

Willard School - replacement of four sets of fire barrier doors in the stairwell on 'A' floor and replacement of five sets of stairwell doors

Sanford Community Adult Education - addition of a kiln and sink to make an Art Room.

BRIDGE School - renovations to Cy/Ro- Evonik's old IT building at 1796A Main Street for the BRIDGE Program.

Maintenance - addition of a new storage building at the back of the existing Maintenance Building to store chemicals, paper, desks, cabinets and other items for the District.

Respectfully submitted

Ty Pombriant, Director of Facilities and Maintenance

Carl J Lamb School

Carl J Lamb School, located at 233 Shaw's Ridge Road in Springvale had an enrollment for 2012-2013 of 535 students. The educational staff consisted of 26 classroom teachers and support staff to provide services in: Art, Music, Physical Education, Health, Library Instruction, Computer Instruction, Title 1 Reading, Speech, Special Education Services, School-based Counseling, Occupational and Physical Therapy.

Consistent school policies and procedures for students at CJL allow staff to spend quality time teaching academics. Our staff is moving forward with Student Centered Standards Based Learning and almost all teachers have been trained in all three levels of the Reinventing Schools Coalition (RISC) staff development offered by the district. Teachers work collaboratively with district colleagues to develop lessons, choose resources and assessments for standards appropriate for our students. We continue to emphasize the core values (respect, responsibility, honesty, compassion, and courage) and use the Second Step social emotional curriculum in K-6 classes to maintain the positive climate in our school.

During the 2012-2013 school year, staff from The University of Southern Maine studied practices and procedures at Carl J Lamb School along with two other schools in Maine. We were asked to participate based on our growth in national and state testing scores and our lower cost per student rate versus other schools with the same demographics. They conducted classroom observations, group interviews with teachers, students and parents, as well as individual conversations with building and district administrators. Information gathered during their week long visit was shared with USM faculty members and area superintendents.

Our PTG continues to organize regular family events to encourage parents and children to learn and have fun together. Movie Nights, Ice Cream Social Night and Friday night activities for students in grades 4-6 are always successful. Fundraisers provide cultural activities for our students: Portland Symphony Kinder Concerts for K-3 children, trips to the PSO and the Art Museum for fourth graders, visits from authors or artists and trips to ballets and opera performances for students K-6.

Connecting our children to the community supports relevant real life learning. Recycling our paper/cardboard, creating community gardens, planning and producing community awareness videos, local fieldtrips to learn about animal care, hospital operations, fire safety and Sanford/Springvale history all support the goals of our Vision.

The Carl J Lamb School Staff provides a safe, caring environment where our students can make steady academic growth. We wish to thank the residents of Sanford/Springvale for their on going involvement and support of our school and the Sanford School Department.

Respectfully submitted,
Deborah Gaudreau, Principal

Margaret Chase Smith School

During the 2012-13 school year, the 402 member student population in grades Kindergarten to third grade at Margaret Chase Smith School enjoyed:

- ❖ Creating classroom Codes of Conduct and S.O.P.s (standard operating procedures for working and learning) for their rooms
- ❖ Knowing their educational standards in math and literacy and understanding when their standards had been met
- ❖ Participating in grade level or class specific units focusing on: weather, animals, other countries, habitats, environments, their town and their state
- ❖ Participating in field trips that supported educational units of study and special guests that reinforced learning
- ❖ Participating in art and music classes, concerts and special visits
- ❖ Participating in the 5,2,1,0 program as part of physical education and health classes as well as ACES (All Children Exercising Simultaneously) Day and the annual health fair which featured community organizations and helpers
- ❖ Working in the computer lab for educational reinforcement and research instruction
- ❖ Being part of state and district wide testing

Keeping in mind that social and emotional well-being is an important part of how well we learn and function in our society, students also participated in the following activities:

- ❖ Second Step social learning lessons
- ❖ “Do The Right Thing” rallies
- ❖ Service learning activities including collecting pajamas for a local shelter, collecting food for the local food pantry and performing projects benefiting a local animal shelter.
- ❖ Annual Veterans’ Day Ceremony with many community guests
- ❖ Annual reading challenge
- ❖ Classroom/grade level specific events such as helping to save the rain forest and the national “Read to Feed Program”
- ❖ Classroom/grade specific reading buddies

We would like to acknowledge the wonderful support of our parents and our PTG (Parent Teacher Group). Parental support plays a significant role in every child’s educational success, both in the classroom and with enrichment. Thanks to our parents we had:

- ❖ Several classroom volunteers
- ❖ Lots of field trip helpers
- ❖ Visitors to classroom projects and special events like “Read Across America” Day
- ❖ A Halloween event, a Holiday Extravaganza, a Game Night, support for our field trips and an end of year event called “Wet Day”!

Thank you too, to the tax payers of Sanford for supporting our children – our future!

Respectfully submitted, Sharon Remick, Principal

Willard School

Willard School is an upper elementary school with 446 students in grades four through six. We have seven 4th grade classes, six 5th grade classes and six 6th grade classes. Much planning has to occur with the knowledge that Emerson School will close. Restructuring at Willard School will mean shifting several staff members to the junior high and adding Emerson School's classroom teachers to Willard School which will transform us from a 4-6 school to a K-5 elementary school. The following is a quick snapshot of our school year.

Staff worked hard to move forward with Sanford Vision goals. Staff spent time unpacking the Learning Targets so that they are well known, experimenting with Educate (a reporting system) and implementing strategies for a Student Centered Performance Based Learning System to improve our students' academic performance. Willard School also completed year three of its three year Continuous Improvement Plan (CIP). Special education teachers received coaching in the areas of math planning and instruction. All staff received training in the use of technology to enhance instruction. Many other strategies continued as well including our popular Family Math/Literacy Nights to share strategies and fun activities that can be used at home to support math and literacy skills and our Math Fair where community members share their career experiences involving math to further encourage student learning.

Willard School also offered many Service Learning opportunities for students. One such opportunity was the creation of Recess Referees. Led by Mr. Tranchemontagne, this program had approximately 50 students across grades 4-6 who assisted at recesses by reinforcing the rules to several popular games, resulting in less arguing amongst students and more time to play. Along with opportunities to provide Service Learning, some classes were the recipients of services from high school and junior high classes.



There were many great events at Willard School including celebrating our own Ms. Wagenfeld as being chosen Sanford's Teacher of the Year. Students also participated with students from the junior high and high school on Space Day enjoying guest speakers and activities promoting math/science and engineering through space exploration. There were also PTG sponsored activities like the Jump Rope Assembly during which students learned the healthy benefits of staying active and many more.

We believe the changes and opportunities that occurred this school year and will continue in the future will make a positive difference in our students' lives.

Respectfully submitted,
Chuck Potter, Principal

Lafayette School

Lafayette School's enrollment was approximately 100 students in grades 1 through 3 during the 2012 – 2013 school year. There were two classrooms for each grade which included the addition of a new grade three classroom; our budget remained the same from the previous year.

Lafayette staff members continued to work extremely hard on the Sanford Vision. We scheduled collaboration times after school to work on Educate, standards, grouping and reporting with the help of Doug Finn. Staff also took advantage of many professional development opportunities offered by the district. Most have been trained in Classroom Design and Delivery as well as Instructional Design and Delivery. This year, Lafayette welcomed many educators to the classrooms for site visits. Teachers continued to use NWEA scores to improve instruction by analyzing data and setting goals with their students.

The Fountas and Pinnel Leveled Literacy Intervention Program purchased with money from the teachers' reduced book budget has been successfully used in our Response to Interventions for lowest achieving students in reading. Our Literacy Educational Technician assisted the first grade teachers during literacy block and worked with LLI groups in the afternoon to fully utilize the program and position fully.

Lafayette continued to offer a We're Open Wednesdays (WOW) Program periodically with free organized activities for Lafayette students after school on Wednesdays; approximately 60 children participated in each session. The WOW Program was directed by Melissa Smith, Lafayette's guidance intern from USM who received credit toward her master's degree for her work on the program. Lafayette School also worked with the Junior High School to offer weekend food backpacks to children in need and eventually started our own program. A third grade student patrol helped monitor playgrounds during recess, creating leadership and problem solving opportunities.

Due to budget cuts, teachers took advantage of their membership at Ruth's Reusables on a regular basis to maintain creative and productive classrooms. Lafayette teachers also learned how to utilize Donor's Choose website to obtain fantastic teaching tools they otherwise would not be able to acquire. Several teachers had computers, curriculum materials, learning games and other items donated to their classrooms.

One of our school's most valuable assets is the group of parent volunteers from the families at Lafayette. Their commitment to education and their assistance when called upon has been immeasurable. We thank them for their generous help throughout the school year.

Respectfully submitted,
Patricia Leet, Principal

Sanford Junior High School

During the 2012/2013 school year, Sanford Junior High School's enrollment consisted of approximately 450 7th and 8th grade students. 55% of our students qualified for free/reduced lunch and 22% of our students were identified under special education. The staff consisted of 22 content area teachers, 9 health, PE, and visual/performing arts teachers and 7 special education teachers.

2012/13 brought new administration to Sanford Junior High School in the form of Drew Patin as principal and Pam Lydon as assistant principal. Drew and Pam were hired together as teachers back in 2002 and are "home grown" administrators. They have been working hard during the 2012/13 school year to further improve the junior high's success. Under their leadership, the school worked on improving school efficiency and altering structures to increase student learning time and engagement. The staff participated in a school visioning process entitled "We Have a Dream" which is on its last revision. Staff are also vetting a brand for the school which will serve to bring a focus to everyday teaching and learning.

2013/14 will bring the much welcome addition of 150 6th grade students from Willard School along with 10 staff members, thus creating a true middle school. SJHS's continued focus for next year will be to create highly functioning teams of teachers that deliver instruction across the content areas. All teachers will create highly engaging units that spark student interest, inquisition, and motivation. Teachers will continue to assist students in discovering their talents and abilities and work on areas that need improvement.

SJHS appreciates and values the community's support in educating our students. With the focus on real world problem solving and authentic learning, it will be more important than ever to partner with the community to accomplish this. SJHS encourages feedback on its performance and is always aiming to improve student learning.

Respectfully submitted,
Andrew Patin, Principal

Sanford High School

Sanford High School continues to serve 1069 students in grades nine through twelve. As one of the largest class “A” high schools in Maine, Sanford is highly regarded for its ability to offer a wide range of Advance Placement courses as well as many rigorous career pathways. Sanford High School continues to work closely with Sanford Regional Technical Center to create more seamless curricula between the two entities.

Sanford High School continues to build community based learning opportunities for its students. Programs like Extended Learning Opportunities, Service Learning and Job Shadowing give students the opportunity to earn credit while applying skills that are necessary to be successful in the workforce. Committed to our Vision “Learning for Life”, the high school community believes that learning opportunities should be available and supported beyond the school walls.

During the past school year, Sanford High School continued to implement its technology plan by establishing 1:1 technology with iPads for students in grades 9 and 10. The school established time on Thursday mornings for staff professional development to help with the implementation of this technology and with student centered proficiency based education while also creating enrichment activities for students. Sanford High School continued its commitment to finding more efficient and effective ways to engage students in their learning. By giving student access to current technologies, Sanford High School continues to be able to move towards digital textbooks that are more interactive and current than traditional books. Students and teachers can access an immense amount of digital resources that would not be accessible without technology.

Sanford High School faculty, staff, and administration continue to focus on strategies to enhance achievement for all students. Our classroom teachers and support personnel work very hard to meet the needs of all our young adults. A high percentage of graduates pursued post-secondary opportunities as described below, successfully competing in the challenging application process to gain admission to institutions of higher learning regionally, nationally, and abroad. Our entire school district and community at large should celebrate the work of all students as they continue to further their education. In the year 2012-2013, SHS students were accepted as follows:

4 year colleges 32%	Other schools/colleges 31%	Employed 35%	Military 1%	Other 1%
------------------------	-------------------------------	-----------------	----------------	-------------

At graduation ceremonies in June, 2013, Sanford High School awarded diplomas to 245 graduating seniors. More than \$100,000 in scholarship money was donated in support of those furthering their education. It has been a practice for many years to recognize every student that has applied to the Sanford High School Scholarship Fund.

Thank you to the communities of Sanford/Springvale and Acton for supporting us. Without your assistance, we couldn't provide the strong comprehensive curriculum and extensive co-curricular programs that prepare our students for the future.

Respectfully submitted, Jedediah Petsinger, Principal

Sanford Regional Technical Center

SRTC provides career and technical education for students from Sanford High School and six other York County high schools. Programs located at the Sanford site include: Automotive Technology; Building Trades; Computer Assisted Drafting & Design; Digital Design; Pre-Engineering/Robotics; Landscaping & Horticulture; Graphic Arts; Health Occupations; Computer & Network Systems; Precision Manufacturing; Residential Wiring; Video Production; and Welding & Metal Fabrication. Students also participate in Early Childhood Occupations & Education, Culinary Arts and a second Health Occupations program at Noble and Marshwood High Schools.

SRTC's Career Planning Center strives to help students understand the variety of college and career options available to them after high school. Students develop their job-seeking skills including writing a resume, reference sheet, and cover letter, as well as preparing for job interviews. Emphasis is placed on helping students identify and improve their soft skills, so essential to success at work. They learn about the benefits of higher education and how financial aid can make college affordable. The second annual College & Career Fair was held with seventy representatives of business, education and the military in November. This was followed by On-the-Spot Admission Days with the two local community colleges - SMCC and YCCC - which enabled many students to secure admission. Since so many SRTC students are pursuing associate degrees at these institutions, students attended orientation and course registration as a group, so they were able to select classes and even coordinate transportation with their classmates. As a result, students form a natural support system for one another as they progress to their next level of education.

SRTC's non-profit foundation, Great Works, advises and supports learning activities for students at the center. In conjunction with Great Works, SRTC students from a number of programs began renovating a 1915 crafter's house in Springvale with a completion date in late spring 2014 for the Sanford Housing Authority. Other projects in 2012-2013 involved various community agencies and organizations such as the Maine Veterans Cemetery, Sanford Planning Dept., City Hall's Information Systems, Goodall Mansion Society, the EPA as well as placing students in work-based learning opportunities with area businesses. To date Great Works also helped launched two student businesses.

Each year students from SRTC participate in SkillsUSA which is a career and technical organization that provides students opportunities for leadership development, community service, teamwork, and skill attainment. This co-curricular student organization is specifically tailored to be an integral part of the instructional program. Each year student members participate in skill competitions and leadership conferences. As a warm-up for the state conference, SRTC holds a local skills conference in which every student has the opportunity to compete. In the spring of 2013 SRTC participated in the state conference. Of the forty-eight students who attended, thirty were awarded medals in their competitions.

Sanford Regional Technical Center staff continues to be committed in assisting all students to be successful by connecting education to a career. For more information about SRTC, please visit our web site at <http://sanford.mainecte.org>.

Respectfully submitted,
James C. Stopa, Director

Sanford School Nutrition Programs

Sanford School Nutrition Programs served 450,000 meals and after school snacks to students in all seven of the district's schools, to students attending the Alternative High School and the Bridge Program and to children at the First Steps Early Learning Center during the 2012-2013 school year.

Nearly sixty percent (6 out of 10) of the district's students were eligible for free or reduced price meals, which accounted for 86 percent of all meals and snacks served.

In May, four of Sanford's elementary schools were recognized by the US Department of Agriculture and Maine Department of Education for their work in creating healthier school environments through the promotion of good nutrition and physical activity. Carl J. Lamb, Emerson, Lafayette and Willard Schools each hosted a recognition ceremony at which Gail Lombardi from the Maine Department of Education presented each school with a plaque and banner.

Fresh Fruits and Vegetables grant awards were received from the US Department of Agriculture to help provide fresh fruits and vegetables to students. A fresh fruit or vegetable was offered to elementary students each day in the classroom. Students were encouraged to sample the fresh fruit or vegetable of the day to increase their consumption of and exposure to foods they may not otherwise have the opportunity to try.

The Summer Foodservice Program served 26,000 meals to children which amounted to 10 percent of the total summer meals served by school sponsors in the State of Maine. Meals were served to children at Benton and Carpentier Parks, Springvale Playground, Carl J. Lamb, Margaret Chase Smith and Sanford High Schools and the Memorial Gym. Meals were also provided for children at First Steps Early Learning Center, Sanford Police Cadets & Youth Initiatives and students attending York County Community College (YCCC) Summer College for Kids. Meals were packed to go for field trips and beach days.

All meals and snacks were prepared on site by School Nutrition staff. Staff is trained in food safety and sanitation to keep our children's food safe.

I would like to thank the community for its continued interest in and support of the food and nutrition programs sponsored by the Sanford School Department.

Respectfully submitted,
Holly S. Hartley, Director of Food Services

SANFORD SCHOOL DEPARTMENT
July 1, 2012 – June 30, 2013

ABEL, TANJA	\$60.00	BLACKBURN, MADALYN J.	\$2,400.00
ACKROYD, LAURIE A.	\$56,977.38	BLAISDELL, KAREN A.	\$560.00
ADAMS, BRIDGET A.	\$22,868.66	BLANCHARD, ELAINE M.	\$37,551.75
ADAMS, PATRICIA A.	\$17,836.37	BLANCHETTE, LISA A.	\$35,988.60
ALLAIRE, DENISE L.	\$50,642.20	BLOOM, JED T.	\$41,438.08
ALLAIRE, JESSICA M.	\$45,548.93	BLOUIN, KARYN L.	\$20,659.74
ALLEN, DIANA L.	\$51,786.23	BOGAN, RYAN P.	\$3,215.00
ALLEN, JESSICA A.	\$43,836.20	BOISSONNEAULT, MARK E.	\$65,017.27
ALLIS, SARA W.	\$24,424.76	BOISSONNEAULT, STEPHANIE G.	\$48,702.65
ALSTON, KEVIN G.	\$27,917.66	BOLDUC, JOSEPH F.	\$51,276.91
AMES, DIANNE M.	\$56,069.75	BONPIETRO, DEREK J.	\$41,543.78
ANDERMAN, CARA R.	\$36,504.15	BOONE, CORA E.	\$840.00
ANDERSON, JAMIE S.	\$48,825.67	BOONE, MARY	\$55,819.79
ANDERSON, JESSICA J.	\$10,832.99	BORDEAU, COLLEEN M.	\$19,864.11
ANDERSON, JOHN E.	\$6,131.11	BOSTON, LISA M.	\$19,826.68
ANDERSON, VICKI J.	\$15,711.79	BOUGIE, JANE M.	\$19,834.16
ANDREWS, DEBORAH M.	\$35,272.76	BOURASSA, JOANNE M.	\$37,576.00
ANSON, PATRICIA A.	\$8,940.00	BOURQUE, GAIL A.	\$23,987.00
APPLEBY, GRETCHEN A.	\$16,153.83	BOYCE, EDWARD F.	\$55,569.80
ARMSTRONG, BRIDGET E.	\$844.50	BOYD, AMAURIHS	\$1,620.00
ARNOLD, ANTOINETTE M.	\$64,209.80	BRACKETT, DEIRDRE	\$52,689.41
ARONSON, CHRISTINE	\$61,108.14	BRAFFITT, MARGARET L.	\$13,318.68
ARSENAULT, LISA M.	\$23,733.74	BRENNAN, JEAN L.	\$6,528.56
AUGER, PAUL G.	\$54,123.53	BRENT, BEVERLY N.	\$1,440.00
AYERS, PAULA A.	\$18,839.72	BRETON, DARLENE M.	\$38,673.00
BACHELDER, SARA B.	\$12,750.00	BRETON, LINDA M.	\$8,670.00
BADGER, JENNIFER L.	\$38,562.35	BRINE, KAREN L.	\$17,152.00
BAILEY, MICHAEL K.	\$48,879.00	BRINK, BECKY A.	\$18,257.30
BAKER ROUX, CAROL L.	\$59,488.77	BROOKS, MICHELLE L.	\$15,954.10
BAKER, KRISTIE A.	\$41,640.84	BROWN, CAROLYN S.	\$58,327.89
BAKER, MELISSA J.	\$17,905.41	BROWN, CYNTHIA L.	\$17,412.10
BALL, BETH A.	\$38,197.38	BROWN, FERN L.	\$60,682.37
BARON, SHERRI L.	\$49,539.38	BROWN, HOLLY K.	\$43,674.47
BARR, ELIZABETH A.	\$7,284.35	BROWN, KENDRA	\$53,283.60
BARRY, ERIN L.	\$43,965.72	BROWN, RONALD R.	\$22,337.60
BARTLETT SR, CRAIG	\$32,862.45	BROWN, STEVEN C.	\$33,270.86
BEAN, STEPHANIE A.	\$3,500.00	BROWNE, TIMOTHY A.	\$19,292.60
BEATTIE, MELINDA M.	\$15,007.19	BRUNNER, PATRICIA	\$49,643.50
BEAULIEU, TRACY L.	\$15,147.82	BRYAND, TEGAN J.	\$1,205.50
BEAUPRE, ERIN C.	\$11,537.25	BRYANT GAFFNEY, PRISCILLA M.	\$1,841.25
BEDELL, SUSAN L.	\$57,166.80	BRYANT, KIMBERLY L.	\$39,483.77
BELANGER, JUDY A.	\$5,692.78	BURBANK, RACHEL AC	\$10,239.51
BELL, TODD J.	\$56,271.67	BURGESS, JENNIFER M.	\$13,720.74
BELLEFEUILLE, ADAM L.	\$43,730.61	BURNETT, GAIL L.	\$13,165.00
BELMONT, KATHRYN J.	\$51,686.08	BUSSIERE, STEVEN R.	\$87,273.00
BEMIS, CELESTE T.	\$20,966.84	BUTLER, JANET R.	\$60,225.17
BEMIS, ELIZABETH M.	\$58,900.53	BUTLER, PAULINE	\$34,778.00
BENNETT, DEBORAH M.	\$62,772.35	CALDWELL, LISA L.	\$59,879.37
BERUBE, JACQUELINE C.	\$61,433.01	CAMIRE, ANGEL M.	\$49,054.20
BEYEA, AMY E.	\$15,430.34	CAMIRE, HEIDI H.	\$20,676.67
BIRCH, KAREN E.	\$45,572.29	CAMIRE, KATHY D.	\$60,741.82
BISSELL, KAREN L.	\$14,476.82	CAMIRE, MARK J.	\$64,508.48
BISSELL, RYAN L.	\$7,659.22	CAMPBELL, ANDREA L.	\$70.00
BISSELL, STACEY L.	\$96,082.00	CAMPBELL, KIMBERLY A.	\$480.00
BJORN, LAURIE O.	\$70,059.68	CANNEY, TARYN L.	\$57,221.10
BLACK, SANDRA L.	\$12,416.22	CANNON, MARGUERITE F.	\$6,513.78

SANFORD SCHOOL DEPARTMENT

July 1, 2012 – June 30, 2013

CANTARA, JAMES F.	\$41,708.85	CROWLEY, LEIGH ANN	\$12,866.25
CARLISLE, JEAN L.	\$57,699.92	CULLITY-SANFORD, LAUREN A.	\$18,170.78
CARMAN, BONNIE J.	\$43,127.60	CURRAN, BARBARA A.	\$10,532.00
CARON, KIMBERLEE C.	\$57,448.23	CURRAN, BRENDAN T.	\$36,379.84
CARON, MARSHA E.	\$1,380.00	CURRIER, BETH L.	\$33,060.22
CARPENTER, LISA A.	\$21,992.38	CUSACK, HILLARY A.	\$900.00
CARSCALLEN, CRAIG	\$140.00	CUTTEN, ANN C.	\$60,235.90
CASEY, MARGARET R.	\$4,974.00	CYR, ELIZABETH C.	\$47,967.15
CASHIN, MARIE D.	\$19,337.66	DAIGLE, KIMBERLY A.	\$20,894.63
CAVERNO, LEAH M.	\$17,222.00	DALEY, EDMUND C.	\$41,029.20
CHALMERS, SHEILA M.	\$4,170.00	DALLAIRE, AARON J.	\$420.00
CHAPAIS, GAIL M.	\$18,738.59	DALY, KRISTIN M.	\$51,561.74
CHAPMAN, KAILI A.	\$210.00	DANIELS, JENNIFER L.	\$37,091.04
CHASE, KAREN L.	\$5,148.75	DARRAGH, ELIZABETH M.	\$650.25
CHELLIS, ELIZABETH F.	\$750.00	DAVID, SHERYL A.	\$58,166.69
CHELLIS, JONATHAN W.	\$12,751.20	DAVIS, MARY ELLEN	\$15,747.75
CHESSIE, STEPHEN J.	\$18,182.52	DAVIS, SUSAN M.	\$11,775.03
CHEVALIER, RICHARD R.	\$9,439.16	DAY, GERALDINE Z.	\$7,200.91
CHIASSON, BRADLEY J.	\$43,189.85	DEALY, RUTH O.	\$27,343.46
CHRISTIE, PENELOPE J.	\$40,010.97	DELAFONTAINE, SUZANNE M.	\$26,686.00
CIVIELLO, NICOLE D.	\$49,409.62	DELANEY, TAMMY J.	\$48,450.00
CLARK, GLORIA J.	\$18,656.62	DELCOURT, JOSHUA A.	\$35,103.33
CLARK, JEFFREY K.	\$1,785.00	DEMARETT, RAYMOND E.	\$32,829.22
CLARK, RUSSELL C.	\$7,971.30	DEMERS, ANNE D.	\$2,961.89
CLARKE, MERRELL N.	\$57,053.29	DEMERS, MANDI P.	\$15,835.88
CLEVELAND, BECKY M.	\$21,177.65	DERICE, BRIANNA M.	\$35,628.58
CLEVELAND, MOLLY E.	\$843.63	DESCHAMBAULT, SARA K.	\$44,612.99
CLEVELAND, SHANE R.	\$1,054.00	DESHAIES SR, MICHAEL T.	\$35,199.78
CLOUTIER, TRACEY L.	\$5,354.91	DESROCHERS, BRIAN A.	\$3,536.00
CLUKEY, KATHRYN J.	\$81,360.00	DESRUISSEAU, LUCIEN R.	\$29,233.28
COBB, DAWN M.	\$55,155.46	DESVEAUX, DAUREEN A.	\$10,190.62
COCHIN JR, JOHN	\$3,820.00	DEVOLD, ANN E.	\$6,153.84
COCHIN, KRISTI J.	\$43,095.40	DIETSCH, MEGHAN M.	\$240.00
COGSWELL, PATTY LYNN	\$3,655.50	DIGREGORIO, VICTOR E.	\$1,785.00
COLE, AMBER L.	\$255.00	DILLANE, KEVIN C.	\$60,629.32
COLE, TRACY A.	\$25,590.24	DILLANE, PENELOPE H.	\$63,037.27
COLEMAN, LORI L.	\$2,580.00	DIXON, ANNA M.	\$18,504.34
COLLEY, SUSAN G.	\$37,659.75	DOIRON, DEBORAH R.	\$21,136.10
COLSON, TANIA I.	\$32,478.93	DOIRON, JOSEPH L.	\$17,365.02
COMTE, SUSAN K.	\$3,540.00	DOIRON, MATTHEW R.	\$67,021.71
CONWAY, KIM I.	\$58,888.49	DOIRON, ROBERT G.	\$19,286.05
COOK, EMILY L.	\$2,250.00	DONAHOE, KEVIN J.	\$53,354.14
COOLEY, DANIELLE E.	\$240.00	DONNELLY, JESS A.	\$11,252.10
CORMIER, DONNA M.	\$18,727.80	DORE, KENDRA M.	\$10,608.00
CORRIVEAU, TRACEY A.	\$9,931.90	DORR, DAVID W.	\$11,030.77
CORWIN, JOAN E.	\$28,100.82	DOWLER, LYN J.	\$625.00
COTE, ADAM R.	\$2,000.00	DOYLE, AMANDA M.	\$37,606.23
COTE, GUY R.	\$1,500.00	DOYLE, BRIAN H.	\$630.00
COTE, PAMELA B.	\$43,833.00	DRAPER, HEATHER A.	\$16,940.10
COTE, ROLAND A.	\$5,998.00	DRISKO, DANIEL L.	\$41,704.76
COTE, STARR L.	\$6,955.00	DROUIN, KATHRYN E.	\$4,428.25
COUSENS, DEANNA L.	\$52,099.64	DROWN, BERNICE E.	\$43,418.00
COVENEY, SUSAN P.	\$53,728.25	DUBOIS, RENEE M.	\$17,887.58
CRETEAU, CLAIRE P.	\$1,080.00	DUBOVIK, FRANCIS J.	\$1,140.00
CROSBY, TERRI L.	\$8,743.47	DUBOVIK, MELISSA A.	\$7,561.75
CROWLEY, ANNE MARIE	\$20,754.62	DUDGEON, ELIZABETH	\$49,317.00

SANFORD SCHOOL DEPARTMENT

July 1, 2012 – June 30, 2013

DUDLEY, JASON L.	\$32,122.07	GARNSEY, ANNE MARIE J.	\$45,519.65
DUGGAN, CYNTHIA A.	\$58,089.27	GAUDREAU, DEBORAH W.	\$93,906.00
DUMONT, BARBARA E.	\$23,084.32	GENDRON, ROBERT A.	\$2,000.00
DUMONT, JAMES	\$33,338.94	GENEREUX, MARGARET R.	\$33,948.00
DUPERE, ELAINE H.	\$60,184.37	GERRY, LEONA M.	\$19,547.56
DUQUETTE, CHRISTOPHER R.	\$930.00	GERRY, LISA L.	\$19,665.27
DURAND, BRENDA L.	\$330.00	GERRY, ROBERT G.	\$2,572.00
DURANT, BRENDA L.	\$20,598.01	GIBSON, TRACY A.	\$46,344.51
DUVAL, MARK J.	\$4,710.00	GILLIS, HOLLY M.	\$16,436.53
DYER, JULIE A.	\$3,142.31	GIORDANO, CHRISTOPHER J.	\$4,890.00
EDDOWS, REBECCA J.	\$102.00	GIORDANO, THERESA A.	\$46,718.18
EDMONDS, PAULA K.	\$55,133.47	GLIDDEN, ELISABETH G.	\$13,415.95
ELDRIDGE, DAVID M.	\$59,494.52	GLIDDEN, LEAH L.	\$19,074.76
EMERY, SARAH E.	\$19,907.46	GNADDE, LYNN A.	\$30,199.05
EMORY, TRACI L.	\$56,382.58	GOAD, SHELLEY J.	\$2,764.06
ENGLISH, HEATHER	\$53,186.71	GOLD, MORTON	\$3,120.00
ENGLISH, SHEILA M.	\$60,566.47	GOLDEN, JESSICA L.	\$22,394.51
ENMAN, JEFFREY M.	\$17,637.91	GOLDSBERRY, JANICE D.	\$95,805.00
ERICSON, NICHOLAS A.	\$51,614.12	GONZALEZ, DIEGO M.	\$480.00
ETTER, KEVIN C.	\$29,117.52	GOODRICH, DONNA E.	\$18,167.38
EVANS, NICOLE M.	\$15,404.38	GOSSSELIN, HELEN R.	\$22.50
FACEY, RYAN T.	\$43,752.72	GOULET, DENISE B.	\$18,644.07
FALLON, GAYLE M.	\$48,122.85	GOULET, JEREMY M.	\$51,406.48
FALLON, MICHAEL O.	\$69,503.79	GRACE, SAMANTHA J.	\$31,256.32
FARLEY, JUSTINE B.	\$4,318.29	GRAFFAM, BRUCE E.	\$7,407.75
FARNSWORTH, SHANNON K.	\$49,438.65	GRANT, BRIAN L.	\$42,661.50
FARRELL, DEANNA L.	\$50,213.61	GRANT, KRISTEN J.	\$50,321.41
FECTION, TIMOTHY D.	\$45,440.40	GRANT, REGAN W.	\$14,248.60
FERGUSON, WILLIAM L.	\$57,205.42	GRAVEL, DIANE B.	\$140.00
FERREIRA, KIMBERLEE T.	\$18,271.20	GRAY, KATELYN M.	\$1,200.00
FIELD, LINDA G.	\$55,844.79	GREGOIRE, LAURIE A.	\$26,037.75
FLANNERY, LAURIE J.	\$60,092.12	GUAY, MICHAEL J.	\$1,871.25
FLEMING VAUGHN, LINDA L.	\$36,000.17	GUERTIN, MERRILL M.	\$9,949.54
FLYNN, BERNADETTE M.	\$61,534.92	GUILLEMETTE, ANDREW C.	\$10,605.89
FOGG, DINEAS M.	\$24,037.06	GUILLEMETTE, SARA R.	\$2,244.71
FORBESS, CAROL C.	\$62,595.22	GUNN, JO NANCY	\$5,442.70
FOSS, JOHN A.	\$36,207.70	GURNEY, MARY JANE	\$10,957.97
FOUGERE, PATRICIA A.	\$13,699.86	GUZMAN ROTHWELL, IRENE	\$24,045.50
FOURNIER, CAROLYN S.	\$3,592.50	HALL, MARCIA L.	\$50,514.01
FOURNIER, RENE J.	\$32,075.79	HALLISSEY, TRACIE L.	\$52,102.87
FRANK, MARY FRANCES	\$60,131.01	HAMEL, ELAINE M.	\$17,069.70
FRASER, ERIN L.	\$47,488.46	HAMILTON, DONALD E.	\$660.00
FRECHETTE, NICOLE S.	\$2,334.27	HAMLIN, SAMANTHA L.	\$16,435.22
FRENCH, JILL A.	\$1,372.50	HAMMERLE, HEIDI L.	\$3,750.00
FRENETTE CHRETIEN, ALTHEA L.	\$57,766.80	HAMMERLE, PATRICIA J.	\$7,623.75
FROMWILLER, BARBARA A.	\$15,095.23	HAND, CONSTANCE A.	\$23,804.19
FULLERTON, CHERYL R.	\$62,597.90	HANEY, CYNTHIA A.	\$30,045.75
GAGER, ANDREW K.	\$2,197.82	HANSEN, SAMANTHA H.	\$29,269.23
GAGNON, SUZANNE E.	\$36,580.00	HANSON, DONNA M.	\$31,000.00
GALLAGHER, DOROTHY ANN	\$57,752.52	HANSON, LISA A.	\$32,244.60
GALLAGHER, JAMES F.	\$64,865.57	HARMON II, JAMES A.	\$43,260.00
GALLAGHER, RACHEL E.	\$28,143.68	HARMON, JAMES A.	\$44,880.16
GAMMON, PATRICIA	\$7,441.63	HARMON, STEPHEN A.	\$56,319.77
GANNAWAY, MARY D.	\$60,605.66	HARRISON, MICHAEL J.	\$56,803.31
GANNAWAY, STEVEN K.	\$955.00	HARTFORD, ANITA M.	\$6,873.75
GARDNER, NEIL L.	\$66,041.50	HARTLEY, HOLLY S.	\$59,933.94

SANFORD SCHOOL DEPARTMENT

July 1, 2012 – June 30, 2013

HARTNETT, DIANE M.	\$17,306.00	KAYE SCHIESS, PATRICIA A.	\$62,049.01
HARTNETT, HELEN G.	\$600.00	KENNY, PRISCILLA C.	\$4,500.00
HATCH MELCHER, AMANDA G.	\$372.50	KERR, NANCY M.	\$60,430.05
HATHAWAY, CARRIEE J	\$17,576.48	KERRIGAN, LINDA R.	\$9,420.00
HATHAWAY, TROY D.	\$49,276.85	KIERNAN, MATHEW A.	\$41,966.58
HEATH, CATHERINE W.	\$59,811.81	KILLER, TYLER R.	\$153.00
HEILSHORN, GEORGE H.	\$74,152.83	KIMBALL, KATELYN A.	\$29,500.02
HELMER, SAMANTHA R.	\$983.70	KIMBALL, LAURIANNE	\$4,860.00
HELMREICH, ALAN A.	\$59,597.70	KING, CASTINE M.	\$1,049.75
HENNELLY, SHELBY A.	\$360.00	KING, CRYSTAL L.	\$29,408.46
HENNESSEY, JANET S.	\$58,633.15	KING, ROBYN P.	\$297.50
HERLIHY, MARGUERITE G.	\$1,000.00	KIRTON, JANE C.	\$50,242.77
HERSOM, ELIZABETH M.	\$2,175.34	KIRTON, LAURA J.	\$37,564.27
HESS POMBER, MARTHA	\$76,149.87	KISHIMOTO, MARIANNE R.	\$8,507.69
HIGGINS, PATRICK D.	\$369.00	KITCHEL, HELEN E.	\$35,844.07
HILL, HUGH E.	\$52,196.62	KNIGHT, KAREN L.	\$19,110.87
HILTON, DIANE E.	\$57,125.43	KNOWLTON, ERIC L.	\$96,615.69
HOBGOOD, JESSICA L.	\$34,627.25	KNOX, LORRAINE R.	\$405.00
HOCTOR, NANCY E.	\$14,360.61	KOLOSOWSKI, PATRICIA	\$11,660.00
HODGDON, ALYSSA B.	\$480.00	KOWALSKI, ANGELA M.	\$180.00
HODGDON, DONNA L.	\$55,783.77	KRALOVEC, CLARICE A.	\$53,224.99
HOGAN, JUDITH J.	\$60,879.19	KRUPSKY, RACHEL E.	\$57,869.56
HOLMES, MELISSA L.	\$34,279.17	KUCSMA, MICHAEL C.	\$41,500.00
HOOVER, CHARLES A.	\$59,239.29	KUMKA, KATHLEEN C.	\$300.00
HOPE, ABIGAIL	\$37,471.13	LABBE, ANGIE D.	\$29,567.10
HORNE, JENNA T.	\$6,645.00	LABER SMITH, REBECCA A.	\$55,555.13
HOWARD, LISA A.	\$6,491.25	LACLAIR, ARLINE M.	\$15,273.53
HOWARD, THURLEY F.	\$17,040.99	LACROIX, EDITH J.	\$46,955.48
HOWELL, WENDY M.	\$15,180.92	LAMBERT, BETHANY T.	\$44,729.50
HUDSON, LAURA E.	\$900.00	LAMONTAGNE, PAUL A.	\$30,456.11
HULL, CHRISTINE H.	\$3,483.00	LAMOREAU, SUSAN B.	\$62,645.86
HUNTER, JENNIFER L.	\$40,435.87	LAMPERT, ALLEN	\$83,902.23
HUNTER, SHERRY P.	\$120.00	LANDER, VALERIE L.	\$27,313.69
HUNTLEY, CHRISTOPHER R.	\$52,277.19	LANDRY, RICHARD P.	\$39,548.36
HURLEY, ROBERTA R.	\$37,571.25	LANE, JEFFREY V.	\$40,286.55
HUSSEY, PATRICIA A.	\$19,712.97	LANSING, LISA ANNE	\$52,725.78
HUTCHINS, GEORGINA L.	\$25,347.75	LANSING, ROBERT	\$3,276.00
HUTCHINS, LEANNE R.	\$8,015.68	LANTAGNE, CAROL B.	\$17,242.00
JACK, BLAINE H.	\$475.00	LAPHAM, BRUCE H.	\$3,215.00
JACKSON, RICHARD R.	\$360.00	LAPOINTE, KIMBERLY A.	\$30,517.83
JACQUES, JONATHAN D.	\$60,472.67	LAPRISE, CYNTHIA M.	\$21,815.20
JAMISON, DONALD S.	\$2,000.00	LAROSE, PATRICIA J.	\$20,520.36
JAMISON, KIM B.	\$1,230.00	LARSON, ANDERS	\$57,886.84
JANSEN, JODY A.	\$8,863.07	LARSON, FLORENCE	\$30,342.53
JARRETT UTGARD, JULIE ROSE	\$3,551.00	LAVERTU, LINDA L.	\$19,856.00
JEANNETTE, JODI L.	\$38,494.24	LAVIGNE, ANITA L.	\$55,894.79
JEPSON SR, RICHARD D.	\$32,009.86	LAVIGNE, BETH A.	\$14,600.54
JERRAM, LORI A.	\$10,865.74	LAWRENCE, CYNTHIA A.	\$24,621.24
JOHNSON, KRIS A.	\$860.00	LEBEL, DELANO D.	\$999.96
JONES, KATHLEEN A.	\$54,693.61	LECOMPTE, ALLYCIA A.	\$7,020.00
JONES, NANCY S.	\$19,512.98	LEDUE, CLAIRE D.	\$1,808.95
JOSIAH GEAUMONT, MELINDA	\$48,715.55	LEET, PATRICIA A.	\$77,341.23
KANE, MICHAEL P.	\$48,735.68	LEGER, DONNA L.	\$26,157.00
KANE, NANCY B.	\$53,859.34	LEGER, KELLY E.	\$903.14
KANTOLAK, KAREN M.	\$43,303.69	LEGERE, ALEXANDER M.	\$340.00
KAPISE, MATTHEW F.	\$560.00	LEGERE, NORMAN R.	\$4,620.00

SANFORD SCHOOL DEPARTMENT

July 1, 2012 – June 30, 2013

LEGERE, ROLAND H.	\$66,672.93	MARTINEAU, RICHARD A.	\$33,209.77
LEGRAND, HUNTER W.	\$216.75	MASTRACCIO, ALBERT J.	\$4,020.00
LEGRO, FRED M.	\$26,148.51	MASTRACCIO, JOSEPH	\$44,742.62
LEHOUX, CANDACE L.	\$16,618.29	MASTRANGELO, JOANNE M.	\$3,138.75
LEHOUX, GALE A.	\$331.50	MATHIEU, ETHAN A.	\$38.25
LEIGH, NOEL L.	\$29,472.25	MATHIEU, ETHEL L.	\$9,480.00
LEMELIN, ZACHARY T.	\$28,535.02	MCALLISTER, NICOLE S.	\$35,399.43
LEONARD, NICOLE E.	\$9,912.25	MCCALL, DAVID E.	\$57,165.68
LEONARD, WILLIAM G.	\$350.00	MCCALL, KATHRYN A.	\$38,318.50
LESSARD, JAMES M.	\$40,388.76	MCCALL, KATRINA B.	\$57,101.42
LESSARD, MARK S.	\$33,328.42	MCCORMICK, KEVIN B.	\$35.00
LEVASSEUR, PETER J.	\$67,933.11	MCDERMOTT, JOANNESPRING	\$61,185.87
LEVASSEUR, REBECCA A.	\$16,848.74	MCGEHEE, ELIZABETH E.	\$180.00
LEVESQUE, JENNIFER M.	\$15,375.02	MCGEHEE, KAREN I.	\$61,942.77
LHEUREUX, ANNE M.	\$24,522.05	MCGUCKIN, ROISIN S.	\$47,174.53
LHEUREUX, JOEY G.	\$5,670.00	MCGUIGGIN BRADY, COLLEEN	\$61,848.98
LHEUREUX, KARLA A.	\$20,903.66	MCGUIRE, BETHANY J.	\$54,204.06
LHEUREUX, LAUREN A.	\$660.00	MCKAY, JENNIFER L.	\$2,800.00
LIBERTY, DANIELLEFR	\$2,310.00	MCKEON, MARTIN M.	\$67,471.44
LIEBERMAN, PATRICIA B.	\$15,612.90	MCKEOWN, MATTHEW J.	\$31,925.00
LIZOTTE, SUSAN A.	\$10,230.00	MCMASTER, DANIEL B.	\$41,897.78
LOIGNON, ODELLE M.	\$57,878.10	MEAGHER, AMBER L.	\$120.00
LONGFISH, MARGO C.	\$46,545.58	MEDEIROS, HILLARY A.	\$29,384.87
LONTINE KEARSON, ROSSIE B.	\$52,441.53	MEEHAN, ROBIN B.	\$56,955.40
LORD, SHARON	\$240.00	MELLO, DEBRA M.	\$10,364.40
LOUNSBURY, CATHERINE J.	\$20,787.82	MERLIN, LISA A.	\$13,922.06
LOWELL, GARY R.	\$19,259.00	MERRICK, ELEANOR B.	\$71,666.65
LOWRY, JAMES K.	\$300.00	MESSIER, LIANNA R.	\$30,345.29
LOWRY, LAURENCE A.	\$11,545.50	MEUNIER, JAMES M.	\$26,484.66
LUNNY, JOIELLE K.	\$1,632.10	MICHAUD, GALE M.	\$14,521.27
LYDON, PAMELA M.	\$77,068.66	MILIANO, JOSEPH G.	\$19,118.48
LYONS, BARBARA D.	\$57,635.30	MILIANO, KAREN E.	\$63,866.58
MACCONNELL, JUDITH A.	\$5,950.00	MILIANO, MARIA C.	\$42,580.16
MACDONALD JOHNSON, JEANNE	\$1,205.50	MILLIKEN, DANIEL L.	\$39,005.55
MACDONALD, ALAN H.	\$780.00	MINCHIN, KIMBERLY R.	\$45,064.51
MACDONALD, THERESA L.	\$48,212.60	MONAHAN, STEPHANIE A.	\$1,380.00
MACDOUGAL, GREGORY M.	\$37,676.05	MOREAU, ROGER J.	\$1,053.15
MACE, JEANNE M.	\$19,869.18	MOREY, KATHLEEN A.	\$210.00
MACEACHERN, ANN E.	\$50,706.85	MORIN, JEANNE H.	\$18,658.98
MACEDO, MARY P.	\$14,723.88	MORIN, MICHAEL G.	\$48,557.99
MACINTYRE, JUSTINE B.	\$14,646.20	MORRIS, SUSAN W.	\$3,572.50
MACOMBER, ERIN	\$562.12	MORRISON, APRIL	\$51,617.62
MACOMBER, ERIN A.	\$14,129.90	MORRISON, RACHEL A.	\$264.50
MACPHERSON, AMY B.	\$1,080.00	MORSE, KATHLEEN E.	\$18,886.93
MAHONEY, DOROTHY F.	\$960.00	MOULTON, MARY L.	\$10,340.73
MAHONEY, FRANCIS X.	\$60,760.29	MUELLER, CARLA J.	\$62,120.53
MALLON, DIANE E.	\$34,743.75	MULVEY, CATHLEEN I.	\$65,790.37
MALLON, SARAH E.	\$39,098.17	MUNRO, ALEXANDER T.	\$45,000.00
MALTESE, JANE M.	\$9,705.90	MURPHY, JOHN A.	\$32,182.93
MANN, NATHAN R.	\$43,870.92	MURRAY, ELLEN A.	\$56,057.21
MANSON, KAYLA M.	\$10,312.63	NAIMEY, AISHA E.	\$40,141.70
MAPES, JONATHAN B.	\$1,000.00	NASON, SARA L.	\$56,274.06
MARASS, ELIZABETH B.	\$47,865.81	NEELY, KEVIN P.	\$27,841.14
MARASS, JESSICA M.	\$5,745.99	NELSON, THERESA L.	\$17,742.40
MARGOLES, DORIS	\$60,370.54	NEUBERT, NANCY W.	\$62,292.77
MARTIN, JUDITH A.	\$64,661.42	NEVISON, GERALDINE B.	\$4,848.75

SANFORD SCHOOL DEPARTMENT

July 1, 2012 – June 30, 2013

NEWBEGIN III, WILLIAM H.	\$35,263.92	POMERLEAU, CYNTHIA L.	\$4,080.00
NICHOLLS, ROBERTA J.	\$4,250.00	POTTER, CHARLES J.	\$96,819.00
NIEUWKERK, HANNAH J.	\$35,971.50	POULIN, BRANDON P.	\$6,182.50
NIMON, RACHAEL C.	\$2,220.00	POURAVELIS, GEORGE T.	\$78,132.76
NOEL, KEITH S.	\$46,737.12	PRESTON, SARAH J.	\$41,323.52
NOLETTE, PAUL H.	\$5,465.00	PRITCHETT, JERYL A.	\$56,756.01
NOONE, BARBARA J.	\$58,646.49	PRITZ, STEPHEN J.	\$53,797.45
NORMAND, KIM MARIE	\$16,725.40	PROVENCHER, DAVID P.	\$418.00
OAK, LYNDON J.	\$1,412.67	PROVENCHER, KANDYLEIGH	\$708.00
OAKES, KIMBERLY A.	\$42,325.64	PROVENCHER, PAULINE J.	\$6,245.25
OBRIEN, CRAIG A.	\$32,595.14	PRUNEAU, JOANNE B.	\$105.00
OCONNELL, SHANE M.	\$49,194.12	QUADE, JOANNE M.	\$10,844.23
OGORMAN, BRENT M.	\$3,521.00	QUIGLEY, MAUREEN E.	\$6,415.07
ORCIANI, JANE A.	\$11,300.97	RAMSDELL, CONSTANCE R.	\$8,832.25
OUELLETTE, RICHARD P.	\$43,898.12	RANCOURT, MARY E.	\$39,110.00
OWEN, VALERIE S.	\$16,826.10	RANCOURT, NATHAN R.	\$8,942.85
PAPA, ANTHONY T.	\$33,010.33	RANCOURT, RENE A.	\$16,889.69
PARADIS, PATRICIA L.	\$52,235.53	RANDALL BOURGAULT, SHIRLEY	\$15,715.50
PARENT, KRISTY	\$55,421.50	RANDALL, ROCHELLE L.	\$4,290.00
PARISEAU, TRACY A.	\$63,243.70	RAYMOND, JENNIFER L.	\$27,927.44
PARKER, CRYSTAL	\$48,690.55	RAYMOND, MARGO L.	\$4,080.00
PARKER, KAYLA E.	\$32,003.64	REGIS, JESSICA J.	\$18,584.51
PARKS, CHRISTINA E.	\$20,664.50	REMICK, CINDY J.	\$20,191.76
PATIN, ANDREW A.	\$98,993.48	REMICK, SHARON L.	\$92,906.00
PATRICK, MEAGAN M.	\$41,425.59	RENY, MARSHA M.	\$57,703.91
PAULHUS, JOSEPH A.	\$997.51	RENY, ROBERT C.	\$7,022.20
PAYEUR, JACOB D.	\$780.00	RHINE BRIGHAM, LAUREL A.	\$120.00
PAYEUR, VICKI G.	\$24,183.51	RICHARD, WANDA M.	\$3,123.75
PEARSALL, DAVID	\$2,646.00	RICKER, FRANK L.	\$1,903.00
PEIFFER, PAMELA B.	\$57,528.29	RICKER, MICHAEL O.	\$34,967.11
PELCHAT SAVOIE, ANN M.	\$38,049.38	RIVARD, DIANE D.	\$3,726.00
PENLEY, BETH M.	\$18,683.78	RIZZO, MELISSA A.	\$39,852.47
PEPIN, DENISE A.	\$19,386.85	ROBBINS, MELISSA A.	\$7,641.75
PEPIN, MICHAEL G.	\$30,300.60	ROBERTS, BARBARA J.	\$2,872.63
PEPIN, SUSAN A.	\$6,433.74	ROBERTS, DOUGLAS E.	\$87,369.00
PEPIN, SUSAN M.	\$57,635.30	ROBERTS, LINDSAY	\$28,092.88
PEPPE, KATHRYN A.	\$27,960.53	ROBERTSON, ELLEN	\$21,749.28
PERKINS, DELMONT L.	\$32,829.22	ROBERTSON, RICHARD G.	\$240.00
PERRY, BARBARA L.	\$44,560.97	RODRIGUEZ, GABRIELA S.	\$180.00
PERRY, NANCY J.	\$12,403.71	ROEDER KNIGHT, SUSAN M.	\$59,046.96
PETERMANN, MATTHEW W.	\$47,901.56	ROLAND, JACQUELINE N.	\$4,364.76
PETERSON, PAMELA	\$45,254.10	ROSS, JANE E.	\$11,078.83
PETERSON, THOMAS G.	\$12,985.97	ROSS, KATHLEEN M.	\$30,135.75
PETIT, SUSAN M.	\$22,242.63	ROTHWELL, ROBERT W.	\$51,531.65
PETSINGER, JEDEDIAH D.	\$98,082.00	ROUX, KAREN	\$44,263.52
PETTIS, DIANA L.	\$44,089.22	ROUX, KATHARINE D.	\$3,941.25
PHILLIPS, MARY L.	\$18,911.50	ROWE, NICHOLAS A.	\$1,380.00
PHINNEY, AMANDA M.	\$1,607.00	ROWELL, REBECCA L.	\$1,605.33
PICKERING, RICHARD L.	\$53,309.73	ROY, AUTUMN M.	\$11,304.42
PIKE, BETHANY L.	\$24,184.50	ROYAL, JENNIFER M.	\$660.00
PINCHOTT, GAYLE S.	\$2,256.00	RUSKOSKI, LINDA M.	\$60,754.32
PINETTE, JENNIFER E.	\$33,695.95	RUSSELL, ANDREW J.	\$22,005.33
PINHEIRO, JOSHUA M.	\$36.00	RYAN, LAWRENCE J.	\$5,698.56
PLACE, MARY E.	\$6,664.00	RYER, MARJORIE G.	\$34,301.07
PLUMPTON, DOROTHY A.	\$39,868.72	SALLS, GORDON A.	\$84,385.48
POMBRIANT, TYTHIAN M.	\$62,115.00	SAMMONS, THOMAS E.	\$59,730.43

SANFORD SCHOOL DEPARTMENT

July 1, 2012 – June 30, 2013

SANBORN, BROCK P.	\$18,082.85	STALNAKER, BARBARA B.	\$9,525.57
SANBORN, DEBORAH A.	\$21,404.31	STAM, AARON M.	\$46,002.20
SANDS, CYNTHIA M.	\$58,740.76	STANLEY, GREGORY A.	\$13,367.00
SARGEANT, LUCY GRACE E.	\$62,662.27	STEELE, CELESTE L.	\$62,027.84
SARGENT, KATHERINE I.	\$92,127.82	STEVENS, JEWEL M.	\$11,568.83
SAVOIE, CHERADE C.	\$127.50	STEVENS, SARAH E.	\$17,143.35
SCALLY, JOYCE M.	\$12,532.40	STIMPSON, ASHLEY M.	\$2,363.70
SCHNELL, SARAH E.	\$36,000.00	STITSON JR, HERBERT W.	\$53,879.01
SCHULZ, STEVEN M.	\$11,962.64	STONE, JASON M.	\$44,411.88
SCREMIN, JENNIFER L.	\$45,742.17	STONE, LINDA A.	\$21,964.20
SEAVEY, KATELYN R.	\$1,071.01	STOPA, JAMES C.	\$97,448.43
SELFRIDGE, DEBORAH A.	\$1,647.50	STURTEVANT, KELLY A.	\$46,519.65
SERRANO, LUNA L.	\$140.00	SULLIVAN, VALERIE J.	\$46,819.98
SEVERANCE, BRYANNA F.	\$1,005.14	SUPINSKI, JANICE M.	\$22,539.16
SEWICK, AMY R.	\$6,053.13	SURRAN, SHANNON K.	\$36,030.00
SHAPIRO, JENNIFER R.	\$27,574.39	SWEENEY, ASHLEE E.	\$35,707.38
SHAW, JOHN B.	\$40,730.35	SYLVAIN, MARIANNE C.	\$87,369.00
SHELLEY, SARAH B.	\$60,427.32	SYLVESTRE, SHEILA A.	\$57,251.78
SHEPARD, ROXANNE M.	\$14,558.54	TANGUAY, SAMANTHA L.	\$60.00
SHERMAN, SARAH B.	\$900.00	TAPSCOTT, DIANE M.	\$32,404.50
SHERMAN, VALERIE A.	\$10,647.55	TARSETTI, DANIEL C.	\$233.75
SHUFELT, NANCY L.	\$5,660.40	TAYLOR, ANGELA	\$51,373.19
SIGNORE, LYNNE M.	\$34,354.17	TAYLOR, MELANIE J.	\$15,260.92
SILVA, ERICA A.	\$40,698.92	TEEL, SUSAN M.	\$45,838.44
SIMARD, RENE P.	\$59,648.61	TEMPLE, KAREN N.	\$28,033.66
SIMONDS, SANDRA L.	\$5,248.82	THEOHARIDES, DAVID N.	\$116,477.00
SIROIS, BRENT D.	\$42,631.64	THEOHARIDES, JANE G.	\$11,283.27
SIROIS, NORMAN J.	\$56,469.77	THOMPSON, DEBORAH A.	\$8,145.50
SMALL, MELISSA C.	\$3,215.00	THOMPSON, SANDRA L.	\$47,074.09
SMITH, BETTIE ANN	\$35,000.00	TIBBETTS, KELLY J.	\$39,273.26
SMITH, CYNTHIA S.	\$21,075.10	TIBBETTS, LINDSAY N.	\$39,693.63
SMITH, DEBORAH E.	\$56,664.00	TIMBERLAKE, LANCE D.	\$43,598.24
SMITH, ERIN J.	\$180.00	TOOTHAKER, DEBORAH M.	\$42,848.80
SMITH, JILL G.	\$2,047.00	TORCH, LAUREN M.	\$19,825.63
SMITH, KAREN B.	\$19,314.78	TOTH, KATHERINE M.	\$6,539.50
SMITH, LISA L.	\$16,690.02	TRANCHEMONTAGNE, CHARLES	\$18,370.78
SMITH, MARGUERITE B.	\$33,093.75	TREADWELL, CRAIG R.	\$27,018.00
SMITH, MICHELLE M.	\$37,876.92	TREADWELL, VICKY A.	\$9,060.00
SMITH, NATHANIEL K.	\$27,780.52	TREGO, LAURA P.	\$57,741.32
SMITH, ROBERT A.	\$36,784.65	TREMBLAY, AARON R.	\$57,326.47
SNYDER, JAMES B.	\$60.00	TREMBLAY, ELIZABETH L.	\$13,248.86
SOULE PARENT, ELIZABETH M.	\$38,562.40	TREMBLAY, MARCY M.	\$5,861.39
SOULE, ADAM M.	\$64,519.91	TREMBLAY, SARA L.	\$37.50
SOUTHARD, JOYCE M.	\$71,288.34	TROTT, LOUIS H.	\$39,749.63
SOUZER, PAMELA L.	\$18,658.98	TRUE, ROBERT P.	\$8,100.00
SPAULDING, SHIRLEY A.	\$7,025.00	TULIPANO, MARIE A.	\$42,737.48
SPENCER, DANIEL C.	\$14,296.67	TURCOTTE, JOHN R.	\$2,751.65
SPENCER, KATHLEEN V.	\$10,440.00	TURGEON, AMY B.	\$13,643.10
SPILIOPOULOS, HARRY A.	\$58,717.70	TURGEON, NANCY M.	\$17,126.10
SPINNEY, ADA T.	\$57,950.77	TURGEON, REBECCA L.	\$19,170.79
SPRUSANSKY, JANE R.	\$32,862.45	TURGEON, STEVEN P.	\$2,800.00
ST CYR, BETH J.	\$21,546.40	TURNER, ASHLEY K.	\$1,762.50
ST JEAN, COURTNEY O.	\$13,736.86	TURNER, CHRISTOPHER S.	\$102.00
ST JOHN, SUSAN A.	\$48,903.85	TURNER, JANET J.	\$16,277.77
ST PIERRE, DANIEL B.	\$1,567.50	TWOMBLEY, CAROL A.	\$210.00
ST PIERRE, JOYCE B.	\$60,803.75	UTGARD, LAURA J.	\$16,382.90

SANFORD SCHOOL DEPARTMENT
July 1, 2012 – June 30, 2013

VELANDRY, LISA M.	\$15,743.02	WHITE, KERRIE E.	\$16,519.90
VERMETTE, DIANA A.	\$48,939.21	WHITE, RACHEL R.	\$56,005.64
VERMETTE, JASON M.	\$761.62	WHITEHOUSE, BRITTANY L.	\$352.75
VERMETTE, LOIS M.	\$5,108.74	WHITEHOUSE, DANIKA G.	\$44,880.16
VERMETTE, ROLAND E.	\$40,673.28	WHITNEY, HEIDI E.	\$51,891.49
VIGNOLA, MARTHA E.	\$11,056.18	WHITTEN, PATRICIA A.	\$15,793.99
VINCENT, MARGARET H.	\$39,687.00	WILKERSON, ALFONSO	\$1,590.00
VO, JACQUELYN	\$600.00	WILKINS, KAY C.	\$48,633.37
VO, PATRICE A.	\$19,031.11	WILKINS, RICHARD	\$60,231.31
WALKER, DIANA L.	\$71,982.85	WILLARD, ARTHUR E.	\$27,563.93
WALKER, STEVEN B.	\$63,078.79	WILLIAMS, BRENDA E.	\$6,501.23
WALKER, THERESA K.	\$60.00	WILLIAMS, JULIE A.	\$60,718.94
WALLS, WAYNE N.	\$2,010.00	WILLIAMS, KENDRA A.	\$2,000.00
WALSH, KRYSTAL J.	\$60.00	WILLIAMS, MELINDA J.	\$23,383.61
WALSH, MEGAN	\$77,250.00	WILLIAMS, REBECCA A.	\$20,039.47
WALSH, RACHANA S.	\$18,287.00	WILLIAMS, SUSAN S.	\$50,945.08
WARD, MEGAN K.	\$28,397.67	WILSON, DENNIS G.	\$9,630.00
WARNER, MARGARET G.	\$39,270.87	WILSON, JILLIAN M.	\$5,777.88
WARREN, MICHAELLA E.	\$40.38	WING, MARGARET A.	\$9,359.22
WATHEN, SUSAN K.	\$53,492.27	WOOD, ELAINE M.	\$9,649.50
WATTS, TROY J.	\$87,369.00	WOOD, MELODY L.	\$60,908.04
WAY, KEVIN A.	\$73,882.20	WORKS, DARRELL S.	\$7,140.00
WEBBER, CONSTANCE G.	\$4,380.00	WORKS, LAURIE L.	\$21,297.80
WELCH, MICHELLE L.	\$6,510.00	WORMWOOD, KATHRIN M.	\$19,848.90
WERNER, DAWNA M.	\$33,525.28	WRIGHT, JOAN G.	\$72,146.66
WESTON, DANIELLE L.	\$61,071.32	WRIGHT, SUE M.	\$19,510.66
WEYLAND, GAY L.	\$17,694.51	WYMAN, R SCOTT	\$56,557.90
WHITE, ELIZABETH A.	\$41,740.70	YOUNG, SUSAN L.	\$14,075.66
WHITE, JACQUELINE P.	\$1,751.25	YOUNG, WAYNE A.	\$33,125.40
WHITE, JENNIFER L.	\$7,278.21	ZUNIGA, GEORGETTE A.	\$1,912.50
WHITE, KATHLEEN M.	\$18,351.02	ZUNIGA, ROMEO	\$17,748.88

SANFORD SCHOOL DEPT. VENDORS
JULY 1, 2012 - JUNE 30, 2013

1:1 ONLINE TUTORING SERVICES	1,554.00
24 HOURS TUTORING LLC	4,032.00
4 CORNERS MAPS	758.50
A S C A	525.00
A S C D	408.00
AATSP GARCIA LORCA	55.00
ABACOM TECHNOLOGIES INC.	151.90
ABATEMENTS PROFESSIONALS CORP	13,035.00
ABBOTT HILL TREE SERVICE	1,200.00
ABOVE AND BEYOND CATERING	1,630.63
ACADEMIC THERAPY PUBLISHING	85.80
ACCESS A/V	35,079.95
ACCUCUT	30.00
ACCURACY TEMPORARY SERVICES, INC.	1,554.00
ACDA NATIONAL OFFICE	95.00
ACES TUTORING	17,576.01
ACTEM	7,155.00
ADA BADMINTON & TENNIS	878.72
ADAMS STATE UNIVERSITY	110.00
ADAMS, BRIDGET	71.35
ADAMS, PATRICIA	251.43
ADVANCED EDUCATIONAL TECH. LLC	1,950.00
AETNA	149,076.60
AFC TRIDENT INC.	39,814.09
AFFONSO, JOAN	45.26
AGILE SPORTS TECHNOLOGIES	1,600.00
AHA COMMUNICATIONS, INC.	12.60
AIREX FILTER CORPORATION	1,604.46
ALLAIRE, ANDREW	63.60
ALLAIRE, DENISE	110.45
ALLAIRE, JESSICA	655.77
ALLAN SAULNIER LLC	249.50
ALLDATA	975.00
ALLEN, DIANA	228.90
ALLEN, JESSICA	294.37
ALLEN, JUSTIN	65.36
ALLIANCE PRINTERS LLC	7,000.49
ALLIS, SARA	112.89
ALSTON, KEVIN	125.00
ALVINO, MICHAEL	144.62
AM ASSOC OF FAMILY & CONSUMER SERV	270.00
AMAZON CREDIT PLAN	223.56
AMAZON.COM	3,199.24
AMAZON.COM CREDIT	5,762.87
AMERICAN COUNCIL ON EDUCATION	175.00
AMERICAN LEGACY PUBLISHING, INC.	260.88
AMERICAN SCHOOL COUNSELOR ASSOC.	155.00
AMERICAN SECURITY ALARM, INC.	1,101.60
AMERICAN STEEL & ALUMINUM	2,567.88
AMSTERDAM PRINTING AND LITHO CORP	170.46
ANDERMAN, CARA	10.00
ANDERS LARSON	35.97
ANDERSON, JAMIE	934.16
ANDERSON, JEREMY	101.92
ANDERSON, JESSICA	442.35
BLACK, JOHN	520.00

ANDERSON, MARY	76,969.20
ANDERSON'S	427.02
ANDYMARK, INC.	1,994.42
APPLE INC	65,224.60
APPLE STORE	499.00
APPLE STORE, MAINE MALL	4,361.98
ARCHER ANGUS	2,435.00
ARNOLD T CLEMENT CO INC	650.00
ARTIST & CRAFTSMAN SUPPLY	377.54
ARUNDEL FORD	676.13
ASCA PUBLICATIONS	278.29
ASCD	714.00
ASIAN FOOD SOLUTIONS, INC.	1,659.16
ASPIRE TUTOR CORPORATION	9,283.75
AT&T MOBILITY	9,784.30
ATLANTIC PEST SOLUTIONS COMPANIES	5,018.00
AUBUCHON HARDWARE	322.94
AUGER, PAUL	12.50
AUGULEWICZ, ADAM	75.99
AUTOMOTIVE GARAGE TOOLS	402.45
AV TECHNIK, LLC	1,365.00
AVENET LLC	3,750.00
AYOOB, GEORGE	87.43
B & H PHOTO	5,322.05
BACHELDER, SARA A.	423.47
BACHI, KEVIN C	25.00
BAGS & BOWS	354.58
BAILEY, MICHAEL	236.94
BAKER & TAYLOR ENTERTAINMENT	9,848.94
BALL, LESLIE	1,038.54
BANGOR SCHOOL DEPARTMENT	307.81
BARON, SHERRI	120.44
BAUDVILLE INC	377.37
BEALS, LAURIE K	466.52
BEATTIE, MELINDA	175.00
BEAUDOIN, ROLAND	90.62
BEDFORD/ST MARTINS	1,531.86
BEISSWANGER, ZACH	286.00
BELANGER, JUDY	175.00
BELL/SIMONS COMPANIES	2,127.19
BEMIS, CELESTE	500.00
BENCHMARK EDUCATION COMPANY	366.30
BENCHMARK MULTIMEDIA	1,175.00
BERLINER, SHARON	62,202.15
BERRANG, DAVE	147.58
BERRY, BARBARA	600.00
BETTER HOMES & GARDENS	22.00
BIDDEFORD HIGH SCHOOL	383.20
BIEGEL, CAROLYN	123.54
BIG 6 ASSOCIATES LLC	134.00
BILOW, SCOTT	226.88
BINETTE, CHRIS	361.57
BINETTE, TREY	212.16
BIRCHTREE CENTER	152,422.80
BISELL, STACEY	1,987.36
C CAPRARA FOOD SERVICE EQUIPMENT	16,700.30

SANFORD SCHOOL DEPT. VENDORS
JULY 1, 2012 - JUNE 30, 2013

BLACK, LORI	640.00
BLACK, SANDRA	169.65
BLAISDELL, ROBERT	710.08
BLAKE, STANLEY	239.64
BLANCHARD, ELAINE	22.80
BLANCHETTE, LISA	1,827.84
BLOOM, JED	234.25
BLOUIN, KARYN	47.70
BLOW BROTHERS	3,251.87
BLUE RAVEN TECHNOLOGY, INC.	10,837.96
BMRC	150.00
BOARDMAN, WAYNE	85.74
BODWELL JR, ROBERT	157.50
BOISSE, MARC	411.32
BONANZA STEAKHOUSE	136.42
BONPIETRO, DEREK	110.20
BOSTON CO GOLF & ATHLETIC FIELDS	1,240.00
BOSTON MUSEUM OF SCIENCE	280.50
BOSTON, BRIAN	238.70
BOUGIE, JANE	230.75
BOUGIE, JOHN	520.44
BOURBON, ANTHONY	60.96
BOUTHILLETTE, STEVE	144.34
BOWL-A-RAMA	120.00
BRADBURN, STACY	66.24
BRAFFITT, MARGARET	163.84
BRIDGES TRANSITIONS CO	700.00
BRINE, KAREN	25.00
BROCKINGTON, JOHN	261.72
BRODHEAD-GARRETT COMPANY	958.42
BROTHERS OF CHRISTIAN INSTRUCTION	440.00
BROWN, CYNTHIA	25.00
BROWN, JENNIFER	100.00
BROWN, KENDRA	417.54
BROWN, RETA	477.44
BROWN, RONALD	548.27
BROWN, RYAN	93.28
BROWN, STEVEN C.	125.00
BSN SPORTS	290.80
BUCK, JAZMIN J	396.00
BUCKLIN, ERIKA	50.00
BUDGET DOCUMENT TECHNOLOGY	5,504.74
BUILDING BLOCKS PEDIATRIC THERAPY	63,613.80
BUNK, CATHERINE	188.06
BURBANK, RACHEL	160.87
BUREAU OF EDUCATION & RESEARCH	430.00
BURNELL, PAUL	73.35
BURNETT, GAIL	166.68
BURPEE'S SIGN CO	445.00
BUSINESS EQUIPMENT UNLIMITED	74,425.63
BUSSIERE, STEVE	1,000.00
BUTLER BROTHERS	9,305.00
BUTTERFIELD, KIRK	182.42
BYTESPEED LLC	13,338.00
CITY OF SANFORD	8,807.42
CLARION STUDENT ACCOUNTS	1,254.00

CALDWELL, LISA	79.72
CALENDARS	30.19
CALICO INDUSTRIES INC	1,896.00
CALLOWAY HOUSE INC	130.80
CAMIRE, HEIDI	61.08
CAMIRE, KATHY	286.20
CAMIRE, MARK	173.00
CANFIELD SYSTEMS INC	2,893.38
CANNON, MARGUERITE	175.00
CANTARA, JAMES	44.87
CANTER COURSES	510.00
CAPSTONE	6,083.43
CARDINAL PRINTING CO., INC.	650.00
CARL J LAMB ELEMENTARY	1,381.59
CAROLINA BIOLOGICAL SUPPLY	933.46
CARPENTER, JACQUELINE E.A.	100.00
CASS, HELENE S.	39,017.64
CATALANO, FRANK	943.03
CATHOLIC CHARITIES MAINE	75.00
CBE TECHNOLOGIES	7,138.98
CBT SUPPLY, INC.	6,308.00
CCAR	199.00
CED INC.	5,504.91
CENGAGE LEARNING	4,241.60
CENTER FOR COMMUNICATION	227,643.75
CENTER FOR ED. & EMPLOYMENT	164.95
CENTER FOR WILDLIFE	150.19
CENTRAL FURNITURE & APPLIANCE INC	2,762.64
CENTRAL MAINE POWER	304,029.43
CENTRAL PAPER PRODUCTS CO.	36,523.17
CENTRAL POLY CORPORATION	14,158.00
CENTRAL TIRE CO	597.30
CHAD LITTLE OUTDOOR POWER EQUIP.	1,091.99
CHAIKLIN, KATHERINE	4,438.00
CHAMBERLAIN, CRAIG	118.72
CHAMBERLAIN, JAMIE	140.50
CHAPAIS, GAIL	236.45
CHARLES A. PLANTE & SONS EXC. CONTR.	3,400.00
CHARLTON, NICHOLETTE J.	1,081.60
CHASE, MATTHEW	99.92
CHELLIS, JONATHAN	89.99
CHELSEA HOUSE PUBLISHERS	325.00
CHEMSEARCH	1,477.62
CHESSIE, STEPHEN	8.00
CHEVALIER, RICHARD	175.00
CHEWONKI FOUNDATION INC	3,288.00
CHICAGO EDUCATIONAL PUBLISHING CO	211.23
CHILDWORK/ CHILDSPLAY	62.80
CHOICE LITERACY INC.	297.00
CINGLETREE LEARNING, LLC	360.00
CINTAS FIRE PROTECTION	14,936.90
CITY OF ROCHESTER	150.00
CITY OF SANFORD	856.09
CITY OF SANFORD	8,421.10
CUSTOM CLIMATE CONTROL	3,825.17
CUSTOM CLIMATE CONTROL, LLC	314.50

SANFORD SCHOOL DEPT. VENDORS
JULY 1, 2012 - JUNE 30, 2013

CLARK, GLORIA	297.20
CLASSIC CAMERA	300.00
CLASSROOM DIRECT	576.70
CLASSROOM FURNITURE	3,107.94
CLASSROOM HEALTH RESOURCES	54.88
CLASSROOM SCIENCE RESOURCES	223.89
CLASSROOM SUPPLY MART	108.30
CLEAN-O-RAMA CO INC	25,452.81
CLUKEY, KATHY	1,008.88
COASTAL METAL FAB, INC.	157.34
COCHIN, KRISTI	150.40
COLBY COLLEGE	1,500.00
COLLEY, SUSAN	1,117.83
COLLINS SPORTS CENTER	1,893.50
COLLINS SPORTS MEDICINE	4,099.31
COMMITTEE FOR CHILDREN	279.00
COMPASSLEARNING INC.	27,085.00
CONDE SYSTEMS, INC.	1,270.28
CONNECTICUT VALLEY BIOLOGICAL	2,806.55
CONSOLIDATED PLASTICS	51.53
CONSTRUCTIVE PLAYTHING	582.95
CONSULAB EDUCATECH INC.	30,285.00
CONTINENTAL PRESS INC	767.58
CONWAY, KIM	21.79
COOK, MICHEAL	94.54
CORMIER, EDWARD	113.77
CORRIVEAU, TRACEY	187.60
COTE, JOHN	212.32
COTE, JOHN	216.08
COTE, PAMELA	79.39
COTE, RONALD A	12,240.00
COTE, STARR	175.00
COURTNEY CLEANERS	1,368.55
COUTU, KRISTEN	37,910.66
COUTURE, CATHERINE	954.80
COUTURE, JOHN	326.58
COVENEY, SUSAN	305.18
CREATIVE COMPETITIONS, INC.	405.00
CREATURE CATCHER	40.00
CREPEAU, JASON	140.00
CRETEAU'S STUDIO	105.00
CRIZMAC ART & CULTURAL MATERIALS	67.80
CROSBY, TERRI	173.83
CROWE, DENNIS	89.78
CRYWOLF, INC.	4,049.99
CTS LANGUAGELINK	16.48
CULINARY ARTS CATERING	208.50
CUMULUS GLOBAL	1,250.00
CURRAN, MAUREEN	126.18
CURRENT PUBLISHING LLC	140.00
CURRICULUM ASSOCIATES	275.97
CURTIS COMPANY	262.60
CURTIS LAKE CHURCH	100.00
DUGGAN, CYNTHIA	124.32
DUMONT, JAMES	192.49
DUNLAP CABLING, INC.	2,260.42

CUSTOM COACH & LIMOUSINE	6,239.00
CUSTOM COMPUTER SPECIALISTS, INC.	99.00
CYR, EVAN G.	50.00
DAIGLE, KIMBERLY	1,484.98
DALY, KRISTEN	126.16
DANIELS, JENNIFER	32.93
DARRAGH, AILEEN	54.48
DATA MANAGAEEMENT INC	1,618.53
DAVID TURCOTTE CONCRETE FLOORS, INC.	8,500.00
DAVIE, JENNIFER	431.00
DAVIS, SUSAN	78.85
DAY, GERALDINE	175.00
DAYTON SAND & GRAVEL CO INC	435.24
DEARBORN, ROGER	200.00
DEB & DUKE MONOGRAMMERS	538.80
DECKER INC	124.24
DEERING LUMBER INC.	15,902.24
DEJONGH, MATTHEW	230.00
DELANEY CONSULTING LLC	4,674.70
DEMACON INC.	20,960.00
DEMARETT, RAYMOND	125.00
DEMCO	1,165.01
DEMERS, MANDI	110.36
DENISE PEPIN	25.00
DERICE, BRIANNA	16.11
DERICE, JENNIFER	227.24
DESCOTEAUX, SCOTT	314.80
DESHAIES, MICHAEL	80.30
DESJARDINS, ANTHONY	136.20
DESJARDINS, MARY	74.10
DESJARDINS, PHILIP	67.28
DESVEAUX, DAUREEN	128.07
DICK BLICK ART MATERIALS	3,695.08
DINEEN, WILLIAM	160.20
DISCOUNT SCHOOL SUPPLY	100.52
DISCOVERY EDUCATION	4,365.00
DISTR. ADMIN. LEADERSHIP INST.	2,650.00
DIXON, ANNA	238.77
DOIRON, JOSEPH	536.15
DOIRON, WILFRED	90.00
DOLLARDAYS INTERNATIONAL, INC.	474.45
DOUCETTE, ANN	252.94
DOVER COVERED BRIDGE	264.00
DOWLER, LYN J.	750.00
DOWN EAST TURF FARMS	107.05
DOWNEAST ENERGY & BUILDING SUPPLY	488,323.55
DOWNEAST FLOWERS & GIFTS	1,533.92
DRAPER, RICHARD	157.26
DRISKO, DANIEL	143.20
DROUIN, MICHAEL	148.60
DRUMMOND WOODSUM	50,387.79
DUBOIS, RENEE	442.20
DUDLEY, JASON	125.00
FINNEGAN, JOSEPH	183.04
FIRNKES, ELIZABETH B.	100.00
FIRST STUDENT INC	1,564,944.00

SANFORD SCHOOL DEPT. VENDORS
JULY 1, 2012 - JUNE 30, 2013

DURANT, BRENDA	224.75
DYER, JAMES	73.98
E S FOODS	238.25
EAI EDUCATION	1,858.98
EARTHLINK BUSINESS	32,251.90
EASTER SEALS MAINE CENTER	977.50
EASTERN BAG & PAPER GROUP	2,864.08
EASTERN FIRE SERVICES, INC.	1,455.00
EASTERN MAINE COMMUNITY COLLEGE	3,025.00
EATON COPIER SERVICE	421.50
EBSCO	3,019.11
EDISON PRESS	1,832.17
EDM	13,081.64
ED'S BATTERIES, INC	299.25
EDUCATION WEEK	84.94
EDUCATIONAL DESIGN, LLC	276.00
EDWARD LITTLE HIGH SCHOOL	125.00
ELA, DENNIS	152.28
ELDRIDGE, DAVID	86.85
ELECTRONIX EXPRESS	512.45
ELECTUDE USA LLC	1,940.00
ELLSWORTH HIGH SCHOOL ATHLETICS	50.00
EMEDCO INC	744.58
EMMONS, DWIGHT	50.00
ENCHANTED LEARNING	500.00
ENDICOTT RESEARCH CENTER	1,024.00
ENGINEERS TEACHING ALGEBRA	450.00
ENGLISH, HEATHER	216.45
ENMAN, JEFFREY M.	25,810.64
ENTERPRISE FOUNDRY, INC.	616.00
ePLUS TECHNOLOGY INC.	400.00
EPS/SCHOOL SPECIALTY INTERVENTION	1,046.38
ERICSON, NICHOLAS	34.41
ERWIN, ROSE	150.00
ESSEX STUDENT ACTIVITIES	250.00
ETA/CUISENAIRE	1,622.26
ETUTORSZONE LLC	270.00
EVERBIND	301.58
EVERYDAY MATHEMATICS	8,925.39
EVONIK CYRO LLC	24,021.00
FACTORY GYM SERVICE INC	256.00
FAIR POINT COMMUNICATIONS	3,617.22
FAJARDO, LIEN	432.00
FANTINI BAKING CO., INC.	34,567.02
FARMER, WALTER J.	187.48
FARRELL, DEANNA	130.47
FECTEAU, TIMOTHY	1,087.22
FEELEY, ARTHUR	50.00
FEINBERG, JANE S	47,355.00
FIANDACA, JENNIFER	33,187.27
FILE SAVERS	576.00
FINK, KATHLEEN	152.00
GNADE, LYNN	363.19
GOLD, DR. MORTON	1,600.00
GOLDEN, JESSICA	129.87
GOLDSBERRY, JAN	6,487.42

FITNESS FIRST	979.27
FITZGERALD, RICHARD	88.00
FITZPATRICK, GAYLE	95.20
FLAG WAVERS	161.20
FLAGHOUSE INC	76.90
FLEMING VAUGHN, LINDA	368.74
FLINN SCIENTIFIC INC	677.76
FLYNN, BERNADETTE	1,668.01
FOLEY, SEAN	141.42
FOLLETT SCHOOL SOLUTIONS, INC.	15,254.13
FOLLETT SOFTWARE COMPANY	24,375.09
FONTAINE, PETER	60.96
FORBES, CONNIE	689.60
FORBESS, CAROL	156.49
FORESTRY SUPPLIERS INC	776.68
FORTIN, SCOTT	58.32
FOSS, JOHN	110.20
FOURNIER, RENE	99.99
FRANK, BRENT	69.28
FRANKLIN PAINT CO INC	3,165.00
FREE SPIRIT PUBLISHING	47.92
FREESTYLE PHOTOGRAPHIC SUPPLIES	1,618.46
FRENETTE CHRETIEN, ALTHEA	81.49
FROMWILLER, BARBARA	528.81
FUN AND FUNCTION	135.93
FUNTOWN/SPLASHTOWN	1,166.00
G & E ROOFING CO., INC.	49,980.20
G & K SERVICES - MANCHESTER	5,776.28
GABLE, GERALD	560.07
GAGNE, DAVID L.	250.00
GAGNON, SANDY	1,660.50
GALE GROUP	2,613.80
GALLAGHER, DAVID	171.48
GALLAGHER, JAMES	14.73
GARNSEY BROTHERS	62,316.00
GARNSEY, ANNE	144.30
GAUDREAU, DEBORAH W	1,000.00
GAY, GERALD	350.00
GE CAPITAL	160,000.00
GEAUMONT, MELINDA	350.00
GENEREUX, MARGIE	100.54
GENEST CONCRETE WORKS	1,259.79
GENUINE AUTO PARTS	1,887.42
GENUINE PARTS CO	3,392.99
GEORGE J FOSTER & CO INC	376.48
GIA PUBLICATIONS INC	409.69
GILE, COREY	151.98
GILES ORCHARD & FAMILY FARM	378.00
GILMER, JOHN	359.96
GIROUX, TOM	226.35
GLIDDEN, LEAH	27.06
GLS	621.86
HARRISON, MICHAEL	1,174.50
HARTFORD EQUIPMENT INC.	5,421.10
HARTLEY, HOLLY	1,302.89
HARVARD UNIVERSITY	500.00

SANFORD SCHOOL DEPT. VENDORS
JULY 1, 2012 - JUNE 30, 2013

GOODALL OCCUPATIONAL HEALTH CLINIC	1,374.00
GOODHEART WILCOX CO	1,959.05
GOPHER SPORT	7,027.57
GORHAM ATHLETIC DEPARTMENT	150.00
GORHAM SAVINGS LEASING GROUP	9,995.00
GOULET, DENISE	122.66
GOVCONNECTION INC	41,603.20
GRACE, SAMANTHA	3,706.77
GRADE CRACKER LLC	1,554.00
GRADY, MICHAEL	114.10
GRAFFAM, TROY	42.00
GRAINGER	1,428.26
GRAINGER INDUSTRIAL SUPPLY	65.76
GRANT, KURTIS F.	640.00
GRANT, MARY JANE	101.15
GRANT, REGGIE	83.00
GRAPHIC ARTS, SRTC	383.00
GREAT NORTHERN EQUIP. DISTR. CO.	292.34
GREAT SCHOOLS PARTNERSHIP	1,500.00
GREENE, PETER	143.75
GRIFFIN GREENHOUSE SUPPLY INC.	4,740.76
GUEST COMMUNICATIONS CORPORATION	724.18
GUILFORD PUBLICATIONS INC	79.50
GUILLEMETTE'S FLOORING	34,173.37
GUMDROP BOOKS	3,165.66
GUZMAN ROTHWELL, IRENE	307.37
GWI	52,142.80
H A MAPES INC	25,961.21
H A STONE & SONS INC	26,715.43
H P HOOD LLC	117,686.86
HADWEN III, JOHN E.	113.99
HALL, MARCIA	217.00
HALL, MARINA C.	632.70
HALL, MICHAEL	62.50
HALLIDAY, CLAY	367.22
HAMEL, ELAINE	179.41
HAMILTON, DON	340.64
HAMMOND & STEPHENS	192.63
HAMMOND & STEPHENS	213.69
HAMPSTEAD HOSPITAL	3,375.00
HAMPTON, SUSAN	3,868.80
HANDWRITING WITHOUT TEARS	375.54
HANNAFORD CHARGE SALES	13,022.65
HANSEN, SAMANTHA	592.18
HAPPY CHEF	137.55
HARAVARD GRADUATE SCHOOL OF ED.	1,995.00
HARDWARE CONSULTANTS	33,377.00
HARMAN, DONALD	264.60
HARMON II, JAMES	148.80
HARMON, JESSICA	1,632.00
HARMON, LORI	9,880.87
JANWAY COMPANY USA, INC	170.38
JEANNETTE, JODI	460.81
JEFFREY A SIMPSON INC	1,274.45
JEPSON, RICHARD	104.99
JILL SCHACHT AND ASSOCIATES, INC.	76,474.75

HASKELL, ROBERT	76.58
HASSON, LYNNE	243.28
HATHAWAY, TROY	73.45
HEADLIGHT AUDIO VISUAL	1,258.00
HEALD, JOHN	236.98
HEALTH EDCO	121.60
HEARLIHY	144.34
HEBERT, KELLY	12.80
HEILSHORN, GEORGE	696.74
HEINEMAN EDUCATIONAL BOOK	283.28
HEINEMANN	9,946.50
HEINEMANN PROF. DEVELOPMENT	3,200.00
HEINEMANN WORKSHOPS	945.00
HESS POMBER, MARTHA	1,895.89
HEWLETT PACKARD	2,627.08
HEWS, DAN	163.72
HICKS, ROGER	405.30
HIGH 5 ADVENTURE LEARNING CENTER	1,828.25
HIGH NOON BOOKS	765.60
HIGH TECH FIRE PROTECTION CO., INC.	50,000.00
HIGH TECH HIGH	750.00
HIGHSMITH	2,993.26
HOBART SERVICES	885.65
Hobgood, Jessica	1,050.10
HOLT MCDUGAL	2,607.01
HOME DEPOT CREDIT SERVICES	698.57
HONEYWELL INTERNATIONAL INC.	20,215.50
HOPE, ABIGAIL	271.47
HOSECRAFT USA	96.18
HOUGHTON MIFFLIN COMPANY	5,517.51
HOWARD, THURLEY	175.00
HUGHES, JOHN GARETH	177.76
HUMAN RELATIONS MEDIA	343.89
HUMISTONS' FITNESS SERVICES	340.00
HUNTER, JENNIFER	102.12
HUNTLEY, C. R.	288.74
HURD LUMBER	199.40
HURLBURT, ROY N	316.86
HUTCHINS, GEORGE	82.74
HUTCHINS, LEANNE	27.20
IASCO SUPPLY COMPANY	372.97
INNOVATIVE LEARNING CONCEPTS INC	251.00
INSTITUTIONAL INTERIORS	1,439.00
IPM LABORATORIES INC	418.95
IXL LEARNING	1,699.50
J & M TAXI	42,897.00
J M LE BEL PUBLISHERS, INC.	962.59
J W PEPPER & SON INC	797.51
JACOBSON, LANI	297.10
JALBERT, RONALD	162.10
JAMECO ELECTRONICS	212.48
LAMBERT, BETHANY	1,442.83
LAMBERT, KEVIN	100.00
LAMONTAGNE, PAUL	376.19
LAMOREAU, SUSAN	579.70
LAMPERT, ALLEN	2,726.70

SANFORD SCHOOL DEPT. VENDORS
JULY 1, 2012 - JUNE 30, 2013

JOBS FOR MAINE'S GRADUATES,INC.	48,000.00
JOHN DEERE LANDSCAPES/LESCO	954.00
JOHNSON, RICHARD	70.00
JOHNSTON, JOHN	86.28
JONES SCHOOL SUPPLY CO., INC.	272.69
JONES, KATHLEEN	3,000.00
JORDAN, STANLEY E	179.56
JOSTENS INC	3,755.05
JOURNAL TRIBUNE	868.01
JUDKINS, RANDALL L	925.00
JUNIOR LIBRARY GUILD	4,041.00
KAMCO SUPPLY CORP	1,858.23
KANE, MICHAEL	971.75
KASZUBINSKI, NICOLE	75.00
KEENAN, KYLE	87.80
KEENE, RAYMOND	300.00
KELCO INDUSTRIES	477.98
KELLEY, JAY	131.00
KELVIN ELECTRONICS INC	1,031.64
KENDALL HUNT PUBLISHING CO.	968.55
KENISTON, WILLIAM	70.68
KENNEBEC JOURNAL	104.94
KENNEBUNK ANIMAL WELFARE SOCIETY	365.00
KENNEY, KATE	33,339.08
KIDS CLUB	28,186.00
KIMBALL MIDWEST	1,634.47
KING, CRYSTAL	37.80
KISHIMOTO, MARIANNE	175.00
KITCHEL, HELEN	244.01
KITTERY SCHOOL DEPARTMENT	771.00
K-LOG	541.00
KNIGHT, KAREN	25.00
KNIGHT, MELISSA	50.00
KNOWLEDGE UNLIMITED	468.00
KNOWLTON, ERIC	184.20
KONE INC.	12,575.66
KRALOVEC, CLARICE	122.46
KUCSMA, MICHAEL	214.40
KUHN, LORRIE F	72.00
L V ALLEN & SONS INC	43,070.00
LABER-SMITH, REBECCA	182.52
LACHANCE, DANIEL	245.36
LACHANCE, RON	251.40
LACLAIRE, ARLINE	175.00
LACROIX, EDITH	134.37
LAERDAL MEDICAL CORP	204.69
LAFAYETTE SCHOOL	300.00
LAJOIE, DENNIS	111.96
LAKESHORE LEARNING	1,045.64
LAMB, BRUCE	517.64
LYDON, PAM	1,055.42
LYNDA.COM	375.00
LYONS, BARBARA	220.00
M A E A	39,970.14
M A M L E	295.00
M E S C A CONFERENCE REGISTRATION	350.00

LANDRY, JAMES M	250.00
LANDRY, RICHARD	125.00
LANE, JEFF	125.00
LANSING, LISA	59.57
LANTAGNE, CAROL	25.00
LAUNDERITE CLEANERS	417.87
LAVALLEE, JOHN	225.78
LAVENBEIN, TREVOR	67.52
LAVERTU, LINDA	125.43
LAVIGNE, ANITA	73.30
LAVOIE, DIANNA	18.05
LAWRANCE, RUILO	120.00
LAWRENCE, CYNTHIA	346.79
LAWRENCE, PAUL	113.00
LAWSON PRODUCTS INC	3,333.72
LEADING EDGE TOOL SUPPLY	266.94
LEARNING A-Z	710.55
LEARNING LADDER, INC.	3,020.00
LEARNING RESOURCES	127.91
LEARNING ZONE EXPRESS	312.98
LECLERC, CHRIS	799.02
LEDUE, CLAIRE	23.55
LEET, PATRICIA	1,000.00
LEFEBVRE INSURANCE	950.00
LEGERE, ROLAND H	810.75
LEGERE, WILLIAM	250.00
LEGO EDUCATION	6,293.08
LEGRO, FRED	84.00
LEHOUX, CANDACE	423.50
LENOVO FINANCIAL SERVICES	50,342.64
LERN	25.00
LESSARD, JAMES	125.00
LESSARD, MARK	125.00
LETELLIER, FRED	133.76
LEVASSEUR, PETER	272.76
LEVASSEUR, REBECCA	25.00
LEWISTON AUBURN FILM FESTIVAL	600.00
LEXISNEXIS OCC HEALTH SOLUTIONS	50.00
LIBRARY STORE	509.85
LIBRARY VIDEO COMPANY	2,409.53
LINCOLN PRESS CORP	16,039.00
LINDSAY UNIFIED SCHOOL DISTRICT	60.00
LINGUISYSTEMS INC	555.35
LIPPINCOTT WILLIAMS & WILKINS	1,088.75
LODGE, SHIRLEY	50.00
LOUNSBURY, CATHY	237.23
LOWELL JR, GARY R.	125.00
LOWE'S	2,310.01
LOWE'S BUSINESS ACCOUNT	19,109.60
LRP PUBLICATIONS	257.00
MARK'S PLUMBING	3,041.21
MARKS, JENNIFER	4.60
MARSH MEDIA	87.95
MARSHWOOD MUSIC BOOSTERS	125.00
MARTHA STEWART LIVING	24.00
MARTI ANDREWS MA CCC A	6,630.00

SANFORD SCHOOL DEPT. VENDORS
JULY 1, 2012 - JUNE 30, 2013

M F ATHLETICS	20.95
M M E A	250.00
M P A	6,760.65
M S A D 60	392.00
M S A D 75	1,440.00
M S M A	875.80
M S M A WORKERS COMP TRUST FUND	157,670.08
M S S A	1,640.00
MACCONNELL, JUDITH	467.33
MACDONALD, JAMES	85.74
MACDOUGAL, GREGORY	33.30
MACE, JEANNE	25.00
MACLEAN, DAVID A	519.00
MACTE	4,380.00
MADSEC	210.00
MAGNET STREET	534.00
MAHPERD	296.00
MAIEWSKI, MICHAEL	241.80
MAINE ADVENTURES IN CREATIVITY	150.00
MAINE ASSOCIATION	100.00
MAINE BAND DIRECTOR ASSOCIATION	375.00
MAINE BUREAU OF MOTOR VEHICLES	19.95
MAINE DEPARTMENT OF EDUCATION	180.00
MAINE DEPT OF EDUCATION	30.00
MAINE DEVELOPMENT FOUNDATION	170.00
MAINE EDUCATORS' CONSORTIUM	4,250.00
MAINE ENERGY EDUCATION PROGRAM	537.50
MAINE INTERSCHOLASTIC SWIM LEAGUE	50.00
MAINE LABOR RELATIONS BOARD	193.78
MAINE MAN, INC.	465.00
MAINE MATH & SCIENCE ALLIANCE	700.00
MAINE MOTOR TRANSPORT ASSOCIATION	25.00
MAINE MUNICIPAL ASSOCIATION	135.24
MAINE MUNICIPAL BOND BANK	57,666.40
MAINE SCHOOL BOARDS ASSOCIATION	4,937.00
MAINE SCHOOL NUTRITION ASSN.	280.00
MAINE STATE BAR ASSOCIATION	275.00
MAINE TODAY MEDIA, INC.	208.00
MAINE TURNPIKE AUTHORITY	666.51
MAKEMUSIC, INC	248.00
MALLON, SARAH	40.85
MALTESE, JANE	173.94
MANCINI, JOHN	57.60
MANN, NATHAN	127.65
MANOS DE MEXICO	1,150.00
MAPLESTONE	28,420.00
MARASS, ELIZABETH	325.80
MARDENS	299.00
MARGARET CHASE SMITH SCHOOL	3,456.59
MODERN SCHOOL SUPPLIES	302.05
MONK, MICHAEL J	247.16
MOODY, MIKE	77.46
MOORE MEDICAL LLC	4,483.11
MOORE, DANIEL M.	129.17
MORIN, MICHAEL	17.60
MORRISON CENTER	59,491.42

MARTIKKE, ERIKA	4.00
MARTIN, GREGORY M.	1,000.00
MARTIN, JUDY	71.34
MARTIN, WILLIAM	86.55
MARTINEAU, RICHARD	114.48
MARY GANNAWAY	106.88
MARY RUTH BOOKS INC.	316.80
MASTRACCIO, JOSEPH	2,280.00
MASURE, JO-ANNE	171.50
MATHESON TRI-GAS, INC	13,481.74
MAYER JOHNSON LLC	110.44
MAYO, LYNN	28.75
MCALLISTER, NICOLE	1,254.00
MCCALL MD, BARBARA	6,138.50
MCCALL, KATHRYN	36.08
MCCALLUM, NANCY	74.00
MCCALMON, MARY JANE	24,265.65
MCDA	10.00
MCDONALD, CHRISTOPHER	243.44
MCDONOUGH, ED	339.50
MCDONOUGH, PATRICK	68.04
MCDUGAL LITTELL	39.70
MCGEHEE, KAREN	89.51
MCGRAW HILL COMPANIES	14,023.94
MCINNIS, MARK	273.06
MCINTIRE BUSINESS PRODUCTS	8,516.62
MCKAY, THOMAS J.	250.00
MCKECHNIE, DAVID	52.80
MCKEON, MARTIN	2,308.10
MCLELLAN, RUSSELL	113.32
ME CURR LEADERS ASSOC	450.00
ME MUNICIPAL EMP. HEALTH TRUST	797.04
ME PUBLIC EMPLOYEES RETIRE. SYSTEM	3,257.58
MEASBO	100.00
MEGAT	125.00
MEINKING, RICHARD	71.04
MELLO SMELLO LLC	531.00
MELLO, DEBRA	175.00
MENDTRONIX	441.50
MERRICK, ELEANOR	1,000.00
MESCA	150.00
MESSIER, LIANNA	181.34
METEVIER, MARTIN L	505.66
METROCAST CABLEVISION	19,879.44
MIDWEST TECHNOLOGY PRODUCTS	951.80
MIKINI STITCHING	4,067.50
MILLER, WANDA	93.12
MILLIARD, RICHARD	172.46
MILLIKEN, DANIEL	48.00
NOONE, BARBARA	312.64
NORMAND, KIM	25.00
NORTH COUNTRY TRACTOR, INC.	3,952.04
NORTH EAST MOBILE HEALTH SERVICES	250.00
NORTHCENTER FOODSERVICE	477,469.69
NORTHEAST ELECTRICAL DISTRIBUTORS	5,365.63
NORTHEAST NURSERY, INC.	3,620.50

SANFORD SCHOOL DEPT. VENDORS
JULY 1, 2012 - JUNE 30, 2013

MORRISON, APRIL	439.49
MOSLEY, STEPHEN	140.61
MOULTON, JOHN D.	200.00
MOULTON, MARY	114.94
MOVIE LICENSING USA	425.00
MSC INDUSTRIAL SUPPLY COMPANY	11,687.10
MSMA UC FUND	47,312.63
MUELLER, CARLA	167.90
MULLER, GEORGE H.	315.80
MULLIGAN, DIANE	250.00
MULTI-STATE BILLING	22,778.00
MUNRO, ALEX	101.82
MURPHY, JOHN	122.98
MURRAY, GREGORY A	93.28
MUSEUM L-A	315.00
MUSIC & ARTS CENTER, INC.	8,625.06
MUSIC IN MOTION	766.88
MW EDUCATIONAL SERVICES, INC.	6,788.00
MY LEARNING PLAN	6,816.00
N A S S P	180.00
N E A C A C	25.00
N W E A	32,800.00
NAIMEY, AISHA	88.44
NAPA AUTO PARTS	11.49
NASCO	2,314.09
NASSON COMMUNITY CTR.	26,540.82
NASSP	695.40
NASW	225.00
NATIOANAL FIRE PROTECTION	165.00
NATIONAL DISTRIBUTORS INC.	17,751.34
NATIONAL GEOGRAPHIC KIDS	19.95
NATIONAL GEOGRAPHIC SCHOOL PUB	766.91
NAT'L ASSOC FOR MUSIC EDUCATION	222.00
NAT'L ELEV INSPECTION SERVICES	1,695.00
NAT'L PARENT LEADERSHIP TRAIN INST	4,475.00
NCS PEARSON INCORPORATED	942.20
NEASC	3,530.00
NEELY, KEVIN	850.00
NELMS	285.00
NELSON, THERESA	1,565.13
NEW ENGLAND DOOR CLOSER	175.02
NEW ENGLAND INDUSTRIAL TRUCK	410.68
NEW ENGLAND INSTITUTE FOR	2,850.00
NEW ENGLAND SPECIALTY SOILS	1,865.45
NEW READERS PRESS	404.15
NIXON CO	977.50
NOBLE HIGH SCHOOL ATHLETIC DEPT.	250.00
NOCTI	703.00
PEOPLES CHOICE	15.00
PEPIN, SUSAN	247.70
PEPIN, SUSAN A.	197.50
PEPPE, KATHRYN	110.22
PEREIRA, SCOTT	174.26
PERFECTION LEARNING CORP	9,269.92
PERKINS PAPER	423.82
PERKINS, BRYANT	100.00

NORTHERN TOOL & EQUIPMENT	3,433.88
NORTHSTAR STEEL AND ALUMINUMINC.	380.98
NOSEK, JAMES	276.40
NOYES, GARY	61.36
NSTA	80.77
NUTRIKIDS - HEARTLAND	14,159.55
NYSTROM	1,243.00
OAK, LYNDON	15.50
O'BRIEN, CRAIG	125.00
OCEANSIDE RUBBISH, INC.	42,084.04
OCKERS COMPANY	2,763.00
OFFICE PLAYGROUND/COM	84.61
OFFICEPLAYGROUND.COM	61.83
OFFTECH NEW ENGLAND	180.00
OLDHAM INNOVATIVE RESEARCH, LLC	63,379.23
O'MALLEY, TOM	211.48
ONATAH, PATSY	110.00
ONE ON ONE LEARNING	11,312.50
OPPORTUNITY ALLIANCE-SR VOL PRO.	2,910.43
ORCA BOOK PUBLISHERS	103.56
ORIENTAL TRADING COMPANY	142.11
ORIGINAL CRISPY PIZZA CRUST CO INC	29,451.85
ORR, TOM	65.50
P & E SUPPLY CORP	1,245.95
PACIFIC TELEMAGEMENT SERVICES	1,500.00
PAPA, ANDY	50.20
PAQUETTE, BRENDA J.	405.00
PARADIS, ROBERT	474.06
PARALLAX	264.63
PARENT INSTITUTE	220.15
PARENTS MAGAZINE	7.99
PARISEAU, TRACY	15.65
PARK SEED WHOLESALE	648.87
PARKER, MARY	105.00
PARKS, CHRISTINA	126.54
PARSLOW, WAYNE	252.42
PARTY PLUS	4,494.00
PATIN, ANDREW	2,441.31
PATRICIA FEDA, T.O.D., R.N.	13,260.00
PAYEUR, TRACY	29,380.00
PCI EDUCATIONAL PUBLISHING	327.23
PEAK-CAREERS CONSULTING	1,100.00
PEAP	231.50
PEARSON CLINICAL ASSESSMENTS	3,408.94
PEARSON COVERED BRIDGE	594.00
PEARSON VUE	1,008.00
PELCHAT-SAVOIE, ANN	1,157.60
PEMBROKE, JOSEPH	151.48
PREMIER AGENDAS INC	3,894.25
PRESTWICK HOUSE, INC	7,142.00
PRIMARY CONCEPTS	300.72
PRINCIPALS ESSENTIALS INC.	113.00
PRO ED	86.90
PROCTOR, KIMBERLY A.	50.00
PRO-ED INC	27.50
PROQUEST	5,259.00

SANFORD SCHOOL DEPT. VENDORS
JULY 1, 2012 - JUNE 30, 2013

PERKINS, TOM	160.78
PERMA BOUND	647.30
PERRY, NANCY	291.64
PERRY, BARBARA	205.35
PETERSON, PAMELA	50.00
PETIT, RAYMOND	148.60
PETIT, SUSAN	6.11
PETRIE, LEE	171.48
PETRIN, GARY	235.38
PETROLEUM MAINTENANCE SYSTEMS INC	3,243.97
PETSINGER, JEDEDIAH	1,637.53
PETTIS, DIANA	231.24
PHI DELTA KAPPA INTERNATIONAL	90.00
PHIPPS, RACHEL	47.54
PI-CONE SOUTH MATH LEAGUE	400.00
PIEDMONT MEDICAL INC.	8,741.00
PIERCE ASSOCIATES INC.	160.00
PIKE, RYAN	65.36
PINE TREE CALIBRATIONS	691.50
PINE TREE FOOD EQUIP INC	7,262.23
PINE TREE SOCIETY	433.35
PINE TREE WASTE, INC.	1,614.74
PINETTE, JENNIFER	453.00
PIONEER	219.95
PIONEER VALLEY EDUCATIONAL PRESS	1,193.78
PIROTTA, SERGIO	7,125.00
PITNEY BOWES	4,782.00
PITNEY BOWES INC	595.32
PITNEY BOWES PURCHASE POWER	102.48
PITSCO EDUCATION	1,451.61
PLANK ROAD PUBLISHING	929.76
POLAND SPRING	3,170.18
POLICHRONOPOULOS, JOEL	80.46
POMBRIANT, TYTHIAN	250.00
PORTIX	492.00
PORTLAND GIRLS LACROSS BOOSTERS	150.00
PORTLAND GLASS	64,352.57
PORTLAND HIGH SCHOOL	140.00
PORTLAND OVATIONS	736.00
PORTLAND POTTERY	2,048.07
PORTLAND PRESS HERALD	991.73
PORTLAND PUMP COMPANY	2,270.50
POSITIVE PROMOTIONS	218.50
POTTER, CHUCK	1,108.78
POUILIN, JAMES	109.60
POWERS, KYLE	80.98
PRECISION WEATHER SERVICE LLC	360.00
ROCK AND LEARN	62.88
ROCKLER WOODWORKING	220.39
RODGERS AERO TECH	387.12
ROEDER-KNIGHT, SUSAN	188.18
ROGERS SUPA DOLLAR	61.67
ROOTER MAN	215.00
ROSA, DEBORAH	10,322.13
ROSCIA, STEVEN	83.10
ROSEN PUBLISHING GROUP	795.00

PSYCHOLOGICAL CORP	85.00
PUBLIC BROADCASTING SERVICE	345.00
PURCHASE POWER	4,870.98
PURDY POWERS & COMPANY	58,085.00
QBS, INC.	18,476.06
QUILL CORPORATION	1,386.39
R & W ENGRAVING	830.85
R PEPIN & SONS INC	5,014.96
RADIO SHACK	19.98
RAMSEY, DAVE	689.62
RAND MCNALLY & COMPANY	426.00
RAY, THOMAS	317.15
RAYMOND, KEVIN	75.99
RAY'S LOCKSMITH SERVICE	1,275.00
READING ASSOCIATION	39.00
READING MANIPULATIVES	80.00
REALITYWORKS, INC.	1,526.35
REALLY GOOD STUFF INC	3,366.98
REARDON, KIRBY R.	100.00
RECORDED BOOKS INC	498.94
REDMOND, DAVID	84.52
REED, RICHARD	80.46
RE-INVENTING SCHOOLS COALITION	175,294.00
REMEDIA PUBLICATIONS INC	28.97
REMICK, SHARON	1,000.00
RENAISSANCE RISING	80.00
RENSSELAER POLYTECHNIC INSTITUTE	1,000.00
RENY, ROBERT	2,087.22
REO WINDOW SHADE COMPANY	57.71
RES/COMM CARPET CLEANING	3,693.00
RESEARCH PRESS CO., INC.	550.77
RESOURCES FOR EDUCATORS	621.00
REXEL CLS	7,188.39
REYNOLDS, PAUL	83.03
RHODE ISLAND NOVELTY	35.44
RICHARDS REFRIGERATION	72,394.30
RICOH USA, INC.	23,493.24
RIGBY EDUCATION	5,821.79
RING, CINDY J	150.00
RIZZO, MELISSA	110.14
ROBERTS, BARBARA	105.09
ROBERTS, DOUGLAS	1,000.00
ROBERTS, JOANNE	75.00
ROBERTS, MICHAEL	82.22
ROBINS, MELISSA	47.46
ROCHESTER 100 INC	262.50
ROCHESTER MOTOR SPORTS	269.00
SANFORD/SPRINGVALE SOCCER ASSOC	5,000.00
SANFORD/SPRINGVALE YMCA	9,470.20
SAR, THA	109.50
SARGENT, KATHY	3,820.08
SAWYER, KARI	93.12
SAX ARTS & CRAFTS INC	1,357.79
SCAR INC.	500.00
SCARBOROUGH TRACK & XC BOOSTERS	125.00
SCHATZABEL, STACEY	310.50

SANFORD SCHOOL DEPT. VENDORS
JULY 1, 2012 - JUNE 30, 2013

ROTARY CLUB OF SANFORD/SPRINGVALE	715.00
ROTHWELL, ROBERT	1,329.89
ROUX, KAREN	2,174.20
ROWAN, ROBERT	539.06
ROY, PAUL	78.63
ROY, REJEAN	54.84
ROYAL FIREWORKS PRESS	40.00
RSU #14 WINDHAM/RAYMOND	41,687.50
RSU #18	16,552.00
RSU 21	320.28
RSU 23	24.25
RUTH'S REUSABLE RESOURCES	10,746.00
RYER, MARJORIE	405.19
RYONET CORPORATION	3,834.50
S M A A	3,782.00
S M A E A	25.00
S M M S A C	429.55
S. SEIDERS, INC.	34,459.68
SACO STINGERS - 2013	250.00
SAFEGUARD	176.03
SAFEGUARD BUSINESS SYSTEM	63.91
SALLS, GORDON	1,000.00
SAMMONS, THOMAS	275.12
SAMOSET RESORT	480.54
SANBORN, DEBORAH	106.10
SANBORN, KATHY	124.42
SANFORD COMMUNITY ADULT EDUCATION	21,019.20
SANFORD FIRE DEPARTMENT	1,421.47
SANFORD FIREFIGHTERS LOCAL 1624	250.00
SANFORD HIGH SCHOOL	14,002.07
SANFORD INSTITUTION FOR SAVINGS 0225	21,397.16
SANFORD INSTITUTION FOR SAVINGS 1497	28,122.17
SANFORD INSTITUTION FOR SAVINGS 1935	10,317.90
SANFORD JUNIOR HIGH SCHOOL	3,902.50
SANFORD PARKS AND RECREATION	864.29
SANFORD POLICE DEPARTMENT	136,271.25
SANFORD REGIONAL TECHNICAL CENTER	5,848.74
SANFORD REGIONAL TECHNICAL CENTER	150.00
SANFORD REGIONAL TECHNICAL CENTER	4,086.69
SANFORD SCHOOL NUTRITION PROGRAM	15,963.81
SANFORD SEWERAGE DISTRICT	31,193.40
SANFORD SIGN GRAPHIX	250.00
SANFORD SOUND	234.95
SANFORD SPRINGVAL CHAMB. OF COMM.	420.00
SANFORD SPRINGVALE DEVEL. CORP.	64,901.09
SANFORD WATER DISTRICT	30,041.93
SIROIS, JEREMIE	162.10
SIROIS, NORMAN	83.75
SKILLS USA STORE	372.56
SKILLSUSA MAINE	3,145.00
SMART SHOPPER	376.03
SMILE MAKERS INC	182.45
SMITH, CHRISTINE	133.00
SMITH, MELISSA	270.00
SMITH, MILTON	223.00
SMITH, ROBERT A	1,914.00

SCHIAVI LEASING CORP	120,036.00
SCHNELL, SARAH	646.48
SCHOLASTIC	5.40
SCHOLASTIC	80.74
SCHOLASTIC	2,265.61
SCHOLASTIC	3,086.39
SCHOLASTIC BOOK CLUBS	670.00
SCHOLASTIC BOOK CLUBS INC.	9,900.00
SCHOLASTIC BOOK FAIRS	891.90
SCHOLASTIC INC./WEEKLY READER	1,788.33
SCHOOL HEALTH ALERT	44.00
SCHOOL HEALTH CORPORATION	461.82
SCHOOL NURSE SUPPLY	843.43
SCHOOL NUTRITION ASSOCIATION	58.00
SCHOOL OUTFITTERS	2,999.92
SCHOOL SPEC LIT & INTERVENTION	272.92
SCHOOL SPECIALTIES	46,606.05
SCHOOL SPRING, INC.	4,900.00
SCHOOL ZONE PUBLISHING COMPANY	633.77
SCHOOLDUDE.COM	11,721.05
SCHOOLLAW.COM	850.00
SCHOOLMART	678.77
SCHWICKRATH, KIM	91.02
SCIENCE COMPANION	16,227.75
SCOREBOARD ENTERPRISE	252.50
SCULLY, JEFFREY	120.72
SCULLY, MARC	13.50
SEACOAST HARDWOOD & PLYWOOD	4,043.40
SEARCH INSTITUTE	647.50
SECUREMS	785.00
SENECA DATA DISTRIBUTORS, INC.	1,501.00
SENSORY EDGE	295.90
SETON IDENTIFICATION PRODUCTS	87.49
SEWICK, AMY	73.26
SHAKER POND ICE CREAM	60.00
SHAW, GARY	156.68
SHAW, JOHN	255.13
SHAW, NATHAN ISAAC	3,730.00
SHELLEY, SARAH	580.72
SHERMAN, VALERIE	175.00
SHERWIN WILLIAMS	9,108.77
SHIFFLER EQUIPMENT SALES, INC.	83.70
SIGNORE, LYNNE	172.33
SIGNWAREHOUSE.COM	3,458.03
SIMONDS, SANDRA	289.71
SIROIS, BRENT D.	564.38
STAPLES CREDIT PLAN	345.26
STAPLES CREDIT PLAN	6,388.66
STAPLES CREDIT PLAN	12,952.05
STAPLES, SHAWN	142.68
STATE CHEMICAL MANUFACTURING CO	18,049.47
STATE CHEMICAL SOLUTIONS	515.04
STEAMATIC OF GREATER PORTLAND INC	1,040.00
STEFFENS, GARTH	320.50
STEM, FUSE, LLC	499.00
STEPHEN, DAVID	19,432.30

SANFORD SCHOOL DEPT. VENDORS
JULY 1, 2012 - JUNE 30, 2013

SMITTY'S CINEMA	298.59
SNA	126.75
SO. MAINE TOOL & EQUIP. RENTAL	675.00
SOCIAL STUDIES SCHOOL SERVICE	64.88
SOCIALTHINKING.COM	269.41
SOCIETY FOR HUMAN RES. & MGMT.	165.00
SOEUR, FELICE	68.00
SOUCY, FABIAN	1,000.00
SOULE, ADAM	79.70
SOULE-PARENT, BETTY	164.82
SOUTH WESTERN THOMSON LEARNING	694.38
SOUTHARD, JOYCE	495.28
SOUTHARD'S FINISH CARPENTRY LLC	200.00
SOUTHERN MAINE CABLING	25,968.94
SOUTHERN MAINE COMMUNICATION	2,671.47
SOUTHERN MAINE HEALTH CARE	1,075.00
SOUTHERN MAINE MIDDLE SCHOOL	705.00
SOUTHERN MAINE REGIONAL	7,914.00
SOUTHPAW ENTERPRISES, INC	126.48
SOUTHWORTH-MILTON INC	2,000.00
SPAULDING, G. DOUGLAS	200.00
SPECTRUM ELEVATOR SERVICES LLC	12,953.50
SPENCER, JILL	250.00
SPM, INC	230.00
SPORT DECALS	588.53
SPORTIME	628.52
SPORTS FIELDS INC	428.40
SPRAGUE PLUMBING & HEATING	2,205.00
SPRING HILL	1,187.00
SPRING MCDERMOTT, JOANNE	121.25
SPRINGVALE HARDWARE	8,820.46
SPRINGVALE NURSERIES	540.62
SPRUSANSKY, JANE	125.00
SPURWINK	8,548.00
SQUIRRELS, LLC	200.00
SRVC	27.60
ST JOSEPH'S COLLEGE OF MAINE	6,300.00
ST. JOHN, SUE	49.49
ST. MARY'S MEDICAL CENTER	300.00
STADIUM SYSTEM, INC.	9,554.25
STAFF DEVELOPMENT FOR EDUCATORS	1,047.00
STALNAKER, BARBARA	950.00
STAMP FULFILLMENT SERVICE	1,278.75
STAPLES BUSINESS ADVANTAGE	6,205.63
STAPLES CONTRACT AND COMMERCIAL	5,904.90
THE CENTER FOR GRIEVING CHILDREN	1,312.50
THE COLLEGE BOARD	3,500.00
THE DENISE BROWN MEMORIAL TRUST	50.00
THE H GROUP, INC.	4,687.50
THE HEN HOUSE	49.56
THE MACSMITH	17,486.90
THEOHARIDES, DAVID	806.68
THERAPRO INC	152.35
THERIAULT, SCOTT	203.50
TERRIEN, ROBERT	157.48
THETA INDUSTRIAL MEISEL HARDWARE	51.53

STEPS TO LITERACY	199.38
STILLION, BRAD	75.04
STONE, JOSH	107.58
STONE, LINDA	14.00
STONE, LINDA	215.25
STONE ROAD SEPTIC	1,160.00
STOPA, JAMES	6,296.37
STRATEGIES FOR A STRONGER SANFORD	22,916.56
STRESS FREE KIDS	83.40
STUDICA, INC.	238.00
SUB BUILDERS INC	2,414.10
SUBSCRIPTION SERVICE OF AMERICA	881.87
SUKALAS, MITCH	195.24
SUNBELT RENTALS	2,019.53
SUNBELT STAFFING, LLC	6,942.00
SUNDANCE PUBLISHING	1,071.84
SUNDANCE/NEWBRIDGE	552.75
SUPER DUPER PUBLISHING	444.45
SURPLUS BUSINESS ASSETS	4,015.00
SURRAN, SHANNON	530.64
SURVEYMONKEY.COM	200.00
SUSAN OUELLETTE	443.15
SWEETSER CHILDRENS HOME	192,602.00
SWEETWATER	234.99
SYLVAIN, MARIANNE	1,468.30
SYMANTEC CORP.	399.00
SYSCO FOOD SERVICES OF	7,106.78
SYSTEMATICS INC	69.00
T D BANKNORTH	613.50
TANOUS, DAVID	84.04
TASTY BRANDS,LLC	8,917.67
TAYLOR RENTAL CENTER	304.76
TAYLOR RENTAL CENTER	481.80
TAYLOR, MELANIE	25.00
TCI	3,369.00
TEACHER CREATED RESOURCES	384.69
TEACHER DIRECT	50.14
TEACHERS DISCOVERY	678.48
TECH & INNOVATION IN EDUCATION	1,972.66
TECH4LEARNING, INC.	197.66
TECHNICAL ED SOLUTIONS	125.00
TEEL, SUSAN	479.36
TETRAULT, JAMES	88.32
THE ACTIVE NETWORK INC.	312.00
THE BOOKSOURCE INC.	180.28
TROPHY WAREHOUSE	61.90
TROTT, LOUIS	99.34
TRUE, JAMES	115.08
TUMBLEBOOKS	500.00
TUNE TOWN MUSIC GEAR	1,131.98
TURCOTTE, JOHN R.	20.40
TURGEON, AMY	237.52
TURNER, JANET	25.00
TUTTLE, KYLE	64.88
TYLER TECHNOLOGIES, INC	14,994.73
U S BANK CORPORATE TRUST BOSTON	311,645.20

SANFORD SCHOOL DEPT. VENDORS
JULY 1, 2012 - JUNE 30, 2013

THOMPSON, RICHARD	45.50
THOMPSON, SANDRA	13.44
THORTON, TIPPER	22.39
THURSTON, CARRIE	860.00
TIBBETTS FAMILY FARM	650.00
TIBBETTS, KELLY	3,869.23
TIBBETTS, LINDSAY	240.91
TICE ASSOCIATES	1,000.00
TIGERDIRECT INC.	5,850.45
TIGERDIRECT INC.	24,338.49
TIMBERLAKE, LANCE	3,762.00
TIME FOR KIDS	777.92
TIMMINS, WILLIAM	267.00
TOMS TEAM SALES	25,496.00
TONY'S SEWING MACHINES	300.00
TOOLING UNIVERSITY LLC	297.00
TOURANGEAU, PAMELA	4,105.50
TOWER PUBLISHING	184.00
TOWNSEND, JULIA	56.60
TOY, CHRIS	500.00
TRACTOR SUPPLY CREDIT PLAN	525.81
TRACY, ROGER	88.00
TRANE U.S., INC.	125,651.24
TRAVES, DEBRA	13.70
TREADWELL, CRAIG	88.80
TREASUER STATE OF MAINE	25.00
TREASURER OF STATE	27,303.25
TREASURER STATE OF MAINE	20.00
TREASURER STATE OF MAINE	150.00
TREASURER STATE OF MAINE	296.89
TREASURER STATE OF MAINE	325.00
TREASURER STATE OF MAINE	342.00
TREASURER STATE OF MAINE	882.92
TREASURER STATE OF MAINE	1,650.00
TREASURER, STATE OF MAINE	210.00
TREASURER, STATE OF MAINE	500.00
TREASURER, STATE OF MAINE	600.00
TREASURER, STATE OF MAINE	700.00
TREE	1,260.00
TREGO, LAURA	1,140.00
TREMBLAY PT, NICHOLE	52,846.68
TREMBLAY, AARON	25.00
TREND ENTERPRISES INC	52.77
TRIARCO ARTS & CRAFTS	1,925.31
WATHEN, SUSAN	1,288.41
WATTS, TROY	1,000.00
WAY, KEVIN	229.11
WAY, TONYA	672.00
WCEPS	178.75
WEATHERBIE, SUE	108.16
WEEKLY READER CORPORATION	91.79
WEINER'S LTD	141.70
WEIR'S MOTOR SALES INC	47.85
WELLS HIGH SCHOOL	130.00
WELLS RESERVE	180.00
WESTBROOK HIGH SCHOOL	125.00

U S CELLULAR	14,650.08
U S POSTMASTER	2,035.60
UNIERSITY OF SOUTHERN MAINE	75.00
UNION LEADER CORPORATION	235.90
UNIV OF SO MAINE	4,130.00
UNIVERSITY CAP & GOWN	490.70
UNIVERSITY OF MAINE	1,709.00
UNIVERSITY OF MAINE AT FARMINGTON	5,691.00
UNIVERSITY OF PHOENIX	1,670.00
UNIVERSITY OF SO. MAINE	4,800.00
UNIVERSITY OF SOUTHERN MAINE	25.00
UNIVERSITY OF SOUTHERN MAINE	48,859.50
UPSTART	99.31
US GAMES	3,106.71
USA TODAY	208.00
USI	750.85
USI EDUCATION AND GOVERNMENT SALES	554.14
USM SCHOOL OF ED. & HUMAN DEVEL.	300.00
UTRECHT ART SUPPLIES	125.95
VALLEY NATIONAL GASES - AG&T	6,473.74
VARSITY SPIRIT FASHIONS	2,938.04
VASTEX INTERNATIONAL, INC.	239.17
VERMETTE, LOIS	1,886.66
VERMETTE, ROLAND	115.47
VEX ROBOTICS	1,714.62
VIGNOLA, MARTHA	400.00
VILLARI'S SELF DEFENSE CENTER	360.00
VIRCO INC.	8,350.92
VO, PATRICE	480.83
W B HUNT CO INC	3,452.53
W B MASON COMPANY INC	59,642.87
W C CRESSEY & SON INC	3,961.81
WALGREEN'S	312.33
WALKER, DIANA	121.97
WALKER, STEVE	9.68
WALKER-TURNER, LORI	742.18
WALLS, JOHN	22.50
WALMART COMMUNITY BRC	15,365.19
WALSH, MEGAN	530.64
WALTERS, SUSAN A.	10,300.00
WALTON, GLENN A	550.00
WARD, MEGAN	823.74
WARDS NATURAL SCIENCE	189.19
WARRENS OFFICE SUPPLIES	8,585.65
YCACC	1,500.00
YCSA	60.00
YOGAKIDS INTERNATIONAL	48.63
YORK COUNTY COMMUNITY ACTION	1,781.00
YORK COUNTY COMMUNITY COLLEGE	14,466.00
YORK COUNTY JR HIGH MUSIC FESTIVAL	190.00
YORK COUNTY SCHOOLS PUR. COOP	175.00
YORK COUNTY SWIM OFFICIALS ASSOC	1,068.00
YORK-CUMBERLAND SCHOOL NUTR COOP	50.00
YOUNG, WAYNE	665.24
YOUR MAINE CONNECTION	7,327.65
YOUTHLIGHT INC	56.46

SANFORD SCHOOL DEPT. VENDORS
JULY 1, 2012 - JUNE 30, 2013

WESTBROOK HIGH SCHOOL	245.00
WESTBROOK MUSIC BOOSTERS	125.00
WESTBROOK SCHOOL DEPARTMENT	3,430.00
WESTBROOK SCHOOL DEPT.	420.00
WESTBROOK WRESTLING BOOSTERS	200.00
WESTERLUND, MATTHEW	786.50
WESTERN PSYCHOLOGICAL SERVIC	2,700.00
WEYLAND, GAY	312.01
WHITE, JAMIE	55.68
WHITE, KERRIE	1,908.47
WHITEHEAD PSY D, CHARLES B	65,892.60
WHITEHEAD, DAVID	570.00
WHITTEN, PATRICIA	175.00
WHOLESALE DISTRIBUTION	303.08
WHOLESALE-CARABINERS.COM	158.50
WIEGAND, KRISTEN	1,123.72
WILBUR G SHAW HARDWARE	1,107.41
WILCOX, RON	78.38
WILD SIDE NORTH INC.	2,915.29
WILKINS, RICHARD	65.42
WILLARD, ARTHUR	123.05
WILLIAM V MACGILLLL & COMPANY	3,841.50
WILLIAMS, JULIE	5,016.00
WILLIAMS, MICHEAL	274.84
WILLIAMS, SUSAN S.	600.80
WILSON LANGUAGE TRAINING	944.90
WILSON, MICHELLE A.	300.00
WING, MARGARET	175.00
WINSHIP, FLOYD	121.78
WINSOR PT, PAMELA	22,440.00
WISC CENTER FOR ED PRODS & SERV.	319.25
WOOD, ANDREW	59.00
WOOD, ELAINE	44.07
WOOD, ERNEST J	292.40
WOOD, MELODY	611.77
WOODCOCK, JON	77.46
WORKOUT FITNESS STORE	1,110.50
WORMEL, DENNIS	80.46
WORMWOOD, KATHRIN	205.36
WRIGHT GROUP	8,959.34
WRIGHT, JOAN	135.42
WYMAN, R. SCOTT	934.96
XPEDEX	1,249.59

ZANER BLOSER EDUCATION PUBLISHING	1,242.34
ZAYED, SALAH	301.00
ZIPPY COPY CENTER	2,540.18
ZOLL MEDICAL CORPORATION	459.35

TOTAL 3,446,637.20

Fiscal Year 2012-2013 ~ Year to date budget report



06/24/2014 09:43
rlchamplin

CITY OF SANFORD
YEAR-TO-DATE BUDGET REPORT

PG 1
glytbdub

FOR 2013 13

	ORIGINAL APPROP	TRANFRS/ADJSTMTS	REVISED BUDGET	YTD EXPENDED	ENCUMBRANCES	AVAILABLE BUDGET	PCT USED
1000 GENERAL FUND							
10505000 CITY COUNCIL							
10505000 500125 PART TIME SALARIES	29,000	0	29,000	28,999.80	.00	.20	100.0%
10505000 500205 DUES	22,461	0	22,461	23,471.00	.00	-1,010.00	104.5%*
10505000 500206 EDUCATION	376	0	376	20.00	.00	356.00	5.3%
10505000 500207 TRAVEL	0	0	0	-7.17	.00	7.17	100.0%
10505000 500208 ADVERTISING	250	0	250	1,553.24	.00	-1,303.24	621.3%*
10505000 500300 SUPPLIES	1,200	0	1,200	1,330.39	.00	-130.39	110.9%*
10505000 500301 POSTAGE	0	0	0	17.99	.00	-17.99	100.0%*
10505000 500302 OFFICE SUPPLIES	100	0	100	.00	.00	100.00	.0%
10505000 500303 PRINTED SUPPLIES	150	0	150	.00	.00	150.00	.0%
10505000 500401 VEHICLE GASOLINE	0	0	0	87.15	.00	-87.15	100.0%*
TOTAL CITY COUNCIL	53,537	0	53,537	55,472.40	.00	-1,935.40	103.6%
10510000 VOTER REGISTRATION							
10510000 500115 OVER TIME SALARIES	0	0	0	234.70	.00	-234.70	100.0%*
10510000 500125 PART TIME SALARIES	10,920	0	10,920	13,627.00	.00	-2,707.00	124.8%*
10510000 500200 NON CONTRACT SERVI	1,400	0	1,400	1,245.31	.00	154.69	89.0%
10510000 500201 CONTRACT SERVICES	1,225	0	1,225	1,777.26	.00	-552.26	145.1%*
10510000 500207 TRAVEL	380	0	380	415.21	.00	-35.21	109.3%*
10510000 500208 ADVERTISING	165	0	165	297.00	.00	-132.00	180.0%*
10510000 500210 TRAINING	180	0	180	160.00	.00	20.00	88.9%
10510000 500300 SUPPLIES	8,846	0	8,846	11,049.05	.00	-2,203.05	124.9%*
10510000 500301 POSTAGE	450	0	450	546.96	.00	-96.96	121.5%*
10510000 500302 OFFICE SUPPLIES	98	0	98	62.80	.00	35.20	64.1%
10510000 500303 PRINTED SUPPLIES	0	0	0	134.00	.00	-134.00	100.0%*
TOTAL VOTER REGISTRATION	23,664	0	23,664	29,549.29	.00	-5,885.29	124.9%
10515000 ADMINISTRATION							
10515000 500100 FULL TIME SALARIES	276,764	0	276,764	285,822.36	.00	-9,058.08	103.3%*
10515000 500125 PART TIME SALARIES	15,000	0	15,000	17,437.50	.00	-2,437.50	116.3%*



06/24/2014 09:43
rlchamplin

CITY OF SANFORD
YEAR-TO-DATE BUDGET REPORT

PG 2
glytbdub

FOR 2013 13

	ORIGINAL APPROP	TRANFRS/ADJSTMTS	REVISED BUDGET	YTD EXPENDED	ENCUMBRANCES	AVAILABLE BUDGET	PCT USED
10515000 500151 SICK	4,687	0	4,687	2,429.25	.00	2,257.84	51.8%
10515000 500175 ALLOWANCES	3,600	0	3,600	3,300.00	.00	300.00	91.7%
10515000 500200 NON CONTRACT SERVI	150	0	150	425.00	.00	-275.00	283.3%*
10515000 500201 CONTRACT SERVICES	24,276	0	24,276	22,763.18	.00	1,512.82	93.8%
10515000 500205 DUES	4,780	0	4,780	2,982.26	.00	1,797.74	62.4%
10515000 500206 EDUCATION	1,750	0	1,750	680.60	.00	1,069.40	38.9%
10515000 500207 TRAVEL	500	0	500	-213.86	.00	713.86	-42.8%
10515000 500208 ADVERTISING	400	0	400	165.38	.00	234.62	41.3%
10515000 500209 SUBSCRIPTIONS	130	0	130	160.00	.00	-30.00	123.1%*
10515000 500210 TRAINING	0	0	0	45.00	.00	-45.00	100.0%*
10515000 500300 SUPPLIES	800	0	800	431.44	.00	368.56	53.9%
10515000 500301 POSTAGE	3,850	0	3,850	3,757.03	.00	92.97	97.6%
10515000 500302 OFFICE SUPPLIES	2,100	0	2,100	1,589.52	.00	511.48	75.6%
10515000 500303 PRINTED SUPPLIES	4,899	0	4,899	7,887.39	.00	-2,988.39	161.0%*
10515000 500305 EQUIPMENT	400	0	400	3,210.95	.00	-2,810.95	802.7%*
10515000 500351 UTILITIES TELEPHON	27,480	0	27,480	26,712.91	.00	767.09	97.2%
10515000 500404 VEHICLE MAINTENANC	300	0	300	.00	.00	300.00	.0%
TOTAL ADMINISTRATION	371,866	0	371,866	379,584.91	.00	-7,718.54	102.1%
10520000 PERSONNEL							
10520000 500100 FULL TIME SALARIES	105,128	0	105,128	109,109.09	.00	-3,980.69	103.8%*
10520000 500151 SICK	2,953	0	2,953	2,056.19	.00	896.77	69.6%
10520000 500200 NON CONTRACT SERVI	500	0	500	1,026.50	.00	-526.50	205.3%*
10520000 500201 CONTRACT SERVICES	540	0	540	1,219.23	.00	-679.23	225.8%*
10520000 500203 CONSULTANTS FEES	1,000	0	1,000	.00	.00	1,000.00	.0%
10520000 500205 DUES	570	0	570	180.00	.00	390.00	31.6%
10520000 500206 EDUCATION	2,100	0	2,100	435.75	.00	1,664.25	20.8%
10520000 500207 TRAVEL	200	0	200	153.96	.00	46.04	77.0%
10520000 500208 ADVERTISING	3,955	0	3,955	3,609.44	.00	345.56	91.3%
10520000 500209 SUBSCRIPTIONS	625	0	625	571.00	.00	54.00	91.4%
10520000 500210 TRAINING	400	0	400	75.00	.00	325.00	18.8%
10520000 500300 SUPPLIES	1,000	0	1,000	788.22	.00	211.78	78.8%
10520000 500301 POSTAGE	800	0	800	707.47	.00	92.53	88.4%
10520000 500302 OFFICE SUPPLIES	1,000	0	1,000	996.82	.00	3.18	99.7%
10520000 500303 PRINTED SUPPLIES	900	0	900	1,044.80	.00	-144.80	116.1%*
10520000 500305 EQUIPMENT	1,500	0	1,500	1,483.20	.00	16.80	98.9%
10520000 500401 VEHICLE GASOLINE	200	0	200	.00	.00	200.00	.0%
TOTAL PERSONNEL	123,371	0	123,371	123,456.67	.00	-85.31	100.1%
10525000 PLANNING							
10525000 500100 FULL TIME SALARIES	110,834	0	110,834	98,797.18	.00	12,037.18	89.1%

Fiscal Year 2012-2013 ~ Year to date budget report



06/24/2014 09:43
rlchamplin

CITY OF SANFORD
YEAR-TO-DATE BUDGET REPORT

PG 3
glytdbud

FOR 2013 13

	ORIGINAL APPROP	TRANFRS/ ADJSTMTS	REVISED BUDGET	YTD EXPENDED	ENCUMBRANCES	AVAILABLE BUDGET	PCT USED
10525000 500151 SICK	1,727	0	1,727	2,183.94	.00	-456.90	126.5%*
10525000 500200 NON CONTRACT SERVI	3,000	0	3,000	5,335.54	.00	-2,335.54	177.9%*
10525000 500201 CONTRACT SERVICES	3,000	0	3,000	2,944.77	.00	55.23	98.2%
10525000 500205 DUES	800	0	800	759.00	.00	41.00	94.9%
10525000 500206 EDUCATION	750	0	750	744.95	.00	5.05	99.3%
10525000 500207 TRAVEL	500	0	500	202.27	.00	297.73	40.5%
10525000 500208 ADVERTISING	3,000	0	3,000	1,316.00	.00	1,684.00	43.9%
10525000 500209 SUBSCRIPTIONS	800	0	800	346.00	.00	454.00	43.3%
10525000 500210 TRAINING	500	0	500	260.00	.00	240.00	52.0%
10525000 500300 SUPPLIES	250	0	250	.00	.00	250.00	.0%
10525000 500301 POSTAGE	500	0	500	77.44	.00	422.56	15.5%
10525000 500302 OFFICE SUPPLIES	800	0	800	782.50	.00	17.50	97.8%
10525000 500303 PRINTED SUPPLIES	400	0	400	.00	.00	400.00	.0%
10525000 500305 EQUIPMENT	200	0	200	182.00	.00	18.00	91.0%
10525000 500401 VEHICLE GASOLINE	200	0	200	94.26	.00	105.74	47.1%
TOTAL PLANNING	127,261	0	127,261	114,025.85	.00	13,235.55	89.6%

10530000 ECONOMIC GROWTH COUNCIL

10530000 500100 FULL TIME SALARIES	129,029	0	129,029	122,069.47	.00	6,959.51	94.6%
10530000 500200 NON CONTRACT SERVI	0	0	0	4,580.18	.00	-4,580.18	100.0%*
10530000 500201 CONTRACT SERVICES	4,000	0	4,000	490.00	.00	3,510.00	12.3%
10530000 500205 DUES	0	0	0	575.00	.00	-575.00	100.0%*
10530000 500206 EDUCATION	0	0	0	275.00	.00	-275.00	100.0%*
10530000 500207 TRAVEL	5,000	0	5,000	2,002.65	.00	2,997.35	40.1%
10530000 500209 SUBSCRIPTIONS	0	0	0	496.00	.00	-496.00	100.0%*
10530000 500210 TRAINING	600	0	600	495.00	.00	105.00	82.5%
10530000 500300 SUPPLIES	750	0	750	778.32	.00	-28.32	103.8%*
10530000 500301 POSTAGE	0	0	0	214.40	.00	-214.40	100.0%*
10530000 500302 OFFICE SUPPLIES	500	0	500	215.84	.00	284.16	43.2%
10530000 500303 PRINTED SUPPLIES	0	0	0	115.00	.00	-115.00	100.0%*
10530000 500305 EQUIPMENT	0	0	0	65.00	.00	-65.00	100.0%*
10530000 500351 UTILITIES TELEPHON	1,200	0	1,200	900.00	.00	300.00	75.0%
TOTAL ECONOMIC GROWTH COUNCIL	141,079	0	141,079	133,271.86	.00	7,807.12	94.5%

10535000 INFORMATION SYSTEMS

10535000 500100 FULL TIME SALARIES	122,155	0	122,155	134,554.24	.00	-12,399.48	110.2%*
------------------------------------	---------	---	---------	------------	-----	------------	---------



06/24/2014 09:43
rlchamplin

CITY OF SANFORD
YEAR-TO-DATE BUDGET REPORT

PG 4
glytdbud

FOR 2013 13

	ORIGINAL APPROP	TRANFRS/ ADJSTMTS	REVISED BUDGET	YTD EXPENDED	ENCUMBRANCES	AVAILABLE BUDGET	PCT USED
10535000 500151 SICK	2,779	0	2,779	4,929.46	.00	-2,150.10	177.4%*
10535000 500200 NON CONTRACT SERVI	3,960	0	3,960	3,499.40	.00	460.60	88.4%
10535000 500201 CONTRACT SERVICES	155,417	0	155,417	151,282.34	.00	4,134.70	97.3%
10535000 500207 TRAVEL	1,200	0	1,200	1,010.42	.00	189.58	84.2%
10535000 500210 TRAINING	4,000	0	4,000	3,740.00	.00	260.00	93.5%
10535000 500300 SUPPLIES	200	0	200	.00	.00	200.00	.0%
10535000 500301 POSTAGE	100	0	100	.00	.00	100.00	.0%
10535000 500302 OFFICE SUPPLIES	250	0	250	94.86	.00	155.14	37.9%
10535000 500304 SMALL TOOLS	100	0	100	.00	.00	100.00	.0%
10535000 500306 EQUIPMENT MAINTENA	300	0	300	11.95	.00	288.05	4.0%
10535000 500308 EQUIPMENT - NETWOR	1,500	0	1,500	3,144.31	.00	-1,644.31	209.6%*
10535000 500309 EQUIPMENT - COMPUT	4,000	0	4,000	7,789.75	.00	-3,789.75	194.7%*
10535000 500310 EQUIPMENT - PRINTER	3,500	0	3,500	943.64	.00	2,556.36	27.0%
10535000 500311 SUPPLIES - SOFTWAR	7,700	0	7,700	1,555.13	.00	6,144.87	20.2%
10535000 500312 SUPPLIES - COMPUTE	3,000	0	3,000	3,535.99	.00	-535.99	117.9%*
10535000 500313 SUPPLIES - PRINTER	12,000	0	12,000	8,843.06	.00	3,156.94	73.7%
10535000 500351 UTILITIES TELEPHON	10,694	0	10,694	10,569.71	.00	124.21	98.8%
TOTAL INFORMATION SYSTEMS	332,855	0	332,855	335,504.26	.00	-2,649.18	100.8%

10540000 CODES ENFORCEMENT

10540000 500100 FULL TIME SALARIES	145,647	0	145,647	150,236.38	.00	-4,589.58	103.2%*
10540000 500151 SICK	5,156	0	5,156	3,840.73	.00	1,315.43	74.5%
10540000 500200 NON CONTRACT SERVI	5,500	0	5,500	4,975.00	.00	525.00	90.5%
10540000 500201 CONTRACT SERVICES	2,070	0	2,070	2,083.47	.00	-13.47	100.7%*
10540000 500205 DUES	250	0	250	195.00	.00	55.00	78.0%
10540000 500206 EDUCATION	600	0	600	60.00	.00	540.00	10.0%
10540000 500207 TRAVEL	300	0	300	310.81	.00	-10.81	103.6%*
10540000 500208 ADVERTISING	1,000	0	1,000	184.50	.00	815.50	18.5%
10540000 500209 SUBSCRIPTIONS	110	0	110	105.50	.00	4.50	95.9%
10540000 500210 TRAINING	500	0	500	626.00	.00	-126.00	125.2%*
10540000 500300 SUPPLIES	450	0	450	.00	.00	450.00	.0%
10540000 500301 POSTAGE	1,030	0	1,030	264.98	.00	765.02	25.7%
10540000 500302 OFFICE SUPPLIES	1,250	0	1,250	176.48	.00	1,073.52	14.1%
10540000 500303 PRINTED SUPPLIES	500	0	500	517.00	.00	-17.00	103.4%*
10540000 500304 SMALL TOOLS	0	0	0	44.99	.00	-44.99	100.0%*
10540000 500305 EQUIPMENT	650	0	650	.00	.00	650.00	.0%
10540000 500400 VEHICLE OPERATION	500	0	500	.00	.00	500.00	.0%
10540000 500401 VEHICLE GASOLINE	2,500	0	2,500	1,017.35	.00	1,482.65	40.7%
10540000 500404 VEHICLE MAINTENANC	1,000	0	1,000	338.69	.00	661.31	33.9%
TOTAL CODES ENFORCEMENT	169,013	0	169,013	164,976.88	.00	4,036.08	97.6%

Fiscal Year 2012-2013 ~ Year to date budget report



06/24/2014 09:43
rlchamplin

CITY OF SANFORD
YEAR-TO-DATE BUDGET REPORT

PG 5
glytbud

FOR 2013 13

	ORIGINAL APPROP	TRANFRS/ADJSTMTS	REVISED BUDGET	YTD EXPENDED	ENCUMBRANCES	AVAILABLE BUDGET	PCT USED
10545000 ASSESSING							
10545000 500100 FULL TIME SALARIES	85,097	0	85,097	80,491.87	.00	4,605.61	94.6%
10545000 500151 SICK	1,039	0	1,039	1,461.64	.00	-422.96	140.7%*
10545000 500200 NON CONTRACT SERVI	1,900	0	1,900	874.47	.00	1,025.53	46.0%
10545000 500201 CONTRACT SERVICES	60,691	0	60,691	60,158.17	.00	532.93	99.3%
10545000 500203 CONSULTANTS FEES	6,000	0	6,000	.00	.00	6,000.00	.0%
10545000 500205 DUES	245	0	245	235.00	.00	10.00	95.9%
10545000 500206 EDUCATION	2,500	0	2,500	1,207.80	.00	1,292.20	48.3%
10545000 500207 TRAVEL	300	0	300	7.00	.00	293.00	2.3%
10545000 500208 ADVERTISING	100	0	100	275.64	.00	-175.64	275.6%*
10545000 500209 SUBSCRIPTIONS	1,065	0	1,065	859.15	.00	205.85	80.7%
10545000 500301 POSTAGE	350	0	350	203.45	.00	146.55	58.1%
10545000 500302 OFFICE SUPPLIES	1,000	0	1,000	352.22	.00	647.78	35.2%
10545000 500303 PRINTED SUPPLIES	4,260	0	4,260	3,052.90	.00	1,207.10	71.7%
10545000 500305 EQUIPMENT	250	0	250	15.73	.00	234.27	6.3%
10545000 500351 UTILITIES TELEPHON	480	0	480	480.00	.00	.00	100.0%
10545000 500400 VEHICLE OPERATION	250	0	250	.00	.00	250.00	.0%
10545000 500401 VEHICLE GASOLINE	850	0	850	403.49	.00	446.51	47.5%
10545000 500404 VEHICLE MAINTENANC	1,000	0	1,000	206.09	.00	793.91	20.6%
TOTAL ASSESSING	167,377	0	167,377	150,284.62	.00	17,092.54	89.8%
10550000 TREASURER/CITY CLERK							
10550000 500100 FULL TIME SALARIES	282,306	0	282,306	278,590.00	.00	3,715.92	98.7%
10550000 500115 OVER TIME SALARIES	0	0	0	1,565.69	.00	-1,565.69	100.0%*
10550000 500125 PART TIME SALARIES	0	0	0	7,985.93	.00	-7,985.93	100.0%*
10550000 500151 SICK	2,058	0	2,058	5,206.92	.00	-3,148.68	253.0%*
10550000 500200 NON CONTRACT SERVI	17,834	0	17,834	17,501.00	.00	333.00	98.1%
10550000 500201 CONTRACT SERVICES	1,375	0	1,375	1,433.78	.00	-58.78	104.3%*
10550000 500205 DUES	140	0	140	101.00	.00	39.00	72.1%
10550000 500206 EDUCATION	650	0	650	460.00	.00	190.00	70.8%
10550000 500207 TRAVEL	350	0	350	682.56	.00	-332.56	195.0%*
10550000 500208 ADVERTISING	1,750	0	1,750	1,559.25	.00	190.75	89.1%
10550000 500209 SUBSCRIPTIONS	150	0	150	287.94	.00	-137.94	192.0%*
10550000 500210 TRAINING	0	0	0	45.00	.00	-45.00	100.0%*
10550000 500300 SUPPLIES	0	0	0	28.20	.00	-28.20	100.0%*
10550000 500301 POSTAGE	3,862	0	3,862	11,227.80	.00	-7,365.80	290.7%*
10550000 500302 OFFICE SUPPLIES	2,106	0	2,106	2,105.55	.00	.69	100.0%



06/24/2014 09:43
rlchamplin

CITY OF SANFORD
YEAR-TO-DATE BUDGET REPORT

PG 6
glytbud

FOR 2013 13

	ORIGINAL APPROP	TRANFRS/ADJSTMTS	REVISED BUDGET	YTD EXPENDED	ENCUMBRANCES	AVAILABLE BUDGET	PCT USED
10550000 500303 PRINTED SUPPLIES	780	0	780	903.00	.00	-123.00	115.8%*
10550000 500305 EQUIPMENT	0	0	0	897.00	.00	-897.00	100.0%*
TOTAL TREASURER/CITY CLERK	313,361	0	313,361	330,580.62	.00	-17,219.22	105.5%
10560000 GENERAL ASSISTANCE							
10560000 500100 FULL TIME SALARIES	51,781	0	51,781	52,460.09	.00	-679.53	101.3%*
10560000 500115 OVER TIME SALARIES	0	0	0	33.32	.00	-33.32	100.0%*
10560000 500125 PART TIME SALARIES	17,680	0	17,680	15,901.06	.00	1,778.94	89.9%
10560000 500151 SICK	0	0	0	274.56	.00	-274.56	100.0%*
10560000 500200 NON CONTRACT SERVI	155,761	0	155,761	256,154.65	.00	-100,394.05	164.5%*
10560000 500201 CONTRACT SERVICES	120	0	120	60.72	.00	59.28	50.6%
10560000 500203 CONSULTANTS FEES	100	0	100	.00	.00	100.00	.0%
10560000 500205 DUES	60	0	60	60.00	.00	.00	100.0%
10560000 500206 EDUCATION	150	0	150	130.00	.00	20.00	86.7%
10560000 500207 TRAVEL	500	0	500	255.76	.00	244.24	51.2%
10560000 500208 ADVERTISING	48	0	48	103.50	.00	-55.50	215.6%*
10560000 500209 SUBSCRIPTIONS	30	0	30	30.00	.00	.00	100.0%
10560000 500301 POSTAGE	75	0	75	52.69	.00	22.31	70.3%
10560000 500302 OFFICE SUPPLIES	250	0	250	194.28	.00	55.72	77.7%
10560000 500351 UTILITIES TELEPHON	480	0	480	480.00	.00	.00	100.0%
10560000 500700 CONTRIBUTIONS	6,192	0	6,192	6,192.00	.00	.00	100.0%
TOTAL GENERAL ASSISTANCE	233,226	0	233,226	332,382.63	.00	-99,156.47	142.5%
10565000 HEALTH OFFICER							
10565000 500201 CONTRACT SERVICES	1,000	0	1,000	1,000.00	.00	.00	100.0%
TOTAL HEALTH OFFICER	1,000	0	1,000	1,000.00	.00	.00	100.0%
10570000 LEGAL SERVICES							
10570000 500200 NON CONTRACT SERVI	0	0	0	26,429.69	.00	-26,429.69	100.0%*
10570000 500201 CONTRACT SERVICES	80,000	0	80,000	86,311.64	.00	-6,311.64	107.9%*
TOTAL LEGAL SERVICES	80,000	0	80,000	112,741.33	.00	-32,741.33	140.9%
10575200 INSURANCE PROPERTY & CASUALTY							

Fiscal Year 2012-2013 ~ Year to date budget report



06/24/2014 09:43
rlchamplin

CITY OF SANFORD
YEAR-TO-DATE BUDGET REPORT

PG 7
glytdbud

FOR 2013 13

	ORIGINAL APPROP	TRANFRS/ ADJSTMTS	REVISED BUDGET	YTD EXPENDED	ENCUMBRANCES	AVAILABLE BUDGET	PCT USED
<u>10575200 500201 CONTRACT SERVICES</u>	173,593	0	173,593	150,726.00	.00	22,867.00	86.8%
TOTAL INSURANCE PROPERTY & CASUALTY	173,593	0	173,593	150,726.00	.00	22,867.00	86.8%
<u>10575250 EMPLOYEE INSURANCE/BENEFITS</u>							
<u>10575250 500020 GROUP LIFE EXPENSE</u>	1,610	0	1,610	1,514.59	.00	95.69	94.1%
<u>10575250 500025 UNEMPLOYMENT COMP</u>	42,951	0	42,951	41,846.50	.00	1,104.50	97.4%
<u>10575250 500030 INCOME PROTECTION</u>	83,040	0	83,040	90,540.85	.00	-7,500.85	109.0%*
<u>10575250 500035 WORKER'S COMPENSAT</u>	268,806	0	268,806	285,275.80	.00	-16,469.80	106.1%*
<u>10575250 500040 SOCIAL SECURITY EX</u>	731,664	0	731,664	729,261.62	.00	2,402.30	99.7%*
<u>10575250 500045 MEDICAL INSURANCE</u>	1,880,146	0	1,880,146	1,981,417.70	.00	-101,271.74	105.4%*
<u>10575250 500050 ICMA</u>	19,240	0	19,240	17,062.92	.00	2,177.08	88.7%*
<u>10575250 500055 MAINEPERS</u>	0	0	0	34,738.27	.00	-34,738.27	100.0%*
TOTAL EMPLOYEE INSURANCE/BENEFITS	3,027,457	0	3,027,457	3,181,658.25	.00	-154,201.09	105.1%
<u>10575260 CHARTER COMMISSION</u>							
<u>10575260 500600 EXPENDITURES</u>	12,000	0	12,000	13,161.37	.00	-1,161.37	109.7%*
TOTAL CHARTER COMMISSION	12,000	0	12,000	13,161.37	.00	-1,161.37	109.7%
<u>11010100 FIRE DEPARTMENT</u>							
<u>11010100 500100 FULL TIME SALARIES</u>	2,100,135	0	2,100,135	2,079,127.54	.00	21,007.90	99.0%
<u>11010100 500115 OVER TIME SALARIES</u>	228,716	0	228,716	263,446.16	.00	-34,730.00	115.2%*
<u>11010100 500150 HOLIDAY</u>	80,479	0	80,479	80,035.57	.00	443.27	99.4%
<u>11010100 500151 SICK</u>	37,970	0	37,970	60,852.47	.00	-22,882.77	160.3%*
<u>11010100 500200 NON CONTRACT SERVI</u>	6,890	0	6,890	8,071.94	.00	-1,181.94	117.2%*
<u>11010100 500201 CONTRACT SERVICES</u>	794,123	0	794,123	783,329.36	.00	10,793.56	98.6%
<u>11010100 500205 DUES</u>	2,765	0	2,765	2,827.00	.00	-62.00	102.2%*
<u>11010100 500206 EDUCATION</u>	2,150	0	2,150	.00	.00	2,150.00	.0%
<u>11010100 500207 TRAVEL</u>	8,150	0	8,150	10,274.18	.00	-2,124.18	126.1%*
<u>11010100 500208 ADVERTISING</u>	500	0	500	166.25	.00	333.75	33.3%
<u>11010100 500209 SUBSCRIPTIONS</u>	2,680	0	2,680	1,849.00	.00	831.00	69.0%
<u>11010100 500210 TRAINING</u>	19,005	0	19,005	7,073.36	.00	11,931.64	37.2%



06/24/2014 09:43
rlchamplin

CITY OF SANFORD
YEAR-TO-DATE BUDGET REPORT

PG 8
glytdbud

FOR 2013 13

	ORIGINAL APPROP	TRANFRS/ ADJSTMTS	REVISED BUDGET	YTD EXPENDED	ENCUMBRANCES	AVAILABLE BUDGET	PCT USED
<u>11010100 500300 SUPPLIES</u>	37,070	0	37,070	45,263.00	.00	-8,193.00	122.1%*
<u>11010100 500301 POSTAGE</u>	2,848	0	2,848	1,810.27	.00	1,037.73	63.6%
<u>11010100 500302 OFFICE SUPPLIES</u>	3,150	0	3,150	2,247.18	.00	902.82	71.3%
<u>11010100 500303 PRINTED SUPPLIES</u>	3,978	0	3,978	2,161.60	.00	1,816.40	54.3%
<u>11010100 500304 SMALL TOOLS</u>	800	0	800	1,518.48	.00	-718.48	189.8%*
<u>11010100 500305 EQUIPMENT</u>	43,700	0	43,700	49,851.38	.00	-6,151.38	114.1%*
<u>11010100 500306 EQUIPMENT MAINTENAN</u>	17,187	0	17,187	16,931.44	.00	255.56	98.5%
<u>11010100 500307 BUILDING MAINTENAN</u>	20,810	0	20,810	19,867.85	.00	942.15	95.5%
<u>11010100 500351 UTILITIES TELEPHON</u>	3,516	0	3,516	7,211.59	.00	-3,695.59	205.1%*
<u>11010100 500352 UTILITIES FUEL OIL</u>	25,483	0	25,483	14,232.93	.00	11,250.50	55.9%
<u>11010100 500353 UTILITIES PROPANE</u>	7,566	0	7,566	5,782.48	.00	1,783.32	76.4%
<u>11010100 500354 UTILITIES WATER</u>	1,988	0	1,988	2,046.77	.00	-59.27	103.0%*
<u>11010100 500355 UTILITIES SEWER</u>	2,250	0	2,250	1,491.40	.00	758.60	66.3%
<u>11010100 500356 UTILITIES ELECTRIC</u>	20,910	0	20,910	16,187.89	.00	4,722.11	77.4%
<u>11010100 500401 VEHICLE GASOLINE</u>	17,463	0	17,463	12,919.13	.00	4,544.07	74.0%
<u>11010100 500402 VEHICLE DIESEL FUE</u>	35,186	0	35,186	25,259.30	.00	9,927.10	71.8%
<u>11010100 500404 VEHICLE MAINTENANC</u>	62,000	0	62,000	73,878.57	.00	-11,878.57	119.2%*
<u>11010100 500501 RADIO MAINTENANCE</u>	6,000	0	6,000	4,337.43	.00	1,662.57	72.3%
TOTAL FIRE DEPARTMENT	3,595,468	0	3,595,468	3,600,051.52	.00	-4,583.13	100.1%
<u>11010105 EMERGENCY MANAGEMENT AGENCY</u>							
<u>11010105 500125 PART TIME SALARIES</u>	5,500	0	5,500	4,837.47	.00	662.49	88.0%
<u>11010105 500201 CONTRACT SERVICES</u>	110	0	110	.00	.00	110.00	.0%
<u>11010105 500205 DUES</u>	510	0	510	230.00	.00	280.00	45.1%
<u>11010105 500207 TRAVEL</u>	2,000	0	2,000	1,808.27	.00	191.73	90.4%
<u>11010105 500209 SUBSCRIPTIONS</u>	150	0	150	284.00	.00	-134.00	189.3%*
<u>11010105 500210 TRAINING</u>	800	0	800	.00	.00	800.00	.0%
<u>11010105 500300 SUPPLIES</u>	400	0	400	104.04	.00	295.96	26.0%
<u>11010105 500301 POSTAGE</u>	132	0	132	.00	.00	132.00	.0%
<u>11010105 500302 OFFICE SUPPLIES</u>	300	0	300	589.58	.00	-289.58	196.5%*
<u>11010105 500351 UTILITIES TELEPHON</u>	600	0	600	.00	.00	600.00	.0%
<u>11010105 500401 VEHICLE GASOLINE</u>	800	0	800	101.68	.00	698.32	12.7%
<u>11010105 500404 VEHICLE MAINTENANC</u>	0	0	0	83.99	.00	-83.99	100.0%*
<u>11010105 500501 RADIO MAINTENANCE</u>	150	0	150	.00	.00	150.00	.0%
TOTAL EMERGENCY MANAGEMENT AGENCY	11,452	0	11,452	8,039.03	.00	3,412.93	70.2%
<u>11090040 POLICE DEPARTMENT</u>							
<u>11090040 500100 FULL TIME SALARIES</u>	2,190,507	0	2,190,507	2,148,632.99	.00	41,874.29	98.1%

Fiscal Year 2012-2013 ~ Year to date budget report



06/24/2014 09:43
rlchamplin

CITY OF SANFORD
YEAR-TO-DATE BUDGET REPORT

PG 9
glytbdub

FOR 2013 13

	ORIGINAL APPROP	TRANFRS/ADJSTMTS	REVISED BUDGET	YTD EXPENDED	ENCUMBRANCES	AVAILABLE BUDGET	PCT USED
11090040 500115 OVER TIME SALARIES	170,618	0	170,618	229,036.28	.00	-58,418.03	134.2%*
11090040 500150 HOLIDAY	115,778	0	115,778	98,222.10	.00	17,555.86	84.8%
11090040 500151 SICK	81,795	0	81,795	63,335.57	.00	18,459.52	77.4%
11090040 500175 ALLOWANCES	17,148	0	17,148	16,653.00	.00	495.00	97.1%
11090040 500200 NON CONTRACT SERVI	17,755	0	13,755	32,399.92	.00	-18,644.92	235.6%*
11090040 500201 CONTRACT SERVICES	62,117	0	62,117	51,882.99	.00	10,234.01	83.5%
11090040 500203 CONSULTANTS FEES	0	0	0	4,395.00	.00	-4,395.00	100.0%*
11090040 500205 DUES	1,804	0	1,804	1,095.00	.00	709.00	60.7%
11090040 500206 EDUCATION	20,500	0	20,500	244.95	.00	20,255.05	1.2%
11090040 500207 TRAVEL	4,983	0	4,983	10,444.09	.00	-5,461.09	209.6%*
11090040 500209 SUBSCRIPTIONS	5,660	0	5,660	5,273.01	.00	386.99	93.2%
11090040 500210 TRAINING	21,920	0	21,920	13,663.35	.00	8,256.65	62.3%
11090040 500300 SUPPLIES	23,060	0	23,060	23,036.93	.00	23.07	99.9%
11090040 500301 POSTAGE	2,200	0	2,200	1,408.00	.00	792.00	64.0%
11090040 500302 OFFICE SUPPLIES	5,615	0	5,615	3,789.93	.00	1,825.07	67.5%
11090040 500303 PRINTED SUPPLIES	3,000	0	3,000	1,815.00	.00	1,185.00	60.5%
11090040 500304 SMALL TOOLS	300	0	300	.00	.00	300.00	.0%
11090040 500305 EQUIPMENT	0	0	0	597.96	.00	-597.96	100.0%*
11090040 500306 EQUIPMENT MAINTENAN	6,350	0	6,350	8,295.80	.00	-1,945.80	130.6%*
11090040 500307 BUILDING MAINTENAN	6,800	0	6,800	7,384.06	.00	-584.06	108.6%*
11090040 500351 UTILITIES TELEPHON	11,280	0	11,280	10,382.70	.00	897.30	92.0%
11090040 500353 UTILITIES PROPANE	2,211	0	2,211	2,698.39	.00	-487.39	122.0%*
11090040 500354 UTILITIES WATER	2,000	0	2,000	838.17	.00	1,161.83	41.9%
11090040 500355 UTILITIES SEWER	5,000	0	5,000	1,472.60	.00	3,527.40	29.5%
11090040 500356 UTILITIES ELECTRIC	32,400	0	32,400	34,332.27	.00	-1,932.27	106.0%*
11090040 500400 VEHICLE OPERATION	16,000	0	16,000	8,241.79	.00	7,758.21	51.5%
11090040 500401 VEHICLE GASOLINE	83,200	0	83,200	85,302.41	.00	-2,102.41	102.5%*
11090040 500402 VEHICLE DIESEL FUE	1,499	0	1,499	54.93	.00	1,443.75	3.7%
11090040 500404 VEHICLE MAINTENANC	26,600	0	26,600	20,382.90	.00	6,217.10	76.6%
11090040 500501 RADIO MAINTENANCE	10,600	0	10,600	12,045.44	.00	-1,445.44	113.6%*
11090040 500900 TRANSFER	0	0	0	-48,521.54	.00	48,521.54	100.0%
TOTAL POLICE DEPARTMENT	2,944,700	0	2,944,700	2,848,835.99	.00	95,864.27	96.7%
11090080 SANFORD REGIONAL COMMUNICATION							
11090080 500100 FULL TIME SALARIES	1,161,856	0	1,161,856	1,082,070.15	.00	79,785.61	93.1%
11090080 500115 OVER TIME SALARIES	127,827	0	127,827	245,252.51	.00	-117,425.51	191.9%*
11090080 500125 PART TIME SALARIES	69,689	0	69,689	34,460.82	.00	35,227.68	49.4%
11090080 500150 HOLIDAY	47,078	0	47,078	46,556.83	.00	521.57	98.9%
11090080 500151 SICK	0	0	0	-1,925.92	.00	1,925.92	100.0%
11090080 500175 ALLOWANCES	5,616	0	5,616	5,321.60	.00	294.40	94.8%



06/24/2014 09:43
rlchamplin

CITY OF SANFORD
YEAR-TO-DATE BUDGET REPORT

PG 10
glytbdub

FOR 2013 13

	ORIGINAL APPROP	TRANFRS/ADJSTMTS	REVISED BUDGET	YTD EXPENDED	ENCUMBRANCES	AVAILABLE BUDGET	PCT USED
11090080 500200 NON CONTRACT SERVI	3,200	0	3,200	2,626.00	.00	574.00	82.1%
11090080 500201 CONTRACT SERVICES	2,945	0	2,945	1,138.86	.00	1,806.14	38.7%
11090080 500205 DUES	1,200	0	1,200	360.00	.00	840.00	30.0%
11090080 500206 EDUCATION	7,000	0	7,000	6,163.99	.00	836.01	88.1%
11090080 500207 TRAVEL	2,000	0	2,000	3,034.25	.00	-1,034.25	151.7%*
11090080 500209 SUBSCRIPTIONS	500	0	500	.00	.00	500.00	.0%
11090080 500210 TRAINING	5,550	0	5,550	4,348.53	.00	1,201.47	78.4%
11090080 500300 SUPPLIES	3,500	0	3,500	2,900.46	.00	599.54	82.9%
11090080 500301 POSTAGE	300	0	300	98.54	.00	201.46	32.8%
11090080 500302 OFFICE SUPPLIES	4,850	0	4,850	3,065.43	.00	1,784.57	63.2%
11090080 500305 EQUIPMENT	5,000	0	5,000	2,810.78	.00	2,189.22	56.2%
11090080 500306 EQUIPMENT MAINTENAN	0	0	0	149.60	.00	-149.60	100.0%*
11090080 500311 SUPPLIES - SOFTWARE	0	0	0	2,232.00	.00	-2,232.00	100.0%*
11090080 500313 SUPPLIES - PRINTER	0	0	0	162.74	.00	-162.74	100.0%*
11090080 500351 UTILITIES TELEPHON	2,880	0	2,880	3,805.49	.00	-925.49	132.1%*
11090080 500401 VEHICLE GASOLINE	0	0	0	50.71	.00	-50.71	100.0%*
11090080 500501 RADIO MAINTENANCE	69,000	0	69,000	72,062.19	.00	-3,062.19	104.4%*
TOTAL SANFORD REGIONAL COMMUNICATION	1,519,991	0	1,519,991	1,516,745.56	.00	3,245.10	99.8%
11090085 POLICE CROSSING GUARDS							
11090085 500125 PART TIME SALARIES	27,878	0	27,878	26,398.75	.00	1,478.75	94.7%
11090085 500151 SICK	929	0	929	.00	.00	929.25	.0%
11090085 500300 SUPPLIES	500	0	500	.00	.00	500.00	.0%
TOTAL POLICE CROSSING GUARDS	29,307	0	29,307	26,398.75	.00	2,908.00	90.1%
11090090 POLICE OTHER							
11090090 500551 POLICE OUTSIDE JOB	0	0	0	16,400.00	.00	-16,400.00	100.0%*
TOTAL POLICE OTHER	0	0	0	16,400.00	.00	-16,400.00	100.0%
11090095 POLICE SCHOOL RESOURCE OFFICER							
11090095 500100 FULL TIME SALARIES	103,459	0	103,459	109,627.71	.00	-6,168.51	106.0%*
11090095 500115 OVER TIME SALARIES	14,833	0	14,833	6,553.74	.00	8,278.76	44.2%

Fiscal Year 2012-2013 ~ Year to date budget report



06/24/2014 09:43
rlchamplin

CITY OF SANFORD
YEAR-TO-DATE BUDGET REPORT

PG 11
glytdbud

FOR 2013 13

	ORIGINAL APPROP	TRANFRS/ADJSTMTS	REVISED BUDGET	YTD EXPENDED	ENCUMBRANCES	AVAILABLE BUDGET	PCT USED
11090095 500150 HOLIDAY	5,969	0	5,969	4,974.64	.00	994.16	83.3%
11090095 500151 SICK	3,674	0	3,674	.00	.00	3,674.08	.0%
11090095 500175 ALLOWANCES	1,392	0	1,392	1,392.00	.00	.00	100.0%
11090095 500201 CONTRACT SERVICES	2,400	0	2,400	1,700.76	.00	699.24	70.9%
11090095 500205 DUES	200	0	200	.00	.00	200.00	.0%
11090095 500206 EDUCATION	3,000	0	3,000	.00	.00	3,000.00	.0%
11090095 500207 TRAVEL	4,000	0	4,000	2,974.59	.00	1,025.41	74.4%
11090095 500210 TRAINING	4,360	0	4,360	800.00	.00	3,560.00	18.3%
11090095 500300 SUPPLIES	2,000	0	2,000	-3,557.92	.00	5,557.92	-177.9%
11090095 500302 OFFICE SUPPLIES	710	0	710	.00	.00	710.00	.0%
11090095 500401 VEHICLE GASOLINE	0	0	0	655.58	.00	-655.58	100.0%*
TOTAL POLICE SCHOOL RESOURCE OFFICER	145,997	0	145,997	125,121.10	.00	20,875.48	85.7%

11511150 DEPARTMENT OF PUBLIC WORKS

11511150 500100 FULL TIME SALARIES	834,156	0	834,156	796,352.98	.00	37,803.02	95.5%
11511150 500115 OVER TIME SALARIES	70,267	0	70,267	123,080.91	.00	-52,813.71	175.2%*
11511150 500125 PART TIME SALARIES	29,040	0	29,040	34,950.31	.00	-5,910.31	120.4%*
11511150 500151 SICK	21,414	0	21,414	19,484.02	.00	1,929.82	91.0%*
11511150 500175 ALLOWANCES	7,625	0	7,625	7,785.22	.00	-160.22	102.1%*
11511150 500200 NON CONTRACT SERVI	89,210	0	89,210	157,029.72	.00	-67,819.72	176.0%*
11511150 500201 CONTRACT SERVICES	289,790	0	289,790	163,092.22	.00	126,697.78	56.3%
11511150 500205 DUES	1,200	0	1,200	809.00	.00	391.00	67.4%
11511150 500206 EDUCATION	1,500	0	1,500	1,137.00	.00	363.00	75.8%
11511150 500207 TRAVEL	250	0	250	179.85	.00	70.15	71.9%
11511150 500208 ADVERTISING	1,000	0	1,000	470.08	.00	529.92	47.0%
11511150 500209 SUBSCRIPTIONS	250	0	250	49.00	.00	201.00	19.6%
11511150 500210 TRAINING	800	0	800	-240.00	.00	1,040.00	-30.0%*
11511150 500300 SUPPLIES	327,175	0	327,175	273,397.82	.00	53,777.18	83.6%
11511150 500301 POSTAGE	500	0	500	262.23	.00	237.77	52.4%
11511150 500302 OFFICE SUPPLIES	1,750	0	1,750	1,828.97	.00	-78.97	104.5%*
11511150 500303 PRINTED SUPPLIES	750	0	750	1,014.76	.00	-264.76	135.3%*
11511150 500304 SMALL TOOLS	0	0	0	1,320.00	.00	-1,320.00	100.0%*
11511150 500305 EQUIPMENT	8,400	0	8,400	4,226.35	.00	4,173.65	50.3%
11511150 500306 EQUIPMENT MAINTENAN	3,000	0	3,000	3,512.40	.00	-512.40	117.1%*
11511150 500307 BUILDING MAINTENAN	2,000	0	2,000	.00	.00	2,000.00	.0%
11511150 500351 UTILITIES TELEPHONE	600	0	600	1,200.00	.00	-600.00	200.0%*
11511150 500352 UTILITIES PUEL OIL	22,446	0	22,446	19,180.93	.00	3,265.07	85.5%
11511150 500353 UTILITIES PROPANE	6,600	0	6,600	1,356.29	.00	5,243.71	20.5%
11511150 500354 UTILITIES WATER	1,140	0	1,140	992.86	.00	147.14	87.1%
11511150 500355 UTILITIES SEWER	1,650	0	1,650	1,607.85	.00	42.15	97.4%



06/24/2014 09:43
rlchamplin

CITY OF SANFORD
YEAR-TO-DATE BUDGET REPORT

PG 12
glytdbud

FOR 2013 13

	ORIGINAL APPROP	TRANFRS/ADJSTMTS	REVISED BUDGET	YTD EXPENDED	ENCUMBRANCES	AVAILABLE BUDGET	PCT USED
11511150 500356 UTILITIES ELECTRIC	184,591	0	184,591	147,218.95	.00	37,372.05	79.8%
11511150 500400 VEHICLE OPERATION	125,000	0	125,000	124,209.07	.00	790.93	99.4%
11511150 500401 VEHICLE GASOLINE	13,280	0	13,280	13,860.66	.00	-580.66	104.4%*
11511150 500402 VEHICLE DIESEL FUE	144,800	0	144,800	137,474.57	.00	7,325.43	94.9%
11511150 500404 VEHICLE MAINTENANC	35,000	0	35,000	55,760.95	.00	-20,760.95	159.3%*
11511150 500500 RADIO OPERATION	650	0	650	356.25	.00	293.75	54.8%
11511150 500501 RADIO MAINTENANCE	3,500	0	3,500	4,582.39	.00	-1,082.39	130.9%*
TOTAL DEPARTMENT OF PUBLIC WORKS	2,229,334	0	2,229,334	2,097,543.61	.00	131,790.43	94.1%

11512225 ENVIRONMENTAL SERVICES

11512225 500100 FULL TIME SALARIES	178,266	0	178,266	180,697.11	.00	-2,430.71	101.4%*
11512225 500115 OVER TIME SALARIES	10,726	0	10,726	11,908.31	.00	-1,182.01	111.0%*
11512225 500125 PART TIME SALARIES	8,832	0	8,832	10,803.00	.00	-1,971.00	122.3%*
11512225 500151 SICK	4,499	0	4,499	5,825.69	.00	-1,326.54	129.5%*
11512225 500175 ALLOWANCES	1,125	0	1,125	369.98	.00	755.02	32.9%
11512225 500200 NON CONTRACT SERVI	104,373	0	104,373	60,327.08	.00	44,045.84	57.8%
11512225 500201 CONTRACT SERVICES	1,195,832	0	1,195,832	1,116,136.85	.00	79,695.85	93.3%
11512225 500204 ENGINEERING FEES	15,000	0	15,000	17,429.83	.00	-2,429.83	116.2%*
11512225 500207 TRAVEL	720	0	720	632.65	.00	87.35	87.9%
11512225 500208 ADVERTISING	3,500	0	3,500	5,259.78	.00	-1,759.78	150.3%*
11512225 500210 TRAINING	200	0	200	.00	.00	200.00	.0%
11512225 500300 SUPPLIES	5,000	0	5,000	2,739.19	.00	2,260.81	54.8%
11512225 500301 POSTAGE	360	0	360	.00	.00	360.00	.0%
11512225 500302 OFFICE SUPPLIES	1,100	0	1,100	73.66	.00	1,026.34	6.7%
11512225 500303 PRINTED SUPPLIES	1,500	0	1,500	1,991.38	.00	-491.38	132.8%*
11512225 500305 EQUIPMENT	300	0	300	697.94	.00	-397.94	232.6%*
11512225 500306 EQUIPMENT MAINTENAN	5,318	0	5,318	6,847.50	.00	-1,529.10	128.8%*
11512225 500307 BUILDING MAINTENAN	500	0	500	678.20	.00	-178.20	135.6%*
11512225 500354 UTILITIES WATER	400	0	400	252.36	.00	147.64	63.1%
11512225 500356 UTILITIES ELECTRIC	18,360	0	18,360	12,311.19	.00	6,048.81	67.1%
11512225 500404 VEHICLE MAINTENANC	29,700	0	29,700	12,270.66	.00	17,429.34	41.3%
TOTAL ENVIRONMENTAL SERVICES	1,585,612	0	1,585,612	1,447,252.36	.00	138,359.51	91.3%

11513240 RECREATION

11513240 500100 FULL TIME SALARIES	148,635	0	148,635	150,238.37	.00	-1,603.13	101.1%*
11513240 500125 PART TIME SALARIES	105,857	0	105,857	106,996.73	.00	-1,139.73	101.1%*

Fiscal Year 2012-2013 ~ Year to date budget report



06/24/2014 09:43
rlchamplin

CITY OF SANFORD
YEAR-TO-DATE BUDGET REPORT

PG 13
glytdbud

FOR 2013 13

	ORIGINAL APPROP	TRANFRS/ ADJSTMTS	REVISED BUDGET	YTD EXPENDED	ENCUMBRANCES	AVAILABLE BUDGET	PCT USED
11513240 500151 SICK	1,850	0	1,850	1,845.48	.00	4.92	99.7%
11513240 500175 ALLOWANCES	225	0	225	225.00	.00	.00	100.0%
11513240 500200 NON CONTRACT SERVI	20,725	0	20,725	22,539.28	.00	-1,814.28	108.8%
11513240 500201 CONTRACT SERVICES	3,754	0	3,754	1,234.46	.00	2,519.54	32.8%
11513240 500205 DUES	380	0	380	580.00	.00	-200.00	152.6%
11513240 500206 EDUCATION	500	0	500	584.90	.00	-84.90	117.0%
11513240 500207 TRAVEL	400	0	400	.00	.00	400.00	.0%
11513240 500208 ADVERTISING	0	0	0	90.00	.00	-90.00	100.0%
11513240 500209 SUBSCRIPTIONS	30	0	30	30.00	.00	.00	100.0%
11513240 500210 TRAINING	305	0	305	100.00	.00	205.00	32.8%
11513240 500300 SUPPLIES	8,580	0	8,580	7,758.68	.00	821.32	90.4%
11513240 500301 POSTAGE	300	0	300	288.76	.00	11.24	96.3%
11513240 500302 OFFICE SUPPLIES	900	0	900	1,138.86	.00	-238.86	126.5%
11513240 500303 PRINTED SUPPLIES	650	0	650	239.00	.00	411.00	36.8%
11513240 500305 EQUIPMENT	0	0	0	449.00	.00	-449.00	100.0%
11513240 500351 UTILITIES TELEPHON	1,080	0	1,080	1,080.00	.00	.00	100.0%
11513240 500401 VEHICLE GASOLINE	2,158	0	2,158	1,345.62	.00	812.38	62.4%
11513240 500404 VEHICLE MAINTENANC	1,500	0	1,500	135.78	.00	1,364.22	9.1%
TOTAL RECREATION	297,830	0	297,830	296,899.92	.00	929.72	99.7%

11513260 PARKS

11513260 500100 FULL TIME SALARIES	115,978	0	115,978	111,510.23	.00	4,467.97	96.1%
11513260 500115 OVER TIME SALARIES	6,434	0	6,434	3,715.05	.00	2,719.11	57.7%
11513260 500125 PART TIME SALARIES	61,800	0	61,800	74,960.93	.00	-13,160.85	121.3%
11513260 500151 SICK	3,322	0	3,322	2,460.07	.00	862.17	74.0%
11513260 500175 ALLOWANCES	1,275	0	1,275	1,123.83	.00	151.17	88.1%
11513260 500200 NON CONTRACT SERVI	12,475	0	12,475	24,706.50	.00	-12,231.50	198.0%
11513260 500201 CONTRACT SERVICES	23,998	0	23,998	9,386.57	.00	14,611.23	39.1%
11513260 500205 DUES	150	0	150	70.00	.00	80.00	46.7%
11513260 500206 EDUCATION	300	0	300	100.00	.00	200.00	33.3%
11513260 500208 ADVERTISING	0	0	0	55.80	.00	-55.80	100.0%
11513260 500210 TRAINING	140	0	140	60.00	.00	80.00	42.9%
11513260 500300 SUPPLIES	26,975	0	26,975	30,805.97	.00	-3,830.97	114.2%
11513260 500304 SMALL TOOLS	550	0	550	.00	.00	550.00	.0%
11513260 500305 EQUIPMENT	4,150	0	4,150	6,175.68	.00	-2,025.68	148.8%
11513260 500306 EQUIPMENT MAINTENAN	5,900	0	5,900	5,700.11	.00	199.89	96.6%
11513260 500307 BUILDING MAINTENAN	5,050	0	5,050	4,666.41	.00	383.59	92.4%
11513260 500351 UTILITIES TELEPHON	600	0	600	600.00	.00	.00	100.0%
11513260 500352 UTILITIES FUEL OIL	2,640	0	2,640	2,799.51	.00	-159.51	106.0%
11513260 500354 UTILITIES WATER	2,890	0	2,890	3,050.56	.00	-160.56	105.6%



06/24/2014 09:43
rlchamplin

CITY OF SANFORD
YEAR-TO-DATE BUDGET REPORT

PG 14
glytdbud

FOR 2013 13

	ORIGINAL APPROP	TRANFRS/ ADJSTMTS	REVISED BUDGET	YTD EXPENDED	ENCUMBRANCES	AVAILABLE BUDGET	PCT USED
11513260 500355 UTILITIES SEWER	1,520	0	1,520	2,290.10	.00	-770.10	150.7%
11513260 500356 UTILITIES ELECTRIC	11,870	0	11,870	15,633.53	.00	-3,763.53	131.7%
11513260 500401 VEHICLE GASOLINE	6,640	0	6,640	4,856.75	.00	1,783.25	73.1%
11513260 500402 VEHICLE DIESEL FUE	9,050	0	9,050	5,878.27	.00	3,171.73	65.0%
11513260 500404 VEHICLE MAINTENANC	6,226	0	6,226	1,136.46	.00	5,089.54	18.3%
11513260 500500 RADIO OPERATION	300	0	300	72.00	.00	228.00	24.0%
TOTAL PARKS	310,233	0	310,233	311,814.33	.00	-1,580.85	100.5%

11513275 MTN. VIEW ACRES

11513275 500200 NON CONTRACT SERVI	500	0	500	.00	.00	500.00	.0%
11513275 500354 UTILITIES WATER	0	0	0	106.71	.00	-106.71	100.0%
TOTAL MTN. VIEW ACRES	500	0	500	106.71	.00	393.29	21.3%

11513280 CITY HALL/CITY ANNEX

11513280 500100 FULL TIME SALARIES	113,816	0	113,816	106,417.43	.00	7,398.33	93.5%
11513280 500115 OVER TIME SALARIES	2,752	0	2,752	1,299.35	.00	1,452.21	47.2%
11513280 500125 PART TIME SALARIES	2,400	0	2,400	3,001.40	.00	-601.40	125.1%
11513280 500151 SICK	2,444	0	2,444	2,291.22	.00	152.83	93.7%
11513280 500175 ALLOWANCES	1,050	0	1,050	773.14	.00	276.86	73.6%
11513280 500200 NON CONTRACT SERVI	13,135	0	13,135	7,681.57	.00	5,453.43	58.5%
11513280 500201 CONTRACT SERVICES	6,816	0	6,816	9,663.37	.00	-2,847.78	141.8%
11513280 500205 DUES	385	0	385	390.00	.00	-5.00	101.3%
11513280 500206 EDUCATION	1,500	0	1,500	40.00	.00	1,460.00	2.7%
11513280 500207 TRAVEL	0	0	0	8.00	.00	-8.00	100.0%
11513280 500209 SUBSCRIPTIONS	0	0	0	85.90	.00	-85.90	100.0%
11513280 500210 TRAINING	0	0	0	119.25	.00	-119.25	100.0%
11513280 500300 SUPPLIES	15,100	0	15,100	11,320.07	.00	3,779.93	75.0%
11513280 500302 OFFICE SUPPLIES	600	0	600	108.78	.00	491.22	18.1%
11513280 500304 SMALL TOOLS	300	0	300	.00	.00	300.00	.0%
11513280 500305 EQUIPMENT	3,850	0	3,850	2,812.74	.00	1,037.26	73.1%
11513280 500306 EQUIPMENT MAINTENAN	7,850	0	7,850	8,404.30	.00	-554.30	107.1%
11513280 500307 BUILDING MAINTENAN	4,500	0	4,500	17,211.12	.00	-12,711.12	382.5%
11513280 500351 UTILITIES TELEPHON	660	0	660	600.00	.00	60.00	90.9%
11513280 500352 UTILITIES FUEL OIL	34,650	0	34,650	32,398.54	.00	2,251.46	93.5%
11513280 500354 UTILITIES WATER	3,450	0	3,450	3,417.05	.00	32.95	99.0%
11513280 500355 UTILITIES SEWER	3,650	0	3,650	2,046.20	.00	1,603.80	56.1%

Fiscal Year 2012-2013 ~ Year to date budget report



06/24/2014 09:43
rlchamplin

CITY OF SANFORD
YEAR-TO-DATE BUDGET REPORT

PG 15
glytbdub

FOR 2013 13

	ORIGINAL APPROP	TRANFRS/ ADJSTMTS	REVISED BUDGET	YTD EXPENDED	ENCUMBRANCES	AVAILABLE BUDGET	PCT USED
11513280 500356 UTILITIES ELECTRIC	52,500	0	52,500	35,050.37	.00	17,449.63	66.8%
11513280 500500 RADIO OPERATION	1,000	0	1,000	.00	.00	1,000.00	.0%
11513280 500501 RADIO MAINTENANCE	100	0	100	.00	.00	100.00	.0%
TOTAL CITY HALL/CITY ANNEX	272,507	0	272,507	245,139.80	.00	27,367.16	90.0%

11514000 AIRPORT

11514000 500100 FULL TIME SALARIES	76,752	0	76,752	64,840.91	.00	11,911.09	84.5%
11514000 500115 OVER TIME SALARIES	6,224	0	6,224	5,553.03	.00	671.27	89.2%
11514000 500125 PART TIME SALARIES	40,974	0	40,974	43,134.23	.00	-2,160.47	105.3%*
11514000 500151 SICK	1,781	0	1,781	9,097.10	.00	-7,316.30	510.8%*
11514000 500175 ALLOWANCES	900	0	900	795.67	.00	104.33	88.4%
11514000 500200 NON CONTRACT SERVI	6,310	0	6,310	6,296.56	.00	13.44	99.8%
11514000 500201 CONTRACT SERVICES	21,600	0	21,600	21,660.73	.00	-60.73	100.3%*
11514000 500205 DUES	400	0	400	300.00	.00	100.00	75.0%
11514000 500206 EDUCATION	200	0	200	40.04	.00	159.96	20.0%
11514000 500207 TRAVEL	5,596	0	5,596	3,090.92	.00	2,505.08	55.2%
11514000 500208 ADVERTISING	2,500	0	2,500	50.00	.00	2,450.00	2.0%
11514000 500210 TRAINING	750	0	750	975.20	.00	-225.20	130.0%*
11514000 500300 SUPPLIES	2,160	0	2,160	2,834.23	.00	-674.23	131.2%*
11514000 500301 POSTAGE	200	0	200	42.14	.00	157.86	21.1%
11514000 500302 OFFICE SUPPLIES	200	0	200	262.51	.00	-62.51	131.3%*
11514000 500303 PRINTED SUPPLIES	120	0	120	.00	.00	120.00	.0%
11514000 500304 SMALL TOOLS	300	0	300	355.89	.00	-55.89	118.6%*
11514000 500305 EQUIPMENT	3,000	0	3,000	3,967.15	.00	-967.15	132.2%*
11514000 500306 EQUIPMENT MAINTENA	2,900	0	2,900	6,304.43	.00	-3,404.43	217.4%*
11514000 500307 BUILDING MAINTENAN	2,500	0	2,500	2,278.80	.00	221.20	91.2%
11514000 500351 UTILITIES TELEPHON	1,140	0	1,140	879.77	.00	260.23	77.2%
11514000 500352 UTILITIES FUEL OIL	1,650	0	1,650	1,348.73	.00	301.27	81.7%
11514000 500353 UTILITIES PROPANE	2,200	0	2,200	1,546.36	.00	653.64	70.2%
11514000 500354 UTILITIES WATER	340	0	340	354.56	.00	-14.56	104.3%*
11514000 500355 UTILITIES SEWER	280	0	280	297.80	.00	-17.80	106.4%*
11514000 500356 UTILITIES ELECTRIC	13,935	0	13,935	12,747.69	.00	1,187.31	91.5%
11514000 500401 VEHICLE GASOLINE	1,245	0	1,245	1,397.41	.00	-152.41	112.2%*
11514000 500402 VEHICLE DIESEL FUE	11,765	0	11,765	10,564.34	.00	1,200.66	89.8%
11514000 500404 VEHICLE MAINTENANC	4,000	0	4,000	3,133.94	.00	866.06	78.3%
11514000 500500 RADIO OPERATION	0	0	0	417.57	.00	-417.57	100.0%*
TOTAL AIRPORT	211,922	0	211,922	204,567.71	.00	7,354.15	96.5%

12015300 HISTORICAL COMMITTEE

12015300 500700 HISTORICAL COMMITT	9,498	0	9,498	9,498.00	.00	.00	100.0%
------------------------------------	-------	---	-------	----------	-----	-----	--------



06/24/2014 09:43
rlchamplin

CITY OF SANFORD
YEAR-TO-DATE BUDGET REPORT

PG 16
glytbdub

FOR 2013 13

	ORIGINAL APPROP	TRANFRS/ ADJSTMTS	REVISED BUDGET	YTD EXPENDED	ENCUMBRANCES	AVAILABLE BUDGET	PCT USED
TOTAL HISTORICAL COMMITTEE	9,498	0	9,498	9,498.00	.00	.00	100.0%
12015320 VETERANS MEMORIAL							
12015320 500700 VETERANS MEMORIAL	5,238	0	5,238	5,238.00	.00	.00	100.0%
TOTAL VETERANS MEMORIAL	5,238	0	5,238	5,238.00	.00	.00	100.0%
12015325 YCCA/SANFORD TRANSIT							
12015325 500700 YCCA/SANFORD TRANS	13,352	0	13,352	13,352.00	.00	.00	100.0%
TOTAL YCCA/SANFORD TRANSIT	13,352	0	13,352	13,352.00	.00	.00	100.0%
12015340 CHILDREN'S CENTER							
12015340 500700 CHILDREN'S CENTER	5,253	0	5,253	5,253.00	.00	.00	100.0%
TOTAL CHILDREN'S CENTER	5,253	0	5,253	5,253.00	.00	.00	100.0%
12015370 SO. ME. AGENCY ON AGING							
12015370 500700 SO. ME. AGENCY ON	823	0	823	823.00	.00	.00	100.0%
TOTAL SO. ME. AGENCY ON AGING	823	0	823	823.00	.00	.00	100.0%
12015380 TRAPTON SENIOR CITIZEN CENTER							
12015380 500700 TRAPTON SENIOR CIT	10,000	0	10,000	10,000.00	.00	.00	100.0%
TOTAL TRAPTON SENIOR CITIZEN CENTER	10,000	0	10,000	10,000.00	.00	.00	100.0%
12015390 KIDS FREE TO GROW							
12015390 500700 KIDS FREE TO GROW	667	0	667	667.00	.00	.00	100.0%

Fiscal Year 2012-2013 ~ Year to date budget report



06/24/2014 09:43
rlchamplin

CITY OF SANFORD
YEAR-TO-DATE BUDGET REPORT

PG 17
glytdbud

FOR 2013 13

	ORIGINAL APPROP	TRANFRS/ ADJSTMTS	REVISED BUDGET	YTD EXPENDED	ENCUMBRANCES	AVAILABLE BUDGET	PCT USED
TOTAL KIDS FREE TO GROW	667	0	667	667.00	.00	.00	100.0%
<hr/>							
12015395 YCCA CORPORATION							
<u>12015395 500700 YCCA CORPORATION</u>	3,677	0	3,677	3,677.00	.00	.00	100.0%
TOTAL YCCA CORPORATION	3,677	0	3,677	3,677.00	.00	.00	100.0%
<hr/>							
12015405 LITERACY VOLUNTEERS OF SANFORD							
<u>12015405 500700 LITERACY VOLUNTEER</u>	6,000	0	6,000	6,000.00	.00	.00	100.0%
TOTAL LITERACY VOLUNTEERS OF SANFORD	6,000	0	6,000	6,000.00	.00	.00	100.0%
<hr/>							
12516510 GOODALL MEMORIAL LIBRARY							
<u>12516510 500700 GOODALL MEMORIAL L</u>	385,607	0	385,607	385,607.00	.00	.00	100.0%
TOTAL GOODALL MEMORIAL LIBRARY	385,607	0	385,607	385,607.00	.00	.00	100.0%
<hr/>							
12516515 SPRINGVALE PUBLIC LIBRARY							
<u>12516515 500700 SPRINGVALE PUBLIC</u>	149,818	0	149,818	149,818.00	.00	.00	100.0%
TOTAL SPRINGVALE PUBLIC LIBRARY	149,818	0	149,818	149,818.00	.00	.00	100.0%
<hr/>							
12517420 OAKDALE CEMETERY							
<u>12517420 500100 FULL TIME SALARIES</u>	20,992	0	20,992	.00	.00	20,992.00	.0%
<u>12517420 500115 OVER TIME SALARIES</u>	0	0	0	3,990.00	.00	-3,990.00	100.0%*
<u>12517420 500125 PART TIME SALARIES</u>	21,120	0	21,120	23,796.00	.00	-2,676.00	112.7%*
<u>12517420 500200 NON CONTRACT SERVI</u>	1,500	0	1,500	174.00	.00	1,326.00	11.6%
<u>12517420 500201 CONTRACT SERVICES</u>	0	0	0	5,874.20	.00	-5,874.20	100.0%*



06/24/2014 09:43
rlchamplin

CITY OF SANFORD
YEAR-TO-DATE BUDGET REPORT

PG 18
glytdbud

FOR 2013 13

	ORIGINAL APPROP	TRANFRS/ ADJSTMTS	REVISED BUDGET	YTD EXPENDED	ENCUMBRANCES	AVAILABLE BUDGET	PCT USED
<u>12517420 500205 DUES</u>	0	0	0	50.00	.00	-50.00	100.0%*
<u>12517420 500300 SUPPLIES</u>	4,000	0	4,000	1,880.88	.00	2,119.12	47.0%
<u>12517420 500304 SMALL TOOLS</u>	200	0	200	.00	.00	200.00	.0%
<u>12517420 500305 EQUIPMENT</u>	2,000	0	2,000	409.00	.00	1,591.00	20.5%
<u>12517420 500306 EQUIPMENT MAINTENA</u>	1,000	0	1,000	786.64	.00	213.36	78.7%
<u>12517420 500307 BUILDING MAINTENAN</u>	1,000	0	1,000	89.30	.00	910.70	8.9%
<u>12517420 500351 UTILITIES TELEPHON</u>	600	0	600	743.59	.00	-143.59	123.9%*
<u>12517420 500356 UTILITIES ELECTRIC</u>	180	0	180	142.72	.00	37.28	79.3%
<u>12517420 500401 VEHICLE GASOLINE</u>	1,000	0	1,000	2,010.96	.00	-1,010.96	201.1%*
<u>12517420 500402 VEHICLE DIESEL FUE</u>	300	0	300	126.93	.00	173.07	42.3%
<u>12517420 500404 VEHICLE MAINTENANC</u>	1,500	0	1,500	.00	.00	1,500.00	.0%
TOTAL OAKDALE CEMETERY	55,392	0	55,392	40,074.22	.00	15,317.78	72.3%
<hr/>							
12517425 RIVERSIDE CEMETERY							
<u>12517425 500700 RIVERSIDE CEMETERY</u>	33,105	0	33,105	33,105.00	.00	.00	100.0%
TOTAL RIVERSIDE CEMETERY	33,105	0	33,105	33,105.00	.00	.00	100.0%
<hr/>							
12517430 CHAMBER OF COMMERCE							
<u>12517430 500700 CHAMBER OF COMMERC</u>	10,000	0	10,000	10,000.00	.00	.00	100.0%
TOTAL CHAMBER OF COMMERCE	10,000	0	10,000	10,000.00	.00	.00	100.0%
<hr/>							
13000000 DEBT							
<u>13000000 500832 GENERAL OBLIGATION</u>	1,138,195	0	1,138,195	1,138,193.46	.00	1.54	100.0%
TOTAL DEBT	1,138,195	0	1,138,195	1,138,193.46	.00	1.54	100.0%
<hr/>							
13500190 MISCELLANEOUS							
<u>13500190 500833 TIP FINANCING PLAN</u>	510,325	94,742	605,067	605,066.64	.00	.03	100.0%
TOTAL MISCELLANEOUS	510,325	94,742	605,067	605,066.64	.00	.03	100.0%

Fiscal Year 2012-2013 ~ Year to date budget report



06/24/2014 09:43
rlchamplin

CITY OF SANFORD
YEAR-TO-DATE BUDGET REPORT

PG 19
glytdbud

FOR 2013 13

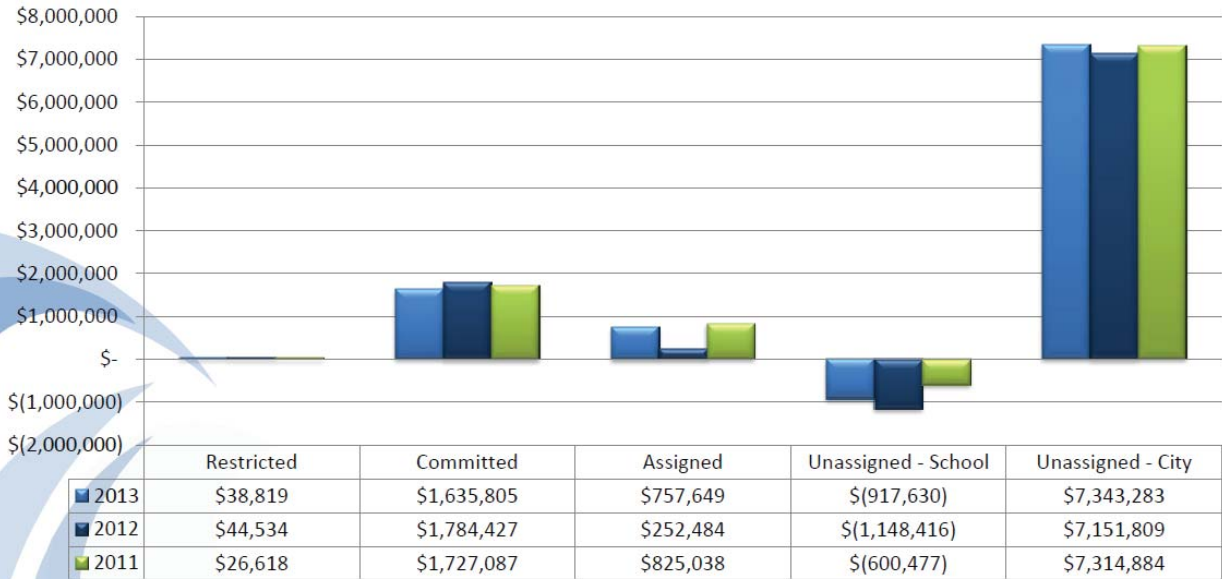
	ORIGINAL APPROP	TRANFRS/ ADJSTMTS	REVISED BUDGET	YTD EXPENDED	ENCUMBRANCES	AVAILABLE BUDGET	PCT USED
<u>13500195 MISCELLANEOUS</u>							
<u>13500195 500830 BANK SERVICE CHARG</u>	0	0	0	500.00	.00	-500.00	100.0%*
TOTAL MISCELLANEOUS	0	0	0	500.00	.00	-500.00	100.0%
<u>14000000 RESERVE ACCOUNTS</u>							
<u>14000000 500834 PAYROLL RESERVE</u>	21,668	0	21,668	21,668.00	.00	.00	100.0%
TOTAL RESERVE ACCOUNTS	21,668	0	21,668	21,668.00	.00	.00	100.0%
<u>14500000 COUNTY TAX</u>							
<u>14500000 500825 COUNTY TAX</u>	791,518	0	791,518	791,517.96	.00	.04	100.0%
TOTAL COUNTY TAX	791,518	0	791,518	791,517.96	.00	.04	100.0%



To view a full copy of the municipal audit please visit
the City Web-Site at
www.sanfordmaine.org

CITY OF SANFORD

GENERAL FUND – CITY FUND BALANCE



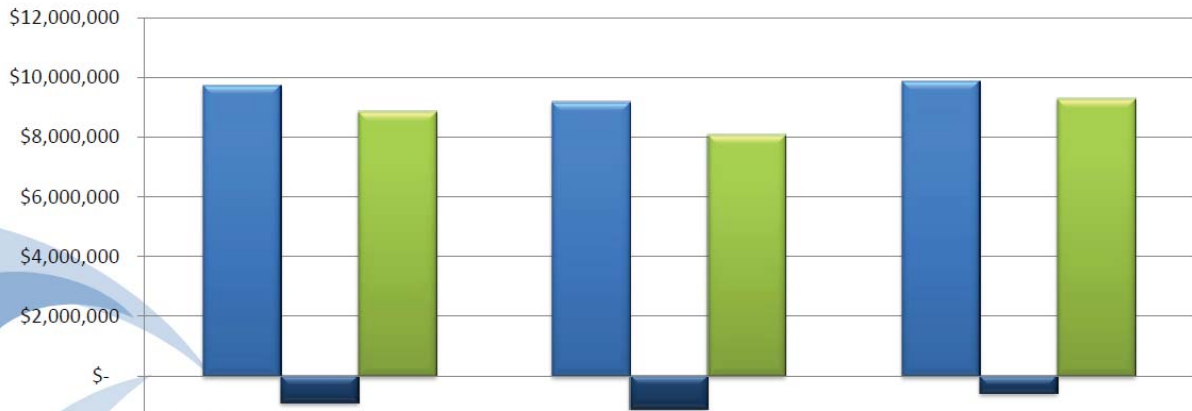
CITY OF SANFORD

GENERAL FUND – SCHOOL FUND BALANCE



CITY OF SANFORD

GENERAL FUND – COMBINED FUND BALANCE

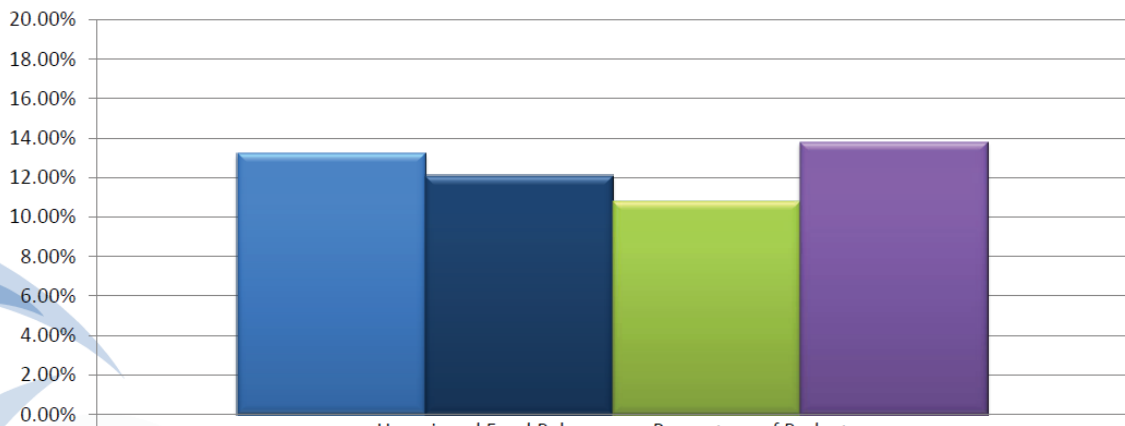


	2013	2012	2011
City	\$9,736,737	\$9,188,720	\$9,867,009
School	\$(878,811)	\$(1,103,882)	\$(573,859)
Total	\$8,857,926	\$8,084,838	\$9,293,150



CITY OF SANFORD

UNASSIGNED FUND BALANCE AS A PERCENTAGE OF BUDGET

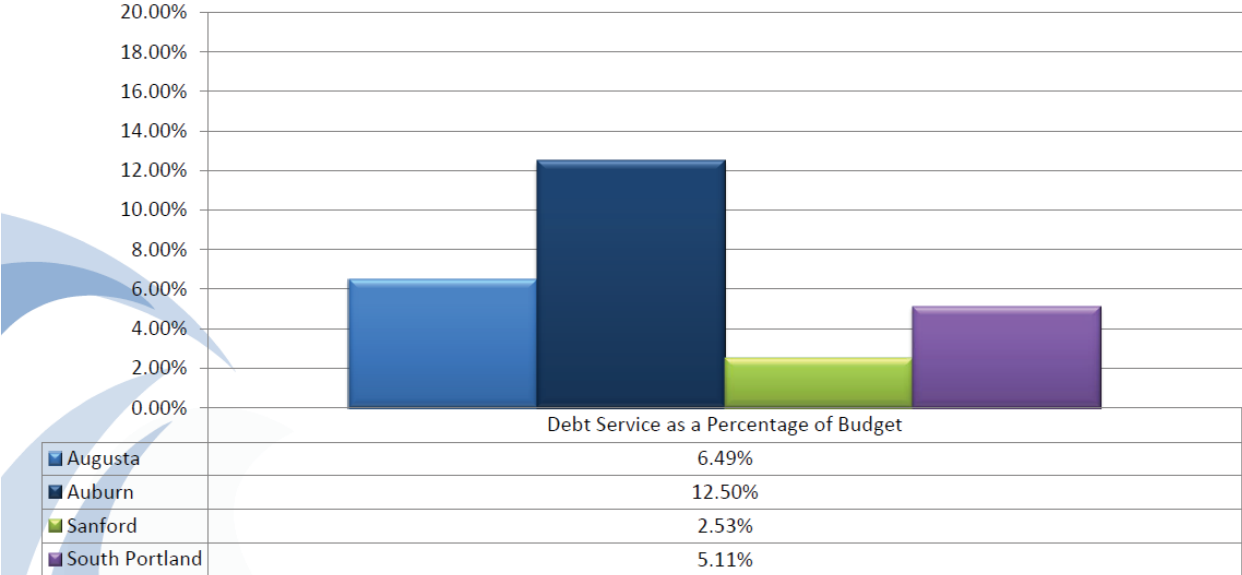


	Unassigned Fund Balance as a Percentage of Budget
Augusta	13.21%
Auburn	12.10%
Sanford	10.79%
South Portland	13.79%



CITY OF SANFORD

DEBT SERVICE AS A PERCENTAGE OF BUDGET



To view a full copy of the annual Municipal Audit
please visit the City Web-site at

www.sanfordmaine.org