

Orthography facilitates vocabulary learning for children with autism spectrum disorders (ASD)

Journal:	<i>Quarterly Journal of Experimental Psychology</i>
Manuscript ID:	QJE-STD 13-154.R2
Manuscript Type:	Standard Article
Date Submitted by the Author:	n/a
Complete List of Authors:	Lucas, Rebecca; Royal Holloway University of London, Psychology Norbury, Courtenay; Royal Holloway University of London, Psychology
Keywords:	Orthography, Reading, Vocabulary, Word Learning, Autism Spectrum Disorder

SCHOLARONE™
Manuscripts

RUNNING HEAD: Orthographic facilitation in ASD

Orthography facilitates vocabulary learning for children with autism spectrum disorders
(ASD)

Total word count (main text): 6967

Rebecca Lucas and Courtenay Frazier Norbury

Royal Holloway, University of London

Address for correspondence:

Rebecca Lucas

Department of Psychology

Royal Holloway, University of London

Egham

Surrey

TW20 0EX

Tel: +44 (0)1784 276627

Email: Rebecca.lucas.2010@rhul.ac.uk

RUNNING HEAD: Orthographic facilitation in ASD

Abstract

This study investigated the extent to which children with autism spectrum disorders (ASD) can use orthography to facilitate vocabulary learning, as is the case for typically developing (TD) children. Forty-one children aged 7-12, 20 with a formal diagnosis of ASD and 21 TD peers, were taught 16 low frequency concrete science words, such as 'breccia'. Half of the stimuli had the written word presented alongside a picture of the target item (orthography present: OP) while the remaining items were taught with orthography absent (OA). During the learning phase eye-movements were recorded; there were no group differences in the time spent fixating the written form. Production, comprehension and recognition of orthographic forms of new words were assessed immediately after learning and again after a 24 hour delay. The vocabulary learning of both groups was facilitated by the presence of orthography. Overall, the groups did not differ in comprehension of new words or recognition of new orthographic forms, although the children with ASD demonstrated superior phonological learning (as measured by a picture naming task) relative to TD peers. Additionally, both groups retained or increased new knowledge after 24 hours. The results suggest that presenting the written form during oral vocabulary teaching will enhance learning and provide a mechanism for children with ASD to increase word knowledge despite potential limitations in social learning.

Keywords: orthography; reading; vocabulary; word learning; autism spectrum disorder

RUNNING HEAD: Orthographic facilitation in ASD

1
2
3 Autism spectrum disorder (ASD) is a pervasive developmental disorder characterised
4
5 by impairments in social interaction and social communication in the context of restricted,
6
7 repetitive behaviours, interests and activities (APA, 2013). Limitations in social interaction
8
9 and social understanding are thought to contribute to language learning difficulties in children
10
11 with ASD, especially in the reduced ability to learn new words from social cues (Akechi et
12
13 al., 2011, Baron-Cohen, Baldwin, & Crowson, 1997; Gliga et al., 2012, Parish-Morris,
14
15 Hennon, Hirsh-Pasek, Golinkoff, & Tager-Flusberg, 2007; Preissler & Carey, 2005).
16
17 Nevertheless, word knowledge is extremely variable within ASD; some children present with
18
19 impoverished vocabularies while others develop extensive vocabularies that exceed
20
21 expectations for age (Kjelgaard & Tager-Flusberg, 2001). While individual differences in
22
23 social competence may explain some of the variance in vocabulary development (Luyster &
24
25 Lord, 2009), such heterogeneity also suggests that some children with ASD may acquire
26
27 vocabulary using alternative and less social mechanisms.
28
29
30

31
32 Reading is one avenue to vocabulary growth that might be especially beneficial for
33
34 children with ASD. Once literacy is established, individual differences in typically
35
36 developing (TD) children's vocabulary can be attributed to reading (Cunningham &
37
38 Stanovich, 2001), as many new words are encountered via text. TD children are proficient at
39
40 inferring new word meanings from surrounding linguistic context (Cain, Oakhill, & Elbro,
41
42 2003), but there is evidence that even the orthographic form of a new word in isolation may
43
44 serve to enhance spoken word learning (Henderson, Weighall, & Gaskell, 2013; Ricketts,
45
46 Bishop, & Nation, 2009; Rosenthal & Ehri, 2008). Children with ASD are often reported to
47
48 be skilled at word recognition and decoding, despite general weaknesses in reading
49
50 comprehension (Brown, Oram-Cardy, & Johnson, 2013; Randi, Newman, & Grigorenko,
51
52 2010). This suggests that while children with ASD may struggle to infer new meaning from
53
54 connected text, they might be proficient at using orthography to support new word learning,
55
56
57
58
59
60

RUNNING HEAD: Orthographic facilitation in ASD

an idea that supports the regular use of written text in picture-symbol communication systems (Frost & Bondy, 1994). Surprisingly, however, there is a dearth of research indicating that children with ASD actively use print to support learning. In this study we investigated whether children with ASD are able to use orthography to facilitate oral vocabulary learning to the same extent as typically developing peers.

The role of orthography in typical vocabulary development

Throughout the school years, there is a reciprocal relationship between vocabulary and literacy; word knowledge supports early reading comprehension, but once reading skill develops vocabulary can additionally be acquired through print (Nagy, Herman, & Anderson, 1985). Ehri (1992, 1998, 2005) suggested that familiarity with the written form of a word enhances word learning because the letters in the printed word provide cues to pronunciation, therefore facilitating mapping of orthography to phonology. Similarly, it has been suggested that the written form generates an orthographic image pertaining to the word and this supports memory of the pronunciation (Ricketts, et al., 2009; Rosenthal & Ehri, 2008). This is consistent with dual-coding theory (Sadoski, 2005) which proposes that additional sources of information, for example a visual representation supplementing a verbal representation, strengthens the mental representations of a word within the lexicon, aiding future access and retrieval. Exposure to the orthographic form may enable more fine-tuned specification of the phonological representation (Muneaux & Ziegler, 2004) and potentially enhances semantic learning. For example, adults learn definitions more rapidly for words presented with orthography, relative to those presented only in the auditory domain (Nelson, Balass, & Perfetti, 2005). Furthermore, children learn visual-verbal pairings more easily than verbal-verbal pairings (Hulme, Goetz, Gooch, Adams, & Snowling, 2007).

Experimental research has consistently demonstrated that orthography, in addition to phonological and semantic information, facilitates oral vocabulary learning for TD children

RUNNING HEAD: Orthographic facilitation in ASD

1
2
3 (Reitsma, 1983; Ricketts, et al., 2009; Rosenthal & Ehri, 2008). These studies introduce
4
5 children to novel phonological forms and referents while manipulating the presence of
6
7 orthography. For instance, Reitsma (1983) taught 16 TD children (mean age 8;3) six non-
8
9 words, three with orthography present (OP) and three with orthography absent (OA). During
10
11 the learning phase they categorised the stimuli as either animals or fruits and this continued
12
13 until the children could correctly classify all six words. During the test phase, children were
14
15 asked to categorise each word six times; words taught with OP were categorised faster and
16
17 more accurately than words in the OA condition.
18
19

20
21 Recently, Ricketts et al. (2009) taught 58 TD children (aged 8-9 years) 12 non-words
22
23 paired with pictures of novel objects. Children were familiarised with the words prior to
24
25 learning and then exposed to each stimulus six times in the learning phrase. Performance on a
26
27 non-word to picture matching post-test was close to ceiling, but response times indicated that
28
29 children responded more quickly to words learned in the OP condition relative to words
30
31 learned without orthography. Similar findings have also been reported by Rosenthal and Ehri
32
33 (2008), who taught 52 TD children (mean age 7;7) real, low-frequency concrete rare nouns
34
35 (e.g. cur, wimple). This research indicates that TD children benefit from viewing the written
36
37 form during oral vocabulary learning; specifically it helps them learn the pronunciation,
38
39 meaning and spelling of the new word.
40
41

42 43 **Vocabulary Learning in ASD**

44
45 Previous studies of vocabulary acquisition in ASD have largely relied on the fast-
46
47 mapping paradigm, in which children are briefly exposed to a novel word and then assessed
48
49 on word recognition tasks immediately after learning. Traditionally, research has focused on
50
51 the social-cognitive deficits associated with autism that may derail language acquisition
52
53 (Baron-Cohen, et al., 1997; Luyster & Lord, 2009; McDuffie, Yoder, & Stone, 2006; Preissler
54
55 & Carey, 2005). This research has demonstrated that although many children with ASD are
56
57
58
59
60

RUNNING HEAD: Orthographic facilitation in ASD

1
2
3 impaired at interpreting social cues, they can learn new words when social cues are salient
4
5 (Norbury, Griffiths & Nation, 2010; Parish-Morris, et al., 2007), perhaps by relying on
6
7 associative learning mechanisms (Parish-Morris et al., 2007; Preissler, 2008). Additionally,
8
9 participant characteristics may contribute to individual differences in word learning; Luyster
10
11 and Lord (2009) found that children with ASD who developed age-appropriate vocabularies
12
13 learned word-object mappings as effectively as TD children matched for expressive language
14
15 ability. Eight children with ASD were excluded from the study as they were unable to pass
16
17 the entry task and these children had significantly lower verbal and non-verbal IQ scores than
18
19 participating children. In non-social tasks, children with ASD can use mutual exclusivity to
20
21 map novel words to novel objects over objects they already know (de Marchena, Eigsti,
22
23 Worek, Ono, & Snedeker, 2011; Preissler & Carey, 2005). In addition, Norbury et al. (2010)
24
25 found that children with ASD were especially proficient at learning the phonological forms of
26
27 new words, as evidenced by superior performance on a picture naming task immediately after
28
29 learning. The advantage for phonological learning was not evident four weeks later, however,
30
31 as the performance of TD children increased over time, while the performance of the children
32
33 with ASD remained stable.
34
35
36
37

38
39 Early proficiency in phonological learning mirrors early proficiency in phonological
40
41 decoding and sight word reading that is characteristic of many, although not all, children with
42
43 ASD (Nation, Clarke, Wright, & Williams, 2006; Norbury & Nation, 2011). Such word
44
45 reading skill may provide an alternative or additional route to vocabulary learning. However,
46
47 many children with ASD demonstrate a 'poor comprehender' profile in which reading
48
49 comprehension skills lag behind chronological age expectations and word reading ability
50
51 (Nation et al., 2006), which may limit the beneficial effects of orthography for aspects of new
52
53 word learning. For instance, non-autistic poor comprehenders are able to use orthography to
54
55 learn new phonological and orthographic forms, but have specific difficulty learning semantic
56
57
58
59
60

RUNNING HEAD: Orthographic facilitation in ASD

1
2
3 information about those forms (Nation, Snowling, & Clarke, 2007; Ricketts, Bishop, &
4
5 Nation, 2008). Thus, learning semantic information might remain challenging for children
6
7 with ASD regardless of the availability of orthography.
8

9
10 Further insight into the role of orthography can be provided by considering whether
11
12 children with other developmental disorders can use their reading skills to learn new words.
13
14 Like children with ASD, individuals with Down Syndrome (DS) have decoding skills that are
15
16 superior to text comprehension (Snowling, Nash, & Henderson, 2008). Mengoni, Nash and
17
18 Hulme (2013) taught 17 children with DS and 27 younger TD children matched for word
19
20 reading ability 10 non-words, five with the orthography present and five with orthography
21
22 replaced by three randomly selected Greek or Cyrillic letters. The participants were exposed
23
24 to each stimuli 12 times and learning was assessed 10-15 minutes after training. The presence
25
26 of orthography aided spoken comprehension (word to picture matching) and production
27
28 (picture naming) of the words and there were no significant differences between children with
29
30 DS and the TD comparison group. These results are encouraging as they suggest that
31
32 providing children with ASD with the written form of a word may enhance knowledge of
33
34 phonological aspects of the word.
35
36

37 38 **Retaining new knowledge over time**

39
40 In order to be beneficial, knowledge must be retained after a delay. Research has
41
42 demonstrated that both recognition and recall of non-words improves after a period of
43
44 consolidation (typically involving sleep) for both children and adults (Brown, Weighall,
45
46 Henderson & Gaskell, 2012; Henderson, Weighall, Brown & Gaskell, 2012; Dumay &
47
48 Gaskell, 2007; Tamminen, Payne, Stickgold, Wamsley & Gaskell, 2010). There is little
49
50 evidence regarding consolidation of phonological knowledge for children with ASD.
51
52 However, Norbury, et al. (2010) taught 6-7 year old children with ASD non-word names for
53
54 novel items and tested retention after four weeks. Initially, the children with ASD achieved
55
56
57
58
59
60

RUNNING HEAD: Orthographic facilitation in ASD

1
2
3 greater accuracy on a picture naming task than the TD children, and their performance
4
5 remained stable four weeks later. In contrast, naming ability increased significantly for TD
6
7 children, despite no further exposure to the novel words.
8

9
10 There are contradictory findings regarding the consolidation of semantic knowledge.
11
12 Nation et al. (2007) and Ricketts et al. (2008) taught TD children non-words and assessed
13
14 semantic knowledge through a word to picture matching task. Performance remained stable
15
16 over time, indicating that knowledge was retained but did not increase. In contrast,
17
18 Henderson et al. (2013) found that the quality of definitions for taught science words were
19
20 greater 24 hours after training than immediately after, and further increased after 7 days. The
21
22 discrepancy between studies could be attributable to differences in task demands or the use of
23
24 real-word versus non-word stimuli.
25
26

27
28 Poor comprehenders are significantly worse than TD peers at retaining new semantic
29
30 information (Nation, et al., 2007; Ricketts, et al., 2008). Similarly, Norbury et al. (2010)
31
32 found that children with ASD provided fewer semantic details about novel items than TD
33
34 peers immediately after learning and group differences were more pronounced four weeks
35
36 later, although in this study semantic details were learned incidentally, rather than explicitly
37
38 presented. Therefore, although phonological information may be retained for children with
39
40 ASD, this may not be the case for semantic information.
41
42

43
44 To date, little is known about consolidation of orthographic learning in children.
45
46 Henderson et al. (2013) assessed phonological learning of new words in young, typically
47
48 developing children aged 5-9 years and new words were presented with either additional
49
50 semantic information, or additional orthographic information. Phonological recall was
51
52 superior seven days later in the semantic condition, but not in the orthography condition. On
53
54 an explicit measure of orthographic learning, the ability to recognise the new written forms
55
56 was maintained over seven days, but did not significantly improve over time. However, in
57
58
59
60

RUNNING HEAD: Orthographic facilitation in ASD

1
2
3 this case, the lack of a consolidation effect may be due to ceiling effects in the orthographic
4
5 choice task immediately after learning.
6

7
8 One limitation of previous work is that, in the majority of cases, children have been
9
10 asked to learn non-words (e.g. biscial), often presented as ‘alien’ words. Although this ensures
11
12 that the stimuli are unfamiliar to all participants and allows stimuli characteristics to be
13
14 rigorously controlled, it is questionable whether participants generally, and children with
15
16 developmental disorders specifically, treat non-words in a similar fashion to words which
17
18 have some relevant meaning (Potts, John, & Kirson, 1989). It may be that retention of
19
20 information is improved when there is potential for longer term benefit of knowing the words
21
22 for scholastic purposes. The inclusion of curriculum based vocabulary could also provide a
23
24 test for word learning in more ecologically valid contexts. Indeed, Henderson et al. (2013)
25
26 found improvements in the recall and recognition of newly learned science vocabulary in
27
28 typically developing children 24 hours after instruction, with improvement continuing seven
29
30 days later in the absence of further instruction. The current study focuses on learning science
31
32 vocabulary as we felt that a focus on factual, curriculum based content would be more
33
34 accessible and motivating for children with ASD and their TD peers.
35
36
37

38 **The current study**

39
40 The current study investigated whether orthography facilitates oral vocabulary
41
42 learning for children with ASD, as it does for typically developing children and children with
43
44 neurodevelopmental disorders such as Down syndrome. The study advances current research
45
46 on word learning in ASD in a number of key ways. First, we test the extent to which children
47
48 with ASD use relative strengths in phonological processing and single word reading, to learn
49
50 new information. Second, we test word learning in a non-social yet ecologically relevant
51
52 context. Third, we measure both initial learning and retention of knowledge in three domains,
53
54 production (phonological learning), comprehension (semantic learning) and written form
55
56
57
58
59
60

RUNNING HEAD: Orthographic facilitation in ASD

1
2
3 recognition (orthographic learning). Fourth, we presented children with real, low frequency
4
5 science words from the UK National Curriculum. We anticipated that science topics would
6
7 be particularly motivating for children and would be important for establishing evidence-
8
9 based strategies for teaching and learning in ASD (cf. Henderson et al., 2013). Finally, we
10
11 included an objective measure of the extent to which children visually focus on the
12
13 orthographic form, in order to better understand any potential group differences in how
14
15 children use orthography to support word learning. The study allowed us to answer three key
16
17 questions:
18
19

- 20
21 1. Does the presence of orthography facilitate oral vocabulary learning of children with
22
23 ASD? It was hypothesised that orthography would support the phonological, semantic
24
25 and orthographic learning of both groups. However, we anticipated group differences
26
27 on overall task accuracy. We predicted that children with ASD would be more
28
29 proficient at picture naming than their TD peers (cf. Norbury et al., 2010), but poorer
30
31 at semantic learning relative to TD peers (on the basis of the poor comprehender
32
33 literature, cf. Nation et al., 2007; Ricketts et al., 2008). Group differences regarding
34
35 orthographic learning were less certain, as orthographic learning has not been
36
37 previously assessed in ASD.
38
39
- 40
41 2. Is newly learned information retained over a 24 hour period? Based on previous
42
43 research, we anticipated that newly learned information would be maintained over a
44
45 24-hour period across all three tasks (Henderson et al., 2013). Henderson and
46
47 colleagues did not observe improvements in word form recognition (orthographic
48
49 choice) at 24-hours or seven days for TD children. However, after 24 hours there was
50
51 an increase in semantic knowledge, as assessed by both spoken word to picture
52
53 matching and definitions tasks. Additionally, previous studies have reported
54
55 improvements in picture naming (an index of phonological learning) over time for TD
56
57
58
59
60

RUNNING HEAD: Orthographic facilitation in ASD

children, but not for children with ASD (cf. Norbury et al., 2010). We therefore expected similar improvements in naming for TD children over 24 hours that would not be evident in participants with ASD.

3. Are any group differences in learning and retention due to initial differences in visual attention to the orthographic form? Recent studies have highlighted both enhanced perceptual capacity in individuals with ASD (Remington, Swettenham, & Lavie, 2012) and differences in top-down control of visual attention (Kelly, Walker, & Norbury, 2013) either of which may contribute to group differences in visual fixations to orthographic forms. We therefore recorded eye-movements during learning trials to index the amount of time spent looking at the printed word relative to the image.

Method

Participants

Forty-seven children aged 7-12 years were recruited to the study. Children with ASD (n = 26, 19 male) all held an existing diagnosis based on DSM-IV/ICD-10 criteria from a multi-disciplinary team external to the research group and were currently in receipt of a statement of special educational need for placement in a specialist school or unit serving children with ASD. In addition, they met criteria for ASD on module 3 of the Autism Diagnostic Observation Schedule (ADOS; Lord, Rutter, DiLavore, & Risi, (2000). Twenty-one TD children (12 male) were recruited from local schools and communities and did not have any reported special educational needs or a history of ASD, language delay or literacy difficulties. The study protocol was approved by the Research Ethics Committee at Royal Holloway, University of London. Informed, written consent was obtained from all parents and verbal assent was obtained from all children prior to assessment.

Non-verbal and verbal abilities were assessed using the Matrix Reasoning and Vocabulary Definitions sub-tests of the Wechsler Abbreviated Scales of Intelligence (WASI;

RUNNING HEAD: Orthographic facilitation in ASD

Wechsler, 1999). Vocabulary was measured using the Expressive One Word Picture Vocabulary Test (Gardner, 1990a), a picture naming task, and the Receptive One Word Picture Vocabulary Test (Gardner, 1990b), a spoken word to picture matching task. Single word reading and phonological decoding was assessed using the sight word efficiency (SWE) and phonemic decoding efficiency (PDE) subtests of the Test of Word Reading Efficiency (TOWRE: Torgesen, Wagner, & Rashotte, 1999). The TOWRE requires children to read lists of words or non-words respectively and the number read accurately in 45 seconds is recorded, providing a measure that combines both reading accuracy and reading fluency.

In order to ensure that all children had sufficient reading skill to use the written form for learning, inclusion criteria stipulated that children achieved a minimum raw score of 10 (age equivalent of 7 years) on the PDE subtest of the TOWRE. This resulted in the exclusion of six children with ASD. Thus, 20 participants with ASD (15 male) were included in the study. Groups were matched on raw and standard scores of the PDE. We selected non-word, as opposed to real-word, reading because non-words provide a 'purer' measure of phonological decoding, less subject to the influences of existing vocabulary and reading comprehension abilities (Nation & Snowling, 1998). Indeed, although the groups did not differ significantly on chronological age or cognitive ability, they differed significantly on measures of measures of expressive and receptive vocabulary and sight word reading, though mean scores were within the average range (see Table 1).

INSERT TABLE 1 ABOUT HERE

Materials

Two lists of eight low-frequency words associated with secondary school (ages 11-16) science curriculum were constructed from stimuli created by Henderson et al. (2013, see Appendix for complete list of stimuli). Each list contained three words relating to animals (e.g. 'smolt'), two words relating to plants (e.g. 'lantana') and three words relating to neither

RUNNING HEAD: Orthographic facilitation in ASD

1
2
3 animals nor plants (other category, e.g. 'breccia'). Lists were counterbalanced across
4
5 participants. Words were rated for age of acquisition, familiarity, and imageability by 18
6
7 educational professionals (teachers, teaching assistants) and researchers who work with
8
9 children (mean age 26.4 years; SD = 4.82 years; 4 males, 14 females; Henderson et al., 2013).
10
11 As summarised in Table 2, the words in Set A and B were closely matched for age of
12
13 acquisition (AOA), familiarity, imageability and length (number of letters and number of
14
15 syllables). The images were colour photographs obtained from www.clipart.com and
16
17 www.fotosearch.com/clip-art, as children are able to generalise word meanings from picture
18
19 books better if the books contain realistic photographs or colour drawings rather than simple
20
21 line drawings (e.g., Simcock & DeLoache, 2006, 2008; Tare, Chiong, Ganea, & DeLoache,
22
23 2010).
24
25

26
27 ***INSERT TABLE 2 ABOUT HERE***
28

29 30 **Procedure**

31
32 The experiment had a 'learning' phase and a 'test' phase and was programmed using
33
34 E-Prime (Psychology Software Tools, Pittsburgh, PA). Prior to the learning phase each word
35
36 was heard once by the children and they were asked whether they knew the word. Any YES
37
38 responses were probed further (i.e. by asking children to provide a definition 'what is an X;
39
40 what do you know about an X'). None of the children provided an accurate definition for any
41
42 of the words. In addition to ensuring that the stimuli were unknown, this procedure
43
44 familiarised the children with the words prior to learning (cf. Ricketts et al., 2009).
45
46

47 48 **Learning phase.**

49
50 During the learning phase, eye-movements were recorded binocularly using a Tobii
51
52 T120 eye tracker, which has an average gaze position error of 0.5° and a spatial resolution of
53
54 0.2°. Although the T120 can sample at a maximum rate of 120Hz, it is less tolerant of the
55
56 extreme head movements observed in some of our ASD participants. Consequently, a 60 Hz
57
58
59
60

RUNNING HEAD: Orthographic facilitation in ASD

1
2
3 sampling rate was utilised for this study. Children viewed the screen from a distance of
4
5 60cm. Prior to testing, a 5-point calibration and validation procedure was conducted in Tobii
6
7 Studio software and repeated throughout the testing session as required. Raw data were
8
9 extracted and analysed using custom written Matlab (The Mathworks, MA) code. Two
10
11 regions of interest (ROIs) were identified: the picture region measuring $10.5^\circ \times 10.7^\circ$ visual
12
13 angle and the word region measuring $7^\circ \times 2.8^\circ$. Fixations were defined as stable looking
14
15 ($\pm 0.5^\circ$) for a minimum of 100 ms. Eye-tracking data was unavailable for one TD participant
16
17 due to technical error.
18
19

20
21 During the learning phase, children heard a word paired with the corresponding
22
23 picture. The picture remained on the screen for 500ms. The 16 stimuli (eight presented with
24
25 OP and eight OA) were presented in random order. During the first exposure, children
26
27 listened to the words whilst viewing the pictures on the computer screen. On the second
28
29 exposure, trials were followed with the question 'Is this to do with animals or plants or
30
31 neither?' Children responded by pressing the relevant keyboard key (marked a, p, o with
32
33 stickers). Visual feedback regarding accuracy was provided. During the learning phase
34
35 children were exposed to each stimulus twice, as piloting with four exposures yielded ceiling
36
37 effects on two of the three post-tests for TD children.
38
39

40 **Test phase.**

- 41
42 Phonological, semantic and orthographic learning were assessed through three tasks.
43
44
- 45 1. Picture naming: Children were presented with a picture and asked to name it, providing an
46
47 index of phonological learning. Presentation order was randomised and accuracy was
48
49 recorded.
50
 - 51 2. Spoken word-picture matching: Children heard a spoken word accompanied by four
52
53 images. One of these was the target stimuli and the other three items were distracter items
54
55 from the stimulus set. Children were asked to identify the relevant picture by pressing the
56
57
58
59
60

RUNNING HEAD: Orthographic facilitation in ASD

1
2
3 appropriate keyboard key (marked 1, 2, 3 or 4 with stickers). Presentation order was
4
5 randomised and accuracy was recorded. This task measures comprehension of newly
6
7 learned words and taps very basic semantic knowledge.
8

- 9
10 3. Orthographic choice task: Children heard a word accompanied by the written form and a
11
12 foil (e.g. 'catalyst' and 'catalist'). They were instructed to identify the correct spelling by
13
14 pressing the corresponding key on the keyboard. Presentation order was randomised and
15
16 accuracy was recorded.
17

18
19 On Day 1, there was a 5-10 minutes break between the learning and the test phase
20
21 during which time children completed the matrix reasoning task. The three learning outcome
22
23 measures were re-administered the following day.
24

25 Results

26 Do Children with ASD Fixate on Orthography to the Same Extent as TD Peers?

27
28 The average duration of fixations to each of the word and picture ROIs, as well as the
29
30 percentage of total fixations to each of these regions was examined (Table 3). In the
31
32 orthography present condition, there were no significant group differences in average fixation
33
34 duration or percentage of total fixations to the word region, $t_s < 1$. There were, however,
35
36 marginal differences in the duration of looking time to the picture, with the TD group gazing
37
38 on average 300ms longer than ASD peers, $t(38) = 1.96, p = .057$. The percentage of total
39
40 fixations made to the picture region was similar between groups in the OP condition, $t(38) =$
41
42 $.19, p = .85$. In the OA condition, both groups spent considerably more time fixating the
43
44 picture region and there were no group differences in total fixation time, $t(37) = 1.70, p = .10$,
45
46 or percentage of fixations to the picture region, $t(37) = 1.56, p = .13$. There were marginal
47
48 differences in the duration, $t(37) = 2.00, p = .05$ and percentage of looking times, $t(37) = 1.96,$
49
50 $p = .058$, to the word region. The ASD group looked slightly more frequently to this region,
51
52 even though there was nothing in it.
53
54
55
56
57
58
59
60

RUNNING HEAD: Orthographic facilitation in ASD

INSERT TABLE 3 ABOUT HERE

Does Orthography Facilitate Vocabulary Learning and is Knowledge Retained?

Picture naming.

This was a challenging task, with mean accuracy rates of less than 12% on Day 1, rising to 38% on Day 2. Four children (two TD and two with ASD) were unable to name any pictures correctly. Nevertheless, as illustrated in Figure 1, the presence of orthography did support picture naming accuracy in both groups. Raw scores were entered into a 2 (group: TD versus ASD) x 2 (orthography: OP versus OA) x 2 (day) repeated measures analysis of variance. There was a main effect of orthography by participants $F_1(1, 39) = 32.08, p < .001, \eta_p^2 = .45$ and by items $F_2(1, 15) = 16.43, p = .001, \eta_p^2 = .52$, confirming that items learned in the OP condition were named more accurately than the items in the OA condition. There was also a main effect of day $F_1(1, 39) = 34.69, p < .001, \eta_p^2 = .47; F_2(1, 15) = 12.48, p = .003, \eta_p^2 = .45$, with higher accuracy scores attained on Day 2. There was a small, but significant main effect of group by participants, $F_1(1, 39) = 4.14, p = .049, \eta_p^2 = .10$, but this was not significant by items, $F_2(1, 15) = 1.74, p = .21, \eta_p^2 = .10$. Children with ASD tended to name more pictures accurately than TD peers, although the effect size was small. There was a day x orthography interaction by group, $F_1(1, 39) = 4.76, p = .035, \eta_p^2 = .11$, but not by items, $F_2 < 1$. In general, the effect of OP was more pronounced on Day 2. None of the other interaction terms were significant, all $F_s < 1$.

INSERT FIGURE 1 ABOUT HERE

Spoken word to picture matching.

Overall, accuracy scores averaged between 62% and 81% correct for both groups, indicating that despite relatively few exposures, children were able to learn the words well enough to distinguish them from other items to which they had been exposed. A 2 (group) x 2 (orthography) x 2 (day) repeated measures ANOVA was conducted on word to picture

RUNNING HEAD: Orthographic facilitation in ASD

1
2
3 matching accuracy scores (maximum score = 8). As illustrated by Figure 2, there was a main
4
5 effect of orthography by participants $F_1(1, 39) = 6.33, p = .016, \eta_p^2 = .14$ and by items $F_2(1,$
6
7 $15) = 5.04, p = .04, \eta_p^2 = .25$, with higher accuracy scores for items learned with OP. There
8
9 was no main effect of day $F_1(1, 39) = 1.69, p = .20, F_2(1, 15) = .34, p = .57$, and no main
10
11 effect of group $F_1(1, 39) = .09, p = .77, F_2(1, 15) = .51, p = .49$. There was a significant
12
13 orthography x group interaction by group, $F_1(1, 39) = 5.01, p = .031, \eta_p^2 = .14$, but not by
14
15 items, $F_2 < 1$. Paired samples t-tests demonstrated that there was no significant difference
16
17 between the OP and OA accuracy scores for the TD group, $t(20) = .22, p = .825$. The ASD
18
19 group, however, achieved significantly higher scores for words learned in the OP condition
20
21 relative to the OA condition, $t(20) = 3.00, p = .007, \eta^2 = .32$.

22
23
24
25 ***INSERT FIGURE 2 ABOUT HERE***

26 27 **Orthographic choice.**

28
29 As with the word to picture matching task, accuracy on the orthographic choice task
30
31 was uniformly high, averaging between 62% and 87% correct. A 2 (group) x 2 (orthography)
32
33 x 2 (day) repeated measures ANOVA revealed a main effect of orthography by participants
34
35 $F_1(1,39) = 20.27, p < .001, \eta_p^2 = .34$ and by items $F_2(1, 15) = 9.09, p = .009, \eta_p^2 = .38$, such
36
37 that items learned with OP were more accurate than the items learned without orthography.
38
39 There were no main effects of day, F_1 and $F_2 < 1$. The main effect of group approached
40
41 significance, $F_1(1, 39) = 3.52, p = .068, \eta_p^2 = .08; F_2(1, 15) = 4.13, p = .06, \eta_p^2 = .22$, with
42
43 tendency for the TD group to achieve higher accuracy scores than the ASD group. None of
44
45 the interaction terms were significant by group or by items, all $F_s < 1$.

46
47
48
49 ***INSERT FIGURE 3 ABOUT HERE***

50 51 **Summary.**

52
53 Orthography facilitated the learning of phonological, semantic and orthographic
54
55 characteristics of new words for children with ASD and their TD peers. Children with ASD
56
57

RUNNING HEAD: Orthographic facilitation in ASD

1
2
3 learned phonological information more readily than their TD peers. While there was a trend
4
5 for the TD group to show superior orthographic learning overall, children with ASD
6
7 benefitted more from the presence of orthography in learning new orthographic forms. There
8
9 were no group differences in terms of semantic learning. Both groups retained semantic and
10
11 orthographic knowledge from Day 1 to Day 2, and naming accuracy (an index on
12
13 phonological learning) increased overnight for both groups.
14
15

16 **Discussion**

17
18 This study investigated whether orthography facilitates oral vocabulary learning for
19
20 school-aged children with ASD who, as a group, had age appropriate decoding skills.
21
22 Children were taught 16 low-frequency science words and learning was assessed via three
23
24 post-tests; picture naming, spoken-word to picture matching and orthographic choice. The
25
26 key finding is that orthography facilitated learning for both groups of children, particularly
27
28 phonological and orthographic details of new words, and that new information was retained
29
30 over a 24-hour period. In the remainder of this paper we return to the questions posed in the
31
32 introduction.
33
34
35

36 **Does orthography support oral vocabulary learning for children with ASD?**

37
38 Vocabulary learning is facilitated by the presence of orthography for TD children
39
40 (Reitsma, 1983; Ricketts, et al., 2009; Rosenthal & Ehri, 2008) and children with Down
41
42 syndrome (Mengoni, et al., 2013). The present study extends these findings by demonstrating
43
44 for the first time that this is also the case for children with ASD who had developed proficient
45
46 phonological decoding and single word reading skills.
47
48

49
50 There were, however, subtle differences between children with ASD and their
51
52 typically developing peers. Consistent with previous research (Norbury, et al., 2010),
53
54 children with ASD learned the names of the new items more readily than their TD peers,
55
56 suggesting that immediate phonological learning may be an area of strength for some children
57
58
59
60

RUNNING HEAD: Orthographic facilitation in ASD

1
2
3 with ASD and may circumvent social-cognitive limits to word learning. However, the
4
5 performance of the children with ASD was significantly poorer than the TD group on
6
7 standardised measures of vocabulary knowledge and single, sight-word reading proficiency.
8
9 Thus, there is a disparity between children with ASD's ability to acquire information about
10
11 new word forms and meanings, and the storage, integration and retrieval of this lexical
12
13 information over a longer period of time. In addition, while recognition of new words was
14
15 very good, overall rates of naming accuracy in this study were disappointingly low in both the
16
17 ASD and TD groups (cf. Mengoni et al., 2013). It is likely that this reflects the relatively
18
19 large number of words to be learned ($n = 16$) and the limited number of exposures children
20
21 received (one pre-learning exposure and two exposures during the learning phase). Future
22
23 research will need to vary both the number of new words to be learned and the number of
24
25 exposures required for each word in order to determine an optimal learning environment.
26
27
28

29
30 Orthography was particularly beneficial for children with ASD when learning novel
31
32 orthographic forms, more so than for TD peers. Analyses suggested that this was because TD
33
34 children outperformed children with ASD in the OA condition, and thus did not need to make
35
36 use of orthography in the same way. The TD children had greater existing orthographic
37
38 knowledge, as indexed by higher TOWRE SWE scores; it is therefore possible that they were
39
40 able to generate the orthography independently, whereas children with ASD were less likely
41
42 to do so. A more direct test of this hypothesis would be to ask children to spell words that
43
44 had been learned in OA and OP conditions. An alternative strategy would be to see whether
45
46 actively engaging orthographical learning, for example by instructing the children to read
47
48 aloud the written form, would generalise to the OA condition.
49
50

51
52 One could ask whether it is the orthography specifically that supports learning, or just
53
54 the presence of additional information or cues that supports representations of new words.
55
56 Mengoni et al. (2013) attempted to distinguish these two possibilities by including unfamiliar
57
58
59
60

RUNNING HEAD: Orthographic facilitation in ASD

1
2
3 symbols in the 'OA' condition and found that indeed, only the presence of meaningful
4
5 orthography facilitated vocabulary learning. We chose not to include such a control in our
6
7 experiment. First, it is not apparent that having additional visual stimuli is necessarily
8
9 helpful, and is arguably only helpful if children can implicitly form associations between
10
11 these visual symbols and the new words. There is considerable debate as to whether or not
12
13 associative learning mechanisms develop appropriately in ASD and little evidence that such
14
15 mechanisms would be employed implicitly. Furthermore, there is evidence that at least some
16
17 individuals with ASD may attend more to visual items in the periphery (Remington, et al.,
18
19 2012) and this could serve to distract children with ASD from the task at hand (cf. Kelly et
20
21 al., 2013). Future studies could usefully contrast learning with orthography to learning in
22
23 other conditions in which meaningful information (i.e. definitions or semantic cues) are also
24
25 provided (cf. Henderson et al., 2013).
26
27
28

29
30 Orthography is thought to support oral vocabulary learning because the written form
31
32 provides cues to pronunciation. On this view, orthography should be particularly beneficial
33
34 when the words to be learned have consistent grapheme-phoneme correspondences. Indeed,
35
36 previous research has demonstrated that regular words are learned more readily than irregular
37
38 words (Wang, Castles, & Nickels, 2012), though orthography is most beneficial for learning
39
40 new words with irregular spellings (Ricketts et al., 2009, but see Rastle, McCormick, Bayliss
41
42 & Davis, 2011). We did not control for regularity in the present study; to provide such a
43
44 control would require use of non-word stimuli, as employed by Ricketts et al. (2009) and
45
46 Mengoni et al. (2013). Given the educational challenges children with ASD face, we felt it
47
48 would be more beneficial to see if we could support learning of words that had scholastic
49
50 relevance. In addition, it is questionable whether participants generally, and children with
51
52 developmental disorders in particular, treat non-words in a similar fashion to words which
53
54 have some relevant meaning (Potts, et al., 1989). We felt that science words in particular
55
56
57
58
59
60

RUNNING HEAD: Orthographic facilitation in ASD

would be motivating to school-aged children and tap an area of interest for many individuals with ASD.

Is newly learned information retained?

The ultimate goal of learning is to provide long term, stable representations of new word knowledge, something that requires a prolonged process of memory consolidation. Few previous studies of word learning in ASD have measured longer term retention of newly learned words. Norbury et al. (2010) reported that in ASD, phonological learning, as indexed by a picture naming task, remained stable over a four-week period. In contrast, performance by typically developing peers improved over the same period. In the current study, naming performance improved for both groups over a 24-hour period, and this improvement was particularly evident if the word was learned with orthography present. It is therefore possible that orthography influences consolidation processes, which may be qualitatively different in children with ASD (Henderson, Powell, Gaskell, & Norbury, under revision). A more stringent test of consolidation would be to measure the extent to which newly learned words engage in lexical competition with similar known words (cf. Henderson et al., 2012).

Exploration of knowledge retention over a longer period is also necessary.

In contrast, though consistent with previous research (Nation et al., 2007; Norbury et al., 2010; Ricketts et al., 2008), in the current study there was no improvement in either group on the word to picture matching task or the orthographic choice task, but neither did children ‘forget’ newly learned material.

Are there any group differences in visual attention to the orthographic form?

Unlike previous studies, we used eye-tracking methods to ensure that participants at least inspected orthographic forms to a similar degree. The inclusion of eye-tracking during learning revealed that both groups of children fixated on the written form to a similar extent. In the orthography absent condition, children with ASD looked longer to the word region,

RUNNING HEAD: Orthographic facilitation in ASD

perhaps suggesting that they actively sought this additional cue to learning. There were small, but significant differences in fixation duration to the picture, with the TD group gazing longer at the image. Subtle differences in the allocation of visual attention to different sources of information during the learning process did not interfere with performance in this task, but may contribute to the quality of representations acquired over time.

Future directions

Our results are encouraging in demonstrating that providing orthography supports learning of complex concepts for children with ASD. However, our participants were a relatively able group with word and non-word reading scores within the normal range. A significant proportion of children with ASD are not proficient at decoding text (Nation et al., 2006) and it is therefore unlikely that presenting orthography alone would facilitate word learning in the same way. An important question for future research is whether presenting the orthographic form supports learning for beginning readers or actually hinders vocabulary development by diverting attention and processing resources from other aspects of word learning. For example, a child struggling to read may spend more processing effort trying to decode a word and not attend to the referent or link the referent with the spoken phonological form. Application of eye-tracking measures in word learning tasks aimed at a more diverse group of learners with ASD should elucidate this matter. However, our research does suggest that there are potential alternative routes to word learning in ASD. Thus, in order to understand the heterogeneity that exists in vocabulary development within this population, it is necessary to consider individual differences in a range of cognitive skills, including social-cognitive abilities (Luyster & Lord, 2009), phonological skill (cf. Jones et al., 2009) and reading competence (Nation et al., 2006).

We did not measure text comprehension in this study but this is an important skill that may also assist vocabulary development; typically developing children infer new word

RUNNING HEAD: Orthographic facilitation in ASD

1
2
3 meanings from written contexts (Carnine, Kameenui, & Coyle, 1984; Herman, Anderson,
4
5 Pearson, & Nagy, 1987; Jenkins, Stein, & Wysocki, 1984; Nagy, et al., 1985). Many verbally
6
7 able children with ASD have difficulties comprehending texts and are particularly poor at
8
9 making inferences, despite age appropriate decoding skills (Norbury & Nation, 2011). This
10
11 suggests that children with ASD may be able to learn vocabulary that has been explicitly
12
13 taught, but have difficulty spontaneously using text to learn new words. There is some
14
15 indication in our data that this is indeed the case; although groups were matched for decoding
16
17 skill, the children with ASD had significantly poorer expressive and receptive vocabulary
18
19 scores.
20
21

22 **Developmental and clinical implications**

23
24
25 Early in development, children's exposure to new words comes almost exclusively
26
27 through their interactions with other people, and the ability to 'tune-in' to the social cues and
28
29 intentions of the conversational partner is paramount to learning meaning and uncovering the
30
31 structural regularities of speech (Kuhl, 2007; Kuhl, Coffey-Corina, Padden, & Dawson,
32
33 2005). The social differences that characterise ASD are therefore likely to contribute to the
34
35 significant delays in acquiring first words and phrases and the often protracted rate of
36
37 vocabulary development in this group (Hudry et al., 2010). In the pre-school years, individual
38
39 differences in vocabulary growth are likely to be associated with individual differences in
40
41 social behaviour (Luyster & Lord, 2009; Smith, Mirenda, & Zaidman-Zait, 2007) and
42
43 phonological and perceptual aptitude (cf. Jones et al., 2009). As children get older, their
44
45 ability to learn independently from context grows. Here, children with ASD are also likely to
46
47 be disadvantaged. However, our results suggest that those children who can read will have
48
49 some facility for learning from print. The National Institute of Child Health and
50
51 Development (NICHD, 2010) has argued that at least some vocabulary should be explicitly
52
53 taught, particularly concepts that are complex and not part of a child's everyday experience.
54
55
56
57
58
59
60

RUNNING HEAD: Orthographic facilitation in ASD

1
2
3 Direct instruction, supported by orthography, is likely to strengthen phonological, semantic
4
5 and orthographic connections within the lexicon and support longer term retention of new
6
7 information. In ASD, orthography represents an opportunity to capitalise on strengths in
8
9 phonology and word reading, to compensate for weaknesses in semantic and social learning.
10
11 Future research should include classroom-based studies that vary the social context, the
12
13 number of exposures and the amount of semantic and orthographic information provided to
14
15 determine the optimal learning contexts for children with ASD.
16
17
18
19
20
21
22
23
24
25
26
27
28
29
30
31
32
33
34
35
36
37
38
39
40
41
42
43
44
45
46
47
48
49
50
51
52
53
54
55
56
57
58
59
60

RUNNING HEAD: Orthographic facilitation in ASD

Acknowledgements

This research was funded by a Reid Scholarship from Royal Holloway, University of London. We would like to thank Lisa Henderson, Anna Weighall and Gareth Gaskell for making their experimental stimuli available to us. We also extend a warm thank you to all of the children who took part in this study, as well as their parents and schools. We thank Dr David Kelly for his assistance with the MatLab analysis.

RUNNING HEAD: Orthographic facilitation in ASD

Table 1

Descriptive statistics for age and background variables for typically developing (TD) children and children with autism spectrum disorder (ASD).

Variable	TD n=21	ASD n=20	<i>t</i> (39)	<i>p</i> -value
Chronological age (years)	10.46 (.92)	10.57 (1.37)	-.30	.766
Gender:				
Male	12	15	1.45	$\chi^2 = .23$
Female	9	5		
Cognitive ability ¹ :				
WASI matrix reasoning	50.29 (6.04)	51.75 (8.89)	.62	.542
WASI verbal definitions	54.05 (10.41)	57.85 (13.10)	1.68	.101
Language ² :				
Expressive one-word picture vocabulary test	110.05 (9.64)	98.52 (14.54)	2.93	.006
Receptive one-word picture vocabulary test	110.19 (11.68)	95.60 (20.01)	2.83	.008
Literacy ² :				
TOWRE SWE Raw score	69.88 (6.18)	63.10 (15.25)	1.85	.076
Standard Score	104.10 (9.61)	95.48 (13.11)	2.41	.022
TOWRE PDE Raw score	38.00 (8.32)	34.53 (11.41)	1.19	.270
Standard Score	105.69 (12.48)	101.13 (16.94)	.99	.335
Autistic symptomatology ³ :				
SCQ	3.47 (2.67)	22.27 (5.91)	11.83	< .001
ADOS (Total)		11.92 (3.84)		

Note: ¹ scores are presented as *t*-scores, with a normative mean of 50, SD 10. ² scores are presented as standard scores, with a normative mean of 100, SD 15. ³ raw scores are presented; SCQ scores of ≥ 15 and ADOS scores of ≥ 7 are indicative of autism spectrum disorder.

RUNNING HEAD: Orthographic facilitation in ASD

Table 2

Stimuli characteristics: mean (SD) and range

	Set 1	Set 2	<i>t</i> -value	<i>p</i> value
Age of Acquisition	17.15 (2.66) 14.20-23.00	16.08 (1.93) 14.00-19.50	.92	.375
Familiarity	2.55 (2.67) 0.27-8.83	2.75 (2.21) 0.30-5.40	-.16	.873
Imageability	1.64 (1.16) 0.20-3.40	2.11 (1.93) 0.70-5.40	-.59	.567
Number of letters	7.38 (1.85) 5-11	6.88 (1.46) 4-9	.60	.557
Number of syllables	2.50 (.76) 1-3	2.50 (.54) 2-3	.00	1.00

RUNNING HEAD: Orthographic facilitation in ASD

Table 3

Mean percentage of fixations to word and picture regions of interest (ROI), and mean fixation duration (in seconds) to each ROI during the learning phase

	TD	ASD	<i>t</i> -value	<i>p</i> -value
Orthography present:				
Percent fixations to word region	30.09 (8.29)	30.66 (8.08)	.07	.793
Percent fixations to picture region	66.08 (7.00)	65.62 (8.40)	.19	.850
Duration of fixations on the word region	.86 (.29)	.83 (.35)	.24	.514
Duration of fixations on the picture	2.23 (.50)	1.92 (.47)	1.96	.057
Orthography absent:				
Percent fixations to word region	3.84 (2.56)	6.59 (5.58)	1.96	.058
Percent fixations to picture region	89.02 (6.05)	85.91 (6.41)	2.44	.127
Duration of fixations on the word region	.17 (.11)	.29 (.23)	2.00	.053
Duration of fixations on the picture	3.91 (.68)	3.43 (1.03)	2.90	.097

RUNNING HEAD: Orthographic facilitation in ASD

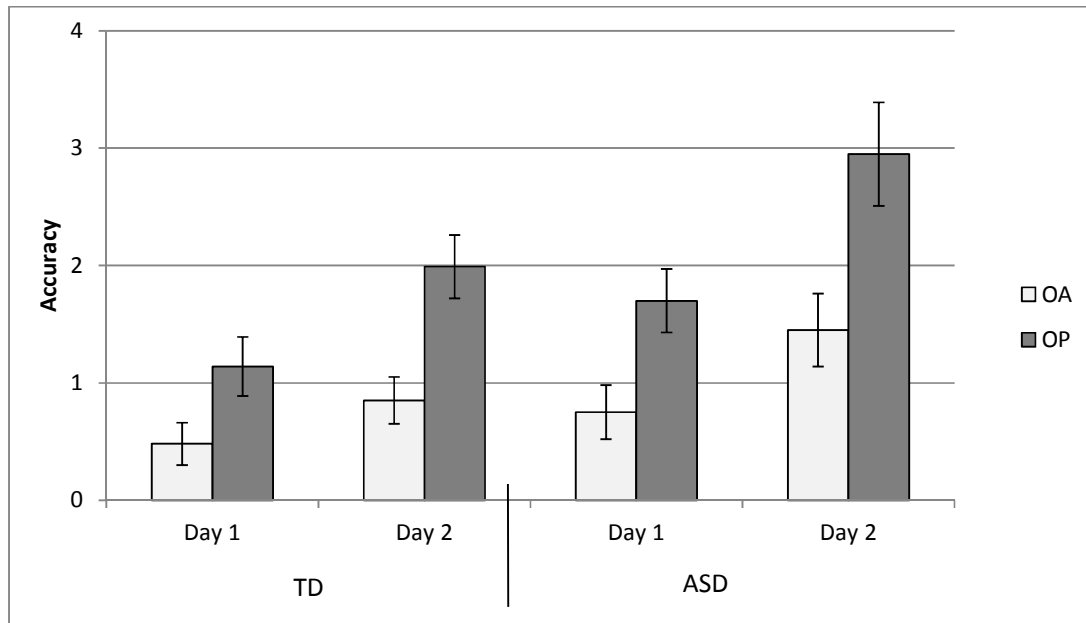


Figure 1. Mean accuracy on the picture naming task for TD and ASD children (maximum score = 8). There were significant main effects of group, orthography and day, as well as a significant day x orthography interaction. Error bars represent standard error.

RUNNING HEAD: Orthographic facilitation in ASD

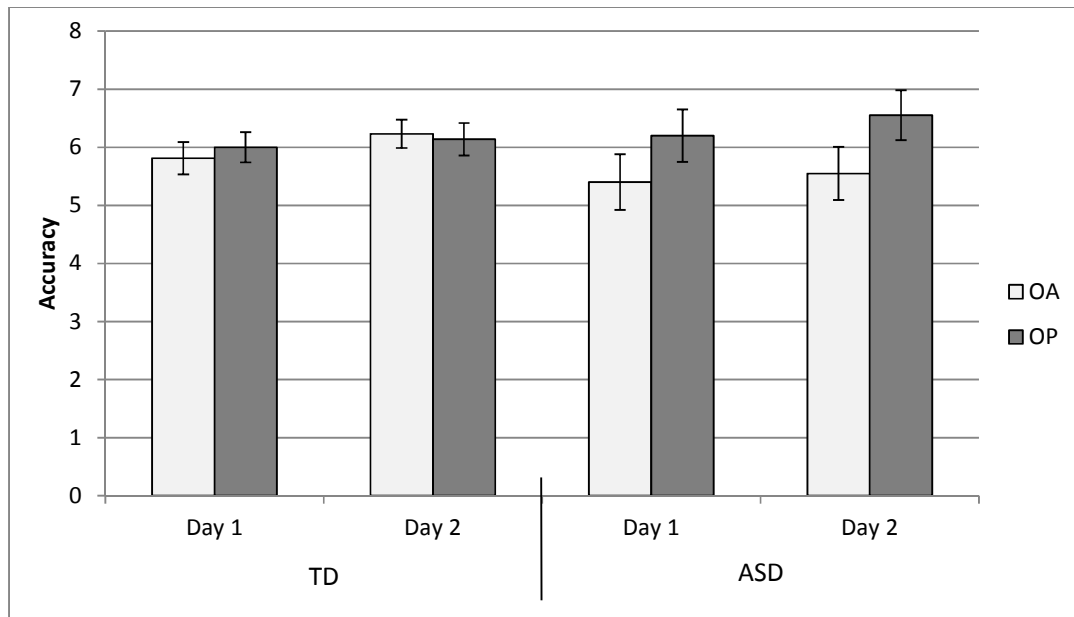


Figure 2. Mean accuracy on the spoken word to picture matching task for TD and ASD children. There was a significant group x orthography interaction, with OP facilitating learning for the ASD group, but not for the TD group. Error bars represent standard error.

RUNNING HEAD: Orthographic facilitation in ASD

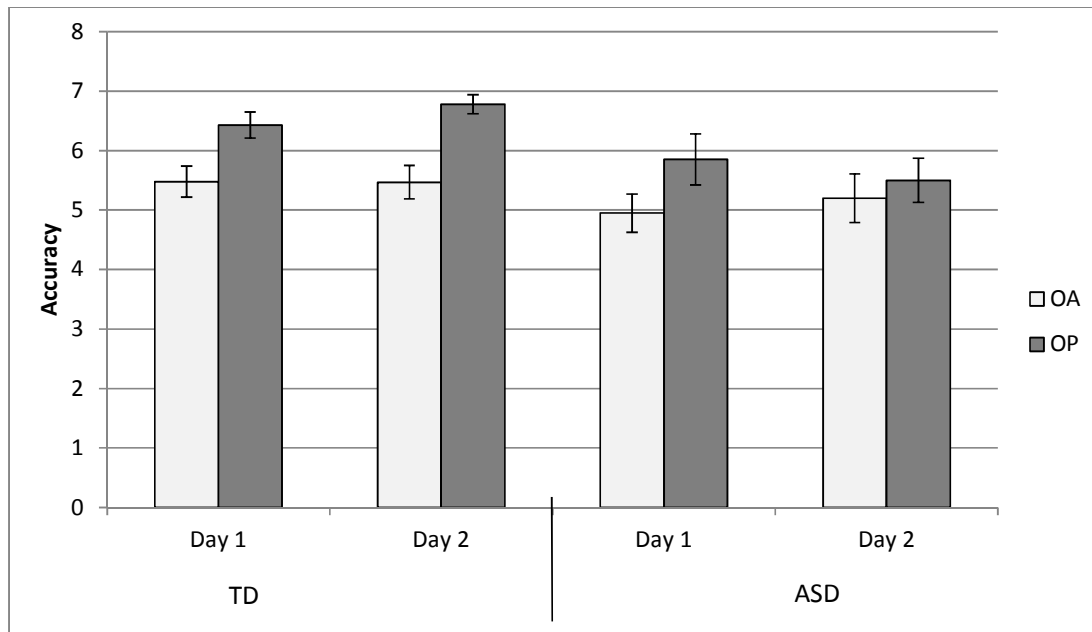


Figure 3. Mean accuracy on the orthographic choice task for TD and ASD children. There was a significant main effect of orthography only. Error bars represent standard error.

RUNNING HEAD: Orthographic facilitation in ASD

References

- Akechi, H., Senju, A., Kikuchi, Y., Tojo, Y., Osanai, H., & Hasegawa, T. (2011). Do children with ASD use referential gaze to learn the name of an object? An eye-tracking study. *Research in Autism Spectrum Disorders*, 5(3), 1230-1242. doi: <http://dx.doi.org/10.1016/j.rasd.2011.01.013>
- APA. (2013). *Diagnostic and Statistical Manual of Mental Disorders (DSM-V)*. Arlington, Va, USA: American Psychiatric Association.
- Baron-Cohen, S., Baldwin, D., & Crowson, M. (1997). Do children with autism use the speaker's direction of gaze strategy to crack the code of language? *Child Development*, 68, 48-57.
- Brown, H., Oram-Cardy, J., & Johnson, A. (2013). A Meta-Analysis of the Reading Comprehension Skills of Individuals on the Autism Spectrum. *Journal of Autism and Developmental Disorders*, 1-24. doi: 10.1007/s10803-012-1638-1
- Brown, H., Weighall, A., Henderson, L., & Gaskell, G. (2012). Enhanced recognition and recall of new words in 7- and 12-year-olds following a period of offline consolidation. *Journal of Experimental Child Psychology*, 112(1), 56-72. doi: 10.1016/j.jecp.2011.11.010
- Cain, K., Oakhill, J., & Elbro, C. (2003). The ability to learn new word meanings from context by school-age children with and without language comprehension difficulties. *Journal of Child Language*, 30(3), 681-694. doi: 10.1017/s0305000903005713
- Carnine, D., Kameenui, E., & Coyle, G. (1984). Utilization of Contextual Information in Determining the Meaning of Unfamiliar Words. *Reading Research Quarterly*, 19(2), 188-204. doi: 10.2307/747362
- Cunningham, A., & Stanovich, K. (2001). Vocabulary growth through independent reading and reading aloud to children. In E. H. Hiebert & M. L. Kamil (Eds.), *Teaching and learning vocabulary: Bridging research to practice* (pp. 45-68): Taylor & Francis e-Library. Retrieved from <http://books.google.co.uk/books?hl=en&lr=&id=eDAtxvpcdmwC&oi=fnd&pg=PA45&dq=Cunningham+%26+Stanovich,+2001+vocabulary+reading&ots=rFDwAUD6X3&sig=3ORgsIKiCGz0wg56dO8L5TlaTgE#v=onepage&q=Cunningham%20%26%20Stanovich%2C%202001%20vocabulary%20reading&f=false>.
- de Marchena, A., Eigsti, I.-M., Worek, A., Ono, K. E., & Snedeker, J. (2011). Mutual exclusivity in autism spectrum disorders: Testing the pragmatic hypothesis. *Cognition*, 119(1), 96-113. doi: <http://dx.doi.org/10.1016/j.cognition.2010.12.011>
- Dumay, N., & Gaskell, M. G. (2007). Sleep-associated changes in the mental representation of spoken words. *Psychological Science*, 18(1), 35-39.
- Ehri, L. C. (2005). Learning to Read Words: Theory, Findings, and Issues. *Scientific Studies of Reading*, 9(2), 167-188. doi: 10.1207/s1532799xssr0902_4
- Ehri, L. C., & McCormick, S. (1998). Phases of Word Learning: Implication for Instruction with Delayed and Disabled Readers. *Reading & Writing Quarterly*, 14(2), 135-163. doi: 10.1080/1057356980140202
- Ehri, L. C., & Robbins, C. (1992). Beginners Need Some Decoding Skill to Read Words by Analogy. *Reading Research Quarterly*, 27(1), 13-26.
- Frost, L., & Bondy, A. (1994). *The Picture Exchange Communication System training manual*. Cherry Hill, NJ: USA: Pyramid Educational Consultants, Inc.
- Gardner, M. (1990a). *Expressive One-Word Picture Vocabulary Test (Revised): Manual*. Novato, CA: Academic Therapy Publications.
- Gardner, M. (1990b). *Receptive One-Word Picture Vocabulary Test (Revised): Manual*. Novato, CA: : Academic Therapy Publications.

RUNNING HEAD: Orthographic facilitation in ASD

- 1
2
3 Gliga, T., Elsabbagh, M., Hudry, K., Charman, T., Johnson, M. H., & The, B. T. (2012). Gaze
4 Following, Gaze Reading, and Word Learning in Children at Risk for Autism. *Child*
5 *Development*, 83(3), 926-938. doi: 10.1111/j.1467-8624.2012.01750.x
6 Henderson, L., Powell, A., Gaskell, G., & Norbury, C. (under revision). Learning and
7 consolidation of new vocabulary in autism spectrum disorder.
8 Henderson, L., Weighall, A., Brown, H., & Gaskell, G. (2012). Consolidation of vocabulary
9 is associated with sleep in children. *Developmental Science*, 15(5), 674-687. doi:
10 10.1111/j.1467-7687.2012.01172.x
11 Henderson, L., Weighall, A., & Gaskell, G. (2013). Learning new vocabulary during
12 childhood: Effects of semantic training on lexical consolidation and integration.
13 *Journal of Experimental Child Psychology*, 116(3), 572-592.
14 Herman, P., Anderson, R., Pearson, P., & Nagy, W. (1987). Incidental Acquisition of Word
15 Meaning from Expositions with Varied Text Features. *Reading Research Quarterly*,
16 22(3), 263-284. doi: 10.2307/747968
17 Hudry, K., Leadbitter, K., Temple, K., Slonims, V., McConachie, H., Aldred, C., . . . the, P.
18 C. (2010). Preschoolers with autism show greater impairment in receptive compared
19 with expressive language abilities. *International Journal of Language &*
20 *Communication Disorders*, 45(6), 681-690. doi: 10.3109/13682820903461493
21 Hulme, C., Goetz, K., Gooch, D., Adams, J., & Snowling, M. J. (2007). Paired-associate
22 learning, phoneme awareness, and learning to read. *Journal of Experimental Child*
23 *Psychology*, 96(2), 150-166. doi: 10.1016/j.jecp.2006.09.002
24 Jenkins, J., Stein, M., & Wysocki, K. (1984). Learning Vocabulary Through Reading.
25 *American Educational Research Journal*, 21(4), 767-787. doi:
26 10.3102/00028312021004767
27 Jones, C., Happé, F., Golden, H., Marsden, A., ., Tregay, J., Simonoff, E., . . . Charman, T.
28 (2009). Reading and arithmetic in adolescents with autism spectrum disorders: Peaks
29 and dips in attainment. *Neuropsychology*, 23(6), 718-728. doi: 10.1037/a0016360
30 Kelly, D., Walker, R., & Norbury, C. (2013). Deficits in volitional oculomotor control align
31 with language status in autism spectrum disorders. *Developmental Science*, 16(1), 56-
32 66. doi: 10.1111/j.1467-7687.2012.01188.x
33 Kjelgaard, M., & Tager-Flusberg, H. (2001). An investigation of language impairment in
34 autism: Implications for genetic subgroups. *Language and Cognitive Processes*, 16(2-
35 3), 287-308. doi: 10.1080/01690960042000058
36 Kuhl, P. (2007). Is speech learning 'gated' by the social brain? *Developmental Science*, 10(1),
37 110-120. doi: 10.1111/j.1467-7687.2007.00572.x
38 Kuhl, P., Coffey-Corina, S., Padden, D., & Dawson, G. (2005). Links between social and
39 linguistic processing of speech in preschool children with autism: behavioral and
40 electrophysiological measures. *Developmental Science*, 8(1), F1-F12. doi:
41 10.1111/j.1467-7687.2004.00384.x
42 Lord, C., Risi, S., Lambrecht, L., Cook, E., Leventhal, B., DiLavore, P., . . . Rutter, M.
43 (2000). The Autism Diagnostic Observation Schedule—Generic: A Standard Measure
44 of Social and Communication Deficits Associated with the Spectrum of Autism.
45 *Journal of Autism and Developmental Disorders*, 30(3), 205-223. doi:
46 10.1023/a:1005592401947
47 Luyster, R., & Lord, C. (2009). Word learning in children with autism spectrum disorders.
48 *Developmental Psychology*, 45(6), 1774-1786. doi: 10.1037/a0016223
49 McDuffie, A., Yoder, P., & Stone, W. (2006). Fast-mapping in young children with autism
50 spectrum disorders. *First Language*, 26(4), 421-438. doi: 10.1177/0142723706067438
51 Mengoni, S. E., Nash, H., & Hulme, C. (2013). The benefit of orthographic support for oral
52 vocabulary learning in children with Down syndrome. . *Journal of Child Language*.
53
54
55
56
57
58
59
60

RUNNING HEAD: Orthographic facilitation in ASD

- 1
2
3 Muneaux, M., & Ziegler, J. (2004). Locus of orthographic effects in spoken word recognition:
4 Novel insights from the neighbour generation task. *Language and Cognitive*
5 *Processes*, 19(5), 641-660. doi: 10.1080/01690960444000052
- 6 Nagy, W., Herman, P., & Anderson, R. (1985). Learning Words from Context. *Reading*
7 *Research Quarterly*, 20, 233-253.
- 8 Nation, K., Clarke, P., Wright, B., & Williams, C. (2006). Patterns of Reading Ability in
9 Children with Autism Spectrum Disorder. *Journal of Autism and Developmental*
10 *Disorders*, 36(7), 911-919. doi: 10.1007/s10803-006-0130-1
- 11 Nation, K., & Snowling, M. (1998). Semantic processing and the development of word-
12 recognition skills: Evidence from children with Reading Comprehension Difficulties.
13 *Journal of Memory & Language*, 39(1), 85.
- 14 Nation, K., Snowling, M., & Clarke, P. (2007). Dissecting the relationship between language
15 skills and learning to read: Semantic and phonological contributions to new
16 vocabulary learning in children with poor reading comprehension. *Advances in Speech*
17 *Language Pathology*, 9(2), 131-139. doi: 10.1080/14417040601145166
- 18 Nelson, J. R., Balass, M., & Perfetti, C. A. (2005). Differences between written and spoken
19 input in learning new words. *Written Language & Literacy*, 8(2), 25-44.
- 20 NICHD. (2010). Put Reading First: Kindergarten Through Grade 3. Vocabulary Instruction.
21 Retrieved 8th April 2013, 2013, from
22 [http://www.nichd.nih.gov/publications/pubs/prf_k-3/Pages/PRF-teachers-k-3-](http://www.nichd.nih.gov/publications/pubs/prf_k-3/Pages/PRF-teachers-k-3-vocab.aspx)
23 [vocab.aspx](http://www.nichd.nih.gov/publications/pubs/prf_k-3/Pages/PRF-teachers-k-3-vocab.aspx)
- 24 Norbury, C., Griffiths, H., & Nation, K. (2010). Sound before meaning: Word learning in
25 autistic disorders. *Neuropsychologia*, 48(14), 4012-4019. doi:
26 <http://dx.doi.org/10.1016/j.neuropsychologia.2010.10.015>
- 27 Norbury, C., & Nation, K. (2011). Understanding Variability in Reading Comprehension in
28 Adolescents With Autism Spectrum Disorders: Interactions With Language Status and
29 Decoding Skill. *Scientific Studies of Reading*, 15(3), 191-210. doi:
30 10.1080/10888431003623553
- 31 Parish-Morris, J., Hennon, E., Hirsh-Pasek, K., Golinkoff, R., & Tager-Flusberg, H. (2007).
32 Children with autism illuminate the role of social intention in word learning. *Child*
33 *Development*, 78(4), 1265-1287. doi: 10.1111/j.1467-8624.2007.01065.x
- 34 Potts, G., John, M., & Kirson, D. (1989). Incorporating new information into existing world
35 knowledge. *Cognitive Psychology*, 21(3), 303-333. doi:
36 [http://dx.doi.org/10.1016/0010-0285\(89\)90011-X](http://dx.doi.org/10.1016/0010-0285(89)90011-X)
- 37 Preissler, M. (2008). Associative learning of pictures and words by low-functioning children
38 with autism. *Autism*, 12(3), 231-248. doi: 10.1177/1362361307088753
- 39 Preissler, M., & Carey, S. (2005). The role of inferences about referential intent in word
40 learning: Evidence from autism. *Cognition*, 97(1), B13-B23. doi:
41 <http://dx.doi.org/10.1016/j.cognition.2005.01.008>
- 42 Randi, J., Newman, T., & Grigorenko, E. L. (2010). Teaching Children with Autism to Read
43 for Meaning: Challenges and Possibilities. *Journal of Autism and Developmental*
44 *Disorders*, 40(7), 890-902. doi: DOI 10.1007/s10803-010-0938-6
- 45 Rastle, K., McCormick, S., Bayliss, L., & Davis, C. J. (2011). Orthography Influences the
46 Perception and Production of Speech. *Journal of Experimental Psychology: Learning,*
47 *Memory, and Cognition*, 37(6), 1588-1594.
- 48 Reitsma, P. (1983). Printed word learning in beginning readers. *Journal of Experimental*
49 *Child Psychology*, 36(2), 321-339. doi: 10.1016/0022-0965(83)90036-x
- 50 Remington, A., Swettenham, J., & Lavie, N. (2012). Selective attention, perceptual load and
51 conscious awareness in Autism Spectrum Disorder. *Journal of Abnormal Psychology*,
52 121, 544-551.
- 53
54
55
56
57
58
59
60

RUNNING HEAD: Orthographic facilitation in ASD

- 1
2
3 Ricketts, J., Bishop, D., & Nation, K. (2008). Investigating orthographic and semantic aspects
4 of word learning in poor comprehenders. *Journal of Research in Reading*, 31(1), 117-
5 135. doi: 10.1111/j.1467-9817.2007.00365.x
6 Ricketts, J., Bishop, D., & Nation, K. (2009). Orthographic facilitation in oral vocabulary
7 acquisition. *The Quarterly Journal of Experimental Psychology*, 62(10), 1948-1966.
8 doi: citeulike-article-id:7209739
9 Rosenthal, J., & Ehri, L. C. (2008). The mnemonic value of orthography for vocabulary
10 learning. *Journal of Educational Psychology*, 100(1), 175-191. doi: 10.1037/0022-
11 0663.100.1.175
12 Sadoski, M. (2005). A Dual Coding View of Vocabulary Learning. *Reading & Writing*
13 *Quarterly*, 21(3), 221-238. doi: 10.1080/10573560590949359
14 Schneider, W., Eschman, A., & Zuccolotto, A. (2002). *E-Prime User's Guide*. Pittsburgh:
15 Psychology Software Tools, Inc.
16 Simcock, G., & DeLoache, J. (2006). Get the picture? The effects of iconicity on toddlers'
17 reenactment from picture books. *Developmental Psychology*, 42(6), 1352-1357.
18 Simcock, G., & DeLoache, J. (2008). The Effect of Repetition on Infants' Imitation From
19 Picture Books Varying in Iconicity. *Infancy*, 13(6), 687-697. doi:
20 10.1080/15250000802459102
21 Smith, V., Mirinda, P., & Zaidman-Zait, A. (2007). Predictors of expressive vocabulary
22 growth in children with autism. *Journal of Speech, Language, and Hearing Research*,
23 50, 149-160.
24 Snowling, M., Nash, H., & Henderson, L. (2008). The development of literacy skills in
25 children with Down syndrome: Implications for intervention. *Down Syndrome*
26 *Research and Practice*, 13, 62-67. doi: 10.3104/reviews/2066
27 Tamminen, J., Payne, J., Stickgold, R., Wamsley, E., & Gaskell, M. G. (2010). Sleep Spindle
28 Activity is Associated with the Integration of New Memories and Existing
29 Knowledge. *Journal of Neuroscience*, 30(43), 14356-14360. doi:
30 10.1523/JNEUROSCI.3028-10.2010
31 Tare, M., Chiong, C., Ganea, P., & DeLoache, J. (2010). Less is More: How manipulative
32 features affect children's learning from picture books. *Journal of Applied*
33 *Developmental Psychology*, 35(5), 395-400. doi: doi:10.1016/j.appdev.2010.06.005.
34 Torgesen, J., Wagner, R., & Rashotte, C. (1999). *Test of word reading efficiency* Austin, TX:
35 Pro-Ed.
36 Wang, H., Castles, A., & Nickels, L. (2012). Word regularity affects orthographic learning.
37 *The Quarterly Journal of Experimental Psychology*, 65(5), 856-864. doi:
38 10.1080/17470218.2012.672996
39 Wechsler, D. (1999). *Wechsler Abbreviated Scales of Intelligence (WASI)*. San Antonio, TX:
40 Harcourt Assessment.
41
42
43
44
45
46
47
48
49
50
51
52
53
54
55
56
57
58
59
60

RUNNING HEAD: Orthographic facilitation in ASD

Appendix

Stimuli characteristics

Stimuli	Age of acquisition	Familiarity	Imageability	Syllables
Set A				
catalyst	15.70	8.53	3.40	3.00
gadfly	18.00	2.47	2.07	2.00
lantana	17.67	0.27	0.20	3.00
miscible	14.20	2.40	1.87	3.00
palisade	15.50	2.47	1.60	3.00
ratite	16.25	0.33	0.60	2.00
smolt	23.00	0.70	0.50	1.00
troposphere	16.86	3.20	2.90	3.00
<i>Average</i>	17.15	2.55	1.64	2.50
Set B				
breccia	14.00	0.30	2.90	3.00
crawdad	17.67	0.50	0.20	2.00
mastodon	19.50	2.40	0.60	3.00
photon	15.20	5.40	1.60	2.00
pupa	14.86	5.10	2.80	2.00
quartzite	16.43	2.10	5.40	2.00
stomata	17.00	5.30	2.00	3.00
tropism	14.00	0.87	4.20	3.00
<i>Average</i>	16.08	2.75	2.11	2.50