



Prohibiting to have any Drift Net for the capture of Salmon or Trout on board any boat in the Tidal Waters of the No. 17<sup>1</sup> or Drogheda District, between imaginary lines drawn east (true) from the points at which the said District is defined to north and south respectively.

#### KENMARE DISTRICT.

**Fresh Waters.**—Dated 1st May, 1917.

Prohibiting to use any net, save landing nets used solely as auxiliary to fishing legally with rod and line, and save nets used legally for the capture of eels, for the purpose of taking fish or with the intent to take fish in the upper or fresh water portions of all rivers and lakes in the No. 6<sup>2</sup>, or Kenmare District, save in that part of the main River Roughy which lies between (a) a line drawn due north across the said river from the point where the boundary between the townlands of Lounaghan and Slaheny (both in the Parish of Kilgarvan, Barony of Glanarought, and County of Kerry) meets the bank of the said river, and (b) a line drawn due north and south across the said river through the point of junction of the boundaries of the Townland of Letter Lower (in the Parish of Kenmare, Barony of Glanarought, and County of Kerry) and the Townlands of Lounaghan and Ardittully (both in the Parish of Kilgarvan, Barony of Glanarought and County of Kerry).

#### No. 5 or CORK DISTRICT (BANDON DIVISION).

**Fresh Waters.**—Dated 23rd December, 1918.

Enacting that no person shall remove or cause to be removed by any means from any part of the fresh waters of the said part of said District any Salmon or Trout or the Fry thereof not killed or taken by lawful means, or any Salmon or Trout or the Fry thereof found dead from any cause whatsoever, PROVIDED ALWAYS that the provisions of this By-Law shall not apply to any Officer of the Board of Conservators of Fisheries for the said District, acting under the instructions of the said Board, or to any owner of a Fishery or his Agent acting under the written authority of the said Board, or to any Officer or Constable of the Royal Irish Constabulary or to any Sanitary Officer, in so far as the removal or causing to be removed from said waters of any diseased Salmon or Trout or Fry thereof, or of any Salmon or Trout or Fry thereof found dead from any cause whatsoever is concerned.

#### OYSTER AND MUSSEL FISHERIES.

**Mussels. Castlemaine Harbour.**—Dated 9th April, 1918.

Fixing the period from 1st day of June, 1918, to 31st day of October, 1919, both said days inclusive, during which it shall not be lawful to take or attempt to take Mussels, below low-water mark of Spring tides, in that part of Castlemaine Harbour which lies between imaginary lines drawn

(a) between Lack Bridge in the Townland of Lack and Cromane Point in the Townland of Cromane Lower; and

(b) between Aughils Bridge in the Townland of Aughils and Crow's Point in the Townland of Cromane Lower.

**Mussels. Castlemaine Harbour.**—Dated 22nd May, 1919.

Prohibiting at all times to keep, place, lay or store any Mussel in any pond, pool or watercourse, or on any land which is liable to be covered at high water of any tide, in the Townland of Gurrane East, or in any creek or inlet of Castlemaine Harbour between the eastern and western boundaries of the said Townland, PROVIDED ALWAYS that nothing in this By-Law shall affect the provisions of the By-Laws dated 30th August, 1912.

**Oysters. Kinsale Harbour.**—Dated 25th September, 1918.

Constituting a Body Corporate to be called the Kinsale Harbour Oyster Fishery Commissioners, and

Granting to the Kinsale Harbour Oyster Fishery Commissioners the right to have and exercise within the limits of the fishery and fishing grounds the exclusive right of depositing, propagating, dredging for and taking oysters and all such other powers, rights, and privileges in relation to such fisheries as are conferred by the Act 47 and 48 Vict., Cap. 48, upon the grantees of an oyster fishery thereunder, subject to the duties and obligations by said Act and this Order provided.

DEPARTMENT OF AGRICULTURE AND TECHNICAL  
INSTRUCTION FOR IRELAND.

REPORT  
ON THE  
SEA AND INLAND FISHERIES  
OF IRELAND.

FOR  
1919.

Presented to Parliament by Command of his Majesty.

AGRICULTURE AND TECHNICAL INSTRUCTION  
(IRELAND) ACT, 1899.  
(62 AND 63 VIC., CAP. 50.)



DUBLIN:  
PUBLISHED BY HIS MAJESTY'S STATIONERY OFFICE.

To be purchased through any Bookseller or directly from  
E. PONSONBY, LTD., 116 GRAFTON STREET, DUBLIN;  
or from H. M. STATIONERY OFFICE at the following addresses.  
IMPERIAL HOUSE, KINGSWAY, LONDON, W.C.2, & 28, ABINGDON STREET, LONDON, S.W.1  
37 PETER STREET, MANCHESTER; 1, ST. ANDREW'S CRESCENT, CARDIFF,  
23, FORTH ST., EDINBURGH

[Cmd. 1146].

*Price One Shilling Net.*

To

His Excellency, JOHN DENTON PINKSTONE, VISCOUNT FRENCH OF YPRES,  
Field Marshal, K.P., G.C.B., O.M., G.C.V.O.  
K.C.M.G.

Lord Lieutenant-General and General Governor of Ireland.

MAY IT PLEASE YOUR EXCELLENCY,

I am desired by the Vice-President to submit to Your Excellency  
the Report on the Sea and Inland Fisheries of Ireland for the year 1919.

I have the honour to remain,

Your Excellency's faithful Servant,

T. P. GILL,

*Secretary.*

DEPARTMENT OF AGRICULTURE

AND TECHNICAL INSTRUCTION FOR IRELAND,

UPPER MERRION STREET,

DUBLIN, 17th December 1920.



DUBLIN CASTLE,

*3rd January, 1921.*

SIR,

I have to acknowledge the receipt of your letter of the 17th Ultimo (G6300-20) forwarding for submission to his Excellency the Lord Lieutenant the Report on the Sea and Inland Fisheries of Ireland for the year 1919.

I am,

Sir,

Your obedient Servant,

A. W. COPE

THE SECRETARY,

Department of Agriculture and Technical Instruction,

Upper Merrion Street,

Dublin.

## CONTENTS.

---

REPORT . . . . .	Page v
General observations . . . . .	v
SEA FISHERIES.	
Vessels and Crews . . . . .	vi.
Loans, . . . . .	vii.
Fish Landed, . . . . .	vii.
Dublin Market Returns, . . . . .	viii.
Spring Mackerel Fishery, . . . . .	viii
Autumn Mackerel Fishery, . . . . .	ix.
Summer Herring Fishery, . . . . .	ix.
Winter Herring Fishery, . . . . .	ix.
Piers and Harbours, . . . . .	x.
Shell Fisheries, . . . . .	x.
Technical Instruction, . . . . .	x.
Kelp, . . . . .	xi.
By-Laws, . . . . .	
	xi.
INLAND FISHERIES.	
Salmon Fisheries, . . . . .	xi.
Eel Fisheries, . . . . .	xv.
Pollen Fisheries, . . . . .	xv.
APPENDIX . . . . .	1.



# SEA AND INLAND FISHERIES OF IRELAND, 1919.

---

## REPORT

TO THE

SECRETARY OF THE DEPARTMENT OF AGRICULTURE  
AND TECHNICAL INSTRUCTION FOR IRELAND.

---

SIR,

We have the honour to submit the Report for the year ended 31st December, 1919, on the Sea and Inland Fisheries of Ireland.

### GENERAL OBSERVATIONS.

The principal factors affecting the industry in 1919 were the progressive decline in the prices paid to fishermen for their catches and the increase in the cost of all the materials required for the pursuit of their calling. The former, no doubt, resulted from frequent difficulties in marketing the fish landed, the greatly enhanced cost of curing and the closure of the Baltic markets to cured herring.

During the year under review the Government gave to Scottish herring curers a guarantee that they would take over, under certain conditions a proportion of the summer cure intended for the Baltic markets in the event of curers being unable to dispose of it in the existing conditions of trade. The guarantee was subsequently extended to cover the English (autumn) fishing from Yarmouth to Lowestoft. As soon as the Department became cognisant of this arrangement, they applied to the Government to have the guarantee applied to the Irish summer herring fishing, which is carried on under similar conditions and produces a similar article for the same markets. The Department took all possible action to press the Irish case, and regret that their efforts did not meet with success.

Arrangements were made by the Government, through the agency of the Military Service (Civil Liabilities) Department for making grants to demobilised men, whose pre-war occupation was fishing, for the purpose of replacing boats, nets and gear lost or destroyed while they were on active service. The Department of Agriculture and Technical Instruction undertook to assist the Military Service Department by inquiring into claims and furnishing information. They also made representations as to the inadvisability of paying grants in cash, without control of its expenditure, and at a later stage an arrangement was made whereby the grants were administered by them under a procedure similar to that adopted in fishery loans. A large number of applications have been dealt with, and many grants for resettlement have been awarded.

Several cases of complaint as to delays, principally over English Railway systems, in the transit of fish or of the unsuitability of certain of the regulations of the carrying companies to fish traffic in general, were received during the year, and the Department gave all possible assistance towards the removal of such causes of complaint.

## SEA FISHERIES.

### VESSELS AND CREWS.

There were 4,648 Irish boats with crews numbering 16,957 persons engaged in fishing in the year 1919. The figures for the previous year were 4,717 and 17,502 respectively. The 4,648 vessels included 353 first class, 2,065 second class, 469 third class, and 1,763 small open boats. Details of the numbers of fishing craft, men and boys employed will be found in Appendix No. 2, page 5.

Irish owned steam vessels which fished from Irish ports during the year 1919 were as follow :—

Under 100 tons, gross tonnage.	Over 100 tons and not exceeding 200 tons gross tonnage.	Over 200 tons gross tonnage.
8	4	7

The growth in numbers of Irish owned motor boats employed in the fisheries is shown by the following figures for 1910 and certain previous years.

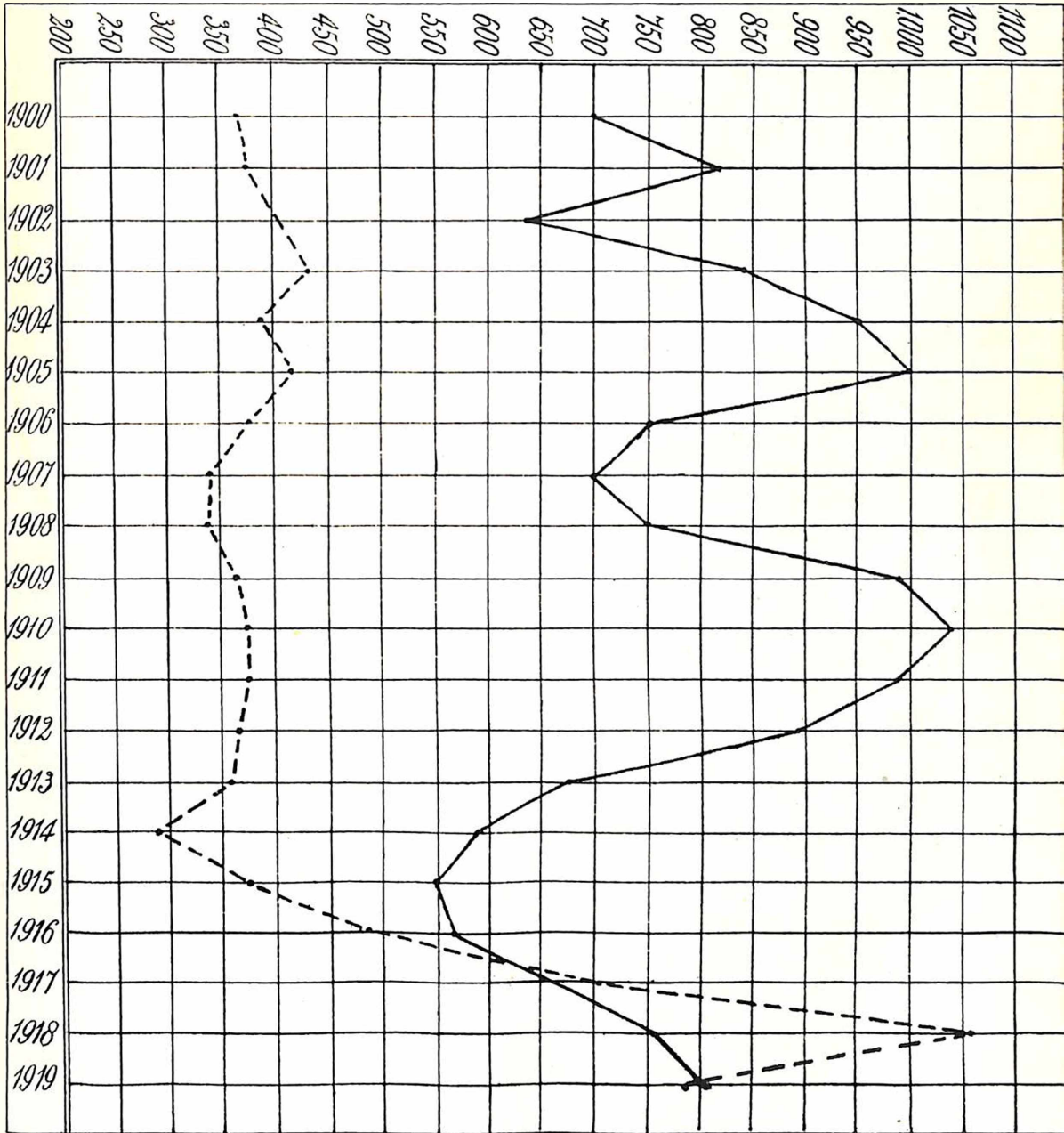
Tonnage.	1910.	1913.	1918.	1919.
Over 25 tons . . . . .	8	33	70	82
Over 10 and not exceeding 25 tons . . . . .	5	46	134	144
Over 5 and not exceeding 10 tons . . . . .	13	30	147	158
Not exceeding 5 tons . . . . .	10	38	135	132
	36	147	486	516

Trawling was pursued by 9 steam, 154 motor, and 188 sailing vessels worked by 1,277 fishermen.



Quantity of Fish (excluding shell fish) landed: in thousands of cwts. \_\_\_\_\_

Value of Fish (including shell fish) landed: in thousands of £ - - - - -



"Ring netting," with the Danish seine or "snurrevaad," was a part or whole-time occupation of fishermen from certain East Coast ports. Complaint was made by certain local amateur and professional fishermen of damage done to the industry in general by this method of fishing in Dublin Bay. The Department held inquiries into the matter at Kingstown, Rings-end and Balbriggan, the last-named being one of the principal home ports of ring-net fishermen. Much of the evidence given at these inquiries was based on supposition; but the Department have submitted to His Excellency the Lord Lieutenant in Council certain by-laws which they believe will afford reasonable protection to the stock of young fish.

#### LOANS.

During the year ended 31st March, 1920, 56 applications were received from 80 persons for loans amounting to £19,366 19s. 9d. Of these 41 loans were granted to 61 persons to the amount of £14,989 17s. 0d. The sum actually issued during the period was £11,106 5s. 2d. About nine-tenths of this sum was for the provision of motor boats.

The promissory notes signed to secure principal and interest, inclusive of £8,176 19s. 11d. of unrepaid notes taken over by the Department at the commencement of their administration of fishery loans in non-congested districts, amount to £135,876 12s. 10d. The amount repaid is £109,113 6s. 2d., while securities on hand, which have not yet matured for payment, represent £23,299 2s. 6d.

The total arrears of repayment of instalments stood at £799 6s. 4d. at the end of the financial year, and the aggregate amount written off as irrecoverable is £1,703 2s. 2d.

In connection especially with the larger loans issued in recent years for the purchase of motor fishing-boats, certain cases have arisen which have led the Department to insert the following paragraph in a circular issued to applicants for loans:—"When a boat or motor engine or gear is worn out, if the owner has not put by enough to replace it, but has to apply for another loan, it shows that he is no better off than before, and that giving him the first loan has been a failure."

Further particulars in connection with these loan transactions will be found in Appendix No. 11, pages 26 to 29.

#### REVIEW OF STATISTICS OF FISH (EXCLUDING SALMON) LANDED.

According to the returns received, the total quantity of sea fish (other than shell-fish) landed in 1919 was 806,737 cwts., valued at £718,706. The corresponding figures for 1918 were 760,986 cwts., and £993,421. The returns, therefore, show an increase of 45,751 cwts. and a decrease of £274,715.

Including shell-fish, but excluding salmon, the total value for 1919 was £787,570. In 1918 this value was £1,058,236.

Table 1 (a) page 4, gives particulars of the average prices of the various kinds of sea-fish during the past six years.



## DUBLIN MARKET RETURNS.

The amount of sea fish captured by trawl and hook which passed through the Dublin Market during the year was 3,064 tons, being 540 tons more than that of the previous year.

The fish received from steam trawlers included :—

			Boxes.				Boxes.
Black Soles	..	..	164	Whiting	..	..	7,083
Turbot	..	..	70	Hake	..	..	4,669
Brill	..	..	70	Gurnard	..	..	1,079
Plaice	..	..	1,685	Coalfish	..	..	2,751
Megrims	..	..	738	Ray	..	..	1,528
Dabs	..	..	1,368	Conger	..	..	1,298
Cod	..	..	10,346				

The supplies of trawl and hook fish from other Irish sources were :—

		Tons.	
Dublin Bay Boats (not Steamers)	..	162	Principally Plaice and Ray.
Howth	..	252	Principally Cod.
Balbriggan	..	273	Principally Plaice, Dabs and Ray.
Galway	..	113	Principally Plaice, Ray and Whiting.
Dingle	..	110	Principally Plaice, Black Soles, Dabs and Ray
Other Localities	..	383	Principally Cod, Plaice, Ray and Haddock.

About 2 tons of imported fresh fish consisting chiefly of haddock were sold in the market.

Besides the foregoing there passed through the Dublin Market during the year 2,802 barrels, and 23,549 boxes of Irish fresh herrings. The mackerel amounted to 11,155 boxes of Irish caught fish.

The quantities of salmon, trout and shell-fish passing through the market are not recorded in a form capable of being reduced to a statistical statement.

## SPRING MACKEREL FISHERY.

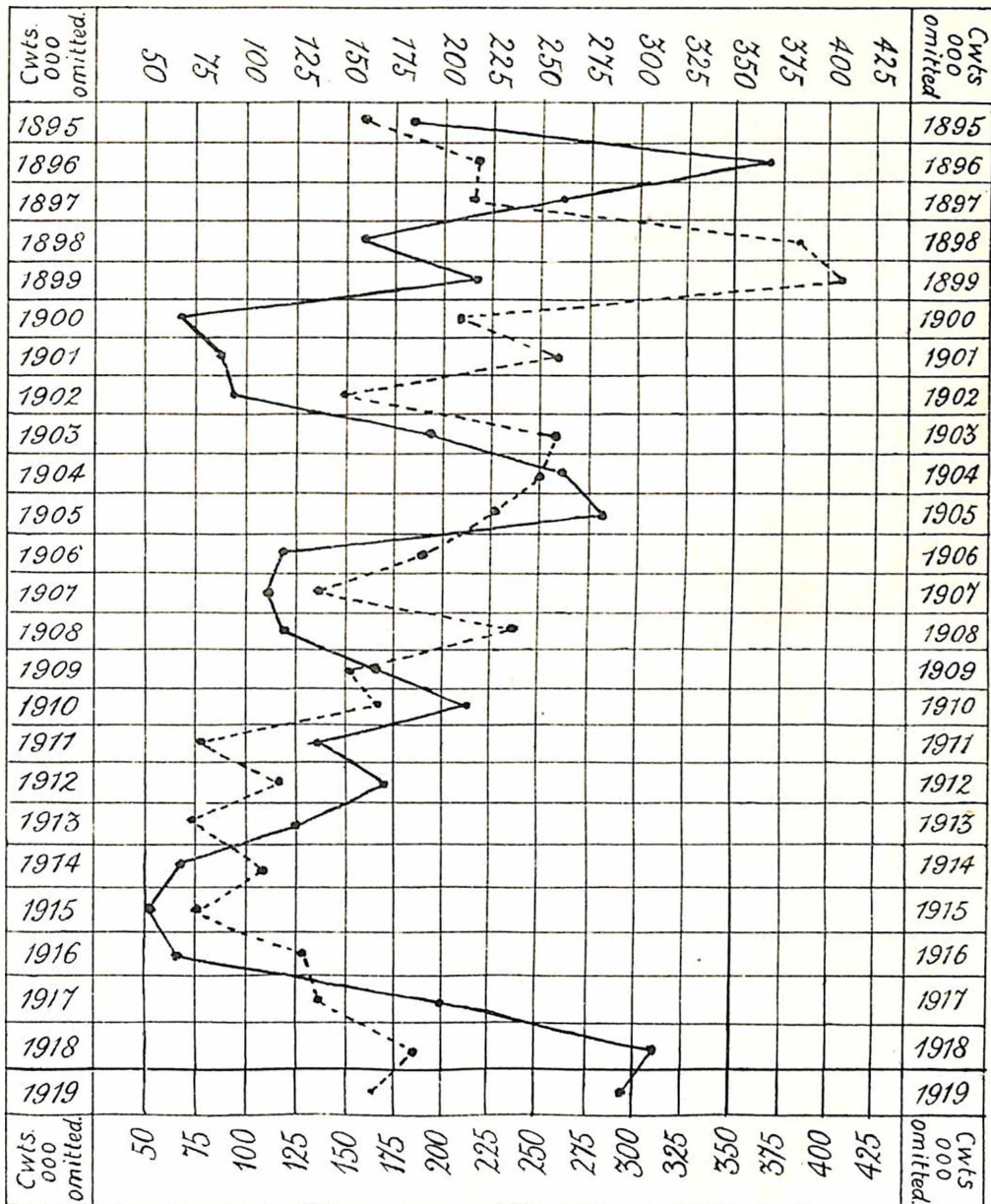
The Spring mackerel fishery, although not so productive as that of the previous year was, nevertheless, a considerably more profitable fishery than that of many preceding seasons. A comparison of the results of the fishery in each of the years subsequent to 1895 will be facilitated by reference to the diagram between pages viii. and ix.

The total catch amounted to some 166,000 cwts. valued at over £133,000. Nearly 3,000 barrels were cured for exportation.

A striking feature of the fishery was the very heavy landings at Baltimore which amounted to practically half the total. At Valentia the fishery resulted in the taking of over 39,000 cwts.

Details of the results of the fishery at the more important stations will be found in Appendix No. 3, page 10.

Diagram illustrating the fluctuations in the Irish Mackerel Fisheries during the years 1895-1919.



Spring Mackerel -----  
Autumn Mackerel \_\_\_\_\_

## AUTUMN MACKEREL FISHERY.

It is most satisfactory to record that during the year under review the Autumn Mackerel Fishery showed little diminution compared with the exceptionally productive fishery of the previous season. The total landings amounted to 298,000 cwts. in 1919, and 309,000 cwts. in 1918, but the value, in conformity with the generally falling prices for fish, fell from £286,500 in 1918, to £175,770 in 1919.

A very noticeable increase occurred in the number of barrels cured for exportation, 75,821 barrels being shipped. 49,131 barrels were shipped in the preceding year.

The fishing was again centred chiefly at the ports at the entrance to Kenmare Bay, Valentia Harbour, the ports on the Dingle Peninsula and at Baltimore. At the last-named port almost 42,000 cwts. were taken and gave a gross return to the boats engaged of practically £21,500.

Details of the landings at the principal stations are given in Appendix No. 5, page 12.

## SUMMER HERRING FISHERY.

The quantity of fish landed in the summer herring fishery, which has experienced a continuous decline in recent years, showed in the season under review some slight improvement. The total landings amounted to some 155,000 cwts., valued at £108,879. 141,000 cwts, valued at £188,000 were landed in the year 1918.

At the ports of Ardglass, Kilkeel and Howth, where the fishery is chiefly centred, the season appears to have been of an average character, but fishermen at certain of the secondary stations were more fortunate.

At Galway 7,500 cwts. were landed. 1,300 cwts. were landed in the previous year; at Kinsale, where 5,400 cwts. were landed there was an increase of 4,000 cwts.; at Kincasslagh and Killybegs the total capture amounted to 11,000 cwts. compared with 3,000 cwts. in the year 1918.

Appendix No 4, page 11, gives details of the fishery at the principal stations and the diagram between pages x. and xi. illustrates the variations in the herring fisheries during the years 1895-1919.

## WINTER HERRING FISHERY.

The winter Herring Fishery, which has shown an almost uninterrupted decline since the extraordinarily successful season of 1910 resulted in the capture during the year 1919 of 116,600 cwts., being an increase of approximately 100 per cent. on the figure for the previous year. It is hoped that this very successful winter season may prove to be the starting point of a steady recovery in the records of this formerly highly important fishery.

At Buncrana the total landings amounted to over 33,000 cwts., and at Dunmore East to nearly 19,000 cwts., so that, at these ports alone, the capture almost equalled the complete product of the 1918 fishery.



The aggregate value of the landings was over £79,000 which, notwithstanding the fall of fish prices recorded in Appendix No. 1 (a), page 4, exceeded the value in the previous year by about £12,000.

#### PIERS AND HARBOURS.

*Arklow*.—Dredging by the Department's suction dredger "Fag-an-bealach" took place on 130 days, and by removing 82,885 cubic yards of sand or an average of 637 cubic yards per day worked, maintained the depth in the harbour approaches.

*Helwick*.—Work at the new harbour was much advanced during 1919, and the undertaking generally is nearing completion.

*Kilkeel*.—The harbour extension, work on which was concluded in the year under review, has been of great service to the local fishing community.

*Annagassan*.—The "Fag-an-bealach" cleared the harbour basin, removing some 480 cubic yards of sand.

*Annalong*.—The approach channel was widened and cleared of rock to the level, approximately, of low water of ordinary spring tides. The outer harbour was considerably widened to enable incoming seas to spend themselves up-river, and thus mitigate the "run" at the entrance to the dock.

*Balbriggan*.—Both the outer and inner sections of the harbour were cleared of silt down to the original bed; and a dangerous rock in the fairway was removed.

*Portandhu*.—Work of general improvement at the harbour was commenced towards the close of 1919 and is still in progress.

In the three last-mentioned cases the funds were provided by the Irish Inter-departmental Committee for the Employment of Demobilised Men. From the same source moneys were furnished for work, carried out under the County Surveyors and with the advice of the Department's Engineers in the clearing and general improvement of Rush, Loughshinney and Courtown harbours.

#### SHELL FISHERIES.

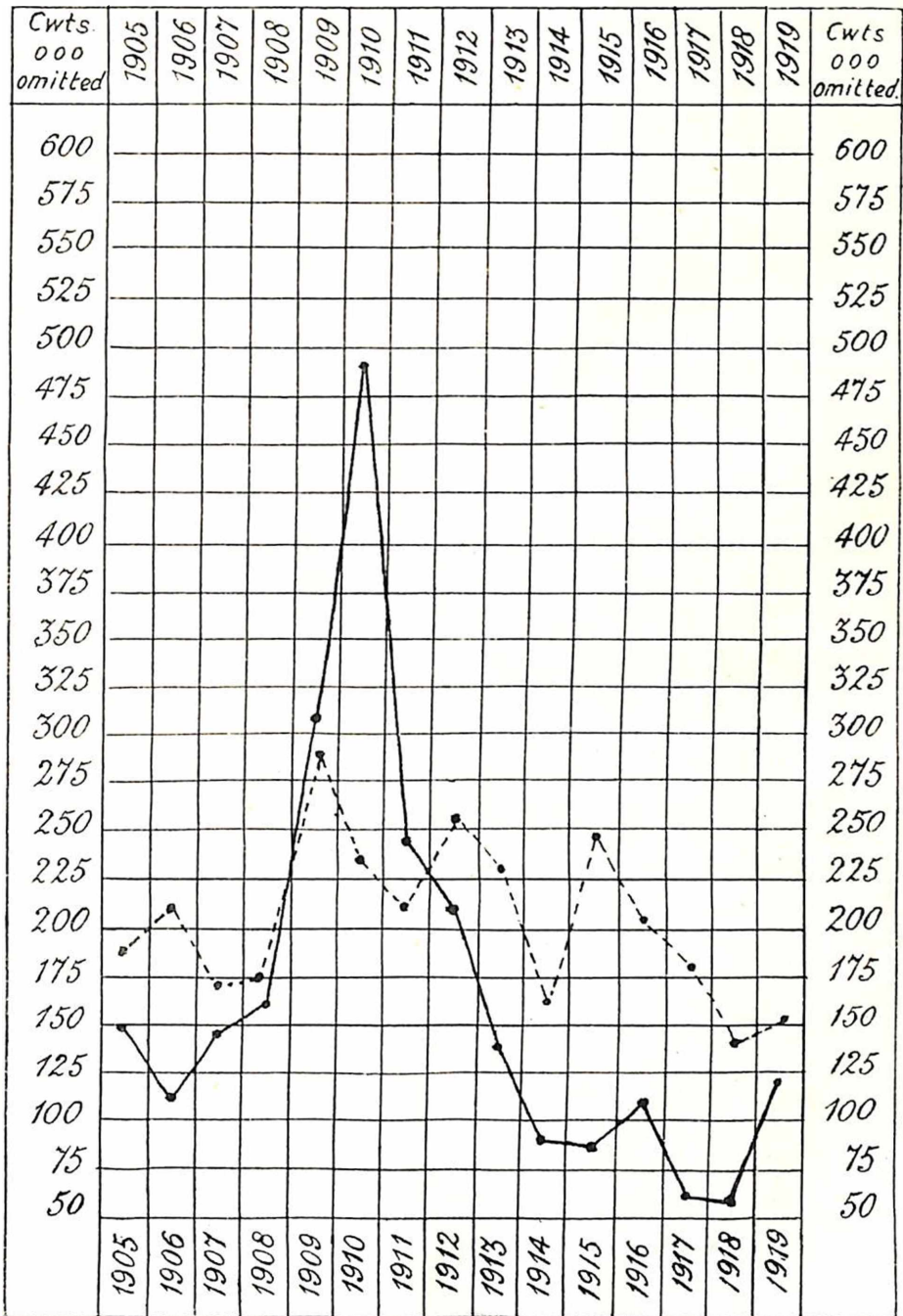
Officers appointed by the Department exercised supervision over the public oyster fisheries at Kinsale and Waterford Harbours, at Clarenbridge (Co. Galway) and at Inishlyre (Co. Mayo); over the mussel fisheries of Castlemaine Harbour, and the scallop fisheries in Connemara.

#### TECHNICAL INSTRUCTION.

The class in net mending, which has been carried on in previous years at Kinsale, was continued during the winter. The average attendance of pupils, all of whom came from the fishing population, was about 19.

Five pupils were nominated to the class of instruction in the care and management of marine motor engines at the Pembroke Technical School, Ringsend.

Diagram illustrating the fluctuations in the Irish Herring Fisheries during the years 1905-6 to 1919-20.



Summer Herring: - - - - -  
 Winter Herring: —————

NOTE.—Herrings landed from May to October, inclusive, are included under "Summer Herring." Herrings landed from November to the following April are included under "Winter Herring."

Statistical information prior to the Winter Season of 1911-1912, published in the Annual Reports, dealt with Seasons of different extent, and, consequently, the figures given in those Reports do not amount to the same totals as shown in above diagram.

## KELP.

According to information received some 3,286 tons of kelp were exported during the year 1919, as follows:—

County		Tons.
Clare	..	1,051
Galway	..	560
Mayo	..	461
Sligo	..	300
Donegal	..	886
Antrim	..	28

The value of the kelp exported was approximately £20,500.

In addition to the kelp exported it is estimated that about 50 per cent. of the product was manufactured in Ireland into potash for agricultural use in the country.

## BY-LAWS.

Since the date of our last Report By-Laws came into operation fixing the Close Time for Salmon and Trout in portions of the Waterville and Limerick Districts; prohibiting the use of long Lines, Night Lines or Spillers in the fresh waters of the Killarney and Waterville Districts; and prohibiting the capture of fish in the River Feale in the neighbourhood of the mill dam at Listowel, in the Limerick District.

The above By-Laws will be found in Appendix No. 18, page 80.

## INLAND FISHERIES.

## SALMON FISHERIES.

From the returns received from the Irish Railway Companies of the quantities of Salmon and trout carried it would appear that during the year 1919 the total capture was about 20 per cent. greater than in the previous year.

The figures given in the last Report showing the annual capture by drift nets off the coast between Roundstone (Co. Galway) and Portrush (Co. Antrim) since 1905 are continued:—

Year.	No. of fish landed.	Weight in cwts.
1905,	38,122	2,160
1906,	57,589	3,313
1907,	41,354	2,367
1908,	33,953	2,031
1909,	84,668	4,937
1910,	66,274	3,844
1911,	85,614	4,909
1912,	68,220	3,944
1913,	63,772	3,822
1914,	53,824	3,274
1915,	31,725	1,783
1916,	20,141	1,103
1917,	26,657	1,520
1918,	30,256	1,580
1919,	38,207	2,142



The number of boxes of Irish salmon sold at Billingsgate was 4,778 out of a total of 10,438. In the year 1918 the figures were respectively, 4,261 and 10,940.

A summary of the detailed reports received from the different Fishery Districts relative to the salmon fisheries of the country will be found in Appendix No. 16, page 54.

From these reports it would appear that the salmon fisheries considered as a whole have shown a distinct improvement during the year under review, such improvement being most marked in the southern districts.

The net fisheries were favoured by suitable weather and were in consequence more than usually productive, but angling, though good in the early months of the season, was injured greatly by the exceptionally dry summer which ensued.

Practically all rivers continued free from disease, but, as in previous seasons, many cases of minor pollution and consequent destruction of fish and fry are recorded.

The quantity of breeding fish observed during the winter seems to have shown some increase on that noticed in previous seasons, and the waters were generally favourable to spawning and to the protection of spawning and spent fish and fry.

The estimated output of salmon fry from hatcheries in the season of 1919-20 was 4,920,915. About 1,976,000 salmon fry were turned out from the Mallow and Banteer Hatcheries.

The amount of Licence Duty received by the Boards of Conservators during the year 1919 was £9,837 5s. 0d. This sum, with £957 19s. 0d. received by way of 10 per cent. rate, making a total of £10,795 4s. 0d. constitutes the only statutory provision for the protection of the inland fisheries. It fluctuates, naturally, from year to year, according to the number of licences taken out, but for many years has been insufficient for its purpose and has required to be supplemented by private subscriptions and grants from the Department. Present conditions, too familiar to everyone, have not only limited the amount derived from rod licences but have curtailed materially the possibility of private subscription, while the limit of the Department's power of contribution has been reached long since. Bailiffs naturally look to participate in the great recent increase of wages, and in some districts, indeed, have good reason to demand preferential treatment on account of the hazardous nature of their calling. These circumstances clearly demand a most substantial increase in licence duties, and the Department desire to secure the introduction of a Bill embodying such provision as soon as an opportunity occurs.

Particulars of the captures during the year at certain of the more important Salmon Fisheries are as follow :—

#### WATERFORD DISTRICT.

At Cahirpark Rod Fishery on the River Suir 75 fish, weighing altogether 618½ lbs., were taken.

At Neddin's Water 48 fish weighing altogether 417 lbs. were captured.

#### LISMORE DISTRICT.

At the Dromana Fishery 290 salmon and 510 peale were taken during the season.

The take of salmon and grilse at the Blackwater Fishery was 35 per cent. below the average for the 25 years ended 1899. Salmon was 48 per cent. below the average for the nine years 1891-1899, and grilse was 50 per cent. below the average for the same nine years.

#### KENMARE DISTRICT.

The capture at the Blackwater Fishery (Co. Kerry) was 23.5 per cent. below the average for the 25 years ended 1899.

#### WATERVILLE DISTRICT.

The number of fish taken at Waterville Weir during the season was 553 being 14 per cent. below the average for the twenty-four years 1873-1898

#### KILLARNEY DISTRICT.

The capture at the Laune Fishery below Killorglin Bridge was 21½ per cent. below the average for the 24 years ended 1898.

A pleasing feature was the improvement in the grilse fishing in June, the take being over 50½ per cent. better than in June, 1918, and over 100 per cent. better than in June, 1917, or June 1916.

#### LIMERICK DISTRICT.

At the Newgarden, Prospect, Doonass, Castle, Hermitage, Woodlands, World's End, and Summerhill Fisheries the total number and weight of fish taken were, respectively, 258 and 3,872 lbs.

#### BALLINA DISTRICT.

The capture of the Moy fishery was 13.1 per cent. below the average for the 25 years ended 1899.

In respect of the year ended 31st March, 1920, the Department made grants, amounting to £3,814 18s. 0d., to assist in the improvement and protection of inland fisheries. An expenditure, as specified below, of £3,351 6s. 10d. was actually made from this source.

	£	s.	d.
Dublin Conservators	..	18	0
Wexford "	..	60	0 0
Waterford "	..	100	0 0
Cork "	..	258	0 0
Bandon "	..	90	0 0
Skibbereen "	..	25	0 0
Kenmare "	..	60	0 0
Waterville "	..	55	0 0
Killarney "	..	134	0 0
Killarney Conservators (for enforcement of inland Fishery Laws at Cromane) ..	..	300	0 0
Limerick Conservators (including grant for upkeep of Shannon patrol boats) ..	..	922	3 9
Limerick Conservators (Feale and Cashen Committee)	..	100	0 0
Galway Conservators ..	..	100	0 0
Galway Conservators (Loughs Mask and Carra Fishery Associations)	..	200	0 0
Connemara Conservators ..	..	30	0 0
Bangor "	..	40	0 0
Ballina "	..	200	0 0
Sligo "	..	100	0 0
Londonderry "	..	80	0 0
Coleraine "	..	120	0 0
Dundalk "	..	40	0 0
Drogheda "	..	40	0 0
Lough Derg Fishery Society ..	..	40	0 0
Lough Sheelin Trout Protection Association ..	..	20	0 0
Camcor and Little Brosna Fishery Association ..	..	6	18 9
Derravaragh Anglers' Association ..	..	10	0 0
Lough Corrib Fisheries' Association ..	..	20	0 0
Miscellaneous Purposes and Hatcheries ..	..	164	6 4
		<u>£3,351</u>	<u>6 10</u>

The Fishmongers' Company continued to give effective aid in the suppression of the traffic in salmon and trout illegally caught in Ireland.

We desire again to express appreciation of the invaluable services rendered by the officers and men of the Royal Irish Constabulary in the protection of the salmon fisheries in spite of exceptional difficulties.



## EEL FISHERIES.

Judging by the quantities of eels carried over the various Irish Railway systems in the year 1919, the total capture would seem to show a slight decrease.

During the year 50 coghills, 369 gaps or eyes, 1 trap and 3 long lines were licensed for the capture of eels.

Notes on the fishery in the districts where the capture of eels is of importance are appended :—

*Waterford District.*—The fishery, which is pursued by about ten persons appears to be declining.

*Lismore District.*—Fishery good and improving. About £126 worth of eels was marketed in London.

*Limerick District.*—About 180 persons took part in the fishery which, however, was not so good as in the previous year owing to the dry season and consequent lack of water in the rivers.

*Galway District.*—During the year the eel fisheries showed improvement.

*Connemara District.*—About £115 worth of eels was consigned to Billingsgate. Season was of an average character.

*Ballina District.*—Labour trouble again did injury to the fishery, although happily not to so serious an extent as in the season of 1918. About £1,000 worth was sent to Billingsgate by the eight or nine persons engaged.

*Sligo District.*—Fishery reported to be good and showing improvement.

*Coleraine District.*—About £24,000 worth of eels was consigned to English markets—about double the value of the previous year's consignment.

*Dundalk District.*—The fishery suffered from the dry season but nearly £600 worth was captured.

## POLLEN FISHERIES.

From a report received from the Clerk to the Conservators for the Coleraine Fishery District it would appear that the Pollen Fisheries of Lough Neagh during the season of 1919 showed a decided improvement. During the earlier part of the season fish were exceptionally good both in size and quality and found a ready sale in the usual English markets. Their market price was further enhanced by the absence of any transport disabilities. During the latter part of the season the fish were smaller but found a ready sale, and during the hot weather they were disposed of locally at good prices.

Eighty-three trammel and 141 draft net licences for the capture of pollen were issued during the year and the amount of licence duty so derived amounted to £204 10s. 0d., showing a trifling decrease compared with the amount for the year 1918.

Many scientific and other reports have been received during the year, and this opportunity is taken of thanking those who placed the valuable information they contained at the disposal of the Department

We have the honour to be,

Sir,

Your Obedient Servants,

E W. L. HOLT,

*Chief Inspector of Fisheries*

CHARLES GREEN,

*Inspector of Fisheries.*

R. H. LEE,

*Inspector of Fisheries.*

Department of Agriculture and Technical

Instruction for Ireland,

(Fisheries Branch),

16th December, 1920.

APPENDIX TO THE REPORT  
ON THE  
SEA AND INLAND FISHERIES OF IRELAND  
FOR THE YEAR 1919.

Appendix. No	Page.
1. Quantity and value of Fish landed ... ..	2
2. Abstract of Returns of Vessels and Crews employed ... ..	5
3. Spring Mackerel Fishery ... ..	10
4. Summer Herring Fishery ... ..	11
5. Autumn Mackerel Fishery ... ..	12
6. Winter Herring Fishery ... ..	14
7. Mussel Licences in force ... ..	15
8. Periwinkle Licences in force ... ..	15
9. Oyster Licences in force ... ..	16
10. Beam and Otter Trawling ... ..	22
11. Loans—Tables 1, 2 and 3 ... ..	26
12. Licence duties payable in Ireland ... ..	30
13. Licence duties received in 1919 ... ..	32
14. Licence duties received from 1863 to 1919 ... ..	34
15. Abstracts of Accounts from Boards of Conservators ... ..	35
16. Substance of Reports received from Clerks of Conservators relative to Salmon Fisheries ... ..	54
17. Output of Salmon and Trout Fry in Ireland, 1919-20. ... ..	79
18. By-Laws, Orders, &c., which have come into force since last Report ... ..	80
19. Transfer of Fixed Net Certificates .. ..	80



Appendix to the Report for the year 1919 on

APPENDIX

STATEMENT of the Total Quantity and Value of the Fish returned as landed

	North Coast. (Erris Head to Torr Head.)				East Coast. (Torr Head to Carnore Point.)			
	Quantity		Value.		Quantity.		Value.	
	1919	1918	1919	1918	1919	1918	1919	1918
	Cwts.	Cwts.	£	£	Cwts.	Cwts.	£	£
Brill .. .. .	21	11	55	59	63	19	630	394
Soles .. .. .	78	118	457	836	392	166	3,336	1,510
Turbot .. .. .	3	18	23	159	61	31	620	286
<b>Total Prime Fish</b> .. .. .	<b>102</b>	<b>177</b>	<b>535</b>	<b>1,051</b>	<b>521</b>	<b>216</b>	<b>4,586</b>	<b>2,189</b>
Cod .. .. .	3,111	3,681	11,201	10,711	18,966	15,171	46,216	54,789
Conger Eel .. .. .	161	127	319	311	1,371	357	2,356	2,117
Haddock .. .. .	3,310	2,560	6,111	8,628	567	181	1,899	665
Hake .. .. .	-	-	-	-	4,155	1,658	15,310	7,307
Herrings .. .. .	67,912	45,102	46,760	61,206	93,386	92,092	80,007	121,267
Ling .. .. .	3	3	11	7	376	204	733	513
Mackerel .. .. .	2,431	4,552	2,213	3,138	5,610	6,012	2,041	2,327
Plaice .. .. .	1,994	2,618	4,515	7,137	10,773	6,594	30,479	23,650
Ray or Skate .. .. .	1,695	1,924	2,059	1,881	2,366	1,953	2,385	2,890
Sprats .. .. .	773	1,412	231	351	-	-	-	-
Whiting .. .. .	2,191	631	2,439	1,253	6,603	7,236	13,655	18,551
All other except Shell Fish .. .. .	3,125	791	4,562	1,237	12,173	9,765	13,081	19,831*
<b>Total of all Fish save Shell Fish</b> .. .. .	<b>88,868</b>	<b>63,908</b>	<b>81,355</b>	<b>96,917</b>	<b>158,867</b>	<b>142,105</b>	<b>217,778</b>	<b>256,309</b>
<b>SHELL FISH :-</b>	<b>No.</b>	<b>No.</b>			<b>No.</b>	<b>No.</b>		
Crabs .. .. .	75,000	65,787	756	588	46,420	71,220	549	801
Lobsters .. .. .	92,106	93,001	4,378	4,871	128,901	91,730	7,607	5,181
Mussels .. .. .	Cwts. 2,152	Cwts. 1,090	133	161	Cwts. 12,020	Cwts. 13,923	2,481	3,620
Oysters .. .. .	No. 120,500	No. 119,635	2,208	500	No. 2,100,000	No. 1,588,200	8,100	6,158
Other Shell Fish .. .. .	Cwts. 2,928	Cwts. 2,699	1,002	1,102	Cwts. 5,517	Cwts. 6,371	2,694	3,275
<b>Total of Shell Fish</b> .. .. .	<b>-</b>	<b>-</b>	<b>8,497</b>	<b>7,223</b>	<b>-</b>	<b>-</b>	<b>22,671</b>	<b>19,038</b>
<b>Grand Total</b> .. .. .	<b>-</b>	<b>-</b>	<b>89,852</b>	<b>104,142</b>	<b>-</b>	<b>-</b>	<b>240,449</b>	<b>275,347</b>

No. I.

landed on the Irish Coasts during the Year 1919, as compared with that during 1918.

South Coast. (Carnsore Point to Loop Head.)				West Coast (Loop Head to Ferris Head.)				TOTAL.			
Quantity.		Value.		Quantity.		Value.		Quantity.		Value.	
1919	1918	1919	1918	1919	1918	1919	1918	1919	1918	1919	1918
Cwts.	Cwts.	£	£	Cwts.	Cwts.	£	£	Cwts.	Cwts.	£	£
135	101	623	433	44	43	156	189	265	204	1,464	1,075
728	816	6,019	7,199	119	129	892	1,014	1,317	1,259	10,731	10,559
113	141	621	933	74	115	453	763	254	305	1,717	2,140
976	1,058	7,293	8,565	237	287	1,501	1,966	1,826	1,768	13,915	13,774
5,338	789	11,183	1,889	800	1,105	1,470	1,576	30,805	20,740	70,109	68,965
106	1,177	189	1,541	125	333	175	507	1,763	2,594	3,060	4,776
27	4	64	10	253	245	634	618	4,157	2,983	9,041	9,921
375	103	826	347	39	23	154	102	4,569	1,781	16,290	7,756
55,653	44,553	48,560	61,142	13,786	9,557	10,606	11,232	238,769	191,404	185,933	257,817
51	230	152	505	1,131	1,334	2,045	2,491	1,564	1,971	2,939	3,516
129,555	398,168	290,310	434,557	28,057	81,231	10,136	77,234	465,653	489,905	313,730	517,277
2,763	2,547	7,159	10,290	624	574	1,864	2,158	16,154	12,363	44,514	43,235
1,256	3,237	1,600	5,492	549	1,170	815	1,822	5,906	8,284	6,859	11,998
861	182	733	74	-	-	-	-	1,624	1,591	967	426
928	481	1,078	707	277	165	459	370	10,009	8,516	17,611	20,831
5,599	2,364	5,843	5,998	3,021	3,062	5,152	5,980	23,918	16,982	33,938	33,016
504,100	455,887	375,287	534,118	54,902	99,036	44,256	106,077	806,737	760,986	718,706	993,421
No.	No.			No.	No.			No.	No.		
33,564	35,098	470	405	-	600	-	6	153,981	175,705	1,775	1,803
258,810	231,317	13,732	13,721	182,208	176,658	8,890	10,446	662,358	600,706	34,607	34,219
Cwts.	Cwts.			Cwts.	Cwts.			Cwts.	Cwts.		
5,660	6,562	1,680	1,523	3,000	1,810	300	184	22,332	23,405	5,020	5,491
No.	No.			No.	No.			No.	No.		
243,600	447,646	527	882	376,098	413,406	1,263	1,063	340,198	698,887	12,398	8,603
Cwts.	Cwts.			Cwts.	Cwts.			Cwts.	Cwts.		
11,276	11,057	8,519	6,719	7,795	8,276	2,879	3,603	30,156	31,606	15,064	11,099
-	-	24,364	23,250	-	-	15,332	15,302	-	-	68,864	64,815
-	-	399,651	567,368	-	-	57,618	121,379	-	-	787,570	1,058,226

## APPENDIX NO. 1 (a).

COMPARISON between the years 1914-1919 inclusive in respect to the Average Prices of the different kinds of Sea Fish landed in Ireland.

Kind of Fish.	AVERAGE PRICE PER CWT.					
	1914.	1915.	1916.	1917.	1918.	1919.
	£ s. d.	£ s. d.	£ s. d.	£ s. d.	£ s. d.	£ s. d.
Brill ...	2 8 11	2 9 11	4 2 10	3 19 11	5 5 5	5 10 6
Soles ...	4 7 0	4 16 5	5 10 11	6 8 1	8 7 9	8 3 0
Trnbot ...	4 10 5	4 13 11	5 6 3	5 15 2	7 0 4	6 15 2
Cod ...	0 17 7	1 3 6	1 11 9	2 4 8	3 6 6	2 5 6
Conger Fel	0 13 4	0 16 1	1 2 3	1 9 9	1 16 10	1 14 9
Haddock ...	0 17 10	1 5 6	1 5 1	2 0 1	3 6 4	2 3 6
Hake ...	1 6 1	1 17 2	2 6 9	3 18 2	4 6 11	3 11 4
Herrings ...	0 6 9	0 11 0	0 15 5	0 17 3	1 6 11	0 15 7
Ling ...	0 14 6	0 15 9	1 1 4	1 8 2	1 15 8	1 17 7
Mackerel ...	0 6 2	0 9 11	0 11 3	0 16 6	1 1 1	0 13 6
Plaice ...	1 3 8	1 10 1	1 11 11	2 11 2	3 9 11	2 14 10
Ray or Skate	0 9 0	0 9 7	0 12 7	0 18 9	1 9 0	1 3 3
Sprats ...	0 4 7	0 6 8	0 5 7	0 12 3	0 5 4	0 11 10
Whiting ...	0 16 0	1 3 8	1 5 10	1 14 4	2 9 1	1 15 2
Other kinds (not including Shell Fish).	0 10 10	0 14 11	0 19 7	1 7 7	1 18 11	1 8 5
All, except Shell Fish	0 8 1	0 12 1	0 15 9	0 19 4	1 6 1	0 17 10

*the Sea and Inland Fisheries of Ireland.*

APPENDIX NO. 2.

ABSTRACT OF RETURNS of the Numbers of Vessels, Boats, and Crews engaged in the Sea Fisheries in 1919.

RETURN OF MOTOR FISHING BOATS FOR THE YEAR 1919.

No	DIVISION.	Over 25 tons.	Over 10 tons and not exceeding 25 tons	Over 5 tons and not exceeding 10 tons.	Not exceeding 5 tons
1	Kingstown	3	11	7	12
2	Wicklow	21	23	3	6
3	Wexford	—	1	6	—
4	Tramore	1	4	2	10
5	Queenstown	—	3	1	1
6	Kinsale	1	2	2	1
7	Skibbereen	27	27	6	14
8	Castletownbere	1	2	4	6
9	Valentia	—	3	9	5
10	Dingle	—	3	3	—
11	Kilkee	—	—	—	1
12	Galway	2	2	1	3
13	Keel	—	—	—	—
14	Belmullet	—	—	1	—
15	Sligo	—	—	—	—
16	Killybegs	3	3	1	1
17	Rathmullan	8	7	1	6
18	Moville	—	—	10	8
19	Ballycastle	—	3	18	11
20	Carrickfergus	—	—	18	9
21	Donaghadee	2	32	35	9
22	Newcastle	9	11	13	21
23	Dundalk	—	—	17	7
24	Malahide	4	5	—	1
	Totals	82	144	158	132



APPENDIX

ABSTRACT OF RETURNS of the Numbers of Vessels, Boats, and Crews Registered, Unregistered, and Unclassed Vessels

No.	COASTGUARD DIVISION.	SOLELY ENGAGED								
		FIRST CLASS.			SECOND CLASS			THIRD CLASS.		
		Vessels.	Men,	Boys.	Vessels.	Men.	Boys.	Vessels	Men.	Boys.
1	Kingstown .. ..	23	137	13	18	189	6	7	11	
2	Wicklow .. ..	35	215	16	53	153	9	-	-	
3	Wexford .. ..	2	8	-	25	82	-	-	-	
4	Tramore .. ..	1	6	-	59	201	3	2	1	
5	Queenstown .. ..	4	16	-	28	75	2	1	-	
6	Kinsale .. ..	7	38	5	16	61	4	-	-	
7	Skibbereen .. ..	30	193	30	16	84	15	4	12	
8	Castletownbere .. ..	-	-	-	-	-	-	-	-	
9	Valentia .. ..	2	8	2	12	60	-	5	19	
10	Dingle .. ..	42	163	20	-	-	-	-	-	
11	Kilkee .. ..	2	10	-	7	21	-	-	-	
12	Galway .. ..	18	110	5	48	165	-	-	-	
13	Keel .. ..	1	4	-	5	15	-	-	-	
14	Behmullet .. ..	-	-	-	-	-	-	-	-	
15	Sligo .. ..	4	21	-	15	36	-	2	4	
16	Killybegs .. ..	2	11	1	19	100	-	7	21	1
17	Rathmullan .. ..	1	3	-	14	48	-	-	-	
18	Meville .. ..	-	-	-	50	249	-	-	-	
19	Ballycastle, Antrim .. ..	1	4	-	41	113	1	-	-	
20	Carrickfergus .. ..	4	16	-	15	39	3	1	6	
21	Donaghadee .. ..	35	175	-	17	135	-	7	18	
22	Newcastle .. ..	32	197	18	40	70	-	9	24	
23	Dundalk .. ..	-	-	-	27	123	-	7	17	1
24	Malahide .. ..	7	41	-	20	76	2	7	4	
	Totals for 1919 .. ..	236	1,453	110	608	2,112	43	62	148	2
	Totals for 1918 .. ..	242	1,366	101	552	1,955	49	59	147	

No. 2.—*continued.*

engaged in the Sea Fisheries in 1919,  
that fished during the year 1919.

IN FISHING.									
Open row boats of 18 feet keel and upwards, and canoes of 18 feet and upwards over all.			Open row boats of less than 18 feet keel, and canoes of less than 18 feet over all.			TOTALS.			No.
Vessels.	Men.	Boys.	Vessels.	Men.	Boys.	Vessels.	Men.	Boys.	
-	-	-	-	-	-	78	331	19	1
-	-	-	-	-	-	88	398	25	2
-	-	-	9	9	-	36	99	-	3
-	-	-	3	8	-	65	219	3	4
-	-	-	-	-	-	33	93	2	5
-	-	-	-	-	-	23	102	9	6
-	-	-	-	-	-	50	295	15	7
-	-	-	-	-	-	-	-	-	8
5	25	-	-	-	-	21	112	-	9
12	125	-	-	-	-	81	288	20	10
10	27	-	-	-	-	19	55	-	11
-	-	-	-	-	-	66	298	5	12
-	-	-	-	-	-	6	19	-	13
-	-	-	-	-	-	-	-	-	14
3	18	-	-	-	-	24	82	-	15
-	-	-	-	-	-	28	138	2	16
-	-	-	-	-	-	15	51	-	17
-	-	-	-	-	-	50	249	-	18
-	-	-	1	-	-	45	117	1	19
-	-	-	1	1	-	27	91	3	20
-	-	-	-	2	-	91	330	-	21
-	-	-	1	2	-	82	293	18	22
-	-	-	-	-	-	31	110	1	23
-	-	-	-	-	-	31	124	2	24
60	195	-	17	22	-	1,005	3,930	157	
87	271	-	16	19	-	956	3,761	150	

## APPENDIX

ABSTRACT OF RETURNS of the Numbers of Vessels, Boats,  
Registered, Unregistered, and Unclassed Vessels

No	COASTGUARD DIVISION.	PARTIALLY ENGAGED								
		FIRST CLASS.			SECOND CLASS.			THIRD CLASS.		
		Vessels.	Men.	Boys.	Vessels.	Men.	Boys.	Vessels.	Men.	Boys.
1	Kingstown	-	-	-	13	48	1	1	2	-
2	Wicklow	1	-	-	24	74	-	2	7	-
3	Wexford ..	-	-	-	55	236	-	-	-	-
4	Tramore ..	-	-	-	33	96	2	12	26	-
5	Queensdown	2	8	-	13	35	6	3	9	-
6	Kinsale	-	-	-	56	243	17	8	26	-
7	Skibbereen	29	179	28	109	918	72	51	190	-
8	Castletownbere ..	2	11	2	188	933	32	90	398	4
9	Valentia ..	-	-	-	13	28	-	19	100	-
10	Dingle	-	-	-	10	20	-	1	-	-
11	Kilkee	-	-	-	2	6	-	-	-	-
12	Galway	8	56	-	144	494	3	105	272	3
13	Keel	-	-	-	-	-	-	17	77	-
14	Beaumont ..	6	30	-	12	40	-	18	36	-
15	Sligo	-	-	-	-	15	-	3	9	-
16	Killybegs ..	14	85	-	213	893	-	2	7	-
17	Rathmullan	35	224	-	150	534	-	6	11	1
18	Noville	-	-	-	82	386	-	1	2	-
19	Ballycastle, Antrim	-	-	-	35	65	8	6	9	-
20	Carrickfergus	-	-	-	16	32	-	10	13	-
21	Donaghadee	-	-	-	12	26	-	12	10	-
22	Newcastle	-	-	-	106	211	-	25	47	1
23	Dundalk ..	-	-	-	69	213	-	9	19	-
24	Malabide ..	-	-	-	7	14	-	6	12	-
Totals for 1919		97	593	30	1,457	5,560	111	407	1,285	11
Totals for 1918		107	646	29	1,567	6,276	123	455	1,419	10

No. 2.—*continued.*

and Crews engaged in the Sea Fisheries in 1919.  
that fished during the year 1919.

IN FISHING.									GRAND TOTALS			
Open row boats of 18 ft. keel & upwards, & canoes of 18 ft. & upwards over all.			Open row boats of less than 18 ft. keel & canoes of less than 18 ft. over all.			TOTALS.			of all engaged in 1919.			No.
Vessels.	Men.	Boys.	Vessels.	Men.	Boys.	Vessels.	Men.	Boys.	Vessels.	Men.	Boys.	
12	79	-	2	3	-	28	132	-	106	463	20	1
5	14	-	-	-	-	32	95	-	120	193	25	2
1	1	-	3	4	-	59	241	-	95	340	-	3
3	25	-	40	66	-	88	213	2	153	432	5	4
5	12	-	24	28	-	47	92	6	80	185	8	5
3	11	-	24	48	6	93	328	22	116	430	31	6
13	52	-	20	56	-	312	1,395	100	362	1,690	145	7
20	69	-	1	1	-	301	1,113	38	301	1,413	38	8
365	1,749	6	42	95	-	439	1,972	6	463	2,084	8	9
203	582	-	1	2	-	215	606	-	299	894	20	10
60	166	-	10	21	-	72	193	-	91	251	-	11
256	791	-	222	483	-	735	2,097	6	801	2,395	11	12
15	48	-	8	16	-	40	141	-	46	160	-	13
122	379	-	30	55	-	188	540	-	188	540	-	14
37	229	-	8	11	-	53	264	-	77	346	-	15
5	12	-	29	20	-	263	1,017	-	291	1,155	2	16
-	-	-	23	22	-	214	791	1	229	842	1	17
-	-	-	-	-	-	83	38	-	133	637	-	18
-	-	-	8	13	-	49	87	8	92	204	9	19
1	5	-	8	15	-	35	65	-	62	159	3	20
-	-	-	-	-	-	24	36	-	118	366	-	21
-	-	-	3	-	-	134	258	1	216	351	19	22
-	-	-	48	53	-	126	285	-	160	425	1	23
2	4	-	-	-	-	15	30	-	49	154	2	24
1,130	4,228	6	554	1,013	-	3,645	12,679	191	4,648	16,609	348	
1,105	4,123	7	527	954	4	3,761	13,113	173	4,717	17,179	323	



## APPENDIX NO. 3.

## SPRING MACKEREL FISHERY 1919.

No.	Stations.	Date when Fishing may be said to have commenced.	Date when Fishing may be said to have ended.	Quantity captured in cwts.	Total Approximate Value.			Number of Barrels cured for Exportation.
					£	s.	d.	
1	Portavogie	No regular fishing: catch landed in herring nets.	31st July	332	40	1	6	—
2	Kilkeel	1st July	31st July	576	171	11	9	—
3	Howth	1st July	31st July	1,500	427	0	0	—
4	Dunmore East	No regular fishing: catch landed in herring nets	31st July	4,300	1,916	10	0	—
5	Tramore	June	July	560	700	0	0	—
6	Kinsale	1st March	31st July	9,168	10,236	8	6	12
7	Union Hall	1st March	26th June	1,113	564	16	6	158
8	Baltimore	1st March	31st July	76,966	69,824	9	0	99
9	Schull	1st March	31st May	321	97	10	0	39
10	Cape Clear	1st April	31st July	1,250	380	0	0	232
11	Castletownbere	1st July	31st July	452	201	19	0	59
12	Ballydonegan	1st March	30th April	284	232	0	0	—
13	Waterville	10th March	31st May	1,200	900	0	0	—
14	Knightstown	1st April	31st July	39,437	29,719	12	6	—
15	Cahirciveen	9th April	31st July	1,216	1,124	18	0	—
16	Dingle	1st April	31st July	3,076	1,454	1	0	442
17	Dunquin	22nd March	22nd July	1,117	820	2	0	182
18	Bealbawn	March	June	825	836	18	0	—
19	Ballinacraig	1st April	31st May	395	226	17	0	—
20	Ballinagall	1st April	21st July	3,536	2,072	10	0	—
21	Brandon Creek	22nd March	25th June	1,089	857	8	0	60
22	Brandon Bay	16th March	26th July	764	581	13	0	199
23	North Aran	3rd April	30th July	1,967	1,345	14	9	—
24	Galway	3rd April	31st July	466	302	5	0	—
25	Roundstone	23rd April	15th July	4,738	2,937	2	8	434
26	Clifden	8th May	20th July	2,523	839	5	0	430
27	Cleggan	1st April	31st July	3,498	2,285	11	6	470

APPENDIX NO. 4.

SUMMER HERRING FISHERY, 1919.

No.	Stations.	Date on which Fishing may be said to have commenced.	Date on which Fishing may be said to have ended.	Quantity captured in cwt.	Value.	Quantity cured for Exportation.
					£ s. d.	
1	Killybegs ..	3rd May ..	31st October ..	4,911	4,794 16 6	150
2	Burtonport ..	14th May ..	29th September ..	3,792	1,532 0 0	1,823
3	Kincasslagh ..	14th May ..	23rd September ..	6,034	2,117 4 0	
4	Bumbeg ..	May ..	May ..	259	73 0 0	
5	Inishbofin ..	1st May ..	6th October ..	3,051	1,036 17 6	600
6	Downings ..	8th May ..	30th September ..	17,411	6,738 6 6	5,000
7	Buneraua ..	1st May ..	16th June ..	1,530	751 10 0	—
8	Portmuck ..	July ..	August ..	350	280 0 0	—
9	Portavogie ..	3rd May ..	18th October ..	5,639	6,346 16 6	—
10	Portaferry ..	15th September ..	16th October ..	290	500 0 0	—
11	Ardglass ..	6th May ..	31st October ..	17,653	17,587 11 0	—
12	Annalong ..	1st June ..	31st October ..	2974	829 2 0	—
13	Kilkeel ..	16th May ..	31st October ..	11,602	10,987 6 0	—
14	Howth ..	1st June ..	15th October ..	39,210	26,961 11 0	—
15	Arklow ..	6th October ..	31st October ..	276	295 0 0	—
16	Curracloe ..	15th October ..	31st October ..	286	315 0 0	—
17	Wexford ..	1st October ..	31st October ..	412	351 5 9	—
18	Dunmore East ..	1st May ..	20th June ..	5,236	6,066 12 6	—
19	Helvick Head ..	3rd May ..	31st October ..	2,454	1,603 5 0	—
20	Kinsale ..	1st May ..	31st October ..	5,351	3,568 1 0	258
21	Union Hall ..	1st May ..	31st October ..	346	297 18 0	—
22	Baltimore ..	1st May ..	31st October ..	911	1,201 16 0	—
23	Schull ..	1st August ..	31st October ..	2,288	995 5 0	110
24	Crookhaven ..	1st August ..	31st October ..	325	192 5 0	40
25	Bantry ..	1st August ..	31st October ..	3,726	2,035 3 0	550
26	Castletownbere ..	1st August ..	31st October ..	2,284	1,214 2 0	
27	Lackeen Point ..	1st October ..	31st October ..	365	470 0 0	—
28	Knightstown ..	Caught in mackerel nets	October ..	437	230 10 0	—
29	Dunquin ..	24th July ..	31st October ..	305	176 10 0	—
30	Seafield ..	1st May ..	31st October ..	581	448 8 0	—
31	Galway ..	27th May ..	31st October ..	7,564	3,687 4 8	—
32	Cleggan ..	5th July ..	16th July ..	1,532	902 15 0	—
33	Keel ..	26th August ..	30th October ..	3,850	1,332 0 0	800

4331

## APPENDIX

## AUTUMN MACKEREL

## PARTICULARS of the FISHING carried

STATIONS.	Date when Fishing may be said to have commenced.	Date when Fishing may be said to have ended.	Quantity captured in Cwts.	Total Approximate Value.			Number of Barrels Cured for Exportation.
				£	s.	d.	
Mallagmore	August	October	6684	219	11	0	—
Burtonport	January	February	503	285	13	0	—
Buncrana	January	February	3,157	2,591	10	0	—
Ardglass	No regular Mackerel Fishing; fish landed in herring nets.	—	359	25	16	6	—
Kilkeel	1st August	31st August	430	83	9	3	—
Howth	No regular Mackerel Fishing; Fish landed in herring nets.	—	1,100	253	0	0	—
Greystones	—	—	317	475	10	0	—
Fethard	1st August	23rd October	334	271	11	0	—
Passage East	August	September	470	195	0	0	—
Helvick Head	1st August	10th October	362	219	14	0	—
Kinsale	1st August	29th February	13,108½	8,779	11	6	253
Union Hall	11th August	15th December	7,802	3,734	10	0	2,397
Castletownsend	1st August	28th February	1,831	1,058	4	10	543
Cape Clear	Fish landed in herring nets.	—	1,450	750	0	0	—
Baltimore	August	February	41,840	21,516	10	0	1,353
Schul	September	December	1,318	544	19	0	225
Dunmanus	—	—	4,600	2,300	0	0	478
Dunkelly	—	—	6,518	2,455	0	0	1,637
Castletownbere	August	October	1,160	654	0	0	370
Garrish	25th August	7th December	22,482	13,263	10	0	6,886
Ballydonegan	September	December	32,900	16,150	0	0	10,060
Ballycrovane	26th August	10th November	39,000	25,000	0	0	13,000

No. 5.

FISHERY, 1919-1920

on at the PRINCIPAL STATIONS.

STATIONS.	Date when Fishing may be said to have commenced.	Date when Fishing may be said to have ended.	Quantity captured in Cwts.	Total Approximate Value.			Number of Barrels Cured for Exportation.
				£	s.	d.	
Knights town	August	February	35,869	25,665	2	0	11,182
Cahiriveen	1st August	18th December	6,411	5,323	19	6	1,224
Dingle	1st September	31st December	2,191	1,213	4	0	18,950*
Dunquin	5th September	18th December	3,915	2,286	0	0	—
Bealbane	September	21st February	12,163	6,219	18	6	—
Ballinacraig	1st September	16th December	4,234	2,091	19	6	—
Ballinagall	August	December	16,172	7,876	10	0	—
Brandon Creek	1th September	25th February	5,319	2,466	11	0	—
Brandon Bay	21st August	24th February	11,228	6,636	4	0	2,912
Crosshaven	September	October	300	150	0	0	—
Waterville	August	October	2,413	2,713	0	0	200
Tramore	—	—	568	367	0	0	—
Galley Head	August	September	250	125	0	0	—
Kilkee	1st September	16th December	656	513	10	0	—
Farraly	August	February	373½	312	13	0	—
Seafield	1st August	28th February	1,613	1,227	5	0	202
Ballaghaine	—	—	166½	511	5	0	—
North Aran	10th September	11th December	2,552½	1,584	16	9	666
Costello Bay	1st September	30th September	510	269	5	0	—
Clifden	1st October	11th December	2,218	1,381	1	0	400
Cleggan	25th August	8th January	2,906	1,947	3	6	450
Tully	—	—	1,200	900	0	0	—

\* Part of the Fish cured at Dingle was landed at other stations.



## APPENDIX NO. 6.

## WINTER HERRING FISHERY, 1919-20.

Particulars of the Fishing carried on at the Principal Stations.

No.	Stations.	Date when Fishing may be said to have commenced.	Date on which Fishing may be said to have ended.	Quantity captured in cwt.	Total Approximate Value.			Number of Barrels cured for Exportation.
					£	s.	d.	
1	Inniscrone	1st November	December	4,000	3,015	0	0	—
2	Mullaghmore ..	November	April	3191	181	0	0	—
3	Killybegs ..	1st November	30th April	3,106½	1,976	1	0	—
4	Burtonport ..	January	March	7,073	4,898	5	0	—
5	Kincasslagh ..	January	February	962	469	18	0	179
6	Downings ..	December	February	3,161	1,738	19	0	550
7	Bunctana ..	December	March	31,629	27,761	8	0	—
8	Balbriggan ..	7th November	22nd December	2,225	1,703	8	0	—
9	Loughshinney ..	1st November	January	820	738	10	0	—
10	Howth ..	1st November	20th December	2,602	2,015	0	0	—
11	Arklow ..	1st November	31st December	3,260	2,441	5	0	—
12	Courtown ..	1st November	31st December	1,723	1,526	8	0	—
13	Wexford ..	November	December	1,000	750	0	0	—
14	Curracloe ..	November	December	890	1,112	10	0	—
15	Rosslare ..	November	December	2,600	1,820	0	0	—
16	Ballygeary ..	November	December	1,200	810	0	0	—
17	Wicklow ..	November	December	256	256	0	0	—
18	Greystones ..	November	December	700	786	0	0	—
19	Passage East ..	November	February	8,120	3,850	0	0	—
20	Dunmore East	7th November	21st February	18,637	10,073	5	0	200
21	Helvick Head ..	1st November	28th April	420	317	0	0	—
22	Kinsale ..	1st November	30th April	4,937	2,787	9	6	165
23	Bantry ..	1st November	30th April	5,832	3,919	18	6	—
24	Castletownbere	November	January	302	151	0	0	—
25	Leafeld ..	1st November	30th April	1,025	566	5	0	—
26	North Aran ..	16th November	24th January	1,426½	482	18	6	—
27	Galway ..	1st November	18th December	1,383½	707	18	0	—

APPENDIX No. 7

LIST of LICENCES to Plant MUSSEL BEDS *in force* at date of this Report and substance of Reports received in respect of year to 31st December, 1919.

No. of Licence.	Date of Licence.	Persons to whom Granted.	Alleged present Owner or Lessee, or Agent.	Locality of Beds.	Area of Beds	SUBSTANCE OF REPORTS RECEIVED AS TO STATE OF BEDS.
					A. R. P.	
						CO. MEATH.
2	3rd Jan., 1906 ..	John King ..	John King ..	River Nanny ..	11 2 0	Bed fairly well stocked with mussels. 3 tons of mussels laid down. 2 tons, value £8 10s. per ton, taken off and sold for consumption. A small fall of spat observed.
3	22nd August, 1907	James J. King ..	James J. King ..	do.	4 1 30	Bed badly stocked. About 12 cwts., value 9 shillings per cwt., taken off for consumption. No fall of spat. Failure of bed due to presence of quantities of mud and absence of sufficient salt water.
4	18th Nov., 1910..	John King ..	John King ..	do.	1 1 8	Bed scantily stocked with mussels. 2½ tons, value £8 per ton, taken off and sold for consumption. 1½ tons of mussels laid down. A large fall of spat was observed.

APPENDIX No. 8.

LIST of LICENCES to Plant PERIWINKLE BEDS *in force* at date of this Report and substance of Reports received in respect of year to 31st December, 1919

No. of Licence.	Date of Licence.	Persons to whom Granted.	Alleged present Owner or Lessee, or Agent.	Locality of Beds.	Area of Beds.	SUBSTANCE OF REPORTS RECEIVED AS TO STATE OF BEDS.
					A. R. P.	
						CO. KERRY
2	3rd January, 1906	Samuel T. Heard ..	Samuel T. Heard ..	Kenmare Bay	214 0 35	No report received

## APPENDIX

LIST OF LICENCES to Plant OYSTER BEDS *in force* at date of this Report and

No of Licence.	Date of Licence.	Persons to whom Granted.	Alleged present Owner or Lessee, or Agent.	Locality of Beds.
CO. CORK.				
77	15th July, 1867	John Smyth	John J. Smyth	Midleton River ..
145	37th Dec., 1876	Standish D. O'Grady and Rev. E. H. Newenham	— Clarke and Captain P. W. Newenham	Owenboy River ..
18	29th May, 1914	Gerald J. Macaura	Gerald J. Macaura	Lough Hyne
CO. KERRY.				
3	5th Feb., 1851	John Mahony	Robert M'Clure	Estuary of Kenmare River.
6	Do.	Rev. Denis Mahony	Robert M'Clure	do.
60	30th Dec., 1865	Richard Mahony ..	R. P. Colomb	Kenmare Estuary
81	11th Feb., 1868	Charles Sandes ..	Frederick M'Kibben	River Shannon ..
91	11th March, 1869	Richard J. Mahony	R. P. Colomb	Kenmare Bay ..
*92	Do.	Sir John C. R. Colomb	do.	do.
125	14th June, 1873	Robert M Cowen ..	W. H. M'Cowen ..	Barrow Harbour
158	6th October, 1879	Charles Sandes	Frederick M'Kibben	River Shannon ..
162	17th Nov., 1882	do.	do.	do.
183	3rd January, 1906	Samuel T. Heard	Samuel T. Heard ..	Kenmare Bay ..
CO. CLARE.				
179	24th June, 1902	The Burren Fisheries, .. Limited.	D. J. Mooney	Poulnaclough Bay
CO GALWAY.				
15	21st August, 1856	William Foreman	Patrick Connelly	Ardbear Bay
19	3rd Feb., 1860	Rev. R. H. Wall	Patrick Connelly	Mannin and Ard- bear Bays.

\*Transferred to present Grantee on 24th October, 1895

No. 9

substance of Reports received in respect of year to 30th April, 1920.

No. of Licence	Area of Beds.	Average area of Beds available	SUBSTANCE OF REPORTS RECEIVED AS TO STATE OF BEDS.
<b>CO. CORK.</b>			
77	A. R. V. 10 2 0	Acres. 5	Nothing done to bed.
115	{ A 33 1 2 B 36 2 13	{ 21 24	Bed in good condition. 10,000 oysters from Truro laid down. 1,000 oysters taken off for consumption. No fall of spat.
186	1 0 25	—	No report received.
<b>CO. KERRY.</b>			
5	165 2 0	140	Nothing done to bed.
6	147 2 0	15-20	do.
60	30 0 0	1	Unfit for oysters owing to mud.
94	56 0 0	15-20	Bed in satisfactory condition. 100,000 oysters from Tralee laid down 46,000 oysters, value £224, taken off and sold for consumption. Good fall of spat observed.
91	16 0 0	—	Same reply as No. 60.
92	105 0 0	—	do.
125	81 1 26	10	Nothing done to bed for the last few years.
158	217 0 23	—	Bed worked in connection with No. 81.
162	40 2 27	—	do.
183	244 0 35	—	Nothing done to bed for the last two years.
<b>CO. CLARE.</b>			
179	60 0 0	—	No report received.
<b>CO. GALWAY.</b>			
15	90 2 0	2	Bed in good condition, and has been cleaned. 4,000 oysters taken off. Fairly good fall of spat was observed.
19	348 0 0	160	Bed in good condition and has been cleaned. 3,000 oysters taken off. Fairly good fall of spat observed.



## APPENDIX

LIST of LICENCES to Plant OYSTER BEDS *in force* at date of this Report and

No. of Licence.	Date of Licence.	Persons to whom Granted.	Alleged present Owner or Lessee, or Agent.	Locality of Beds.
CO. GALWAY— (continued).				
33	6th April, 1864 ..	Lord Walscourt ..	D. J. Mooney ..	Galway Bay ..
149	30th June, 1877 ..	do. ..	do. ..	do. ..
37	31st Oct., 1864 ..	John Kenda ..	Patrick Connelly ..	Arbear and Mau- niu Bays.
114	26th Dec., 1871 ..	Colin Hugh Thomson ..	Major A. J. D. Thomson ..	Killary Bay ..
115	9th Feb., 1872 ..	W. and J. St. George ..	J. St. George ..	Galway Bay ..
171	9th Nov., 1893 ..	John MacSheehy ..	John Pickles ..	Ballinakill Harbour
181	4th June, 1904 ..	The Most Rev. John Healy, D.D., Roman Catholic Archbishop of Tuam.	The Most Rev. John Healy, D.D., Roman Catholic Archbishop of Tuam.	Streamstown Bay
CO. MAYO.				
8	17th Nov., 1852 ..	John G. Garvey ..	F. C. Garvey ..	Clew Bay ..
141	28th Dec., 1876 ..	Francis Mulholland ..	M. Mulholland ..	do. ..
*172	6th May, 1896 ..	William Casey ..	Michael Moran ..	do. ..
175	20th Dec., 1896 ..	Brother Joseph Benedict Tully.	Superior of Franciscan Monastery, Achill.	Achill Sound ..
CO. SLIGO.				
7	17th Nov., 1852 ..	Thomas White ..	Connaught Fisheries and Produce Co., Ltd.	Ballisodare Bay ..

\* Licence No. 138, dated 15th August, 1875, to John Kendal, cancelled, and No. 172 granted in lieu thereof

No. 9—*continued.*

substance of Reports received in respect of year to 30th April, 1920.

No. of Licence	Area of Beds.	Average area of Beds available.	SUBSTANCE OF REPORTS RECEIVED AS TO STATE OF BEDS.
	A. R. P.	Acres.	
CO. GALWAY— <i>(continued).</i>			
22	1,770 0 0	100	No reports received.
149	153 3 8	—	
37	236 0 0	10	Same reply as No. 19.
114	201 2 0	50	Bed in impoverished condition owing to bad weather and inability to obtain fresh supplies of oysters. 400 oysters have been taken off for private consumption. Slight fall of spat observed.
115	810 0 0	80	Bed in good condition. 4,000 oysters, value £12 14s. 0d., taken off and sold for consumption. A small quantity of spat fell.
171	890 3 0	—	No report received.
181	101 0 0	—	No report received.
CO. MAYO.			
8	108 3 33	4	No report received
141	12 1 20	8	Bed in fair condition. 200 oysters taken off for consumption. A very small fall of spat.
172	44 0 37	10	Bed in fair condition, and has been cleaned. 1,200 oysters, value £4 were taken off and sold for consumption. 960 oysters from Clew Bay laid down.
175	125 0 0	—	Nothing done to bed for a long time.
CO. SLIGO.			
7	132 1 26	10	Bed worked in conjunction with No. 102.

## APPENDIX

LIST of LICENCES to Plant OYSTER BEDS *in force* at date of this Report and

No of Licence	Date of Licence.	Persons to whom Granted.	Alleged present Owner or Lessee, or Agent.	Locality of Beds.
CO. SLIGO— (continued).				
49	13th April, 1865	Sir Robert Gore Booth, Bart.	Sir Josslyn Gore Booth, Bart.	Drumcliffe Bay
59	1st Dec., 1865	Richard J. Verschoyle	Mrs. Ogle	Ballisodare Bay
66	15th June, 1867	Sir Robert Gore Booth, Bart.	Sir Josslyn Gore Booth, Bart.	Drumcliffe Bay
86	13th March, 1868	Colonel Edward Cooper	Major B. R. Cooper	Ballisodare Bay
101	12th March, 1870	R. J. Verschoyle	Mrs. Ogle	Ballisodare Bay
102	22nd April, 1871	Agnes M. Nicholson	Connaught Fisheries and Produce Company, Ltd.	Sligo Bay
121	21th Feb., 1873	R. J. Verschoyle	Mrs. Ogle	Ballisodare Bay
135	27th Jan., 1875	St. Geo. Jones Martin	R. Fraser	Sligo Estuary or Bay
163	14th June, 1881	Percy Harding Russ	Connaught Fisheries and Produce Company, Ltd.	Ballisodare Bay
169	22nd Dec., 1891	Alex. Joseph Crichton	Alex. Joseph Crichton	do.
176	25th August, 1898	Catherine Phibbs	Basil Phibbs	do.
CO. LOUTH.				
57	1st Dec., 1865	John Dbins Woodhouse	Michael E. Hardy	Carlingford Lough
65	4th June, 1866	do.	do.	do

No. 9—*continued.*

substance of Reports received in respect of year to 30th April 1920.

No. of Licence	Area of Beds.	Average Area of Beds available.	SUBSTANCE OF REPORTS RECEIVED AS TO STATE OF BEDS.
	A. R. P.	Acres.	
CO. SLIGO— <i>(continued).</i>			
19	118 0 0	10	Nothing done to bed during the year. Bed covered with mud and drifting sand.
59	51 0 0	20	Nothing done to bed.
66	87 0 0	10	Same reply as No. 19.
86	190 0 0	10	Nothing done to bed.
101	13 2 0	7	Same reply as No. 59.
102	52 2 10	25	Bed in excellent condition. 560,000 oysters, value, £1,206, taken off and sold for consumption. 708,730 oysters from Cornwall laid down. No fall of spat detected.
121	111 0 20	9	Same reply as No. 59.
135	77 1 33	35	Bed fairly well stocked and in healthy condition. 60,000 oysters sold for consumption. 10,000 oysters from Belmullet laid down. Fairly good fall of spat observed.
163	130 2 21½	14	Bed worked in conjunction with No. 102.
169	100 3 30	—	Nothing done to bed. Very few oysters on it.
176	81 1 2	—	Bed in good order. 500 oysters taken off for private consumption.
CO. LOUTH.			
57	51 0 0	50	} Bed in good condition. 1,400,000 oysters taken off for consumption. 900,000 Cornish, 1,200,000 American, 200,000 Dutch, and 100,000 Portugese oysters laid down. A poor quantity of spat fell.
65	96 0 0		

## APPENDIX

## BEAM AND OTTER

STATION.	Number of men engaged in the Trawling industry.	Number of boats regularly engaged in Beam Trawling.			Number of boats regularly engaged in Otter Trawling.			Tonnage of motor boats engaged.			
		Steam	Motor	Sailing	Steam	Motor	Sailing	Not exceeding 10 tons.	Over 10 and not exceeding 20 tons.	Over 20 and not exceeding 30 tons.	Over 30 and not exceeding 40 tons.
Howth .. .. .	3	-	-	-	-	-	1	-	-	-	-
Ringsead .. .. .	108	-	-	-	5	11	3	8	4	2	-
Kingstown .. .. .	6	-	-	-	-	1	1	1	-	-	-
Arklow .. .. .	49	-	-	-	-	7	1	2	2	2	1
Courtown .. .. .	28	-	-	-	-	-	7	-	-	-	-
Wexford .. .. .	38	-	-	-	-	1	7	1	-	-	-
Bannow .. .. .	9	-	-	-	-	-	1	-	-	-	-
Arthurstown .. .. .	28	-	-	-	-	2	9	2	1	-	-
Dunmore East .. .. .	13	-	-	-	-	-	6	-	-	-	-
Tramore .. .. .	7	-	-	-	-	-	2	-	-	-	-
Helvick Head .. .. .	70	-	-	-	-	-	13	1	-	-	1
Ardmore .. .. .	3	-	-	1	-	-	-	-	-	-	-
Youghal .. .. .	9	-	-	-	-	-	-	-	2	-	-
Knockadoon .. .. .	1	-	-	1	-	-	-	-	-	-	-
Ballycottin .. .. .	16	-	-	-	-	-	1	-	-	-	-
East Ferry .. .. .	42	-	-	8	-	2	1	2	-	-	-
Kinsale .. .. .	14	-	-	-	-	2	1	2	-	-	-
Courtmacsherry .. .. .	8	-	-	-	-	-	2	-	-	-	-
Ross Bar .. .. .	4	-	-	-	-	-	1	-	-	-	-
Union Hall .. .. .	36	-	-	-	-	6	-	2	1	-	-
Castletownshend .. .. .	28	-	-	-	-	11	-	2	1	-	-
Baltimore .. .. .	13	-	1	1	-	1	-	1	1	-	-
Schull .. .. .	15	-	-	-	-	1	6	1	-	-	-
Ballycrovane .. .. .	16	-	-	2	-	-	1	-	-	-	-
Lackeen Point .. .. .	3	-	-	-	-	1	-	1	-	-	-
Dingle .. .. .	105	-	-	11	-	-	7	-	-	-	-
River Shannon .. .. .	21	-	-	7	-	-	-	-	-	-	-
Galway .. .. .	25	-	-	5	-	-	-	-	-	-	-
<i>Carried forward</i> .. .. .	121	-	1	39	5	51	82	41	20	4	2



No. 10.

TRAWLING, 1919.

Tonnage of sailing boats engaged.				Months in which Fishing was carried on.	STATION.
Not exceeding 10 tons.	Over 10 and not exceeding 20 tons.	Over 20 and not exceeding 30 tons.	Over 30 and not exceeding 40 tons.		
		1		August to November .. ..	Howth
2	-	-	1	All year .. ..	Ringsend
		1	-	July to November .. ..	Kingstown
4	-	-	-	All year .. ..	Arklow
7	-	-	-	March to December .. ..	Courtown
1	3	-	-	All year .. ..	Wexford
1	-	-	-	August to December .. ..	Bannow
8	-	-	-	All year .. ..	Arthurstown
3	2	-	-	All year .. ..	Dunmore East
2	-	-	-	May to November .. ..	Tramore
13	-	-	-	All year .. ..	Helvick Head
1	-	-	-	September to October .. ..	Ardmore
-	-	-	-	All year .. ..	Youghal
1	-	-	-	July and August .. ..	Knockadoon
1	-	-	-	All year .. ..	Ballycollin
8	1	-	-	All year .. ..	East Ferry
1	-	-	-	May to November .. ..	Kinsale
-	-	-	-	March to December .. ..	Courtmaesherry
1	-	-	-	April to November .. ..	Ross Bar
-	-	-	-	January, February, August, November and December.	Union Hall
-	-	-	-	All year .. ..	Castletownshend
-	1	-	-	All year .. ..	Baltimore
6	-	-	-	April to December .. ..	Schull
-	1	-	-	February to October .. ..	Ballycrovaue
-	-	-	-	March to December .. ..	Lackeen Point
-	-	5	16	February to May .. ..	Dingle
5	2	-	-	April to November .. ..	River Shannon
-	-	-	5	All year .. ..	Galway
71	16	9	22		

## APPENDIX

## BEAM AND OTTER

STATION.	Number of men engaged in the Trawling industry.	Number of boats regularly engaged in Beam Trawling.			Number of boats regularly engaged in Otter Trawling.			Tonnage of motor boats engaged.			
		Steam	Motor	Sailing	Steam	Motor	Sailing	Not exceeding 10 tons.	Over 10 and not exceeding 20 tons.	Over 20 and not exceeding 30 tons.	Over 30 and not exceeding 40 tons.
<i>Brought forward</i> ..	731	-	1	39	5	51	82	27	20	4	2
North Aran ..	29	-	-	1	-	5	-	1	-	2	-
Cleggan ..	8	-	-	-	-	-	2	-	-	-	-
Rosmoney ..	18	-	-	-	-	-	6	-	-	-	-
Blacksod Point ..	35	-	-	-	-	1	7	1	-	-	-
Raghley ..	12	-	-	-	-	-	4	-	-	-	-
Mullaghmore ..	21	-	-	-	-	-	7	-	-	-	-
Enniscrone ..	18	-	-	-	-	-	8	-	-	-	-
Ross (Killala) ..	2	-	-	-	-	-	1	-	-	-	-
Ball Hill ..	4	-	-	-	-	-	2	-	-	-	-
Ballyshannon ..	10	-	-	-	-	-	5	-	-	-	-
Sheephaven ..	9	-	-	-	-	1	1	-	-	-	-
Mulroy ..	12	-	-	-	-	2	-	-	2	-	-
Rathmullan ..	12	-	-	-	-	-	4	-	-	-	-
Euncrana ..	6	-	-	-	-	1	1	1	-	-	-
Malin Head ..	3	-	-	-	-	1	-	-	-	-	-
Greencastle ..	15	-	-	-	-	-	5	-	-	-	-
Moville ..	16	-	-	-	-	7	1	7	-	-	-
Portrush and Port-stewart.	46	-	-	-	-	18	1	17	1	-	-
Ballycastle ..	12	-	-	-	-	-	-	2	-	-	-
Cushendal ..	4	-	-	-	-	2	-	2	-	-	-
Glenarm ..	5	-	-	-	-	2	-	2	-	-	-
Portmuck ..	4	-	-	-	4	-	-	7	-	-	-
Carrickfergus ..	6	-	-	-	-	-	3	-	-	-	-
Belfast ..	6	-	-	-	-	3	1	2	-	-	-
Bangor and Groomsport	47	-	-	-	-	16	1	16	-	-	-
Portavogie ..	120	-	-	-	-	24	-	2	22	-	-
Newcastle ..	8	-	-	-	-	-	3	-	-	-	-
Annalong ..	7	-	-	-	-	2	-	2	-	-	-
Balbrigan ..	42	-	-	-	-	6	2	1	3	2	-
Malahide ..	4	-	-	-	-	1	1	1	-	-	-
Skerries ..	5	-	-	-	-	1	-	-	1	-	-
Totals ..	1,277	-	1	40	9	163	148	92	51	8	2

No. 10—*continued.*

TRAWLING, 1919.

Tonnage of sailing boats engaged.				Months in which fishing was carried on.	STATION.
Not exceeding 10 tons.	Over 10 and not exceeding 20 tons.	Over 20 and not exceeding 30 tons.	Over 30 and not exceeding 40 tons.		
71	15	2	22	All year	North Aran
2	-	1	-	June, July, August	Cleggan
1	4	1	-	May to October	Rosmoney
-	7	-	-	May to September	Blacksod Point
4	-	-	-	May to October	Raghey
7	-	-	-	May to August	Mullaghmore
8	-	-	-	May to September	Enniscrone
1	-	-	-	May to August	Ross (Killala)
2	-	-	-	March to November	Bali Hill
5	-	-	-	April to October	Ballyshannon
1	1	-	-	June and July	Sheephaven
-	-	-	-	July .. ..	Mulroy
4	-	-	-	April to October	Rathmullan
1	-	-	-	April to October	Buncrana
1	-	-	-	June to August	Malin Head
5	-	-	-	April, May : July to September	Greencastle
1	-	-	-	March to November ..	Moville
1	-	-	-	March to October	Portrush and Portstewart
-	-	-	-	January, February : April to October	Ballycastle
-	-	-	-	April to December	Cushendall
-	-	-	-	July to December	Gleuarm
-	-	-	1	All year .. ..	Portmuck
3	-	-	-	April to November	Carrickfergus
1	-	-	-	June to September	Belfast
1	-	-	-	June to December	Bangor and Groomsport
-	-	-	-	January to March : October to December	Portavogie
2	-	1	-	March to October	Newcastle
-	-	-	-	All year	Annalong
2	-	-	-	Throughout year	Balbriggan
1	-	-	-	October to December	Malahide
-	-	-	-	Throughout year	Skerries
128	27	12	26		

APPENDIX NO. 11.

LOANS.

The following tables show the transactions in regard to Loans to Fishermen.

TABLE NO. 1.

TABLE showing the Loans applied for and granted during 12 months ended 31st March, 1920.

COUNTY.	Number of Applications.	Number of Applicants.	Amount of Loans applied for.	Number of Loans Granted.	Number of Persons to whom Granted	Amount of Loans Granted.
			£ s. d.			£ s. d.
Antrim	2	10	1,136 15 0	3	7	611 0 0
Cork	6	6	231 2 4	5	5	231 2 4
Down	11	17	4,549 15 11	9	11	3,157 8 2
Dublin	15	26	9,111 0 0	10	19	6,882 0 0
Londonderry	2	2	271 16 6	2	2	271 16 6
Louth	1	3	970 0 0	1	3	970 0 0
Waterford	1	1	63 0 0	1	1	63 0 0
Wexford	2	3	90 0 0	3	3	90 0 0
Wicklow	9	12	2,807 10 0	4	10	2,607 10 0
Totals	56	89	19,366 19 9	41	61	14,989 17 0

Appendix to the Report for the year 1919 on

APPENDIX NO. 11—*continued.*

LOANS.

TABLE NO. 2.

TABLE showing purposes for which Loans exceeding £10 were applied for and granted during 12 months ended 31st March, 1920.

COUNTY.	PURPOSE FOR WHICH LOANS WERE GRANTED.					
	Purchasing Motor Fishing Boats.	Installing Motor Engines in Fishing Boats.	Purchasing Sailing Boats.	Repairing Boats or Engines.	Purchasing Winch and Trawling Gear.	Purchasing Fishing Gear.
Antrim ..	—	1 of £135 1 of £353 1 of £121	—	—	—	—
Cork .. ..	—	—	1 of £15	—	—	1 of £127 12 4 1 of £73 10 0
Down .. ..	1 of £750	1 of £83 6 8 1 of £110 0 0 1 of £200 0 0 1 of £131 1 6 3 of £500 0 0 each.	1 of £350	—	—	—
Dublin .. ..	1 of £200 1 of £700 1 of £1,000 1 of £1,200 1 of £1,500 1 of £1,250	1 of £650	—	1 of £80	1 of £300	1 of £12
Londonderry ..	1 of £111 16 6	1 of £160	—	—	—	—
Louth .. ..	—	1 of £970	—	—	—	—
Waterford ..	—	—	—	—	—	1 of £63
Wexford .. ..	—	—	1 of £13	1 of £50 1 of £25	—	—
Wicklow .. ..	1 of £500	1 of £350 * 3 of £300 each, 1 of £550.	—	—	—	1 of £307 10 0

\* Two of which subsequently fell through



## APPENDIX

(NON-CONGESTED)

## TABLE

STATEMENT of the Total Amounts Advanced, the Total Repayments Security in respect of loans which have been issued by the Department non-congested districts. This Statement also includes the Return on 31st March, 1900, at foot of unrepaid loans issued by the Board Fisheries between the passing of the Purchase of Land and

COUNTIES.	Total Number of Loans Advanced to 31st March, 1920.	LOANS ADVANCED.				Promissory Notes given as security for Principal and Interest.
		To 31st March, 1919.	During the year ended 31st March, 1920.	Total to 31st March, 1920.		
		£ s. d.	£ s. d.	£ s. d.	£ s. d.	
Antrim ..	107	6,310 3 9	500 12 0	6,810 15 9	7,381 4 0	
Clare ..	62	758 10 0	—	758 10 0	800 17 3	
Cork ..	220	3,246 17 6	328 18 4	3,575 15 10	3,800 4 6	
Donegal ..	58	631 7 10	—	631 7 10	675 16 10	
Down ..	177	20,011 16 9	1,666 10 8	21,681 7 5	23,501 0 2	
Dublin ..	126	18,153 14 9	4,833 2 10	23,286 17 7	25,350 14 3	
Galway ..	282	5,281 10 0	—	5,281 10 0	5,624 18 6	
Kerry ..	13	193 10 0	—	193 10 0	204 13 0	
Limerick ..	8	357 0 0	—	357 0 0	370 11 4	
Londonderry ..	68	4,450 11 6	—	4,450 11 6	4,833 6 1	
Louth ..	39	786 13 6	—	786 13 6	840 6 0	
Mayo ..	185	1,392 19 6	—	1,392 19 6	1,467 5 11	
Meath ..	3	22 10 0	—	22 10 0	23 12 6	
Sligo ..	38	461 14 0	—	461 14 0	489 5 6	
Waterford ..	69	2,491 1 0	463 0 0	2,954 1 0	3,189 11 7	
Wexford ..	73	2,397 7 0	210 0 0	2,637 7 0	2,855 10 7	
Wicklow ..	138	38,540 9 9	3,074 1 4	44,614 11 1	46,284 14 11	
<b>Totals</b>	<b>1,645</b>	<b>105,773 16 10</b>	<b>11,106 5 2</b>	<b>116,880 2 0</b>	<b>127,699 12 11</b>	

NOTE.—Sums amounting to £925 were received from borrowers in the year ended 31st March was advanced from Borrowers' deposits during the year. These sums are not shown in above

No. 11—*continued.*

DISTRICTS).

No. 3

on Open Accounts, and the Amounts of Promissory Notes given as ment between 1st April, 1900, and 31st March, 1920, to fishermen in payments made to the Department in respect of amounts outstanding of Public Works on the recommendation of the Inspectors of Irish Congested Districts (Ireland) Act, 1891, and the 31st March, 1900.

Amount of Promissory Notes recoverable and outstanding (including recoverable arrears 31st March, 1900, in respect of Loans issued prior to that date.	Repayments to 31st March, 1920.	Outstanding Promissory Notes not arrived at maturity.	ARREARS.		Irrecoverable.
			No. of Loans.	Amount.	
£ s. d.	£ s. d.	£ s. d.		£ s. d.	£ s. d.
189 2 0	6,536 12 9	856 8 8	—	—	126 2 3
237 11 10	1,030 1 1	—	—	—	8 8 0
1,274 18 6	1,579 0 11	496 2 1	—	—	—
193 11 3	869 8 1	—	—	—	—
266 11 8	19,362 2 11	4,911 11 1	3	66 7 0	91 18 8
1,170 18 8	19,912 3 2	6,457 0 7	4	268 9 4	81 18 0
2,398 7 1	7,769 17 7	—	—	—	253 8 0
409 4 0	604 19 3	—	—	—	8 17 9
235 2 10	695 14 2	—	—	—	—
308 14 11	1,486 6 3	628 15 4	—	—	—
66 16 7	774 15 0	43 17 6	1	88 14 0	—
306 5 1	1,773 11 0	—	—	—	—
—	23 12 6	—	—	—	—
92 10 8	581 16 2	—	—	—	—
36 5 9	3,026 2 9	133 16 11	1	4 16 10	—
148 3 3	2,656 11 2	273 8 3	—	—	70 9 9
542 15 10	34,520 11 5	10,365 8 1	11	370 19 2	1,055 19 9
8,176 19 11	109,113 6 2	23,299 2 6	20	799 6 4	1,703 2 2

1920, as deposits towards cost of fishing boats and gear required by them and the sum of £845 statement.

## APPENDIX

## SCHEDULE OF LICENCE DUTIES payable in each District on Engines

DISTRICT.	1. Salmon Rods.	2. Cross Lines.	3. Snap Nets.	4. Draft Nets.	5. Drift Nets.	6. Trammel Nets for Pollen.	7. Draft Nets for Pollen.	8. Pole Nets.	9. Bag Nets.	10. Fly Nets.
	£ s. d.	£ s. d.	£ s. d.	£ s. d.	£ s. d.	£ s. d.	£ s. d.	£ s. d.	£ s. d.	£ s. d.
1. Dublin	1 0 0	2 0 0	1 10 0	3 0 0	3 0 0	-	-	2 0 0		
2. Wexford	1 0 0	2 0 0	0 15 0	3 0 0	1 10 0	-	-	2 0 0		
3. Waterford	1 0 0	2 0 0	1 10 0	3 0 0	3 0 0	-	-	2 0 0		
4. Lisnore	1 0 0	2 0 0	1 10 0	3 0 0	3 0 0	-	-	2 0 0		
5. Cork	1 0 0	2 0 0	1 10 0	3 0 0	3 0 0	-	-	2 0 0		
6 <sup>1</sup> . Skibbereen	1 0 0	1 0 0	0 15 0	3 0 0	3 0 0	-	-	1 0 0		
6 <sup>2</sup> . Bantry	1 0 0	1 0 0	0 15 0	3 0 0	3 0 0	-	-	1 0 0		
6 <sup>3</sup> . Kenmare	1 0 0	1 0 0	0 15 0	3 0 0	3 0 0	-	-	1 0 0		
7 <sup>1</sup> . Killarney	1 0 0	2 0 0	1 0 0	3 0 0	3 0 0	0 15 0	0 15 0	1 0 0		
7 <sup>2</sup> . Waterville	1 0 0	2 0 0	1 0 0	3 0 0	3 0 0	0 15 0	0 15 0	1 0 0		
8. Limerick	1 0 0	1 5 0	1 10 0	3 0 0	3 0 0	1 10 0	-	2 0 0		
9 <sup>1</sup> . Galway	1 0 0	2 0 0	1 10 0	3 0 0	3 0 0	-	-	2 0 0	10 0 0	30 0 0
9 <sup>2</sup> . Connemara	1 0 0	2 0 0	1 10 0	3 0 0	3 0 0	-	-	2 0 0		
10 <sup>1</sup> . Ballinakill	1 0 0	2 0 0	1 10 0	3 0 0	3 0 0	-	-	2 0 0		
10 <sup>2</sup> . Bangor	1 0 0	2 0 0	1 10 0	3 0 0	3 0 0	-	-	2 0 0		
11. Ballina	1 0 0	2 0 0	1 10 0	3 0 0	3 0 0	-	-	2 0 0		
12. Sligo	1 0 0	2 0 0	1 10 0	3 0 0	3 0 0	-	-	2 0 0		
13. Ballyshannon	1 0 0	2 0 0	1 10 0	3 0 0	3 0 0	1 10 0	-	2 0 0		
14. Letterkenny	1 0 0	2 0 0	1 10 0	3 0 0	3 0 0	-	-	2 0 0		
15 <sup>1</sup> . Londonderry	1 0 0	2 0 0	1 10 0	3 0 0	3 0 0	-	-	2 0 0		
15 <sup>2</sup> . Coleraine	1 0 0	2 0 0	0 15 0	3 0 0	3 0 0	1 0 0	1 10 0	2 0 0		
16. Ballycastle	1 0 0	2 0 0	1 10 0	3 0 0	3 0 0	-	-	2 0 0		
17 <sup>1</sup> . Drogheda	1 0 0	2 0 0	1 10 0	3 0 0	3 0 0	-	-	2 0 0		
17 <sup>2</sup> . Dundalk	1 0 0	2 0 0	1 10 0	3 0 0	3 0 0	-	-	2 0 0		

No. 12.

used for fishing for salmon, &c., at date of this Report.

11. Stake Nets.	12. Head Weirs.	13. Box, Crib, &c.	14. Gap, Dye, &c.	15. Sweep- ers.	16. Coghills	17. Loop Nets.	18. Long Lines for White Trout.	19. Pel Trap.	20. Pel Lines.	
									1000 hooks and under.	Over 1000 hooks
£ s. d.	£ s. d.	£ s. d.	£ s. d.	£ s. d.	£ s. d.	£ s. d.	£ s. d.	£ s. d.	£ s. d.	£ s. d.
			1 0 0	-	-	-	-	-	-	-
			0 10 0	-	1 0 0	-	-	-	0 15 0	0 15 0
			1 0 0	-	-	-	-	-	-	-
			1 0 0	-	-	-	-	-	-	-
			1 0 0	-	-	-	-	-	-	-
			0 10 0	-	-	-	-	-	-	-
			0 10 0	-	-	-	-	-	-	-
			0 10 0	3 0 0	1 10 0	-	-	-	-	-
			0 10 0	-	-	-	-	-	-	-
			0 10 0	-	-	-	-	-	-	-
			1 0 0	-	-	-	-	-	-	-
30 0 0	6 0 0	10 0 0	1 0 0	-	1 0 0	-	-	7 10 0	0 15 0	0 15 0
			1 0 0	-	1 0 0	-	-	-	-	-
			1 0 0	-	-	-	-	-	-	-
			1 0 0	-	-	-	-	-	-	-
			1 0 0	-	-	-	-	-	-	-
			1 0 0	-	-	-	-	-	-	-
			1 0 0	-	1 0 0	-	-	-	2 0 0	3 0 0
			0 10 0	-	1 0 0	0 10 0	1 0 0	-	-	-
			1 0 0	-	-	-	-	-	-	-
			1 0 0	-	3 0 0	-	-	-	-	-
			1 0 0	-	0 10 0	-	-	-	-	-
			1 0 0	-	1 0 0	0 10 0	-	-	-	-
			1 0 0	-	1 0 0	-	-	-	0 10 0	-

## SCHEDULE OF LICENCE DUTIES, &amp;c., received by the

DISTRICT.	Number and Description of Licences sold.																			
	1. Salmon Rods.	2. Cross Lines	3. Snap Nets.	4. Draft Nets.	5. Drift Nets.	6. Trammel Nets for Pollan.	7. Pole Nets.	8. Bag Nets.	9. Fly Nets	10. Stake Nets.	11. Head Wears	12. Box, Crib, &c.	13. Gap, Eye, &c.	14. Swimmers	15. Coghills.	16. Loop Nets.	17. Draft Nets for Pollan.	18. Long Lines for White Trout.	19. Eel Trap.	20. Long Lines for Eels.
1. Dublin ..	189	-	-	17	26	-	1	-	-	-	-	-	-	-	-	-	-	-	-	-
2. Wexford	119	1	-	82	-	-	2	-	-	-	-	-	-	-	-	-	-	-	-	1
3. Waterford	251	-	123	15	85	-	-	1	-	3	-	4	30	-	-	-	-	-	-	-
4. Lismore	217	1	19	16	78	-	1	-	-	3	-	1	-	-	-	-	-	-	-	-
5. Cork	158	-	-	31	-	-	-	-	-	-	-	-	-	-	-	-	-	-	-	-
Do. (Bandon)	74	1	-	26	-	-	-	-	-	-	-	-	-	-	-	-	-	-	-	-
6 <sup>1</sup> . Skibbereen	10	-	-	-	-	-	-	-	-	-	-	-	-	-	-	-	-	-	-	-
6 <sup>2</sup> . Bantry ..	1	-	-	8	-	-	-	-	-	-	-	-	-	-	-	-	-	-	-	-
6 <sup>3</sup> . Kenmare	23	-	-	6	-	-	-	1	-	-	-	-	-	2	-	-	-	-	-	-
7 <sup>1</sup> . Killarney	156	-	-	41	-	-	-	-	-	-	-	-	-	-	-	-	-	-	-	-
7 <sup>2</sup> . Waterville	140	-	-	3	-	-	-	-	-	-	-	3	-	-	-	-	-	-	-	-
8. Limerick	517	7	22	101	49	-	3	-	-	30	-	11	108	-	-	-	-	-	-	-
9 <sup>1</sup> . Galway ..	80	-	-	11	-	-	-	-	-	-	-	5	29	-	-	-	-	-	1	2
9 <sup>2</sup> . Connemara	131	-	-	-	-	-	-	-	-	-	-	-	13	-	-	-	-	-	-	-
10 <sup>1</sup> . Ballinakill	58	-	-	15	-	-	-	-	-	-	-	-	-	-	-	-	-	-	-	-
10 <sup>2</sup> . Bangor ..	50	-	-	13	1	-	-	2	-	-	-	-	-	-	-	-	-	-	-	-
11. Bullina ..	22	-	-	14	24	-	-	-	-	-	-	7	24	-	-	-	-	-	-	-
12. Sligo ..	51	-	-	7	-	-	-	-	-	-	-	-	3	-	-	-	-	-	-	-
13. Ballyshannon	82	3	-	18	7	-	1	-	-	1	-	3	32	-	-	-	-	-	-	-
14. Letterkenny	190	-	-	19	121	-	-	2	-	-	-	2	-	-	-	21	-	-	-	-
15 <sup>1</sup> . Londonderry	468	-	-	24	72	-	2	1	-	3	-	-	-	-	-	-	-	-	-	-
15 <sup>2</sup> . Coleraine	112	-	-	19	12	83	-	1	-	-	-	4	-	18	-	111	-	-	-	-
16. Ballycastle	60	-	-	11	10	-	-	11	-	-	-	-	-	2	-	-	-	-	-	-
17 <sup>1</sup> . Drogheda	121	4	1	102	-	-	-	-	-	-	-	6	22	-	-	-	-	-	-	-
17 <sup>2</sup> . Dundalk	68	-	-	25	-	-	-	-	-	-	1	-	9	-	-	-	-	-	-	-
Total, 1919	3,114	17	170	628	483	83	10	25	-	10	1	48	369	2	50	21	141	-	1	-
Total, 1918	2,677	21	181	738	501	88	17	25	-	12	1	46	362	3	49	21	138	-	3	-

The estimate of the average number of

1. Salmon Rods	..	..	..	1 man.	6. Trammel Nets	..	..	..	2 men.
2. Cross Lines	..	..	..	2 men.	7. Pole Nets	..	..	..	3 do.
3. Snap Nets	..	..	..	4 do.	8. Bag Nets	..	..	..	4 do.
4. Draft Nets	..	..	..	6 do.	9. Fly Nets	..	..	..	4 do.
5. Drift Nets	..	..	..	5 do.	10. Stake Nets	..	..	..	4 do.



No. 13

BOARDS OF CONSERVATORS for the year 1919.

Amount of Licence Duty.	Percentage on Poor Law Valuation.	Amount received for Fines, Sale of Forfeited Engines, Interest on Bank Account, Refunds, &c.	Amount of Subscriptions received.	Total of Amount received.	Average No. of persons employed.	DISTRICT.
£ s. d.	£ s. d.	£ s. d.	£ s. d.	£ s. d.		
320 0 0	7 10 0	25 4 0	88 7 0	421 1 9	424	1. Dublin.
392 10 0	24 9 0	10 2 8	126 6 9	553 8 5	643	2. Wexford.
925 0 0	58 8 6	55 9 2	100 0 0	1,118 17 8	1,377	3. Waterford.
631 0 0	267 0 0	25 2 0	154 4 0	1,058 5 0	797	4. Lismore.
260 0 0	55 10 0	166 0 1	266 10 0	748 0 1	362	5. Cork.
154 0 0	2 18 0	23 15 0	162 10 0	345 3 0	232	Do. (Bandon).
31 0 0	—	0 14 3	25 0 0	56 14 3	52	6 <sup>1</sup> . Skibbereen.
25 0 0	—	1 16 2	1 10 0	28 6 2	49	6 <sup>2</sup> . Bantry.
57 0 0	0 5 0	8 2 2	80 0 0	145 7 2	75	6 <sup>3</sup> . Kenmare.
288 0 0	31 4 0	288 2 6	207 5 0	815 11 6	420	7 <sup>1</sup> . Killarney.
172 0 0	6 0 0	0 1 0	85 10 0	270 11 0	160	7 <sup>2</sup> . Waterville.
2,222 15 0	70 5 0	88 11 11 <sup>1</sup>	575 7 4	2,956 13 0	2,000	8. Limerick.
291 0 0	5 5 0	42 19 0	29 6 8	278 11 2	215	9 <sup>1</sup> . Galway.
144 0 0	75 2 0	0 14 8	35 0 0	254 16 8	157	9 <sup>2</sup> . Connemara.
103 0 0	0 14 0	2 7 10	—	106 1 10	148	10 <sup>1</sup> . Ballinakill.
112 0 0	11 0 0	0 7 4	40 0 0	163 7 4	141	10 <sup>2</sup> . Bangor.
280 0 0	85 14 0	24 5 4	200 0 0	589 19 4	327	11. Ballina.
78 0 0	32 5 0	3 6 8	233 9 0	342 0 8	102	12. Sligo.
277 0 0	—	20 3 1	267 13 6	564 16 7	304	13. Ballyshannon.
669 10 0	10 0 0	16 9 0	—	695 19 0	954	14. Letterkenny.
889 0 0	107 0 0	45 3 6	80 0 0	1,110 3 6	996	15 <sup>1</sup> . Londonderry.
666 10 0	72 3 0	56 6 11	90 0 0	884 19 11	734	15 <sup>2</sup> . Coleraine.
264 0 0	5 0 0	0 13 4	8 0 0	277 13 4	254	16. Ballycastle.
518 10 0	16 9 0	8 11 0	75 14 0	619 4 0	792	17 <sup>1</sup> . Drogheda.
158 0 0	13 8 0	12 6 6	65 0 0	248 14 6	257	17 <sup>2</sup> . Dundalk.
9,837 5 0	957 19 0	905 16 4 <sup>1</sup>	2,951 13 3	14,652 13 7 <sup>1</sup>	11,932	Total, 1919.
9,539 5 0	826 8 6	1,526 19 5	2,814 16 7	14,507 9 6	12,006	Total, 1918

men employed is made up as follows:—

11. Head Weirs .. .. .	1 man.	16. Loop or Frame Nets .. .. .	1 man.
12. Box, Crib, etc. (every 5)	2 men.	17. Draft Nets for Pollen .. .. .	2 men.
13. Gap, Eye, etc. .. .. .	2 do.	18. Long Lines .. .. .	3 do.
14. Sweepers .. .. .	6 do.	19. Eel Trap .. .. .	3 do.
15. Coghills .. .. .	1 man.		

APPENDIX NO. 14.

TABLE showing the Total Amount received in the various Fishery Districts from the sale of Licences between the years 1863 and 1919 inclusive.

Year.			Amount received for Licence Duty.			Year.			Amount received for Licence Duty.			Year.			Amount received for Licence Duty.		
			£	s.	d.				£	s.	d.				£	s.	d.
1863	...	...	5,659	7	6	1883	...	...	9,728	0	0	1900	...	...	9,521	15	0
1864	...	...	6,841	5	0	1884	...	...	9,976	0	0	1901	...	...	9,210	10	0
1865	...	...	6,537	6	8	1885	...	...	10,746	15	0	1902	...	...	9,275	0	0
1866	...	...	6,828	16	8	1886	...	...	10,652	4	6	1903	...	...	9,795	15	0
1867	...	...	6,947	0	0	1887	...	...	9,802	10	0	1904	...	...	10,260	0	0
1868	...	...	6,667	0	0	1888	...	...	10,625	0	0	1905	...	...	10,862	5	0
1869	...	...	6,444	8	4	1889	...	...	10,020	10	0	1906	...	...	11,042	10	0
1870	...	...	7,233	3	4	1890	...	...	10,005	10	0	1907	...	...	10,667	15	0
1871	...	...	8,364	5	0	1891	...	...	10,550	10	0	1908	...	...	10,276	5	0
1872	...	...	8,369	5	0	1892	...	...	10,509	0	0	1909	...	...	10,927	0	0
1873	...	...	8,515	5	0	1893	...	...	10,509	5	0	1910	...	...	11,049	10	0
1874	...	...	8,776	0	0	1894	...	...	11,138	2	6	1911	...	...	10,942	0	0
1875	...	...	8,894	5	0	1895	...	...	10,448	5	0	1912	...	...	11,429	5	0
1876	...	...	9,265	15	0	1896	...	...	10,817	15	0	1913	...	...	10,778	10	0
1877	...	...	9,241	15	0	" Unaccounted for in 1896			18	0	0	1914	...	...	10,230	15	0
1878	...	...	9,290	5	0	1897	...	...	10,525	0	0	1915	...	...	9,318	5	0
1879	...	...	9,250	15	0	1898	...	...	10,421	0	0*	1916	...	...	8,725	0	0
1880	...	...	9,055	10	0	1899	...	...	9,821	15	0†	1917	...	...	8,600	0	0
1881	...	...	9,362	0	0							1918	...	...	9,539	5	0
1882	...	...	9,935	10	0							1919	...	...	9,837	5	0

\* Includes 33 Eel Licences used in 1897, and not paid for until 1898.

† Includes 1 Salmon Rod, 2 Dag Nets, and 7 Eel Licences used in 1898, and not paid for until 1899.

APPENDIX No. 15.

ABSTRACTS OF ACCOUNTS RECEIVED FROM THE DIFFERENT DISTRICTS FOR THE YEAR, 1919.

DUBLIN DISTRICT.

	£	s.	d.	£	s.	d.
Balance from previous year				394	12	3
189 Salmon Rod Licences	189	0	0			
17 Draft Net	51	0	0			
26 Drift Net	78	0	0			
1 Pole Net	2	0	0			
<hr/>						
Total Licence Duty				320	0	0
Fines and costs received				3	6	8
Sales of forfeited engines				9	0	0
Rates on Valuations of Fisheries				7	10	0
Subscriptions (including £35 18s. from Department of Agriculture and Technical Instruction)				68	7	0
Miscellaneous Receipts				2	0	0
Interest on Bank Account				10	18	1
<hr/>						
Total				£815	14	0

The Expenditure was as follows:—

Water Bailiffs	217	7	4			
Postage and Insurance	6	4	2			
Printing and Stationery	10	3	11			
Travelling and Miscellaneous	73	13	4			
Salaries	24	0	0			
Proportion of Penalties to Prosecutors	10	16	8			
Commission on Sale of Licences	25	9	0			
Legal Expenses	13	4	4			
<hr/>						
Total						380 18 9
Balance	434	3	3			
{ In Bank ...						
{ In hands of Clerk	0	12	0			
<hr/>						
						434 15 3
<hr/>						
				£815	14	0

WEXFORD DISTRICT.

	£	s.	d.	£	s.	d.
Balance from previous year				292	2	11
140 Salmon Rod Licences	140	0	0			
1 Cross Line Licence	2	0	0			
82 Draft Net Licences	246	0	0			
2 Pole Net	4	0	0			
1 Eel Line Licence	0	10	0			
<hr/>						
Total Licence Duty				392	10	0

## APPENDIX NO. 15 —continued.

	£	s.	d.	£	s.	d.
Fines received	—	—	—	4	7	0
Rates on Valuations of Fisheries ...	—	—	—	24	9	0
Subscriptions (including £60 from Department of Agriculture and Technical Instruction)	—	—	—	126	6	9
Interest on Bank Account ...	—	—	—	4	17	8
Refund	—	—	—	0	18	0
<b>Total</b>	—	—	—	<b>£845</b>	<b>11</b>	<b>4</b>

The Expenditure was as follows:—

Water Bailiffs	331	5	7			
Expenses of Prosecutions ...	25	0	0			
Postage	3	10	3			
Printing and Stationery	5	18	8			
Travelling and Miscellaneous (including £112 10s. for erection of Salmon Pass)	151	5	1			
Salaries	84	1	11			
Commission on Sale of Licences ...	1	2	0			
<b>Total</b>	—	—	—	<b>602</b>	<b>3</b>	<b>6</b>
Balance	262	9	4			
{ In Bank No. 1 A/c.	19	1	6			
{ Less due No. 2 A/c.				<b>243</b>	<b>7</b>	<b>10</b>
				<b>£845</b>	<b>11</b>	<b>4</b>

## WATERFORD DISTRICT.

	£	s.	d.	£	s.	d.
Balance from previous year ...	—	—	—	1,005	6	8
254 Salmon Rod Licences	254	0	0			
128 Snap Net	192	0	0			
15 Draft Net	45	0	0			
85 Drift Net	255	0	0			
1 Bag Net Licence	10	0	0			
3 Stake Net Licences	90	0	0			
4 Box or Crib	40	0	0			
39 Gap or Eye (for taking Eels) Licences	39	0	0			
<b>Total Licence Duty ...</b>	—	—	—	<b>925</b>	<b>0</b>	<b>0</b>
Fines received	—	—	—	28	9	2
Rates on Valuations of Fisheries ...	—	—	—	58	8	6
Grant from Department of Agriculture and Technical Instruction ...	—	—	—	100	0	0
Moiety of Rewards refunded by Department of Agriculture and Technical Instruction for destruction of Seals	—	—	—	7	0	0
<b>Total</b>	—	—	—	<b>£2,124</b>	<b>4</b>	<b>4</b>

APPENDIX NO. 15.—*continued.*

	£	s.	d.	£	s.	d.
The Expenditure was as follows . . .						
Water Bailiffs	726	0	10			
Expenses of Prosecutions	64	17	6			
Postage	2	2	5			
Printing and Stationery	7	14	11			
Travelling and Miscellaneous Expenses	57	0	7			
Salaries	125	0	0			
Commission . . .	36	17	7			
Insurance of Employees under Workmen's Compensation Acts . . .	19	16	11			
Proportion of Penalties to Prosecutors	5	8	4			
Rewards for killing Seals . . .	18	0	0			
Election Expenses . . .	48	0	6			
	<hr/>					
Total				1,110	19	7
Balance in Bank				1,013	4	9
				<hr/>		
				£2,124	4	4

LISMORE DISTRICT.

	£	s.	d.	£	s.	d.
Balance from previous year . . .				444	8	9
217 Salmon Rod Licences	217	0	0			
1 Cross Line Licence	2	0	0			
19 Snap Net Licences	28	10	0			
16 Draft Net „	48	0	0			
78 Drift Net „	234	0	0			
1 Pole Net Licence . . .	2	0	0			
3 Stake Net Licences	90	0	0			
1 Box or Crib Licence	10	0	0			
	<hr/>					
Total Licence Duty . . .				621	10	0
Fines received				17	9	3
Produce of Sale of Forfeited Engines				3	0	0
Rates on Valuations of Fisheries . . .				267	9	0
Subscriptions				134	4	0
Interest on Bank Account				4	12	9
	<hr/>					
Total				£1,502	13	9



## APPENDIX NO. 15—continued.

	£	s.	d.	£	s.	d.
The Expenditure was as follows:—						
Water Bailiffs	686	11	9			
Expenses of Prosecutions	2	1	2			
Postage	6	6	8			
Printing and Stationery	7	19	6			
Travelling Expenses and Miscellaneous Expenses	113	0	7½			
Salaries	120	0	0			
Commission on Sale of Licences	31	15	7			
Proportion of Penalties to Prosecutors	13	1	0			
Rewards for killing Seals	0	10	0			
Insurance	32	5	8½			
Rates, Rent of Boathouse, Bailiffs' Cottages and Hatcheries	58	12	10			
Expenses of Banteer and Mallow Hatchery	37	6	11½			
Launch and Boat Expenses	43	0	10			
Repairs to Vermoy Fish Pass, Banteer Hatchery, etc.	104	15	7			
Total				1,257	8	2½
Balance—In Bank	284	16	0			
Due to Clerk	39	10	5½			
				245	5	6½
				£1,502	13	9

## CORK DISTRICT.

	£	s.	d.	£	s.	d.
Balance from previous year				298	15	10½
158 Salmon Rod Licences	158	0	0			
34 Draft Net	102	0	0			
Total Licence Duty	—			260	0	0
Fines received	—			16	18	4
Rates on Valuations of Fisheries	—			55	10	0
Subscriptions (including £143 5s. from Department of Agriculture and Technical Instruction)	—			266	10	0
Interest on Bank Account	—			4	1	9
Hire of Launch to Admiralty	—			145	0	0
Total	—			£1,046	15	11½

The Expenditure was as follows:—

Water Bailiffs	619	8	4
Expenses of Prosecutions	50	15	8
Postage, Printing and Stationery	4	8	4
Travelling and Miscellaneous Expenses	52	10	7

APPENDIX No. 15—continued.

	£	s.	d.	£	s.	d.
Salaries and Commission ...	175	8	3			
Insurance	10	7	7			
Launch and Boat Expenses	78	2	8			
Total				991	1	5
Balance						
{ In hands of Clerk ...	68	17	2½			
{ Less Amount due to Bank	13	2	8			
				55	14	6½
				£1,046	15	11½

CORK DISTRICT (Bandon Division).

	£	s.	d.	£	s.	d.
Balance from previous year	—	—	—	159	3	0
74 Salmon Rod Licences.	74	0	0			
1 Cross Line	2	0	0			
26 Draft Net	78	0	0			
Total Licence Duty	—	—	—	154	0	0
Fines and Costs received	—	—	—	23	15	0
Rates on Valuations of Fisheries	—	—	—	2	18	0
Subscriptions received (including £90 from Department of Agriculture and Technical Instruction)	—	—	—	162	10	0
Total	—	—	—	£502	6	0

The Expenditure was as follows:—

Water Bailiffs	188	7	6			
Expenses of Prosecutions	11	5	3			
Stationery and Postage	2	0	0			
Printing and Advertising	3	5	3			
Travelling and Miscellaneous Expenses	7	9	5			
Salaries and War Bonus	97	0	0			
Proportion of Penalties to Prosecutors	7	18	4			
Commission on Sale of Licences	7	14	0			
Insurance under Workmen's Compensation Acts	6	1	0			
National Health Insurance	1	10	10			
Contribution to Fishery Conference	2	0	0			
Total				334	11	7
Balance						
{ In Bank	159	16	1			
{ In hands of Clerk	7	18	4			
				167	14	5
				£502	6	0

## APPENDIX NO. 15—continued.

## SKIBBEREEN DISTRICT.

	£	s.	d.	£	s.	d.
Balance from previous year ...	—	—	—	26	5	0
10 Salmon Rod Licences ...	10	0	0			
7 Draft Net ..	21	0	0			
Total Licence Duty ...	—	—	—	31	0	0
Grant from Department of Agriculture and Technical Instruction ...	—	—	—	25	0	0
Interest on Bank Account ...	—	—	—	0	14	3
Total ...	—	—	—	£82	19	3

The Expenditure was as follows.—

Water Bailiffs ...	29	5	0			
Postage ...	0	8	0			
Printing and Stationery ...	0	7	6			
Travelling and Miscellaneous ...	13	3	3			
Salaries ...	10	0	0			
Commission on Sale of Licences ...	1	11	0			
Total ...	—	—	—	54	14	9
Balance { In Bank ...	22	1	7			
{ In hands of Clerk	6	2	11			
	—	—	—	28	4	6
	—	—	—	£82	19	3

## BANTRY DISTRICT.

	£	s.	d.	£	s.	d.
Balance from previous year ...	—	—	—	36	9	5
1 Salmon Rod Licence ...	1	0	0			
8 Draft Net Licences ...	24	0	0			
Total Licence Duty ...	—	—	—	25	0	0
Fines received ...	—	—	—	1	0	8
Interest on Bank Account ...	—	—	—	0	15	6
Grant from Department of Agriculture and Technical Instruction ...	—	—	—	1	10	0
Total ...	—	—	—	£64	15	7

The Expenditure was as follows.—

Postage ...	0	12	0
Printing and Stationery ...	3	7	9
Travelling and Miscellaneous Expenses ...	1	17	0
Salaries ...	10	10	0

APPENDIX NO 15—*continued.*

	£	s.	d.	£	s.	d.
Commission on Sale of Licences ...	1	5	0			
Expenses of Prosecutions ...	2	2	0			
	<hr/>					
Total ...	—			19	13	9
Balance in Bank ...	—			45	1	10
				<hr/>		
				£64	15	7

KENMARE DISTRICT.

	£	s.	d.	£	s.	d.
Balance from previous year ...	—			83	0	11
23 Salmon Rod Licences ...	23	0	0			
6 Draft Net ...	18	0	0			
1 Bag Net Licence ...	10	0	0			
2 Sweeper Licences ...	6	0	0			
	<hr/>					
Total Licence Duty ...	—			57	0	0
Fines received ...	—			8	2	2
Rates on Valuations of Fisheries ...	—			0	5	0
Subscriptions (including £60 from the Department of Agriculture and Technical Instruction) ...	—			80	0	0
				<hr/>		
Total ...	—			£228	8	1

The Expenditure was as follows:—

Water Bailiffs ...	98	19	11			
Expenses of Prosecutions ...	3	0	0			
Postage ...	0	19	10			
Printing and Stationery ...	2	7	4			
Travelling and Miscellaneous ...	6	15	0			
Salaries ...	15	18	5			
	<hr/>					
Total ...	—			128	0	6
Balance in Bank ...	—			100	7	7
				<hr/>		
				£228	8	1

WATERVILLE DISTRICT.

	£	s.	d.	£	s.	d.
Balance from previous year ...	—			96	13	2
140 Salmon Rod Licences ...	140	0	0			
3 Draft Net ...	9	0	0			
3 Box or Crib ...	30	0	0			
	<hr/>					
Total Licence Duty ...	—			179	0	0

## APPENDIX NO. 15—continued.

	£	s.	d.	£	s.	d.
Rates on Valuations of Fisheries ...	—	—	—	6	0	0
Subscriptions (including £55 from the Department of Agriculture and Technical Instruction) ...	—	—	—	85	10	0
Receipts for Bailiff's warrant ...	—	—	—	0	1	0
Total ...	—	—	—	£367	4	2

The Expenditure was as follows —

Water Bailiffs ...	81	0	0			
Printing and Stationery ...	2	13	11			
Travelling and Miscellaneous Ex- penses ...	20	19	6			
Salaries ...	60	0	0			
Commission on Sale of Licences ...	8	0	0			
Expenses of Prosecutions ...	3	3	0			
Total ...	—	—	—	175	16	5
Balance in Bank ...	—	—	—	191	7	9
				£367	4	2

## KILLARNEY DISTRICT.

	£	s.	d.	£	s.	d.
Balance from previous year ...	—	—	—	378	13	9
156 Salmon Rod Licences ...	156	0	0			
44 Draft Net „ ...	132	0	0			
Total Licence Duty ...	—	—	—	288	0	0
Fines received ...	—	—	—	7	8	8
Rebate of Insurance ...	—	—	—	0	18	6
Rates on Valuations of Fisheries ...	—	—	—	31	4	0
Subscriptions (including £140 5s. from the Department of Agricul- ture and Technical Instruction)...	—	—	—	207	5	3
Sale of Boat ...	—	—	—	5	0	0
Refunds ...	—	—	—	275	15	4
Total ...	—	—	—	£1,194	5	3

The Expenditure was as follows —

Water Bailiffs ...	589	8	6
Expenses of Prosecutions ...	10	17	5
Postage ...	2	16	5
Printing and Stationery ...	4	4	5
Travelling and Miscellaneous Ex- penses ...	233	4	10
Salaries ...	90	0	0

APPENDIX NO. 15—continued.

	£	s.	d.	£	s.	d.
Proportion of Penalties to Prosecutors	1	0	0			
Commission on Sale of Licences	16	8	0			
Total				947	19	7
Balance in Bank				246	5	8
				<u>£1,194</u>	<u>5</u>	<u>3</u>

LIMERICK DISTRICT.

	£	s.	d.	£	s.	d.
Balance from previous year				210	8	11½
517 Salmon Rod Licences	517	0	0			
7 Cross Line		8	15			
22 Snap Net		33	0			
101 Draft Net	303	0	0			
49 Drift Net	147	0	0			
3 Pole Net		6	0			
30 Stake Weir	900	0	0			
11 Box or Crib	110	0	0			
198 Eel Gap	198	0	0			
Total Licence Duty				2,222	15	0
Fines received				67	8	8½
Produce of Sales of Forfeited Engines				5	19	6
Rates on Valuations of Fisheries				70	5	6
Subscriptions (including £408 16s. 4d. from the Department of Agriculture and Technical Instruction)				575	7	4
Interest on Bank Account				1	17	9
Miscellaneous Receipts				13	6	0
Total				<u>3,167</u>	<u>8</u>	<u>9</u>
Due to Bank				60	3	9
				<u>£3,227</u>	<u>12</u>	<u>6</u>

The Expenditure was as follows:—

Water Bailiffs	2,273	2	7			
Expenses of Prosecutions	92	4	3			
Postage	18	13	2			
Printing and Stationery	60	7	7			
Travelling and Miscellaneous	504	17	1			
Salaries	205	5	0			
Proportion of Penalties to Prosecutors	48	3	0			
Interest to Bank	5	6	6			
Total				3,207	19	2
In hands of Clerk				19	13	4
				<u>£3,227</u>	<u>12</u>	<u>6</u>



## APPENDIX NO. 15.—continued.

## GALWAY DISTRICT.

	£	s.	d	£	s.	d
Balance from previous year:—						
In Bank	63	19	5			
Less due to Bank on Petty Cash Account	24	6	4			
				39	13	1
80 Salmon Rod Licences	80	0	0			
11 Draft Net	33	0	0			
5 Box or Crib „	50	0	0			
29 Gap, Eye or Basket Licences	29	0	0			
2 Long Lines for Eels „	1	10	0			
1 Eel Trap	7	10	0			
Total Licence Duty	—			201	0	0
Fines received	—			25	19	6
Rates on Valuation of Fisheries	—			5	5	0
Subscriptions	—			29	6	8
Grant in Respect of Hatchery	—			17	0	0
				£318	4	3

The Expenditure was as follows:—

Water Bailiffs	193	0	0			
Expenses of Prosecutions	12	10	6			
Postage	5	3	9			
Printing and Stationery	8	19	9			
Travelling and Miscellaneous	47	12	8			
Proportion of Penalties to Prosecutors	10	0	0			
Hatchery Expenses...	6	0	0			
Total	283	6	8			
Balance { In Bank	61	1	6			
{ Due to Bank on Petty Cash Account	26	3	11			

34 17 7

£318 4 3

APPENDIX NO. 15.—*continued.*

CONNEMARA DISTRICT.

	£	s.	d.	£	s.	d.
Balance from previous year				97	5	11
131 Salmon Rod Licences	131	0	0			
13 Gap, Eye or Basket Licences	13	0	0			
<b>Total Licence Duty</b> ...				<b>144</b>	<b>0</b>	<b>0</b>
Fines received					0	14 8
Rates on Valuations of Fisheries					75	2 0
Subscriptions (including £30 from the Department of Agriculture and Technical Instruction)					35	0 0
<b>Total</b> ...				<b>£352</b>	<b>2</b>	<b>7</b>

The Expenditure was as follows:—

Water Bailiffs	147	0	0			
Expenses of prosecutions	7	9	7			
Postage	4	4	7			
Printing and Stationery	4	0	1			
Travelling and Miscellaneous	35	3	8			
Salaries	25	0	0			
Commission on Sale of Licences	6	11	0			
<b>Total</b> ...				<b>227</b>	<b>14</b>	<b>11</b>
Balance { In Bank	123	7	8			
{ In Hands of Clerk	1	0	0			
				<b>124</b>	<b>7</b>	<b>8</b>
				<b>£352</b>	<b>2</b>	<b>7</b>

BALLYNAKILL DISTRICT.

	£	s.	d.	£	s.	d.
Balance from previous year				111	14	5
58 Salmon Rod Licences	58	0	0			
15 Draft Net	45	0	0			
<b>Total Licence Duty</b> ...				<b>103</b>	<b>0</b>	<b>0</b>
Fines received					2	7 10
Rates on Valuations of Fisheries					0	14 0
<b>Total</b> ...				<b>£217</b>	<b>16</b>	<b>3</b>

## APPENDIX 15—continued.

	£	s.	d.	£	s.	d.
The Expenditure was as follows:—						
Water Bailiffs	65	0	0			
Expenses of Prosecutions ...	3	15	0			
Postage	1	1	2			
Printing and Stationery ...	2	2	3			
Travelling and Miscellaneous	4	5	2			
Salaries and War Bonus ...	30	0	0			
Commission ...	5	10	2			
	<hr/>					
Total	—			111	13	9
Balance in Bank	—			106	2	6
				<hr/>		
				£217	16	3

## BANGOR DISTRICT.

	£	s.	d.	£	s.	d.
Balance from previous year	—			170	6	7
50 Salmon Rod Licences	50	0	0			
13 Draft Net	39	0	0			
1 Drift Net	3	0	0			
2 Bag Net	20	0	0			
	<hr/>					
Total Licence Duty ...	—			112	0	0
Fines received	—			0	7	4
Rates on Valuations of Fisheries	—			11	0	0
Grant from Department of Agriculture and Technical Instruction ...	—			40	0	0
	<hr/>					
Total	—			£333	13	11

The Expenditure was as follows:—

Water Bailiffs	110	10	0			
Expenses of Prosecutions ...	2	0	0			
Printing and Stationery	2	8	1			
Postage	0	10	0			
Travelling and Miscellaneous Expenses	0	13	0			
Salaries	30	0	0			
Insurance	8	9	5			
Office Rent ...	1	0	0			
	<hr/>					
Total				155	10	6
Balance				151	12	0
{ In Bank				26	11	5
{ In hands of Clerk						
				<hr/>		
				178	3	5
				<hr/>		
				£333	13	11

APPENDIX NO. 15—continued.

BALLINA DISTRICT.				£	s.	d.	£	s.	d.
	Balance from previous year				—		108	17	7
72	Salmon Rod Licences	...	...	72	0	0			
14	Draft Net	..	...	42	0	0			
24	Drift Net	..	...	72	0	0			
7	Box or Crib	..	...	70	0	0			
24	Eel Gap	..	...	24	0	0			
	Total Licence Duty ...			—			280	0	0
	Fines received			—			19	13	4
	Rates on Valuations of Fisheries			—			85	14	0
	Grant from Department of Agriculture and Technical Instruction			—			200	0	0
	Refund of Premium on Employer's Liability Policy ...			—			4	12	0
	Total			—			£698	16	11

The Expenditure was as follows:—

	Water Bailiffs	...	...	377	0	0			
	Expenses of Prosecutions ...	...	...	46	9	8			
	Postage	...	...	0	19	3			
	Printing and Stationery	...	...	1	2	6			
	Travelling and Miscellaneous	...	...	2	10	0			
	Salaries	...	...	40	0	0			
	Proportion of Penalties to Prosecutors...	...	...	12	0	0			
	Premium on Employer's Liability Policy	...	...	12	1	9			
	Total			—			492	3	2
	Balance	{	In Bank	187	12	0			
			In hands of Clerk	19	1	9		206	13
	Total			—			£698	16	11

SLIGO DISTRICT.

		£	s.	d.	£	s.	d.
	Balance from previous year		—		84	12	10
54	Salmon Rod Licences	54	0	0			
7	Draft Net	21	0	0			
3	Eel Net	3	0	0			
	Total Licence Duty ...	—			78	0	0
	Fines received	—			3	6	8
	Rates on Valuations of Fisheries	—			32	5	0
	Subscriptions (including £80 from the Department of Agriculture Technical Instruction) ...	—			228	9	0
	Total	—			£426	13	6

## APPENDIX NO. 15—continued.

		£	s.	d.	£	s.	d.
The Expenditure was as follows:—							
Water Bailiffs	...	255	17	6			
Postage	...	1	10	0			
Printing and Stationery	...	1	1	6			
Travelling and Miscellaneous Ex-	...	7	3	0			
penses	...						
Salaries	...	35	0	0			
Insurance	...	5	3	6			
Subscription to Irish Conservators'	...						
Conference	...	2	0	0			
Total	...				307	15	6
Balance	{ In Bank ...	112	7	0	118	18	0
	{ Due to Clerk ...	6	11	0			
					<hr/>		
					£426	13	6

## BALLYSHANNON DISTRICT.

		£	s.	d.	£	s.	d.
Balance from previous year	...				160	9	4
82 Salmon Rod Licences	...	82	0	0			
3 Cross Line	...	6	0	0			
18 Draft Net	...	54	0	0			
7 Drift Net	...	21	0	0			
1 Pole Net Licence	...	2	0	0			
1 Stake Net	...	30	0	0			
5 Box or Crib Licences	...	50	0	0			
32 Gap or Eye	...	32	0	0			
					<hr/>		
Total Licence Duty	...				277	0	0
Fines received	...				20	3	1
Produce of Sales of Forfeited Engines	...						
Subscriptions	...				267	13	6
Interest	...						
					<hr/>		
Total	...				725	5	11
					<hr/>		
*The Expenditure amounted to	...	493	5	8			
Balance in Bank	...	332	0	3			
					<hr/>		
Total	...				725	5	11

\*The Department are in correspondence with the Board of Conservators relative to the details of this total expenditure.

APPENDIX NO. 15—*continued.*

LETTERKENNY DISTRICT.

	£	s.	d.	£	s.	d.
Balance from previous year ...						
190 Salmon Rod Licences ... ..	190	0	0			
19 Draft Net .. .. .	57	0	0			
124 Drift Net .. .. .	—	372	0			
2 Bag Net Licences ... ..	20	0	0			
2 Box or Crib .. .. .	20	0	0			
21 Loop Net .. .. .	10	10	0			
<hr/>						
Total Licence Duty ... ..					669	10
Fines received ... ..					3	15
Rates on Valuations of Fisheries ...					10	0
Rebate on Insurance of Officers					4	13
Refunds ... ..					8	0
<hr/>						
Total ... ..					695	19
Due to Bank ... ..					109	1
<hr/>						
					£805	0
						6

Debit Balance at close of 1918

Accounts ... .. 181 16 4

The Expenditure was as follows.—

Water Bailiffs ... ..	382	0	0			
Expenses of Prosecutions ... ..	29	1	0			
Postage ... ..	5	6	10			
Printing and Stationery ... ..	17	0	3			
Travelling and Miscellaneous ...	83	6	1			
Salaries ... ..	100	0	0			
Rewards for killing Seals ... ..	6	10	0			
<hr/>						
Total ... ..					£805	0
						6

LONDONDERRY DISTRICT.

	£	s.	d.	£	s.	d.
Balance from previous year ...				128	2	0
458 Salmon Rod Licences ... ..	458	0	0			
24 Draft Net .. .. .	72	0	0			
72 Drift Net .. .. .	216	0	0			
2 Pole Net .. .. .	4	0	0			
4 Bag Net .. .. .	40	0	0			
3 Stake Net .. .. .	90	0	0			
<hr/>						
Total Licence Duty ... ..					880	0
Fines received ... ..					43	3
Rates on Valuations of Fisheries ...					107	0
Grant from Department of Agriculture and Technical Instruction ...					80	0
<hr/>						
Total ... ..					£1,238	5
						6



## APPENDIX NO. 15—continued.

The Expenditure was as follows:—

	£	s.	d.	£	s.	d.
Water Bailiffs	347	12	3			
Expenses of Prosecutions	74	3	9			
Travelling and Miscellaneous Expenses (including £430 10s. 3d. in repayment of loan to Foyle and Bann Fishery Company)	445	8	7			
Salaries	50	0	0			
Commission on Sale of Licences	37	18	0			
<b>Total</b>				955	2	7
Balance in Bank				283	2	11
				<b>£1,238</b>	<b>5</b>	<b>6</b>

## COLERAINE DISTRICT.

	£	s.	d.	£	s.	d.
Balance from previous year				114	18	11
112 Salmon Rod Licences	112	0	0			
6 Draft Net	18	0	0			
12 Drift Net	36	0	0			
83 Trammel Net for Pollen Licences	83	0	0			
1 Bag Net Licence	10	0	0			
4 Box or Crib Licences	40	0	0			
48 Coghill	144	0	0			
141 Draft Net for Pollen Licences	211	10	0			
4 Draft Net for Eel Licences	12	0	0			
<b>Total Licence Duty</b>				666	10	0
Fines received				51	13	4
Rates on Valuations of Fisheries				72	3	0
Interest on Bank Account				2	13	7
Rent of Boat House				2	0	0
Grant from Department of Agriculture and Technical Instruction				90	0	0
Balance due Treasurer				80	19	2
<b>Total</b>				<b>1,080</b>	<b>18</b>	<b>0</b>

The Expenditure was as follows:—

Water Bailiffs	713	7	3			
Expenses of Prosecutions	47	5	9			
Postage	8	10	1			
Printing and Stationery	9	18	11			
Travelling and Miscellaneous	148	11	0			
Salaries	110	0	0			
Proportion of Penalties to Prosecutors	13	0	0			
Commission on Sale of Licences	30	5	0			
<b>Total</b>				<b>£1,080</b>	<b>18</b>	<b>0</b>

APPENDIX NO. 15—*continued.*

BALLYCASTLE DISTRICT.

	£	s.	d.	£	s.	d.
60 Salmon Rod Licences	60	0	0			
11 Draft Net	33	0	0			
10 Drift Net	30	0	0			
14 Bag Net	140	0	0			
2 Coghill	1	0	0			
<b>Total Licence Duty</b>	<hr/>			£264	0	0
Fines received	—	—	—	0	13	4
Rates on Valuations of Fisheries ...	—	—	—	5	0	0
Subscriptions	—	—	—	8	0	0
<b>Total</b>	<hr/>			£277	13	4

The Expenditure was as follows:—

Water Bailiffs	241	12	11			
Expenses of Prosecutions	8	8	0			
Postage	0	19	1			
Printing and Stationery	1	13	0			
Miscellaneous (including reductions on licences)	11	10	0			
Salaries	10	0	0			
Proportion of Penalties to Prosecutors	0	10	0			
Commission on Sale of Licences ...	3	0	4			
<b>Total</b>	<hr/>			£277	13	4

DUNDALK DISTRICT.

	£	s.	d.	£	s.	d.
Balance from previous year ...	—	—	—	111	17	8
68 Salmon Rod Licences	68	0	0			
25 Draft Net	75	0	0			
1 Head Weir Licence	6	0	0			
9 Eel Gap or Eye Licences	9	0	0			
<b>Total Licence Duty</b>	<hr/>			158	0	0
Fines received	—	—	—	12	6	6
Rates on Valuations of Fisheries ...	—	—	—	13	8	0
Subscriptions (including £40 from Department of Agriculture and Technical Instruction) ...	—	—	—	65	0	0
<b>Total</b>	<hr/>			£360	12	2

## APPENDIX NO. 15—continued.

	£	s.	d.	£	s.	d.
The Expenditure was as follows:—						
Water Bailiffs	130	5	0			
Postage	1	0	0			
Printing and Stationery	7	14	0			
Travelling and Miscellaneous Expenses	55	3	8			
Salaries	66	0	0			
Commission on Sale of Licences	7	15	0			
Total					267	17 8
Balance { In Bank	86	1	4			
{ In hands of Clerk	6	13	2		92	14 6
						<u>£360 12 2</u>

## DROGHEDA DISTRICT.

	£	s.	d.	£	s.	d.
Balance { In Bank (Current a/c.)	229	6	11			
{ In Bank (Deposit a/c.)	100	0	0			
					329	6 11
121 Salmon Rod Licences	121	0	0			
4 Cross Line "	8	0	0			
1 Snap Net Licence	1	10	0			
102 Draft Net Licences...	306	0	0			
6 Box or Crib "	60	0	0			
22 Eel "	22	0	0			
Total Licence Duty					518	10 0
Fines received					3	8 8
Rates on Valuations of Fisheries					16	9 0
Subscriptions (including £40 from Department of Agriculture and Technical Instruction)					75	14 0
Interest on Deposit Account					5	2 4
Total					<u>£948</u>	<u>10 11</u>

The Expenditure was as follows:—

Water Bailiffs	411	8	9
Expenses of Prosecutions	4	9	6
Postage	4	11	4
Printing and Stationery	14	7	6
Travelling and Miscellaneous expenses	90	18	10
Salaries	138	12	4
Commission on Collection of Rates	2	9	3
Commission on Sale of Licences	3	12	0



## SUBSTANCE of REPORTS received from Clerks of

DISTRICT.	What is the general state of the Salmon Fisheries in this District? Are they, as a rule, improving or declining?	
	1919.	1918.
Dublin	Improved slightly; net and rod fishing fairly good.	Rod fishing in the Upper reaches improved; net fishing declining as compared with 1917.
Wexford	Improving.	Fair; declining.
Waterford	Very fair; improving	Declining.
Lismore	Good; improving	Declining; below 1917 and previous years' average
Cork	Fair; maintaining the average	Fair; declined during year 1918
Cork (Bandon)	Fair; improving.	Fair; angling about the same, netting bad.
Skibbereen	Fair; improving.	Fair; improving.
Bantry	Improving.	Improving
Kenmare	About the same	About the same.
Waterville	Good; improving	Good; improving
Killarney	Improving	Fair; no improvement since 1913; spring fishing fair, but grilse failed.
Limerick	Improving; a marked improvement on last year.	Salmon fisheries about average; peale showed a marked decrease.
Galway	Fair; declining	Declining
Connemara	Fairly good; improving	Fair; trout fishing improved considerably.
Ballinakill	Declining	Not so good as in previous year
Bangor	Improving.	Fairly good; declining slightly
Ballina	Improving	Improved slightly
Sligo	Fair; not declining	Fair; improving
Ballyshannon	Below last year's average; declining	Very bad; declining
Letterkenny	Fair	Fair
Londonderry	Improved as compared with 1918, but declining generally during past eight years.	Declining
Coleraine	Improving	Declining
Ballycastle	Not up to the average generally; the Bush, Portrush, Portmoon, and Portbraddon Fisheries considerably below the average.	Fair; below average
Dundalk	Fairly satisfactory in Dee and Glyde rivers; bad in other parts of district.	Bad in all rivers except Dee, Glyde, and Fane, where take of salmon by nets was the best for the past twenty or thirty years.
Drogheda	Improving	Declining as compared with 1917; but the fisheries in district tend to improve.

No. 16.

CONSERVATORS relative to SALMON FISHERIES.

Has the take of Salmon and Grilse by nets and weirs throughout the District been more, or less, productive in the present year than in the past one ?		DISTRICT.
1919.	1918.	
Productive	Less productive	Dublin
More productive	Considerably less productive	Wexford.
More productive	Less productive	Waterford.
More productive	Less productive	Lismore.
Slightly more productive	Less productive	Cork.
Grilse more productive ; salmon less productive.	Less productive by nets ; no weirs in District.	Cork (Bandon).
More productive.	More productive	Skibbereen.
More productive ; the best for the past 30 years.	More productive	Bantry
Most productive for several years	Less productive	Kenmare.
More productive	Fair average	Waterville
Much more productive	Salmon by nets about the same ; grilse less productive ; no weirs in District.	Killarney.
Much more productive	Considerably less	Limerick.
Less productive than in previous years.	More productive at Galway Fishery ; bad rest of District.	Galway.
No Salmon or grilse taken by nets or weirs.	Spring and Summer netting satisfactory.	Connemara .
Less productive	Less productive	Ballinakill.
Much more productive	Slightly less productive	Bangor.
More productive	Grilse more productive ; salmon not so productive.	Ballina.
About the same	About the same	Sligo.
About the same	Considerably less productive	Ballyshannon
More productive generally than last year.	Less productive generally	Letterkenny
More productive.	About the same	Londonderry
More productive	Considerably less productive	Coleraine.
Less productive	Below average in all fisheries in District except Carrick-a-rede.	Ballycastle
Less productive generally	Less productive, except in rivers Dee, Glyde, and Fane.	Dundalk
Salmon less productive ; grilse more productive.	Salmon less productive ; grilse more productive.	Drogheda.



## SUBSTANCE of REPORTS received from Clerks of

DISTRICT.	Has the take of Sea Trout by nets and weirs been more, or less, productive this year than in the past one ?					
	1919			1918.		
Dublin	More productive			About the same		
Wexford	More productive by nets			About the same		
Waterford	No sea trout taken			---		
Lismore	Cannot ascertain			Cannot ascertain		
Cork	Practically no sea trout in District			Practically no sea trout in District		
Cork (Bandou)	None taken			Very few sea trout taken with salmon and grilse.		
Skibbereen	---			---		
Bantry	---			---		
Kenmare	No sea trout taken			No sea trout taken		
Waterville	More productive; great improvement in run of sea trout as compared with former nine or ten years			More productive		
Killarney	---			---		
Limerick	---			---		
Galway	About the same			Less productive		
Connemara	---			---		
Ballinakill	Less productive			More productive		
Bangor	More productive			Less productive		
Ballina	Less productive			Less productive		
Sligo	---			---		
Ballyshannon	Less productive			Less productive; very few white trout taken.		
Letterkenny	Cannot say			Less productive		
Londonderry	More productive			About the same		
Coleraine	More productive			Much less productive		
Ballycastle	About the same; very few sea trout taken.			Sea trout declining throughout District.		
Dundalk	Less productive			More productive in Dec, Glyde, and Fane; less productive in other rivers.		
Drogheda	More productive			More productive		

No. 16—*continued.*

CONSERVATORS relative to SALMON FISHERIES—*continued.*

What is your report as to Angling in the District ?		District.
1919.	1918.	
Fairly good ...	Very good in the early months.	Dublin.
Very bad ...	Disappointing ; very few salmon were taken in proportion to other years.	Wexford.
Fair. ...	Poor ...	Waterford.
Good from February to beginning of June ; poor during remainder of season owing to continuous drought.	Poor ...	Lismore.
Fairly good until May, after which dry season set in.	Bad ...	Cork.
Good in March and April, bad during remainder of season owing to drought.	Not up to average ...	Cork (Bandon).
Poor ...	Fair ...	Skibbereen.
Bad ...	Bad ...	Bantry.
Not good, except in River Blackwater.	Not good, except in River Blackwater.	Kenmare.
Spring Salmon fishing only fair owing to bad weather ; summer and autumn salmon fishing good ; white trout fishing was the best for the past 7 or 8 years.	Salmon fishing not as good as in former years owing to height of the Lake ; improved at end of March to June. White trout fishing was the best for the past 12 years.	Waterville.
Poor owing to low state of water.	Poor ...	Killarney.
Salmon fishing up to average. Peal fishing the best for many years.	Salmon fishing up to average. Peal very poor.	Limerick.
Not good .	Bad owing to lowness of water at Estuaries.	Galway.
Good during early summer season ; unfavourable during August and September ; Salmon and grilse more productive than for several years.	There was no angling practically for spring fish ; grilse and summer salmon were plentiful in the larger rivers and lakes in June, but there were no anglers. Smaller rivers suffered on account of dry spring. There was a good stock of fish in late summer, and trout were heavy and in good condition. Owing to unfavourable weather takes were disappointing.	Connemara.
Good ...	No angling during the year ...	Ballinakill.
Good ..	Bad ...	Bangor.
Disappointing, as rivers were well stocked. Angling was best in June and July, bad during remainder of season owing to floods, after which fish did not take.	Bad owing to low water.	Ballina.
Fairly good.	Fairly good in Ballysodare and Sligo rivers.	Sligo.
Bad. ...	Bad. Anglers suspended fishing ...	Ballyshannon.
Good ...	Fairly good in early season ; below average later.	Letterkenny.
Below average owing to quantity of flax water in rivers.	Below average owing to low water ..	Londouderry.
Good ...	Very favourable in early part of season ; poor later.	Coleraine.
Fairly good from February to middle of May ; very few fish taken during remainder of season owing to drought.	Favourable during February, March, and first part of April ; poor in all districts rest of summer owing to low, peaty water.	Ballycastle.
Not satisfactory generally.	Satisfactory early in season, not so good towards end, save in river Fane, in which river angling was fairly good in last month of season	Dundalk.
Spring fishing good ; poor afterwards owing to low state of water.	Very good ...	Drogheda.

## APPENDIX

## SUBSTANCE of REPORTS received from Clerks of

DISTRICT.	What was the highest whole- sale price given for Salmon, 1919 ?	What was the highest whole- sale price given for Salmon, 1918 ?	What was the lowest whole- sale price 1919 ?	What was the lowest whole- sale price 1918 ?
	<i>s. d.</i>	<i>s. d.</i>	<i>s. d.</i>	<i>s. d.</i>
Dublin ... ..	2 8	2 8	1 6	2 8
Wexford ... ..	2 10	2 8	2 0	1 10
Waterford ... ..	2 6	3 0	2 0	2 10
Lismore ... ..	2 6	2 10	2 4	2 4
Cork ... ..	2 6	2 8	1 6	2 3
Cork (Bandon) ... ..	2 8	3 0	2 0	2 0
Skibbereen ... ..	2 6	2 6	1 8	2 2
Bantry ... ..	3 0	2 6	1 6	1 6
Kenmare ... ..	2 8	2 6	1 4	1 6
Waterville ... ..	17 0	6 6	2 8	2 0
Killarney ... ..	7 0	4 0	1 2	1 8
Limerick ... ..	2 8	2 8	2 8	2 2
Galway ... ..	2 8	2 8	2 8	2 8
Connemara ... ..	—	—	—	—
Ballinakill ... ..	1 8	1 6	1 2	1 0
Bangor ... ..	2 8	3 0	1 8	2 8
Ballina ... ..	2 8	3 0	1 3	1 11
Sligo ... ..	17 6	6 0	3 6	2 8
Ballyshannon ... ..	3 6	3 0	1 0	Cannot ascertain.
Letterkenny ... ..	Cannot ascertain.	Cannot ascertain.	Cannot ascertain.	Cannot ascertain.
Londonderry ... ..	2 8	2 8	1 5	1 6
Coleraine ... ..	2 8	2 8	2 3	2 4
Ballycastle ... ..	2 8	2 8	1 8	2 4
Dundaik ... ..	2 8	3 0	2 0	1 9
Drogheda ... ..	2 6	4 0	1 10	2 6

No. 16—*continued.*

CONSERVATORS relative to SALMON FISHERIES.—*continued.*

Has any peculiarity been observed in the date on which fish have appeared in the rivers this season?						DISTRICT.
1919.			1918.			
Fish ran earlier than in previous season.			Fish appeared earlier than last year			Dublin.
Fish ran earlier	...	...	No.	...	...	Wexford.
No	...	...	Fish appeared rather early	..	...	Waterford.
No	...	...	No	...	...	Lismore.
No	...	...	Spring fish ran later	...	...	Cork.
No	...	...	No	...	...	Cork (Bandon).
No.	...	...	No	...	...	Skibbereen.
No	...	...	No	...	...	Bantry.
Fish ran earlier	...	...	Fish ran earlier than in former years			Kenmare.
No.	...	...	No	...	...	Waterville.
No	...	...	No	...	...	Killarney.
No	...	...	No	...	...	Limerick.
No	...	...	No	...	...	Galway.
No	...	...	Heaviest class of trout ran early	...	...	Connemara.
No	...	...	No	...	...	Ballinakill.
Fish ran later	...	...	Grilse ran earlier	...	...	Bangor.
No	...	...	No	...	...	Ballina.
No.	...	...	No	...	...	Sligo.
No	...	...	No	...	...	Ballyshannon.
No	...	...	No	...	...	Letterkenny.
Fish ran later	...	...	No	...	...	Londonderry.
No	...	...	No	...	...	Coleraine.
No	...	...	Fish entered the Bush River in large numbers early in the season.			Ballycastle.
No	...	...	No	...	...	Dundalk.
No.	...	...	No	...	...	Drogheda.

## SUBSTANCE of REPORTS received from Clerks of

DISTRICT.	Between what dates did the principal migration of Smolts take place ? Was it larger or smaller than usual ?	
	1919.	1918.
Dublin	April and May. About the same	April and May. Slightly larger
Wexford	March, April and May. Larger	April and May. Larger.
Waterford	April and May. Larger	May and July. Slightly larger
Lismore	14th March to 20th May. Larger and more numerous.	15th March to 14th May. Average
Cork	28th April and 14th May. Smaller	Unable to ascertain
Cork (Bandon)	15th March to 10th April. About the same.	10th March to 20th April. About the same.
Skibbereen	1st to 12th April. Average	1st to 12th April. Average
Bantry	May. Smaller	May. Smaller
Kenmare	Not observed	Not observed
Waterville	Middle of April to beginning of May. About the same.	15th April to 1st May. Larger
Killarney	In April and May. About the same	Beginning of March to end of April. Average.
Limerick	March, April, and May. Larger	March, April, and May. Average
Galway	April and May. Larger	April and May. Smaller
Connemara	April and May. Average	April and May. Average
Ballinakill	Cannot say	Cannot say
Bangor	1st April and 24th May. Larger	8th April to 20th May. Larger
Bahina	April and May. Same as in previous year.	April and May. Larger
Sligo	May and June. About the same.	March to June
Ballyshannon	April and May	May. Smaller
Letterkenny	Early in May. Cannot say	Early in May. Average
Londonderry	15th March to 15th June. Average	15th March to 15th June. Average
Coleraine	12th April to end of June. Much larger.	12th April to 12th June. Not up to average.
Ballycastle	15th April to 31st May. Not up to average.	15th April to 31st May. Fair average.
Dundalk	1st to 31st May. About the same	1st to 31st May. Larger, particularly in Rivers Dee, Glyde, and Fane.
Drogheda	April and May. About the same	April and May. About the same

No. 16—*continued.*

CONSERVATORS relative to SALMON FISHERIES—*continued.*

Has there been observed more than one migration of Smolts to the sea during the season? If so state when these migrations took place.		DISTRICT.
1919.	1918.	
There is always a small migration in the autumn dependent on the amount of water.	There is always a small migration in autumn dependent on the amount of water.	Dublin.
Yes. In July	No	Wexford.
April to June	Yes. In May, June, and July	Waterford.
No	No	Lismore.
No	No	Cork.
No	No	Cork (Bandon).
No	No	Skibbereen.
No	No	Rantry.
No	No	Kenmare.
No	No	Waterville.
No.	No	Killarney.
Yes. There is an autumn run in September, October, and November.	March, April, and May. Also September, October, and November.	Limerick.
No	No	Galway.
Yes. At end of September & October	No	Connemara.
Cannot say	—	Ballinakill.
No	Two runs observed: about 3rd April and 24th May.	Bangor.
Cannot say	No	Ballina.
Yes. In May, June and July.	Yes. In March, April, May, and June, at Sligo, Ballysodare, and Drumcliffe.	Sligo.
No	No	Ballyshannon.
Cannot say	No	Letterkenny.
No	No	Londouderry.
Smolts continued to run during each "fresh" during period of migration.	Smolts continued to run according to the state of the rivers.	Coleraine.
Yes. In July and August in River Bush.	Yes. During last weeks of June, in July and early in August in River Bush.	Ballycastle.
No	No	Dundalk.
Yes. A small migration was observed in June and July.	Yes. A small migration was observed in July.	Drogheda.



## SUBSTANCE of REPORTS received from Clerks of

District.	In your opinion was the weather favourable or (1.) To Netting.	
	1919.	1918.
Dublin.	Favourable in June and July	Favourable in early part of year : not so favourable later.
Wexford.	Favourable	Favourable
Waterford	Favourable	Favourable
Lismore.	Favourable	Favourable
Cork.	Favourable	Favourable
Cork (Bandon)	Favourable	Favourable
Skibbereen.	Favourable	Favourable
Bantry.	Favourable	Favourable
Kenmare	Favourable	Favourable
Waterville	Unfavourable except in tidal rivers.	Unfavourable to end of June : favourable from then onwards.
Killarney.	Favourable	Favourable.
Limerick	Favourable	Favourable in tidal waters . unfavourable in fresh water owing to floods
Galway	Favourable	Favourable
Counemara	No netting done	Fairly favourable
Ballinakill	Unfavourable	Favourable
Bangor	Favourable	Favourable
Ballina	Unfavourable.	Favourable
Sligo	Favourable	Favourable
Ballyshannon	Favourable	Favourable
Letterkenny	Favourable	Favourable early in season
Londonderry	Favourable	Variable
Coleraine	Favourable	Fairly favourable in tidal portion of District : unfavourable in fresh-water.
Ballycastle	Very unfavourable owing to stormy weather.	Fairly favourable during grilse season.
Dundalk	Favourable from February to April ; unfavourable during remainder of season owing to drought.	Favourable
Drogheda	Favourable in tidal waters.	Favourable in tidal portion of District : unfavourable in fresh water.

No. 16—*continued*

CONSERVATORS relative to SALMON FISHERIES—*continued.*

unfavourable in each month of the open season ? (II.) To Angling.		DISTRICT.
1919.	1918.	
Favourable in February, March and April.	Favourable .. .. .	Dublin.
Favourable .. .. .	Favourable .. .. .	Wexford.
Favourable .. .. .	Favourable .. .. .	Waterford.
Unfavourable from June to September.	Unfavourable .. .. .	Lismore.
Favourable to end of April : unfavourable afterwards.	Unfavourable .. .. .	Cork.
Unfavourable except in March and April.	Unfavourable .. .. .	Cork (Bandon).
Favourable in April only .. .. .	Favourable, except in June, July, and August.	Skibbereen.
Unfavourable .. .. .	Unfavourable .. .. .	Bantry.
Unfavourable .. .. .	Unfavourable .. .. .	Keemare.
Favourable from April to end of May : otherwise unfavourable during season.	Unfavourable to end of March : favourable each month from then to end of season.	Waterville.
Unfavourable .. .. .	Favourable .. .. .	Killarney
Unfavourable owing to lowness of water.	Favourable .. .. .	Limerick.
Favourable .. .. .	Unfavourable .. .. .	Galway
Unfavourable generally during Spring season and in August and September : unfavourable in small rivers in June and July owing to drought.	Unfavourable in July, August, and September.	Connemara.
Favourable .. .. .	Unfavourable .. .. .	Ballinakill.
Favourable .. .. .	Unfavourable .. .. .	Baugor.
Unfavourable .. .. .	Unfavourable .. .. .	Ballina
Favourable .. .. .	Favourable .. .. .	Sligo.
Favourable .. .. .	Favourable : very few anglers .. .. .	Ballyshannon.
Favourable .. .. .	Unfavourable owing to drought in June and July.	Letterkenny.
Unfavourable owing to lowness of water	Unfavourable .. .. .	Londonderry
Favourable .. .. .	Favourable to end of August .. .. .	Coleraine.
Fairly favourable from February to May : unfavourable during remainder of season owing to drought, and flax water pollution in August and September	February, March, and April fairly favourable. May, June, July, and part of August very low water and unfavourable. Flax water pollution rest of season.	Ballycastle.
Favourable from February to April : Remainder of season too dry.	Favourable, except in months of May, June and July.	Dundalk.
Favourable until end of April .. .. .	Favourable .. .. .	Drogheda.

## APPENDIX

## SUBSTANCE of REPORTS received from Clerks of

DISTRICT.	At what period of the year was Grilse first taken.							
	1919.				1918.			
Dublin	June	...	...	...	None taken	...	...	...
Wexford	Last week in May	...	...	...	Last week in May	...	...	...
Waterford	Middle of May	...	...	...	End of May	...	...	...
Lismore	May 10	...	...	...	May 10.	...	...	...
Cork	June	...	...	...	Early in June	...	...	...
Cork (Bandon)	June 1	...	...	...	June 1	...	...	...
Skibbereen	June 24	...	...	...	End of June	...	...	...
Bantry	June	...	...	...	June	...	...	...
Kenmare	June	...	...	...	June	...	...	...
Waterville	May	...	...	...	July	...	...	...
Killarney	May 19	...	...	...	May	...	...	...
Limerick	End of May	...	...	...	End of May	...	...	...
Galway	May 6	...	...	...	May 7	...	...	...
Connemara	May	...	...	...	End of May	...	...	...
Ballinakill	June 24	...	...	...	End of June	...	...	...
Bangor	April	...	...	...	April 28	...	...	...
Ballina	Middle of May	...	...	...	May	...	...	...
Sligo	June	...	...	...	Ballysodare, June 1 ; Sligo, May 1	...	...	...
Ballyshannon	June	...	...	...	June	...	...	...
Letterkenny	June	...	...	...	June	...	...	...
Londonderry	May 20	...	...	...	May 24	...	...	...
Coleraine	June	...	...	...	End of May and beginning of June.	...	...	...
Ballycastle	First week in June	...	...	...	June 7	...	...	...
Dundalk	June	...	...	...	June	...	...	...
Drogheda	June	...	...	...	June	...	...	...

No 16—*continued.*

CONSERVATORS relative to SALMON FISHERIES—*continued.*

During what months was the greatest quantity observed or taken?										DISTRICT.
1919.					1918.					
July	...	...	...	...	None taken	...	...	...	...	Dublin.
July	...	...	...	...	July	...	...	...	...	Wexford.
June and July	...	...	...	...	June	...	...	...	...	Waterford.
June and July	...	...	...	...	June and July	...	...	...	...	Lismore
June and July	...	...	...	...	June and July	...	...	...	...	Cork
June and July	...	...	...	...	July	...	...	...	...	Cork (Bandon).
July	...	...	...	...	July	...	...	...	...	Skibbereen
June	...	...	...	...	July	...	...	...	...	Bantry.
July	...	...	...	...	July	...	...	...	...	Kenmare
June, July, and August	...	...	...	...	August	...	...	...	...	Waterville
June	...	...	...	...	June	...	...	...	...	Killarney
June	...	...	...	...	June	...	...	...	...	Limerick
June	...	...	...	...	June	...	...	...	...	Galway
June and July	...	...	...	...	From middle of June to middle of July.	...	...	...	...	Connemara
First week in July	...	...	...	...	End of June, and first fortnight in July.	...	...	...	...	Ballinakill.
July	...	...	...	...	July	...	...	...	...	Bangor
End of June	...	...	...	...	End of June and beginning of July	...	...	...	...	Ballina
June	...	...	...	...	Ballysodare, June and July. Sligo. May and June, as floods suited.	...	...	...	...	Sligo
July	...	...	...	...	July	...	...	...	...	Ballyshannon
End of June and July	...	...	...	...	End of June and July	...	...	...	...	Letterkenny
July	...	...	...	...	July	...	...	...	...	Londonderry
July	...	...	...	...	July	...	...	...	...	Coleraine
June 23 to July 10	...	...	...	...	June 24 to July 8	...	...	...	...	Ballycastle
July	...	...	...	...	July	...	...	...	...	Dundalk
June and July	...	...	...	...	July	...	...	...	...	Drogheda

## SUBSTANCE of REPORTS received from Clerks of

DISTRICT.	During what months were many Salmon taken with Grilse and were these Salmon on an average heavier or lighter than at other periods?	
	1919.	1918.
Dublin	June, July and August. Average weight.	No grilse taken
Wexford	June. Heavier	June. Heavier.
Waterford	June and July. Average weight	June and July
Lismore	June and July. Heavier	June and July. Much heavier
Cork	June. Heavier	June and July. Average Weight
Cork (Bandon)	June and July. About the same	June and July. Heavier
Skibbereen	August. Average weight	June. Average weight
Bantry	May and June. Heavier	May and June. Lighter
Kenmare	June and July. Average weight	June and July
Waterville	June to October. Heavier	July and August. Lighter
Killarney	May. Heavier.	May and June. Generally heavier
Limerick	May. Heavier.	May. Lighter
Galway	—	June
Connemara	June	July
Ballinakill	End of June and first week in July. Heavier.	June. Lighter
Bangor	April to June. Lighter	April, May, and June. Heavier
Ballina	Beginning of June. Heavier	Very few Salmon taken with grilse. Lighter.
Sligo	June and July. Heavier	June and July
Ballyshannon	End of May and June	June and July. About the same
Letterkenny	Cannot say	Cannot say
Londonderry	June, July, and August. About the same.	June, July, and August. About the same.
Coleraine	July. About the same	July. About the same
Ballycastle	End of June to end of August. Lighter.	End of June to end of August. Slightly heavier.
Dundalk	July. Lighter	July. Lighter
Drogheda	July. Lighter.	July. Lighter

No. 16—*continued.*

CONSERVATORS relative to SALMON FISHERIES—*continued.*

In what months were the greatest quantities of Salmon (not Grilse <sup>1</sup> taken ?		DISTRICT.
1919.	1918.	
June and July by nets; February to April, by rods.	June and July, by nets; February to April, by rods.	Dublin.
April and May	April and May	Wexford.
May and June	June	Waterford
March to June	March to June	Lismore.
March to June.	March to June	Cork.
April and May	April and May	Cork (Bandon)
June ... ..	End of May and June	Skibbereen
May and June	May ... ..	Bantry
May and July	May and July	Kenmare
January to July and from September 1st to end of season.	April and May	Waterville
January to April	January to May ... ..	Killarney
March and April	March and April ... ..	Limerick.
—	June	Galway
June and July	May and June	Conuemara
May	May ... ..	Ballinakill
April to June	June and July ... ..	Bangor.
April and May	May ... ..	Ballina
March and April	Sligo, January to May; Ballysodare, April to June.	Sligo
June ... ..	June ... ..	Ballyshannon
June ... ..	May and June ... ..	Letterkenny.
June, July, and August	June, July, and August ... ..	Londonderry
June and July	May and early in June ... ..	Coleraine.
April and May	April and May ... ..	Ballycastle.
February to May	February, March, and April	Dundalk
April and May.	April and May, by nets	Drogheda



## APPENDIX

## SUBSTANCE of REPORTS received from Clerks of

DISTRICT.	Can it be ascertained what proportion the capture of grilse bore to the capture of Salmon?									
	1919.					1918.				
Dublin	1 to 6	...	...	...	...	No grilse taken	...	...	...	...
Wexford	1 to 4	...	...	...	...	—	...	...	...	...
Waterford	No	...	...	...	...	Equal	...	...	...	...
Lismore	No	...	...	...	...	No	...	...	...	...
Cork	No	...	...	...	...	No	...	...	...	...
Cork (Bandon)	1 to 4. The best grilse season for 12 or 14 years.					1 to 6	...	...	...	...
Skibbereen	3 to 2	...	...	...	...	No; slight increase in grilse over past years.	...	...	...	...
Bantry	10 to 1	...	...	...	...	6 to 1	...	...	...	...
Kenmare	3 to 2	...	...	...	...	Equal	...	...	...	...
Waterville	1 to 2	...	...	...	...	1 to 2	...	...	...	...
Killarney	No	...	...	...	...	Equal	...	...	...	...
Limerick	No	...	...	...	...	No	...	...	...	...
Galway	No	...	...	...	...	No.	...	...	...	...
Connemara	About 10 to 1	...	...	...	...	5 to 1	...	...	...	...
Ballinakill	5 to 1	...	...	...	...	2 to 1	...	...	...	...
Bangor	1 to 2	...	...	...	...	3 to 5	...	...	...	...
Ballina	No	...	...	...	...	20 to 1	...	...	...	...
Sligo	No	...	...	...	...	3 to 1, Sligo; 5 to 1, Ballysodare	...	...	...	...
Ballyshannon	3 to 2	...	...	...	...	1 to 3	...	...	...	...
Letterkenny	No	...	...	...	...	No	...	...	...	...
Londonderry	No	...	...	...	...	No	...	...	...	...
Coleraine	2 to 1	...	...	...	...	Grilse in excess this year	...	...	...	...
Ballycastle	5 to 2 in bag nets; 10 to 1 in drift nets.					7 to 4 in bag nets; 10 to 1 in drift nets.				
Dundalk	No	...	...	...	...	No	...	...	...	...
Drogheda	No	...	...	...	...	Grilse in excess	...	...	...	...

No. 16—*continued.*

CONSERVATORS relative to SALMON FISHERIES—*continued.*

Is there any increase in the average size of Spring Salmon? Give average weight of Salmon and Grilse in the season of this year as far as practicable.		DISTRICT.
1919	1918.	
No; Salmon, 12 lbs.; grilse, 6 lbs....	Salmon, 12 lbs. ....	Dublin.
No; Grilse 5 lbs. ....	Salmon, 11 lbs.; Grilse, 5 lbs. ....	Wexford.
Salmon, 16 lbs.; Grilse, 4 to 5 lbs.	Salmon, 14 lbs.; Grilse, 5 lbs. ...	Waterford.
Salmon, 10 to 30 lbs.; Grilse, 3 to 7 lbs.	Salmon, 7 to 30 lbs.; Grilse, 3 to 7 lbs.	Lismore.
Salmon, 9 lbs. ....	Salmon, 12 lbs.; Grilse, 3 to 4 lbs.	Cork.
Salmon, 12 lbs.; Grilse, 5 lbs. ....	Salmon, 13 lbs.; Grilse, 5 lbs. ....	Cork (Bandon).
Salmon, 12 lbs.; Grilse, 5 lbs. ....	Salmon, 12 lbs.; Grilse, 6 lbs. ....	Skibbereen.
No ....	No ....	Bantry
Salmon, 11 lbs.; Grilse, 5 to 6 lbs.	Salmon, 11 lbs.; Grilse, 5 to 6 lbs.	Kenmare
Salmon, 11 lbs.; Grilse, 6 lbs. ....	Salmon, 10 lbs.; Grilse, 5 lbs. ....	Waterville
Salmon, 10½ lbs.; Grilse, 5½ lbs.	Salmon, 11 lbs.; Grilse, 4½ lbs. ....	Killarney.
Salmon, 16 lbs.; Grilse, 7½ lbs. ....	Salmon, 17½ lbs.; Peal, 4½ lbs. ....	Limerick.
Cannot ascertain ....	Cannot ascertain ....	Galway.
Salmon, 11 lbs.; Grilse, 5½ lbs. ....	Salmon, 11 lbs.; Grilse, 5½ lbs. ....	Connemara
Salmon, 11 lbs.; Grilse, 6 lbs. ....	Salmon, 12 lbs.; Grilse, 6 lbs. ....	Ballinakill
Salmon, 9 lbs.; Grilse, 5 lbs. ....	Salmon, 10½ lbs.; Grilse, 5 lbs. ....	Bangor.
Salmon, 10½ lbs.; Grilse, 6 lbs. ....	Salmon, 10 lbs.; Grilse, 6 lbs. ....	Ballina
Salmon, 10 to 12 lbs.; Grilse, 4 lbs.	Salmon, 9 to 10 lbs.; Grilse, 3 to 6 lbs.	Sligo.
No. ....	Salmon, 14 to 15 lbs.; Grilse, 5 lbs.	Ballyshannon
Salmon, 10 lbs.; Grilse, 4 lbs. ....	Salmon, 12 lbs.; Grilse, 5 to 6 lbs.	Letterkenuy
Salmon, 12½ lbs.; Grilse, 7 lbs. ....	Salmon, 7½ to 11½ lbs. ....	Londonderry.
Salmon, 10 lbs.; Grilse, 5 lbs. ....	Salmon, 10 lbs.; Grilse, 6 lbs. ....	Coleraine.
Salmon, 10 to 14 lbs.; Grilse, 5 to 6 lbs.	Salmon, 11 to 13 lbs.; Grilse, 5½ lbs.	Eallycastle.
Salmon, 14 lbs.; Grilse, 5 lbs. ....	Salmon, 16 lbs.; Grilse, 5 lbs. ....	Duadalk.
No ....	Same as last year. ....	Drogheda.

## APPENDIX

## SUBSTANCE of REPORTS received from Clerks of

DISTRICT.	Has any sign of disease been observed among the Salmon during the year ? If so, describe it, and state if it has prevailed to any extent, and where ?											
	1919.						1918.					
Dublin	No	...	...	...	...	...	" Furunculosis " slightly prevalent, but less than the previous year.					
Wexford	No	...	...	...	...	...	No	...	...	...	...	
Waterford	No	...	...	...	...	...	No	...	...	...	...	
Lismore	No	...	...	...	...	...	No	...	...	...	...	
Cork	No	...	...	...	...	...	No	...	...	...	...	
Cork (Bandou)	No	...	...	...	...	...	No	...	...	...	...	
Skibbereen	No	...	...	...	...	...	No	...	...	...	...	
Bantry	No	...	...	...	...	...	No	...	...	...	...	
Kenmare	No	...	...	...	...	...	No	...	...	...	...	
Waterville	No	...	...	...	...	...	No	...	...	...	...	
Killarney	No	...	...	...	...	...	No	...	...	...	...	
Limerick	No	...	...	...	...	...	No	...	...	...	...	
Galway	No	...	...	...	...	...	No	...	...	...	...	
Connemara	No	...	...	...	...	...	No	...	...	...	...	
Ballinakill	No	...	...	...	...	...	No	...	...	...	...	
Bangor	No	...	...	...	...	...	No	...	...	...	...	
Ballina	No	...	...	...	...	...	No	...	...	...	...	
Sligo	Yes	...	...	...	...	...	No	...	...	...	...	
Ballyshannon	No	...	...	...	...	...	No	...	...	...	...	
Letterkenny	No.	...	...	...	...	...	No	...	...	...	...	
Londonderry...	A few spawning fish were affected with fungus.						No	...	...	...	...	
Coleraine	No	...	...	...	...	...	No	...	...	...	...	
Ballycastle	No	...	...	...	...	...	No	...	...	...	...	
Dundalk	No	...	...	...	...	...	No	...	...	...	...	
Drogheda	No	...	...	...	...	...	No	...	...	...	...	

No. 16—*continued.*

CONSERVATORS relative to SALMON FISHERIES.—*continued.*

Can you give any information about the run of Salmon and Grilse in each month of the close season.		DISTRICT.
1919.	1918.	
A good run of salmon took place in the Liffey in the end of December and January: very few grilse observed.	A good number of salmon ran in January, 1918	Dublin
The largest runs took place from October to December.	Runs took place from October to December	Wexford
No .. .. .	No .. .. .	Waterford
A good run of salmon took place in the main river in October and November.	A good run of salmon took place during November in the main river only.	Lismore
Very few fish ran until the end of November owing to low state of water.	Very few fish ran during October and November: larger run took place in December and January.	Cork
A run of salmon and grilse took place in November. No fish ran in October owing to lowness of water.	A run of salmon and a small run of grilse of a small size took place in October and November.	Cork (Bandon)
No .. .. .	No .. .. .	Skibbereen
No .. .. .	No .. .. .	Bantry
No .. .. .	No .. .. .	Kennmare
Salmon ran each month: no grilse observed.	Salmon ran each month: no grilse observed	Waterville
A large run of salmon took place from end of October to first week in November: not many grilse observed.	No: but parent fish seem to be smaller than hitherto.	Killarney
A late run took place during September, October, and November.	There was a run during September, October, and November.	Limerick
	A certain number of runs took place each month of the year.	Galway
No run from the sea during the close season. Runs of breeding fish from the lower and middle waters to the upper reaches and spawning grounds took place during November and December.	There is practically no run from the sea during the close season, except a few spring salmon. Breeding fish run from the lower and middle waters to the upper reaches and the spawning grounds from October to December.	Connemara
No .. .. .	No .. .. .	Ballinakill
No .. .. .	The biggest run took place in October and November	Bangor
No .. .. .	No .. .. .	Ballina
No .. .. .	No .. .. .	Sligo
No .. .. .	No .. .. .	Ballyshannon
No .. .. .	No .. .. .	Letterkenny
No .. .. .	No .. .. .	Londonderry
The principal runs took place in October and November.	No. .. .. .	Coleraine
Few fish enter the Bush River from the sea during the close season. In the upper reaches and in the Margy and Glenesh Rivers the principal runs take place from the end of September to the beginning of November. Fish run late in the Glendun, Glencloy and Cushendall Rivers.	A few full fish enter the Bush River from the sea during the close season. There is always a big run of fish in the upper reaches in October, November, and early in December. Fish run late in the Glendun, Glencloy, and Cushendall Rivers.	Ballycastle
A large run of salmon took place early in December.	Unusually large run of salmon was observed in Fane River towards the end of October and November.	Dundalk
No .. .. .	No .. .. .	Drogheda

## SUBSTANCE of REPORTS received from Clerks of

DISTRICT.	Have there been any cases of poisoning the rivers in the District? If so, give particulars of the different cases, and if by Lime, Spurge, or Flax Water.	
	1919.	1918.
Dublin ..	No ..	One case of pollution by effluent from factory
Wexford ..	No ..	No ..
Waterford ..	No ..	No ..
Lismore ..	No ..	No ..
Cork ..	Cases of destruction of fish by spurge and dynamite took place.	Two cases of poisoning by spurge: several cases of use of dynamite ..
Cork (Bandon)	Six cases of poisoning by spurge.	One case by spurge on Bandon River ..
Skibbereen ..	One case of poisoning by spurge ..	No ..
Bantry ..	Cases of destruction of fish by spurge and by explosives are recorded.	One case of poisoning by spurge: explosives used in all the rivers.
Kenmare ..	Four cases of poisoning by spurge in River Roughty, two cases in Slaheny River, and one case in River Sheen.	Six cases of poisoning in River Roughty, one case in Owenslough River, and two cases in Sheen River.
Waterville ..	No ..	No ..
Killarney ..	One case of poisoning by lime, and one of the use of explosives in the River Maine: one case of poisoning by lime in River Brown Fleck.	Three cases of poisoning by lime ..
Limerick ..	Two cases of attempted poisoning in River Feale. No fish destroyed.	Three cases of poisoning in River Feale ..
Galway ..	No ..	No ..
Connemara ..	No ..	No ..
Ballinakill ..	No ..	No ..
Bangor ..	No ..	No ..
Ballina ..	Cases of flax water pollution are recorded.	A great number of cases of poisoning by flax water being allowed to escape.
Sligo ..	Cases of fish destroyed are recorded from use of lime, dynamite, and flax water pollution.	Cases recorded of fish destroyed by dynamite and flax water. ..
Ballyshannon ..	No ..	No ..
Letterkenny ..	One case of flax water pollution ..	One case of poisoning by flax water ..
Londonderry ..	Unlimited destruction of fry and their food by flax water.	Unlimited destruction of fry and their food by flax water. Some cases of poisoning by lime.
Coleraine ..	About forty cases of flax water pollution, three cases of poisoning by lime, and one case of the use of explosives.	About sixty cases of poisoning by flax water, and several cases of poisoning by lime.
Ballycastle ..	No specific cases of poisoning observed or reported, but salmon fry were destroyed in the River Bush, tributaries, and other rivers.	One case of poisoning in the River Bush and some tributaries: about 150 or 200 fish were killed.
Dundalk ..	Eight cases of poisoning rivers by flax water ..	Fifty-six cases of poisoning rivers by flax water
Drogheda ..	No ..	No ..

No. 16—continued.

CONSERVATORS relative to SALMON FISHERIES—continued.

Have offences against the Fishery Laws increased or diminished? What proportion (approximately) may be attributed to those who took out Licences and those who did not?		DISTRICT.
1919.	1918.	
Diminished. Offences chiefly by un-licensed persons.	Slightly increased. No offence by licensed persons.	Dublin.
Diminished	Diminished	Wexford.
Diminished	—	Waterford.
Diminished. Offences chiefly by unlicensed persons.	Diminished. Four offences by licensed persons; six by unlicensed persons.	Lismore.
Increased. Two offences by licensed persons.	Offences by licensed persons about half.	Cork.
Increased. Offences by unlicensed persons.	Diminished	Cork (Randou).
Diminished. No offence by licensed persons.	Diminished	Skibbereen
Increased. Offences by unlicensed persons.	Increased. Offences by unlicensed persons.	Bantry.
About the same. No offence by licensed persons.	No offences committed by licensed persons.	Kenmare.
Normal; one offence committed by unlicensed person.	Diminished	Waterville.
About the same; proportion of offences committed by non-licensed persons to licensed persons was 10 to 1.	Diminished. Scarcely one per cent. fished without a license.	Killarney
Increased; no offences by licensed persons.	Increased. No offences by licensed persons.	Limerick.
Diminished	Slight increase	Galway.
Slight increase	—	Connemara.
Diminished	A slight increase	Ballinakill.
Increased	Flax water pollution increased	Bangor.
Increased considerably	Increased generally	Ballina.
Diminished	Diminished	Sligo.
Diminished	Diminished	Ballyshannon
Flax water offences increased; other offences diminished.	Flaxwater offences increased	Letterkeny.
About the same. Very few offences by licenses persons.	About the same	Londonderry.
Diminished. No offences by licensed persons.	No increase, except flax water pollution. No offences by licensed persons.	Coleraine.
Diminished. No offence by licensed persons.	Increased. No offences by licensed persons.	Ballycastle.
Diminished	Diminished	Dundalk.
Diminished	Diminished	Drogheda.





No. 16—*continued.*

CONSERVATORS relative to SALMON FISHERIES.—*continued.*

In what Rivers has the quantity of Breeding Fish increased ?								DISTRICT.
1919.				1918.				
None	...	...	...	None	...	...	...	Dublin.
In River Slaney from Newtownbarry to Baltinglass.	...	...	...	None	...	...	...	Wexford.
In Rivers Suir, Nore, and Barrow...	...	...	...	None	...	...	...	Waterford.
In the main river ...	...	...	...	None	...	...	...	Lismore.
In none	...	...	...	None	...	...	...	Cork.
In none	...	...	...	In Rivers Bandon and Argidecu	...	...	...	Cork (Bandon).
In none	...	...	...	In Hen River	...	...	...	Skibbereen.
In none	...	...	...	None	...	...	...	Bantry.
No. In none	...	...	...	In Rivers Blackwater, Sheen, Roughty, Berreen, and Suem.	...	...	...	Kennmare.
In all rivers	...	...	...	In all rivers ...	...	...	...	Waterville.
In all rivers except mountain tributaries.	...	...	...	None	...	...	...	Killarney.
In all rivers	...	...	...	Marked increase in Mulcaire, Upper Feale, Suck, Boyle, and Nenagh Rivers.	...	...	...	Limerick.
In none	...	...	...	None	...	...	...	Galway.
In all rivers	...	...	...	In upper waters of River Casbla or Costello.	...	...	...	Connemara.
In River Delphi	...	...	...	In Rivers Erriff and Culfu	...	...	...	Ballinakill.
In Rivers Owenmore, Glencullen, Glenturk, Ballinaboy and Owen-garve.	...	...	...	In all rivers, except Glenturk and Glencullen.	...	...	...	Bangor.
In Rivers Moy and Rathfran	...	...	...	In Rathfran River ...	...	...	...	Ballina.
In all rivers ...	...	...	...	In Rivers Glencar, Bonet, and Bally sodare.	...	...	...	Sligo.
In none	...	...	...	Cannot say ...	...	...	...	Ballyshannon.
In Lackagh River ...	...	...	...	In Claudy and Swilly Rivers	...	...	...	Letterkenny.
In all rivers ...	...	...	...	In all rivers ...	...	...	...	Londonderry.
In all rivers ...	...	...	...	In all rivers ...	...	...	...	Coleraine
In none	...	...	...	None	...	...	...	Ballycastle.
In all rivers ...	...	...	...	In River Fane	...	...	...	Dundalk.
In all rivers ...	...	...	...	In all rivers ...	...	...	...	Drogheda.

## SUBSTANCE of REPORTS received from Clerks of

DISTRICT.	In what Rivers has the quantity of Breeding Fish decreased ?	
	1919.	1918.
Dublin	In none	In none
Wexford	In River Slaney above Baltinglass ...	In River Slaney and its tributaries ...
Waterford	In none	In Rivers Suir, Nore, and Barrow ...
Lisimore	In all the tributaries	In all the tributaries...
Cork ...	In none	In River Lee and tributaries
Cork (Bandon)	No change observed	—
Skibbereen ...	In none	In none
Bantry	In all rivers ...	In all
Kenmare	In none	In none
Waterville	In none	—
Killarney	In none, except in the mountain tributaries ...	In none
Limerick	In none	In River Fergus
Galway	In all rivers ...	Salmon in all, with the exception of Rivers Spiddal, Crumlin, and Killolgan.
Connemara ...	In none	—
Ballinakill	In River Erriff and tributaries	In River Bundorragha
Bangor	—	In Rivers Glenturk and Glencullen...
Ballina	In none	In River Moy and tributaries
Sligo ...	In none	In none
Ballyshannon	In all rivers generally	—
Letterkenny ...	—	On Lennan River
Londonderry...	In none	—
Coleraine	In none	In none
Ballycastle ...	—	In Rivers Bush, Ballycastle, and Glendun.
Duudalk	In none	In none
Drogheda	In none	In none

No. 16—*continued.*

CONSERVATORS relative to SALMON FISHERIES—*continued.*

Was the state of the Rivers favourable or unfavourable to spawning, and to the protection of spawning and spent fish and young fry ?		DISTRICT.
1919.	1918.	
Favourable in all rivers	Favourable in all rivers in the District	Dublin.
Unfavourable	Favourable in River Slaney and its tributaries.	Wexford.
Water very low in all tributaries, but favourable in main rivers.	Favourable	Waterford.
Most favourable to spawning and favourable to spent fish and young fry in all rivers.	Favourable	Lismore.
Unfavourable early in season owing to low state of water, favourable later.	—	Cork.
Favourable, except in January, during heavy floods.	Favourable	Cork (Bandon).
Favourable in all rivers	Favourable	Skibbereen.
Favourable in all rivers	Favourable in all rivers	Bantry.
Favourable in all rivers	Favourable in all rivers	Keemare.
Favourable	Very favourable	Waterville.
Favourable; unfavourable to protection of early run of fish owing to lowness of rivers, favourable later.	Unfavourable to spawning owing to heavy floods; favourable to protection.	Killarney.
Very favourable.	Very favourable	Limerick.
Favourable	Favourable in all rivers	Galway.
Favourable	Favourable	Connemara.
Unfavourable except in River Delphi	Unfavourable owing to high floods...	Ballinakill.
Favourable	Favourable	Bangor.
Favourable	Favourable in all rivers	Ballina.
Unfavourable owing to heavy floods.	Favourable	Sligo.
Favourable	Favourable throughout the District.	Ballyshannon.
Favourable	Favourable	Letterkenny.
Favourable	Favourable in all rivers	Londonderry.
Favourable	Favourable	Coleraine.
Favourable on the whole	Favourable	Ballycastle.
Favourable	Favourable	Dundalk.
Unfavourable previous to December; favourable afterwards.	Favourable	Drogheda.

## APPENDIX No. 16—continued.

SUBSTANCE of REPORTS received from Clerks of CONSERVATORS relative to SALMON FISHERIES—continued.

DISTRICT.	Any particular observations regarding Breeding Fish ?	
	1919.	1918.
Dublin Wexford	— —	— The bailiffs report that fewer fish have been observed on the spawning beds this winter. It is difficult to account for the scarcity as the water after October was high and favourable for the run of spawning fish.
Waterford Lismore Cork ...	— — —	— — Spawning fish were late in running this season.
Cork (Bandon) Skibbereen ... Bantry Kenmare	— — — —	— — — —
Waterville Killarney Limerick Galway	— — — —	— — — The worst show of salmon that has been ever seen in the Oughterard, Maam, and Cong Districts. The grilse could not come up at Galway owing to lowness of water, and there was none to be seen when the water rose at the back end of the season.
Connemara ... Ballinakill Bangor Ballina	— — — —	— — — Water was high throughout the season, and there were few and isolated cases of poaching for that reason.
Sligo ... Ballyshaunon Letterkenny ... Londonderry...	— — — —	— — — Rivers were high during the entire spawning period. This assisted protection, but prevented the capture of the usual number of breeding salmon for Hatchery purposes.
Coleraine	Spawning fish were much larger. Of the fish taken for hatchery purposes there was an average of three females to one male.	—
Rallycastle ...	—	Nearly impossible to preserve salmon smolts and fry from destruction by flax water owing to streams and rivers being low.
Dundalk Drogheda	— —	— —

APPENDIX NO. 17.

Output of Salmon and Trout Fry in Ireland during the season 1919-20.

	Hatching or Enlarging Station.	River System.	Salmon.	Trout.
1.	Zoological Gardens Dublin. ... ..	Liffey ... ..	5,000a	—
2.	Newtownbarry ... ..	Slaney ... ..	1,000b	—
3.	Banteer and Mallow ... ..	Cork and Blackwater	1,842,000c	—
4.	Skibbereen ... ..	Ilen ... ..	32,165d	—
5.	Waterville ... ..	Currane ... ..	60,000e	—
6.	Caragh Lake ... ..	Caragh ... ..	—	25,000
7.	Clifden ... ..	Owenglin & Derry- vraun. ... ..	5,000f	30,000
8.	Aasleagh ... ..	Erriff ... ..	100,000	—
9.	Owengarve ... ..	Owengarve ... ..	500	—
10.	Belleek ... ..	Erne ... ..	234,000	—
11.	Glenties ... ..	Owenea ... ..	232,000	—
12.	Newtownstewart ... ..	Foyle ... ..	1,128,000	—
13.	Kilrea ... ..	Bann and Moyrea	527,000	20,000
14.	Bushmills ... ..	Bush ... ..	754,250g	—
15.	Blackcastle ... ..	Boyne ... ..	—	1,000
Totals ... ..			4,920,915	76,000

- a. From Mallow.
- b. Balance of 20,000 from Mallow, remainder of which died owing to delay in transit.
- c. Exclusive of 134,000 sent to other hatcheries.

- d. Inclusive of 34,000 from Mallow.
- e. From Mallow.
- f. From Mallow.
- g. Excludes 10,000 from Mallow.



## APPENDIX No. 18.

ABSTRACT of BY-LAWS, ORDERS, &c., which have come into force since the date of the Report for the year 1918.

## SALMON AND TROUT, &amp;c.

## WATERVILLE DISTRICT.

**Kells Bay to Bolus Head—Close Season—Angling.**—Dated 1st September, 1919.

Fixing the Close Time during which it shall not be lawful to kill, destroy or take Salmon and Trout by means of Single Rod and Line in or from the Rivers and their Lakes and Tributaries flowing into the Sea between the most westerly point of Kells Bay and Bolus Head, from the 15th day of October to the 31st day of March in the year following, both said days inclusive.

## KILLARNEY AND WATERVILLE DISTRICTS.

**Fresh Waters.**—Dated 30th August, 1919.

Prohibiting to use any Long Line, Night Line or Spiller for the capture of fish, or with the intent to take fish in the upper or fresh-water portions of all rivers, lakes and their tributaries in the No. 7<sup>1</sup> or Killarney District and the No. 7<sup>2</sup> or Waterville District.

## LIMERICK DISTRICT.

**River Feale.**—Dated 18th November, 1919.

Prohibiting to capture, or attempt to capture, fish in that part of the River Feale which is situated within a distance of fifty yards downstream from the crest of the Mill Dam across the said River in the Townlands of Curragha-toosane and Islandmacloughry, near the Town of Listowel.

**River Fergus—Close Season—Angling.**—Dated 1st September, 1919.

Fixing the Close Time during which it shall not be lawful to kill, destroy or take Salmon and Trout by means of Single Rod and Line in or from the River Fergus and its Lakes and Tributaries from the 1st day of October to the 31st day of January in the year following, both said days inclusive.

## APPENDIX No. 19.

TRANSFERS OF FIXED NET CERTIFICATES, which have been made since date of last Report.

## BALLYCASLE DISTRICT.

Certificate No. 116 for one Fixed Draft Net to be used in the Sea off the County of Antrim, was, on the 21st September, 1920, transferred to Mauric Finlay of Cushendun, County Antrim; Gordon Eadie of Stranraer, County of Wigton, and John McNeill, of Riverside, Cushendun, County Antrim.

## COLERAINE DISTRICT.

Certificate No. 77 for two Fixed Draft Nets to be used in the sea off the County of Londonderry, was on the 14th October, 1920, transferred to James Shaw of Portstewart, County Londonderry.

## BANGOR DISTRICT.

Certificate No. 110, for two Bag Nets, to be used in the sea, off the County of Mayo, was, on the 20th October, 1920, transferred to Edmund Arthur Gore,—Pery Knox Gore, of Coolcronan County Mayo.