



This is a postprint version of the following published document:

Avino, G., Malinverno, M., Casetti, C., Chiasserini, C.F., Malandrino, F., Rapelli, M. y Zennaro, G. (2018). Support of Safety Services through Vehicular Communications: The Intersection Collision Avoidance Use Case. In: *2018 International Conference of Electrical and Electronic Technologies for Automotive*, pp. 1-6.

DOI: [10.23919/EETA.2018.8493191](https://doi.org/10.23919/EETA.2018.8493191)

©2018 IEEE. Personal use of this material is permitted. Permission from IEEE must be obtained for all other uses, in any current or future media, including reprinting/republishing this material for advertising or promotional purposes, creating new collective works, for resale or redistribution to servers or lists, or reuse of any copyrighted component of this work in other works.

Support of Safety Services through Vehicular Communications: The Intersection Collision Avoidance Use Case

G. Avino*, M. Malinverno*, C. Casetti*, C. F. Chiasserini*, F. Malandrino*, M. Rapelli*, G. Zennaro†

*Politecnico di Torino, Turin, Italy

†CRF-FCA, Turin, Italy

Abstract—Cooperative systems are based on the periodical exchange of standardized information, thanks to which vehicles can advertise their presence, position and the direction they are moving to, and execute sophisticated C-ITS applications that can detect potentially dangerous situations and properly react. The technological pillar, which must enable a Vehicular ad Hoc Network (VANET), is now being debated: the candidates are the traditional WiFi-based approach and the upcoming cellular one. The application effectiveness, however, depends not only on the technology, but also on how fast it is adopted and becomes widespread, i.e., the so-called technology Penetration Rate (PR). In this paper, simulation is used to evaluate the Intersection Collision Avoidance (ICA) application for both candidate technologies, and evaluated as a function of the technology PR.

Index Terms—Vehicular Networks, 802.11p, LTE-V2V Communications, Automotive safety services, ICA Application

I. INTRODUCTION

In recent years the research community has been focusing its attention on cooperative systems, driven by the social and economic advantages expected from Intelligent Transportation Systems (ITS). Among the various fields of application, safety is one of the major area of interest; indeed, the death toll of road crashes around the world is estimated to be 3400 people every day, while tens of millions of people are injured or disabled every year [1]. The target of ending roadway fatalities is pursued both in Europe and in America, the former with the “zero vision” of the European Transport Safety Council (ETSC) [2] [3], the latter with the Road to Zero Coalition (zero road death by 2050) promoted by United States National Highway Traffic Safety Council (NHTSA) and National Highway Traffic Safety Administration (NHTSA).

The key principle of cooperative systems is the possibility to have a decentralized network where all the enabled nodes are capable to mutually interact, being part of a community independently from their origin. Vehicles in the community exchange a brick of information (e.g., speed, direction) in order to increase the awareness of the community on what is happening on the road. The higher the number of members in the community, the higher the benefits that can be gained. Thus, the first question the paper will address is: “Given an

application, is there a threshold beyond which the application is sufficiently¹ effective?”

As for the network, since its conception, the technological enabler of cooperative systems is the Vehicle to Everything communication (V2X), based on IEEE 802.11p. Recently, the leading standardization body for mobile networks, 3GPP, has begun to work on a new standard addressing V2X communication within the framework of the next generation of mobile networks, i.e., the so-called “5G” networks. Such a standard is being touted as an alternative to the traditional IEEE 802.11p approach. 3GPP proposes to adopt two approaches: the one based on the *Uu* interface, where communication from each vehicle needs to pass through an infrastructure node to reach another vehicle (through uplink and downlink connections), and the other based on the *PC5* interface, where direct links, or “sidelinks”, among vehicles are possible. The latter is also referred to as C-V2X. In this paper, we will address the performance comparison of IEEE 802.11p V2X networks and the more recent C-V2X standard in safety scenarios.

From the regulatory viewpoint, western governments, like the European and the North American, have adopted an open position with reference to the technology to be chosen for the deployment of cooperative systems. Indeed, the European commission, in the recent Communication document COM(2016) 766 [4], claims that “the C-ITS messages should be unaware of, and thus flexible about, the communication technology used”.

Assessing technology effectiveness, with reference to the technology PR, needs the selection of the application which will provide the field of comparison. Guidelines for the selection have been:

- 1) the potential benefit that the application could provide to the Road Safety;
- 2) the Governments C-ITS application roadmaps;
- 3) the maturity of the application from an implementation point of view.

Referring to the Maximum Abbreviated Injury Score¹ (MAIS) scale to measure the severity of injuries, where

¹Thresholds are linked to each company business evaluations

MAIS3+ is “serious” and beyond (death probability bigger than 8%), in 2015 ETSC claims [5] that the weight of side impacts in MAIS3+ passengers car accidents accounts for about 35 to 40%; on the same figures also the analysis of US-DOT [6].

Focusing on applications mostly linked to intersections, ICA and Left Turn Assistant (LTA) should be considered, since both are listed as Day-1 applications of European and North America Market. Their crash avoidance effectiveness is similar and it has been evaluated [7], on average, in the order of 50%. On the other hand, looking at the readiness of the application [6], the LTA application appears to be less mature, due to the difficulty of clearly identifying the driver’s intention to turn left.

For the aforementioned reasons, the paper focuses on the ICA application to compare candidate technologies at different levels of PR. The paper is organized as follows: Sec. II analyses the current efforts made by the scientific community to evaluate and compare the different V2X technologies, Sec. III presents a detailed description of the ICA application and our own implementation, Sec. IV gives an overview of the simulated scenario, while in Sec. V simulations results are presented and discussed. The paper ends with our conclusions in Sec. VII.

II. RELATED WORK

A considerable amount of work has addressed the architecture and applications of vehicular networks, e.g., [8]–[12]. Many of these works, such as [10]–[12], compare IEEE 802.11p to the standard LTE network (non-V2V). In particular, [10] highlights the higher capacity, coverage and penetration of LTE with respect to 802.11p, which is also affected by scarce scalability and unreliable transmissions. The superior network capacity of LTE with respect to 802.11p is also confirmed by [12]. On the contrary, [11] considers LTE unsuitable for collision avoidance applications, due to problems caused by Doppler effects and handoffs of LTE networks. Thus, current

results are not conclusive and the selection of the best communication technology still needs to be investigated.

The above debate has been further enhanced by the introduction of the cellular V2X based on the PC5 interface (Rel-14). Interesting attempts to compare this technology to 802.11p have been made in [13]–[15]. In [13] the authors question the effectiveness of LTE-V2V, stating that the 3GPP standard, being in its early development stages, suffers of many problems including synchronization and resource allocation, especially in out-of-coverage scenarios. The study in [14] has demonstrated that LTE-V2V achieves better results in terms of packet reception ratio but, under particular conditions, 802.11p is preferred for what concerns latency. In [15], the authors claim that 802.11p have to be preferred for limited distances while LTE-V2V offers a larger connectivity range.

A large body of work also focus on safety applications in vehicular networks, e.g., [16]–[21]. [16] compares the two V2V technologies claiming that LTE-V2V is able to reach the same beaconing periodicity with less resource dedicated. [17], instead, focuses on the intersection collision probability and on the importance of finding the correct beaconing scheme. However, the existing studies do not provide a simulation-based comparison between 802.11p and LTE-V2V for the ICA application. The experimental work presented here, which is partially based on the collision avoidance algorithm introduced in [21], aims to fill this gap and provides a thorough investigation of the influence of the technology PR on the performance of road-safety applications.

III. THE ICA APPLICATION

A. Application Description

The ICA application, running on a host vehicle, is activated in the proximity of an intersection and aims at avoiding (or at least mitigating the risk of) collisions with approaching vehicles. ICA is designed to alert drivers about the presence of unseen vehicles or other unexpected obstacles, and possibly to activate the emergency braking system.

The application is based on three main logical blocks:

- 1) context awareness;
- 2) risk evaluation;
- 3) decision blocks.

Context is provided by data fused from multiple information sources: host vehicle data, ADAS sensors (ultrasonic, lidar, radar, camera), or messages exchanged through V2X communication, which can be interpreted as a virtual ADAS sensor capable to detect vehicles beyond obstructions and buildings.

Depending on the vehicle equipment, when the risk of a collision is detected, decisions that can be made range from simple warnings to emergency system actuation, with the proper braking profile. In this work, we assume that vehicles are not equipped with other ADAS sensors.

B. Application Design

Our ICA application relies on the periodic exchange of messages between vehicles. This continuous exchange of information allows vehicles to be aware of the presence of

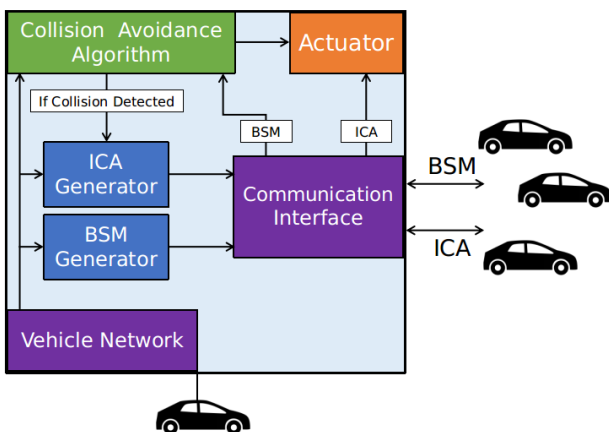


Fig. 1: Vehicle’s OBU logic blocks.

other road users at crossroads. In this way, it becomes possible to foresee potential dangerous situations and warn drivers.

Every vehicle is equipped with an on-board unit (OBU) embedding the logic blocks depicted in Fig. 1. Such vehicles, through their communication interface, periodically broadcast anonymous messages, carrying information such as position, heading, speed, and acceleration. These messages are called *Basic Safety Messages* (BSMs) according to IEEE standards (or CAMs by ETSI standards) and are sent with a frequency of 10 Hz (every 0.1 s, i.e., the frequency provided by IEEE and the maximum frequency allowed by ETSI standards [22]). When a generic vehicle v_B receives a BSM sent by vehicle v_A , v_B updates its internal storage table with fresher information on v_A , and then the collision avoidance algorithm determines if the two vehicles are set on a collision course. The collision avoidance algorithm we use is exhaustively described in [21]. If a hazard is predicted, the drivers of the two vehicles must be warned. The driver of v_B is alerted by a notification generated by the *actuator* (Fig. 1) and displayed by the *Human-to-Machine Interface* (HMI). Simultaneously, an *Intersection Collision Avoidance message*² (ICA message) is prepared by the *ICA generator* of v_B (Fig. 1) and sent through its communication interface. As soon as the communication interface of v_A receives the ICA message, the actuator block instructs the HMI to display the warning to the driver. Afterwards, the collision avoidance algorithm running on v_B parses any pair of vehicles v_A-v_x to determine if other entities in the scenario may collide with v_A at the next crossroad. If a potential collision is detected, v_B sends ICA message to both vehicles. The collision avoidance algorithm is run by every vehicle and triggered by each BSM reception.

IV. REFERENCE SCENARIO

We take as reference scenario the urban area depicted in Fig. 2, composed of three roads and two unregulated road crossings. These crossings are unregulated in order to have a higher collision probability between vehicles. Non-line-of-sight (NLOS) conditions are created by buildings located in the open space between roads.

The entities populating the scenario are vehicles that travel at a maximum speed of 13.89 m/s (i.e., 50 km/h) and follow only straight paths, i.e., they never turn left or right at junctions. This choice is not a technical limitation of the simulation; rather, it is due to the need to investigate the baseline scenario, without further complications introduced by turn signals. Vehicles enter the scenario from one of the six entry points at the edge of the map ($v1...v6$ in Fig. 2), and their generation rate follows a Poisson distribution with parameter λ . The value assumed by λ must ensure a number of vehicles that is neither too low nor too high, otherwise it is not possible to correctly test the performance of the ICA service. Indeed, with a small number of vehicles we get little or no collisions while, with too many vehicles, intersections

²Message format from SAE J2735 Dedicated Short Range Communications (DSRC) Message Set Dictionary.

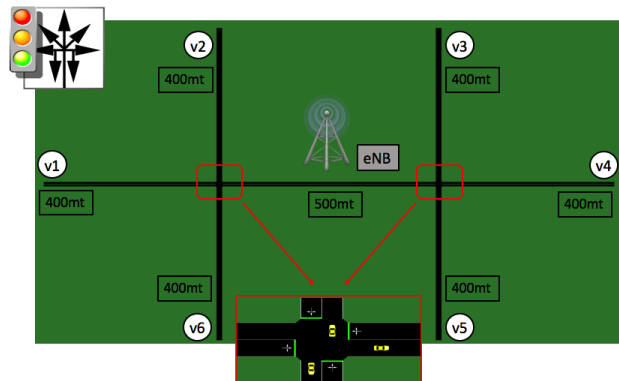


Fig. 2: Screenshot of the simulated scenario in SUMO.

are clogged by long queues of snail-paced cars and collisions are virtually non-existent. Accordingly, we studied the growth of the average number of vehicles for different values of λ . The maximum value for which the scenario is not saturated is $\lambda = 1.2$. In our simulations, we set it to 0.7, a value that allows us to observe a number of collisions that is sufficiently high to ensure statistically meaningful results. The communication among vehicles is ensured by OBUs. According to the simulated communication technology, the OBU enables either the assisted C-V2V communication (the so-called “Mode 3”) or IEEE 802.11p communications. Since a network-assisted C-V2V communication is simulated, an eNB is deployed at the center of the topology. Vehicles and eNB exchange control information, i.e., packets including synchronization and resource allocation, scheduling. As far as 802.11p is concerned, no Road Side Unit (RSU) is present, since in this case vehicles do not need to transmit or receive control messages: channel access is regulated by CSMA-CA and thus no synchronization is required.

The simulations we run to test the performance of the ICA application are performed through two different simulation frameworks: *SimuLTE-Veins* [23] for C-V2V communications and *Veins* [24] for 802.11p communications. Both frameworks leverage the SUMO mobility simulator [25].

V. SIMULATIONS METHODOLOGY

A. Simulations Case Studies

Our first step consists in running simulations using only the SUMO traffic simulator. In this way, it is possible to collect the number of accidents occurring in the absence of communication between vehicles. We run 10 600 s-long simulations: these represent our benchmark, against which we evaluate the number of collisions that can be avoided introducing our application. As mentioned above, the two different communication technologies considered are IEEE 802.11p and C-V2V while their PRs can take the following values: 10%, 25%, 50%, 100%. In every simulation, vehicles capable of exchanging messages use the same technology, i.e., all of them use either 802.11p or C-V2V.

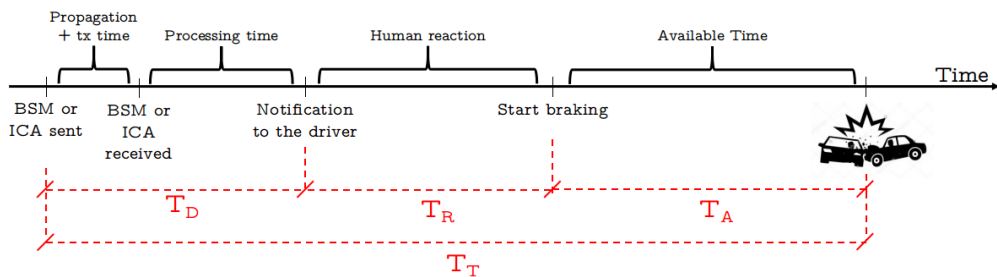


Fig. 3: Time-line describing the communication between vehicles.

The ICA application is tested considering two different approaches. The first is the one described in Sec. III-B: based on the transmission and reception of both BSMs and ICA messages, the vehicles evaluate the collision risk both for themselves and for all the other entities in the scenario. The second approach only relies on the exchange of BSMs, while ICA messages are not generated. Thus, in this latter scenario, a vehicle can detect collisions only through the algorithm running “locally” on the vehicle itself.

Summarizing, our analysis includes:

- *Benchmark*: simulations are run with SUMO (i.e., the V2V communication is absent) and the number of detected collisions is collected;
- *Case A*: simulations include communication between vehicles and vehicles exchange only BSM messages;
- *Case B*: both BSMs and ICA messages are transmitted and received by vehicles.

Moreover, the performance of the ICA application is assessed simulating two different transmission channels. The first one is a simple model in which the (log-normal) path loss depends only on the distance between the vehicles. The second model mimics real-world situations more closely, as it accounts for NLOS conditions. Indeed, in this model we consider both the shadowing effect due to the buildings (typical of a urban environment) and the multipath fading. The latter is accounted for using the Nakagami model, which is particularly suited for vehicular scenarios.

B. Evaluation on the effectiveness of the ICA application

Whether a collision is detected in time or not is determined in the post-processing phase. The time-line describing the communication between two vehicles is shown in Fig. 3. A collision is considered as “detected” only if:

$$T_A > T_{BRAKING}$$

$T_{BRAKING}$ is the time needed to stop the vehicle and it is computed taking into account instantaneous speed and maximum deceleration. T_A is instead the time available to the driver, from the moment in which a proper alert message is issued in the vehicle HMI to the actual collision. It is computed as follows:

$$T_A = T_T - T_D - T_R$$

where:

- T_T is the time interval between the generation of the message triggering the collision avoidance algorithm and the actual collision;
- T_D is the time interval between the moment at which the message triggering the collision avoidance algorithm is sent and the moment at which an alert is notified to the driver through the HMI.
- T_R is the time needed by the human driver to take proper action after being prompted by a notification. It is fixed to 1 s, as suggested by [26], [27], in which different factors such as age, travel length or environment, are considered.

A collision is labeled as “detected too late” if the value of T_A is lower than $T_{BRAKING}$. Finally, a collision is considered as “not detected” if the ICA system did not detect a harmful situation that ended up in an actual collision.

VI. RESULTS AND DISCUSSION

Below we show the results in the case of different technologies (and different PRs), first under a simple channel model, then under shadowing and Nakagami fading. The results are averaged over 10 simulations.

A. Case A: BSMs only

In Case A, vehicles exchange BSMs only between themselves and have to autonomously detect possible danger situations as they approach a crossroad. The results of simulations for both channel models and for both technologies are reported in Fig. 4 and Fig. 5; they are expressed in terms of percentage of collisions detected, detected too late or not detected.

1) *Simple channel*: what stands out from Fig. 4, is that the ICA application is highly sensitive to the PR of the technology, independently of the communication protocol adopted. The trend is clear: the higher the PR, the higher the percentage of collisions correctly detected. It is important to highlight that these results depend on the joint probability that two vehicles set on a collision course are both equipped with an OBU. Consequently, the number of collisions detected is not linearly dependent on the PR. This finding is significant because it suggests that a V2V-based ICA application may not be worth being developed in the next few years. According to predictions, based on the number of registered vehicles

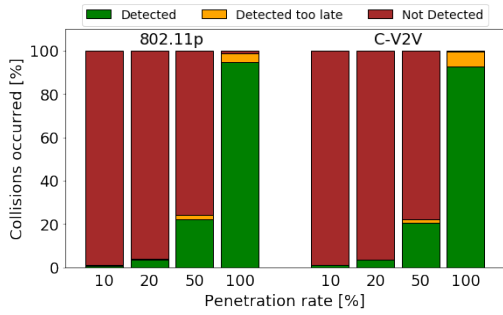


Fig. 4: Results for Case A - Simple Channel

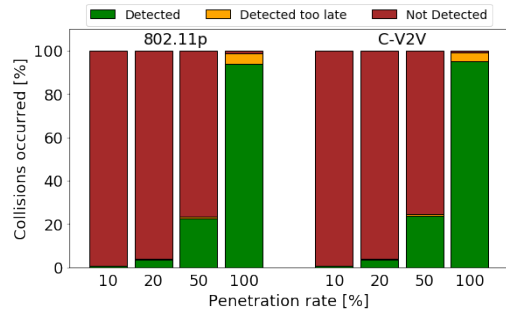


Fig. 6: Results for Case B - Simple channel

and vehicle sales in the U.S. in recent years³, in 2028 the percentage of connected vehicles will be close to 45%. However, as can be seen from the histograms, with a 50% PR, the performance of the ICA application is unsatisfactory (over 70% of collisions are not detected). Comparing the two communication technologies, the results show little difference. Indeed, it is only with a PR of 100% that both standards display nearly-optimal performance, detecting over 95% of collisions in a timely fashion.

2) *Realistic channel*: as expected, adding shadowing and Nakagami fading, the performance of the ICA application worsens. The percentage of undetected collisions increases for both the technologies: with 100% of PR, undetected collisions increase roughly from 1.5% to 5%. However, contrary to expectations, these results do not show a significant degradation in effectiveness: with a 100% PR, the percentage of collisions detected in time is still high, around 85% for both technologies.

B. Case B: BSMs + ICA messages

In Case B, every vehicle equipped with an OBU can send alert messages to other drivers to warn them about an impending collision. The major impact of the ICA messages is expected in the case in which the channel model includes both shadowing and fading. Indeed, when two potentially colliding vehicles are not in LOS and a third vehicle is in LOS with

³NTSHA <https://www.nhtsa.gov> and USDT <https://www.transportation.gov>

both of them, the latter can react more quickly to the danger, sending the ICA message to the two drivers in time to avoid the collision. The results for this case are reported in Fig. 6 and Fig. 7.

1) *Simple channel*: Fig. 6 shows a behavior similar to the one observed without ICA messages, since the number of collisions detected in time with a PR equal to 100% is around 95%. As explained above, this is because the introduction of ICA messages brings few advantages when all vehicles in LOS. The main benefit is a general improvement of the system responsiveness. Indeed, we observed a remarkable decrease of late-detected collisions in the C-V2V case, which drop from 6.83% (in Case A) to 3.90%.

2) *Realistic channel*: the results in Fig. 7 support the conclusions drawn previously. The comparison against the results reported in Fig. 5 (Case A - Realistic channel) shows an average increase in the number of collisions detected in time of 5% for both standards.

VII. CONCLUSIONS

We analyzed the performance of an ICA application in which the communication between vehicles is enabled by two technologies: IEEE 802.11p and C-V2V. We considered different technology penetration ratios (10%, 20%, 50%, 100%) and two transmission channel models. The implementation of the ICA application followed two approaches: one in which vehicles, according to the information received by the exchange of BSMs, determine the collision likelihood between

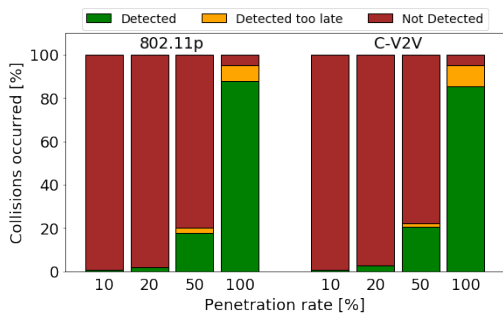


Fig. 5: Results for Case A - Realistic Channel

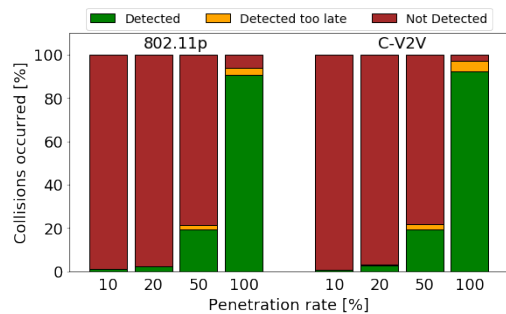


Fig. 7: Results for Case B - Realistic channel

themselves and other vehicles. The other, based on the generation of a second type of message, the ICA message, through which vehicles can warn other cars about possible collisions. Every case study is evaluated in terms of effectiveness of the application, i.e., the percentage of collisions that can be avoided introducing the V2V-based application.

Simulation results highlight that only a very high PR ensures good application performance (over 85% of collisions avoided). Consequently, ICA applications based on V2V only, may not be one of the most effective services to implement in the next few years, unless considering a solution that relies on both the information obtained via V2V communications and that collected through on-board sensors (e.g., radar, lidar, and cameras).

With 100% PR, 802.11p and C-V2V have similar performance and both are very reliable. Furthermore, for the scenarios in which shadowing and fading are accounted for, we can make two important observations:

- 1) C-V2V performs slightly better since the collisions detected in time are 92%, versus 90% under 802.11p;
- 2) the transmission of ICA messages can help, bringing for both the technologies an average improvement of 5% in the number of correctly detected collisions.

In summary, beside exploring how to merge effectively sensory data with the information received through V2V communications, future research should assess the performance of such an enhanced application in the case of low values of technology penetration rate.

ACKNOWLEDGMENT

This work was partially supported by FCA through the DiVe project, by the C.A.R.S. center at Politecnico di Torino, and by the H2020 5G-TRANSFORMER project (Project ID 761536).

REFERENCES

- [1] http://www.who.int/violence_injury_prevention/road_traffic/en/.
- [2] ETSC, "Position Paper - EU Funds for Road Safety in the Multiannual Financial Framework 2021-2027," 2018.
- [3] "Valletta Declaration on Road Safety - Malta Eu2017," March 2017.
- [4] https://ec.europa.eu/transport/sites/transport/files/com20160766_en.pdf.
- [5] Serious injuries 2015 - European Commission. https://ec.europa.eu/transport/road_safety/sites/roadsafety/files/ersosynthesis2015-seriousinjuries25_en.pdf.
- [6] NHTSA, "Vehicle-to-Vehicle Communications: Readiness of V2V Technology for Application," August 2014.
- [7] NHTSA, "Preliminary regulatory impact analysis - FMVSS No. 150 Vehicle-to-Vehicle Communication Technology for Light Vehicles," December 2016.
- [8] S. Al-Sultan, M. M. Al-Doori, A. H. Al-Bayatti, and H. Zedan, "A comprehensive survey on vehicular ad hoc network," *Journal of Network and Computer Applications*, vol. 37, pp. 380 – 392, 2014.
- [9] W. Liang, Z. Li, H. Zhang, Y. Sun, and R. Bie, "Vehicular ad hoc networks: Architectures, research issues, challenges and trends," in *Wireless Algorithms, Systems, and Applications*, Z. Cai, C. Wang, S. Cheng, H. Wang, and H. Gao, Eds. Cham: Springer International Publishing, 2014, pp. 102–113.
- [10] G. Araniti, C. Campolo, M. Condoluci, A. Iera, and A. Molinaro, "Lte for vehicular networking: a survey," *IEEE Communications Magazine*, vol. 51, no. 5, pp. 148–157, May 2013.
- [11] Z. Xu, X. Li, X. Zhao, M. H. Zang, and Z. Wang, "Ds-rc versus 4g-lte for connected vehicle applications: A study on field experiments of vehicular communication performance," *Journal of Advanced Transportation*, 2017.
- [12] Z. Hameed Mir and F. Filali, "Lte and ieee 802.11p for vehicular networking: a performance evaluation," *EURASIP Journal on Wireless Communications and Networking*, vol. 2014, no. 1, p. 89, May 2014.
- [13] A. Filippi, K. Moerman, V. Martinez, and A. Turley, "Ieee802.11p ahead of lte-v2v for safety applications," *NXP*, 2017. [Online]. Available: <https://www.nxp.com/docs/en/white-paper/ROADLINK-TECH-WP.pdf>
- [14] G. Cecchini, A. Bazzi, B. M. Masini, and A. Zanella, "Performance comparison between ieee 802.11p and lte-v2v in-coverage and out-of-coverage for cooperative awareness," in *2017 IEEE Vehicular Networking Conference (VNC)*, Nov 2017, pp. 109–114.
- [15] A. Bazzi, B. M. Masini, A. Zanella, and I. Thibault, "On the performance of ieee 802.11p and lte-v2v for the cooperative awareness of connected vehicles," *IEEE Transactions on Vehicular Technology*, vol. 66, no. 11, pp. 10419–10432, Nov 2017.
- [16] A. Bazzi and B. M. Masini and A. Zanella and I. Thibault, "Beaconing from connected vehicles: Ieee 802.11p vs. lte-v2v," in *2016 IEEE 27th Annual International Symposium on Personal, Indoor, and Mobile Radio Communications (PIMRC)*, Sept 2016, pp. 1–6.
- [17] S. Joerer, M. Segata, B. Bloessi, R. L. Cigno, C. Sommer, and F. Dressler, "A vehicular networking perspective on estimating vehicle collision probability at intersections," *IEEE Transactions on Vehicular Technology*, vol. 63, no. 4, pp. 1802–1812, May 2014.
- [18] N. An, J. Mittag, and H. Hartenstein, "Designing fail-safe and traffic efficient 802.11p-based rear-end collision avoidance," in *2014 IEEE Vehicular Networking Conference (VNC)*, Dec 2014, pp. 9–16.
- [19] K. Lee and H. Peng, "Evaluation of automotive forward collision warning and collision avoidance algorithms," *Vehicles System Dynamics*, 2005.
- [20] Y. Wang, E. Wenjuan, D. Tian, G. Lu, G. Yu, and Y. Wang, "Vehicle collision warning system and collision detection algorithm based on vehicle infrastructure integration," *Advanced Forum on Transportation of China*, 2011.
- [21] M. Malinverno, G. Avino, C. Casetti, C. F. Chiasserini, F. Malandrino, and S. Scarpina, "Performance Analysis of C-V2I-based Automotive Collision Avoidance," *IEEE WoWMoM 2018*, 2018.
- [22] ETSI EN 302 637-2 V1.3.1 (2014-09), Intelligent Transport System (ITS): Vehicular Communications; Basic Set of Applications. http://www.etsi.org/deliver/etsi_en/302600_302699/30263702/01_03_01_30/en_30263702v010301v.pdf.
- [23] SimuLTE and Veins. http://simulte.com/add_veins.html.
- [24] Veins. <http://veins.car2x.org>.
- [25] SUMO Simulation of Urban MObility. http://www.dlr.de/ts/en/desktopdefault.aspx/tabid-9883/16931_read-41000/.
- [26] Driver's reaction time. <http://copradar.com/redlight/factors/index.html>.
- [27] H. Summala, "Brake reaction times and driver behavior analysis," *Transportation Human Factors*, 2000.