

Transition State Theory for solvated reactions beyond recrossing-free dividing surfaces

F. Revuelta,^{1,2} Thomas Bartsch,³ P. L. Garcia–Muller,⁴ Rigoberto Hernandez,⁵ R. M. Benito,¹ and F. Borondo^{2,6}

¹*Grupo de Sistemas Complejos, Escuela Técnica Superior de Ingeniería Agronómica, Alimentaria y de Biosistemas, Universidad Politécnica de Madrid, Avda. Complutense s/n 28040 Madrid, Spain.*

²*Instituto de Ciencias Matemáticas (ICMAT), Cantoblanco, 28049 Madrid, Spain.*

³*Department of Mathematical Sciences, Loughborough University, Loughborough LE11 3TU, United Kingdom.*

⁴*Centro de Investigaciones Energéticas Medioambientales y Tecnológicas, Avda. Complutense 40, 28040 Madrid, Spain.*

⁵*Center for Computational Molecular Sciences and Technology, School of Chemistry and Biochemistry, Georgia Institute of Technology, Atlanta, Georgia 30332-0430, USA*

⁶*Departamento de Química, Universidad Autónoma de Madrid, Cantoblanco, 28049 Madrid, Spain.*

(Dated: May 12, 2016)

The accuracy of rate constants calculated using transition state theory depends crucially on the correct identification of a recrossing-free dividing surface. We show here that it is possible to define such optimal dividing surface in systems with non-Markovian friction. However, a more direct approach to rate calculation is based on invariant manifolds and avoids the use of a dividing surface altogether. Using that method we obtain an explicit expression for the rate of crossing an anharmonic potential barrier. The excellent performance of our method is illustrated with an application to a realistic model for $\text{LiNC} \rightleftharpoons \text{LiCN}$ isomerization.

Introduction Molecular dynamics is an excellent, although computationally very demanding, tool to accurately predict rates for chemical reactions and other activated barrier crossing processes. Alternative, and simpler, approaches can account for the reaction mechanism and rates, often relying on dimensional reduction. Transition State Theory (TST) [1–3] is among the most popular, because it provides a very *simple* answer to the two most relevant issues in rate theory: to predict whether a trajectory is reactive or not, and to provide a simple expression to accurately compute the corresponding rates. For this reason, TST has been used in fields far from the original chemical reaction dynamics where it was born, such as celestial mechanics [4], atomic ionization [5], surface science [6], or condensed matter [7].

The fundamental problem that TST has faced since its inception is the correct identification of an optimal dividing surface (DS) separating reactants from products that is crossed *once and only once* by *all reactive* trajectories. Although this DS must obviously sit somewhere close to the top of the energetic barrier between reactants and products, its exact geometry is critical, because trajectories recrossing it give rise to an overestimation of the true rate constant. A popular alternative is the variational TST (VTST) that identifies the DS location by minimizing the number of recrossings (see [8] for a review). Fortunately, it has been recently shown that using sophisticated geometrical techniques [9–11] the problem can be solved exactly for gas phase reactions. For a reaction that is driven by a noisy environment with ohmic friction it can be solved if the DS itself is made time dependent [12–18]. Anharmonicities of the energy barrier can be taken into account perturbatively [19–22].

In this Letter, we make TST exact also in the more realistic, and more complicated, case of non-Markovian friction. Indeed, we show how to define a rigorously

recrossing-free DS in phase space. This DS is time-dependent and moves randomly, “jiggling” in the vicinity of the barrier. By allowing a time-dependent DS, we overcome the limits of fixed configuration space surfaces, which often cannot be made recrossing-free, as Mullen *et al.* [23] have recently shown in several examples.

Even though the time-dependent DS satisfies the no-recrossing requirement of traditional TST, a major advance can still be achieved by shifting the focus away from the DS, which has to be arbitrarily selected by hand, and onto invariant dynamical structures that the system presents to us. Specifically, we obtain a hypersurface in phase space that unambiguously separates reactive from nonreactive trajectories. In this way, reactive trajectories can be identified simply from their initial conditions, without any laborious numerical simulation. This separatrix, which will be shown to be a stable manifold (SM), provides both a more solid foundation and a more convenient practical tool for rate theory than the conventional DS. We compute the SM perturbatively and thus obtain an analytical expression for the transmission factor and the rate constants for the crossing of anharmonic potential barriers under non-Markovian noise. We demonstrate the efficiency of our theory by recovering the correct reaction rates for a realistic model of the $\text{LiCN} \rightleftharpoons \text{LiNC}$ isomerization in an argon bath.

Our current results shed new light on the surprising agreement between PGH theory [24] and our earlier results [25] on the LiCN reaction at temperatures far above the activated regime for which PGH theory was initially developed. These results led Pollak and Ankerhold [26] to revisit the assumptions of PGH theory. They found that the bath temperature does not severely affect the energy loss terms and hence does not modify the form of the rates. In this Letter we obtain reaction rates in agreement with numerical simulations from a different

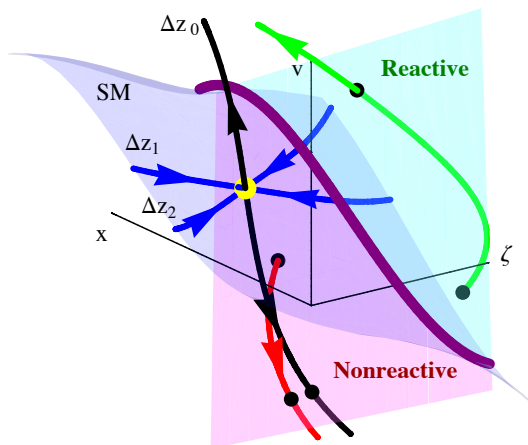


FIG. 1. Geometric objects in phase space for Eqns. (3) with an anharmonic barrier. The TS trajectory is indicated by a yellow dot. Its stable manifold (SM, light blue surface and trajectories therein) and its unstable manifold (black curve) move and get deformed randomly. The purple curve marks the intersection of the SM with the surface of initial conditions (plane $x = 0$). It partitions the surface of initial conditions into reactive (green) and nonreactive (red) regions and defines the critical velocity $V^\ddagger(\zeta)$. Representative reactive (green) and nonreactive (red) trajectories intersect the surface of initial conditions as indicated by black dots.

theoretical starting point, and thus provide further confirmation that a rate description of the process is indeed appropriate. Likewise, our results improve those reported by Pollak *et al.* [27, 28], where similar corrections to PGH were obtained by applying a VTST to a Hamiltonian system whose dynamics mimics that of the popular generalized Langevin equation (GLE) [29], providing at the same time a simpler and clearer picture of the reaction mechanism from a geometrical point of view (cf. Fig. 1).

Method For the sake of a simple presentation we restrict ourselves to systems with one degree of freedom (dof), although the generalization to higher dimensions is straightforward. It will be reported elsewhere [30].

The reduced dynamics of a 1-dof system coupled to an external heat bath with memory effects can be adequately described by the GLE [29]

$$m\ddot{x} = -\frac{dU(x)}{dx} - m \int_{-\infty}^t \gamma(t-s) \dot{x}(s) ds + mR_\alpha(t), \quad (1)$$

where m is the mass of the particle, x its position, U the potential of mean force, $\gamma(t)$ the friction kernel, and $R_\alpha(t)$ the fluctuating colored noise force per unit mass exerted by the heat bath. It is related to $\gamma(t)$ by the fluctuation-dissipation theorem, $\langle R_\alpha(0)R_\alpha(t) \rangle_\alpha = k_B T \gamma(t)/m$, where $\langle \dots \rangle_\alpha$ denotes the average over the different realizations α of the noise.

If the friction kernel takes the exponential form

$$\gamma(t) = \frac{\gamma_0}{\tau} \exp(-t/\tau) \quad (2)$$

with a characteristic correlation time τ and a damping strength γ_0 , the GLE (1) can be replaced by a system of differential equations on a finite dimensional extended phase space [31–34]

$$\dot{x} = v, \quad \dot{v} = \omega_b^2 x + f(x) + \zeta, \quad \dot{\zeta} = -\frac{\gamma_0}{\tau} v - \frac{1}{\tau} \zeta + \xi_\alpha(t), \quad (3)$$

where the mean force $-dU(x)/dx = m\omega_b^2 x + m f(x)$ is split into a linear term and non-linear corrections $f(x) = -\varepsilon c_3 x^2 - \varepsilon^2 c_4 x^3 - \dots$. The perturbation parameter ε measures the anharmonicity of the barrier potential and will be set equal to 1 at the end of the calculation. The auxiliary coordinate ζ is given by $\zeta = -\int_{-\infty}^t \gamma(t-s) \dot{x}(s) ds$, and ξ_α is a white noise source satisfying the fluctuation-dissipation theorem $\langle \xi_\alpha(t) \xi_\alpha(s) \rangle_\alpha = [2k_B T \gamma_0 / (m\tau^2)] \delta(t-s)$.

If $f(x) = 0$, the equations of motion (3) are linear and can be solved by diagonalizing the coefficient matrix. We find one positive eigenvalue λ_0 and two eigenvalues $\lambda_{1,2}$ that are negative or have negative real parts. The corresponding diagonal coordinates are denoted by z_i .

Equations (3) have a unique solution, called the TS trajectory [12, 13, 20–22] that remains “jiggling” in the vicinity of the saddle point for all times. It depends on the realization α of the noise. We denote its diagonal coordinates by $z_i^\ddagger(t)$ and its position by $x^\ddagger(t)$. For the harmonic barrier, i.e. $f(x) = 0$, the coordinates $z_i^\ddagger(t)$ can be obtained explicitly as an integral over the noise ξ_α [13, 21, 22]. The TS trajectory gives rise to a time-dependent DS $x = x^\ddagger(t)$ that is recrossing-free in the harmonic approximation [12, 13] as well as in anharmonic systems [16–18]. However, we will not consider this DS any further and focus instead on the invariant structures that determine the reaction dynamics.

In relative coordinates $\Delta z_i = z_i - z_i^\ddagger$, Eq. (3) reads

$$\Delta \dot{z}_i = \lambda_i \Delta z_i + K_i f(x). \quad (4)$$

Here $K_i = -(\lambda_j + \lambda_k) / [(\lambda_i - \lambda_j)(\lambda_i - \lambda_k)]$, where i, j, k take the values 0, 1, 2 and must be different. In the harmonic limit Eq. (4) has the simple solution $\Delta z_i(t) = \Delta z_i(0) \exp(\lambda_i t)$. Thus, as $\lambda_0 > 0$, $\Delta z_0(t)$ is associated with an exponentially growing unstable direction in phase space, whereas $\Delta z_1(t)$ and $\Delta z_2(t)$ are both associated with stable directions. The plane $\Delta z_0 = 0$ forms the SM of the TS trajectory. Trajectories within it asymptotically approach the TS trajectory as $t \rightarrow \infty$; they are trapped near the barrier top. Because the SM contains trajectories that are neither reactive nor nonreactive, it separates reactive from nonreactive trajectories.

When anharmonic terms are present, the SM is deformed in a time-dependent manner, but it still remains the separatrix between reactive and nonreactive trajectories: All trajectories starting above the SM approximate the unstable manifold for large positive values of Δz_0 and finish in the product well defined by $x > 0$, while trajectories that lie below the SM will follow the negative part

of the unstable manifold into the reactant well $x < 0$, as sketched in Fig. 1.

Reaction rates The reaction rate can be computed by sampling trajectories from a Boltzmann ensemble at the barrier top and calculating the reactive flux across the surface of initial conditions $x = 0$. Under the TST assumption that this surface is recrossing free, i.e. a trajectory is reactive if it starts with an initial velocity $v > 0$, this procedure yields a reaction rate k^{TST} that overestimates the true rate k^{exact} . The violation of the TST assumption can be quantified by the transmission factor $\kappa = k^{\text{exact}}/k^{\text{TST}} \leq 1$. The exact rate is obtained if the flux calculation includes only trajectories that are actually reactive. These are the trajectories that lie above the SM, or, as Fig. 1 shows, whose initial velocity is larger than a critical velocity $V^\ddagger(\zeta)$ that depends on the realization of the noise and on the initial value of the auxiliary coordinate ζ . This critical

velocity encodes all the relevant information about the reaction dynamics. Because it leads to an exact characterization of reactive trajectories, the critical velocity and the SM that determines it are more fundamental to the theory than the DS that has customarily been used. We compute the critical velocity by a perturbative expansion $V^\ddagger = V^{\ddagger(0)} + \varepsilon V^{\ddagger(1)} + \varepsilon^2 V^{\ddagger(2)} + \dots$. This computation follows the method developed in Refs. 21 and 22 for the case of Markovian friction. Full details will be presented elsewhere [30].

Equipped with the critical velocity one can compute [15, 21, 22] the transmission factor $\kappa = \left\langle e^{-V^{\ddagger 2}/2k_{\text{B}}T} \right\rangle_{\alpha, \zeta}$, which is averaged both over the noise α and the initial value of ζ . Now, by expanding κ as $\kappa = \kappa_0 + \varepsilon \kappa_1 + \varepsilon^2 \kappa_2 + \dots$, we finally obtain its lowest order

$$\kappa_0 = \frac{\lambda_0}{\omega_{\text{b}}}, \quad \kappa_1 = 0,$$

$$\kappa_2 = -\frac{3\kappa_0 k_{\text{B}}T}{4m\omega_{\text{b}}^4} \left(\frac{f_{0,1,-1}^{0,0}}{f_{1,\eta-1,\eta}^{0,0}} \right)^2 \left\{ \frac{2c_3^2 \left[f_{110,329,-12}^{2,4} + 5f_{4,-17,4}^{10,0} + 2 \left(f_{10,41,10}^{0,5} + f_{115,197,-28}^{4,3} + f_{115,22,8}^{6,2} + f_{55,-94,6}^{8,1} \right) \right]}{9\omega_{\text{b}}^2 f_{0,1,\eta}^{0,0} f_{1,2(\eta-2),4\eta}^{0,0} f_{4,2\eta-1,\eta}^{0,0}} + c_4 f_{0,1,\eta}^{0,0} \right\}, \quad (5)$$

with $\eta = \lambda_0(1 + \lambda_0\tau)/(\omega_{\text{b}}^2\tau)$, and $f_{c,d,e}^{a,b} = \kappa_0^a \eta^b (c\kappa_0^4 + d\kappa_0^2 + e)$.

The leading order κ_0 recovers the well known Grote-Hynes theory (GHT) [35]. Because all odd order terms are zero, the perturbation expansion proceeds in powers of $k_{\text{B}}T$.

Model To illustrate the performance of our method we apply it to a simple, yet realistic, model for the $\text{LiNC} \rightleftharpoons \text{LiCN}$ isomerization. It has a number of properties that make it very attractive for dynamical studies. Most importantly, the bending mode in this system is very floppy, so that chaos sets in at moderate values of the excitation energy. This reaction has been extensively studied by some of us in the past and very recently in connection to THz reactivity control [36]. Most relevant in the present context, it furnished the first observation [25, 37] of the turnover predicted by Kramers in his 1940 seminal paper [24, 26, 38].

To describe the configuration of the LiCN molecule, we use the distance r between the C and N atoms, the distance R of the Li atom from the center of mass of the CN fragment and the angle ϑ between the Li atom and the CN axis (see Fig. 2). Because the CN triple bond is very rigid, the distance r will not deviate much from its equilibrium value $r_e = 2.186$ a.u. A potential energy function describing the motion of the Li atom relative to a rigid CN was introduced by Essers *et al.* [39]. An improved model can be obtained by combining this potential with a

Morse potential for the CN vibration [40]. The potential energy of the molecule with $r = r_e$ is shown in the inset to Fig. 2. It has two wells at $\vartheta = 0$ and $\vartheta = \pi$ rad that correspond to the two linear isomers Li-CN and Li-NC.

Extensive molecular dynamics (MD) simulations of this molecule in a bath of 512 argon atoms were reported in Refs [25, 37]. It was found there that the isomerization rates for the transitions from the Li-NC to Li-CN configuration and back can be well described by a one-dimensional model in which the molecule is assumed to move along the minimum energy path (MEP). The MEP and the corresponding potential energy profile are shown in Fig. 2. This effective potential yields the parameters in Table I that will be used in perturbation theory.

In our study, the dynamics is modeled by the GLE (1), in which the angle ϑ plays the role of the position x and the potential U is the MEP potential U_{MEP} of Fig. 2. The mass m is replaced by the moment of inertia I_ϑ that describes the rotation of the Li atom relative to the CN fragment. Though the value of I_ϑ varies along the MEP, in the spirit of TST it is fixed to its value at the saddle point of the potential, $I_\vartheta = 42852$ a.u. The friction kernel is well approximated by the exponential form (2) with the decay time $\tau = 0.84\gamma_0/\omega_{\text{b}}^2$ [40].

Results In Fig. 3, our predictions from perturbation theory (PT) for both the forward $\text{LiNC} \rightarrow \text{LiCN}$ (top),

TABLE I. Parameters of the effective potential shown in Fig. 2 for the two well minima (isomers) and the saddle point.

Parameter	Li-CN	Saddle point	Li-NC
ϑ (rad)	0	0.917	π
U_{MEP} (10^{-2} a.u.)	1.04	1.58	0
ω (10^{-4} a.u.)	7.92	9.65	5.90
c_3 (10^{-7} a.u.)	–	-8.0	–
c_4 (10^{-7} a.u.)	–	7.4	–

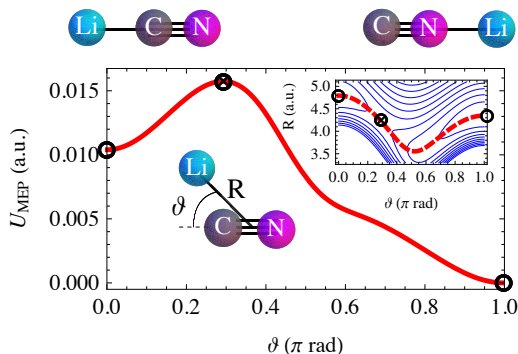


FIG. 2. Effective potential for the one-dimensional model of LiCN isomerization. It corresponds to the minimum energy path connecting the two potential wells of the LiCN/LiNC molecular system. The configurations at the barrier top (crossed circle), and of the two stable isomers associated with the well minima (open circles) are also shown. Inset: Contour plot of the 2-dof potential. The minimum energy path is plotted superimposed in dashed red line.

and backward LiCN \rightarrow LiNC (bottom) reactions as a function of the adimensional friction γ_0/ω_b are compared with the results of all-atom MD simulations. Results are presented for temperatures $T=2500\text{K}$ (blue), 3500K (green), and 5500K (red). Perturbative results in orders 0 and 2 are indicated by dashed and full lines, respectively. Because our rate theory, like GHT, is only valid in the spatial diffusion limit, where the friction has moderate to strong values, results for $\gamma_0/\omega_b < 2$ are not included in Fig. 3. From the comparison, the following comments can be made.

The rates always increase with temperature, as should be expected for an activated process. The rates of the forward reaction are smaller than those of the backward reaction since the corresponding energy barrier is larger. The perturbative correction is negative. Its magnitude increases with temperature, as expected from Eq. (5). For the backward reaction, where the second-order correction is large, it provides a clear improvement of GHT for all values of the parameters. For the forward reaction, the second-order correction is barely noticeable at low temperatures. At the highest temperature $T = 5500\text{K}$, where the perturbative correction is significant, the MD results are closer to GHT than to the PT results if damp-

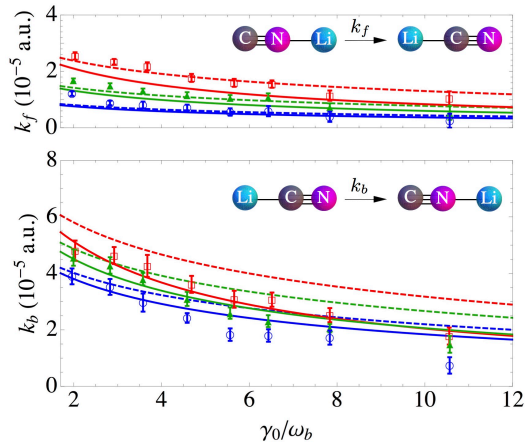


FIG. 3. Reaction rates for the forward (top) and backward (bottom) LiCN \rightleftharpoons LiNC isomerization as a function of the bath friction. Perturbation theory results of order zero (dashed) and order two (solid) are shown for temperatures $T=2500\text{K}$ (blue), 3500K (green), and 5500K (red). For comparison, results of all-atom MD simulations are shown by symbols with one-sigma error bars.

ing is weak. For high damping, the second-order PT again provides a marked improvement over GHT.

In all cases, there is excellent agreement between the MD and PT rates. In fact, the agreement is striking, considering that the MD results were obtained from a simulation with an explicit argon bath that is much more complex than the simple one-dimensional model that yields the PT results.

Concluding remarks In summary, it is possible in principle to define a time-dependent recrossing-free DS in phase space for the dynamics of a particle in an anharmonic barrier that interacts with the environment via non-Markovian friction, i. e. via colored noise force. However, we have demonstrated that it is advantageous to base a rate calculation on invariant geometric structures, namely the SM of the TS trajectory, instead of a DS, as customary in TST. The SM allows the unambiguous identification of reactive trajectories simply by inspection of their initial conditions, without having to resort to any time-consuming numerical simulation. It provides a formally exact rate formula that we have evaluated through perturbation theory. In this way we have obtained an explicit expression for the transmission factor that corrects GHT by including anharmonic effects. It agrees well with the results of an all-atom model of LiCN isomerization in an argon bath. Finally, the method outlined here can be straightforwardly generalized to systems of higher dimensionality, as will be reported elsewhere [30].

Acknowledgments We gratefully acknowledge support from the Ministerio de Economía y Competitividad (Spain) under Contracts No. MTM2012-39101 and MTM2015-63914-P, and ICMAT Severo Ochoa SEV-

2011-0087 and SEV-2015-0554. Travel between partners was partially supported through the People Programme (Marie Curie Actions) of the European Union's Seventh Framework Programme FP7/2007-2013/ under REA Grant Agreement No. 294974.

-
- [1] P. Hänggi, P. Talkner, and M. Borkovec, *Rev. Mod. Phys.* **62**, 251 (1990).
- [2] W. H. Miller, **110**, 1 (1998), doi:10.1039/A805196H.
- [3] D. G. Truhlar, B. C. Garrett, and S. J. Klippenstein, *J. Phys. Chem.* **100**, 12771 (1996).
- [4] C. Jaffé, S. D. Ross, M. W. Lo, J. Marsden, D. Farrelly, and T. Uzer, *Phys. Rev. Lett.* **89**, 011101 (2002).
- [5] C. Jaffé, D. Farrelly, and T. Uzer, *Phys. Rev. A* **60**, 3833 (1999), doi:10.1103/PhysRevA.60.3833.
- [6] S. Miret-Artés and E. Pollak, *Surface Science Reports* **67**, 161 (2012).
- [7] S. N. Wanasundara, R. J. Spiteri, and R. K. Bowles, *J. Chem. Phys.* **140**, 024505 (2014).
- [8] B. C. Garrett and D. G. Truhlar, in *Theory and Applications of Computational Chemistry: The First Forty Years*, edited by C. E. Dykstra, G. Frenking, K. S. Kim, and G. E. Scuseria (Elsevier, 2005) Chap. 5, pp. 67–87.
- [9] T. Uzer, C. Jaffé, J. Palacián, P. Yanguas, and S. Wiggins, *Nonlinearity* **15**, 957 (2002).
- [10] H. Waalkens, A. Burbanks, and S. Wiggins, *J. Phys. A* **37**, L257 (2004).
- [11] H. Waalkens, A. Burbanks, and S. Wiggins, *J. Chem. Phys.* **121**, 6207 (2004).
- [12] T. Bartsch, R. Hernandez, and T. Uzer, *Phys. Rev. Lett.* **95**, 058301 (2005).
- [13] T. Bartsch, T. Uzer, and R. Hernandez, *J. Chem. Phys.* **123**, 204102 (2005).
- [14] T. Bartsch, T. Uzer, J. M. Moix, and R. Hernandez, *J. Chem. Phys.* **124**, 244310 (2006).
- [15] T. Bartsch, T. Uzer, J. M. Moix, and R. Hernandez, *J. Phys. Chem. B* **112**, 206 (2008).
- [16] G. T. Craven, T. Bartsch, and R. Hernandez, *Phys. Rev. E* **89**, 040801(R) (2014).
- [17] G. T. Craven, T. Bartsch, and R. Hernandez, *J. Chem. Phys.* **141**, 041106 (2014), 10.1063/1.4891471.
- [18] G. T. Craven, T. Bartsch, and R. Hernandez, *J. Chem. Phys.* **142**, 074108 (2015).
- [19] V. I. Melnikov, *Phys. Rev. E* **48**, 3271 (1993).
- [20] S. Kawai, A. D. Bandrauk, C. Jaffé, T. Bartsch, J. Palacián, and T. Uzer, *J. Chem. Phys.* **126**, 164306 (2007).
- [21] F. Revuelta, T. Bartsch, R. M. Benito, and F. Borondo, *J. Chem. Phys.* **136**, 091102 (2012).
- [22] T. Bartsch, F. Revuelta, R. M. Benito, and F. Borondo, *J. Chem. Phys.* **136**, 224510 (2012).
- [23] R. G. Mullen, J.-E. Shea, and B. Peters, *J. Chem. Phys.* **140**, 041104 (2014).
- [24] E. Pollak, H. Grabert, and P. Hänggi, *J. Chem. Phys.* **91**, 4073 (1989).
- [25] P. L. García-Müller, F. Borondo, R. Hernandez, and R. M. Benito, *Phys. Rev. Lett.* **101**, 178302 (2008).
- [26] E. Pollak and J. Ankerhold, *J. Chem. Phys.* **138** (2013), 10.1063/1.4802010.
- [27] E. Pollak and P. Talkner, *Phys. Rev. E* **47**, 922 (1993).
- [28] R. Ianculescu and E. Pollak, *J. Chem. Phys.* **143**, 104104 (2015).
- [29] R. Zwanzig, *Nonequilibrium Statistical Mechanics* (Oxford University Press, London, 2001).
- [30] T. Bartsch, F. Revuelta, R. M. Benito, and F. Borondo, in preparation (2015).
- [31] M. Ferrario and P. Grigolini, *J. Math. Phys.* **20**, 2567 (1979).
- [32] P. Grigolini, *Journal of Statistical Physics* **27**, 283 (1982).
- [33] F. Marchesoni and P. Grigolini, *J. Chem. Phys.* **78**, 6287 (1983).
- [34] C. C. Martens, *J. Chem. Phys.* **116**, 2516 (2002).
- [35] R. F. Grote and J. T. Hynes, *J. Chem. Phys.* **73**, 2715 (1980).
- [36] L. A. Pellouchoud and E. J. Reed, *Phys. Rev. A* **91**, 052706 (2015).
- [37] P. L. Garcia-Muller, R. Hernandez, R. M. Benito, and F. Borondo, *J. Chem. Phys.* **137**, 204301 (2012).
- [38] H. A. Kramers, *Physica (Utrecht)* **7**, 284 (1940).
- [39] R. Esser, J. Tennyson, and P. E. S. Wormer, *Chem. Phys. Lett.* **108**, 223 (1982).
- [40] P. L. Garcia-Muller, R. Hernandez, R. M. Benito, and F. Borondo, *J. Chem. Phys.* **141**, 074312 (2014).