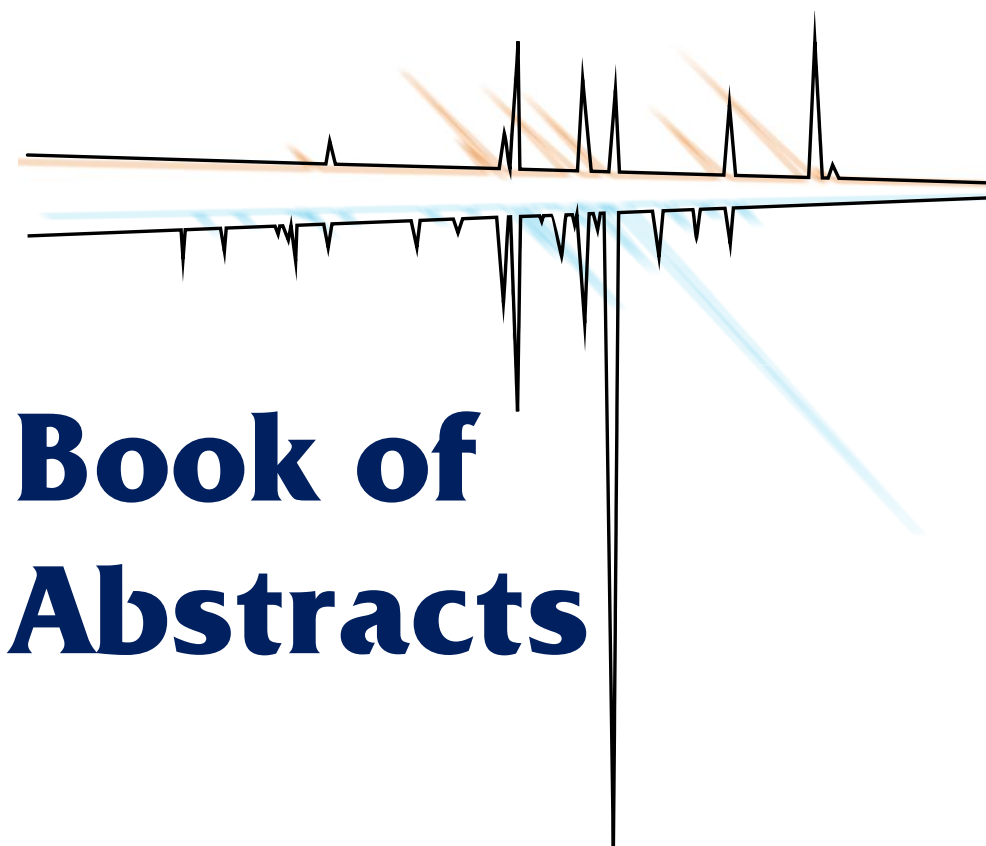


**Sixth World Conference on Physico-Chemical
Methods in Drug Discovery
&
Third World Conference on ADMET and DMPK**



**Book of
Abstracts**

Zagreb, Croatia, September 4-7, 2017

6th IAPC Meeting

*Sixth World Conference on Physico-Chemical Methods in Drug Discovery
&*

*Third World Conference on ADMET and DMPK
Zagreb, Croatia, September 4-7, 2017*

Book of Abstracts

Published by

International Association of Physical Chemists

E-mail: office@iapchem.org, URL: <http://www.iapchem.org>

For Publisher

Zoran Mandić

Editor

Zoran Mandić

Design, Page Making and Computer Layout

Aleksandar Dekanski

On Line version only

The Scientific and Organizing Committee:

Alex Avdeef, In-ADME Research, USA

Elena Boldyreva, Russian Academy of Sciences, Russia

Biserka Cetina-Čižmek, PLIVA, Croatia

Rolf Hilfiker, Solvias, Switzerland

Josef Jampilek, Comenius University in Bratislava, Slovakia

Zoran Mandić, University of Zagreb, Croatia - conference co-chair

Godefridus Peters, VU University Medical Center, The Netherlands

Christos Reppas, University of Athens, Greece

Marti Rosés, University of Barcelona, Spain

Abu Serajuddin, St. John's University, USA

Kiyohiko Sugano, Ritsumeikan University, Japan

Krisztina Takács-Novák, Semmelweis University, Hungary

Kin Tam, University of Macau, Macau - conference co-chair

Klara Valko, Bio-Mimetic Chromatography, UK

Tatjana Verbić, University of Belgrade, Serbia

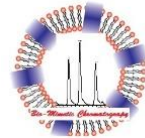
Hong Wan, Shanghai Hengrui Pharmaceutical, China

Organization of IAPC-6 Meeting is supported by



Ministry of Science and Education of the Republic of Croatia

Sponsosr and Exhibitors



CUS!POR



Cuspor are the European agents and technical specialists for **FreeThink Technologies Inc.** products and services.

FreeThink is a thought leader in the science and technology of stability studies, with some of the most knowledgeable and experienced research scientists in the field.

FreeThink scientists have developed a broad fundamental understanding of how temperature, humidity, oxygen, light and time influence the shelf-life of products. As a result, we are adept at helping customers find appropriate, cost-effective solutions to their stability challenges, including physical changes of active forms, **formulations**, **packaging** and storage conditions.

FreeThink is the scientific expert in stability, committed to developing phase-appropriate stability-indicating methods and applying them to your project. We lead the industry in accelerated processes for modelling product shelf-life, obtaining results in just a few weeks using the **ASAPprime® stability software** we developed. Our team also excels at longer-term traditional studies, such as those based on the ICH guidelines, and **cGMP studies** that meet all criteria for regulatory filings. In our state-of-the-art labs, stability studies range from quick evaluations to the most challenging in-depth problem solving.

P 06

pH-dependent solubility profile of desipramine hydrochloride

Olivera S. Marković, Miloš P. Pešić*, Tatjana Ž. Verbić*✉, Alex Avdeef**

Department of Chemistry-ICH_{TM}, University of Belgrade, Belgrade, Serbia, *Faculty of Chemistry, University of Belgrade, Belgrade, Serbia, **in-ADME Research, New York, USA
✉ tatjanad@chem.bg.ac.rs

Desipramine hydrochloride (Ds-HCl; **Figure 1.**) is a known surface-active molecule, which may form sub-micellar aggregates in slightly acidic solutions. If a neutral or slightly basic solution is prepared from Ds-HCl, it may remain supersaturated for a very long time, as aggregates form. Appearance of aggregates might lead to slow sedimentation. Furthermore, at high pH values oils might form that are more soluble than crystalline form; this was already observed for surface-active compounds [1]. There are many other druglike molecules with similarly challenging properties, which have not been adequately characterized. Thus, much attention must be paid to set up the experimental procedure for precise solubility determinations [2].

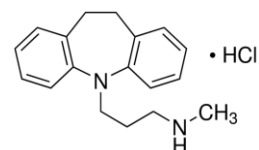


Figure 1. Structure of desipramine hydrochloride

Although solubility data for Ds-HCl can be found in the literature [3], in this study pH-dependent solubility profile of Ds-HCl was studied using slightly different method: pH-ramp shake flask. First, the pH value of Ds-HCl stock solution in 0.15 M phosphate buffer was adjusted to 11.7 in order to minimize supersaturation effect. Then, the pH value in separate samples was adjusted downwards with HCl, to prepare solutions in the pH 1.7-11.7 region. After stirring (6 h) and sedimentation (18 h), PTFE (hydrophobic, pore size 0.22 μm) filters or centrifugation were used for phase separation. Concentration was measured using HPLC with UV/Vis detection. The computer program *pDISOL-X* was used for data processing and refinement of equilibrium constants. Different techniques were used for solid phase characterization.

Acknowledgement: Ministry of Education, Science and Technological Development of Serbia supported this work (Grant No. 172035 and 172008). The authors gratefully acknowledge Petnica Science Center, Serbia, for the HPLC analysis.

References:

- [1] G. Zograf, I. Zarenda, The surface activity of phenothiazine derivatives at the air-solution interface, *Biochem. Pharmacol.* 15 (1966) 591-598.
- [2] A. Avdeef, E. Fuguet, A. Llinàs, C. Råfos, E. Bosch, G. Völgyi, T. Verbić, E. Boldyreva, K. Takács-Novák, Equilibrium solubility measurement of ionizable drugs-consensus recommendations for improving data quality, *ADMET&DMPK.* 4(2) (2016) 117-178.
- [3] C.A.S. Bergström, K. Luthman, P. Artursson, Accuracy of calculated pH-dependent aqueous drug solubility, *Eur. J. Pharm. Sci.* 22 (2004) 387-398.