



A new Cassiduloid (Echinodermata, Echinoidea) in the Albian of the Sergipe-Alagoas basin, Brazil

Cynthia Lara de Castro MANSO ¹

Abstract: This paper presents a new discovery of the echinoid species *Phyllobrissus humilis* (GAUTHIER, 1875) from the Albian age Riachuelo Formation of the Sergipe-Alagoas Basin. The only specimen obtained in the Maruim 1 outcrop expresses the main species characteristics. Paleocological notes and a dichotomous key are presented to facilitate the identification of the cassiduloid species from the Cretaceous of Sergipe-Alagoas Basin.

Key-words:

- echinoderms;
- *Phyllobrissus humilis* (GAUTHIER);
- Cassiduloida;
- Cretaceous;
- South America

Citation: MANSO C.L.C. (2020).- A new Cassiduloid (Echinodermata, Echinoidea) in the Albian of the Sergipe-Alagoas basin, Brazil.- *Carnets Geol.*, Madrid, vol. 20, no. 3, p. 29-35.

Résumé : *Un nouveau cassiduloïde (Echinodermata, Echinoidea) dans l'Albien du bassin de Sergipe-Alagoas, Brésil.*- L'article décrit la découverte de l'espèce d'échinoïde *Phyllobrissus humilis* (GAUTHIER, 1875) dans la Formation Riachuelo d'âge Albien du bassin Sergipe-Alagoas. Le seul spécimen récolté provient dans l'affleurement de Maruim 1 et permet d'observer les principales caractéristiques de l'espèce. Des informations paléocologiques et une clé dichotomique sont présentées pour faciliter l'identification des espèces de cassiduloïdes du Crétacé du bassin de Sergipe-Alagoas.

Mots-clefs :

- échinodermes ;
- *Phyllobrissus humilis* (GAUTHIER) ;
- Cassiduloida ;
- Crétacé ;
- Amérique du Sud

1. Introduction

Cassiduloids are irregular echinoids with petaloid ambulacra apically, with phylloid features orally, specific buccal spines (floscelle) and a periproct situated within a groove. These forms reached their acme during the Eocene, dwindling subsequently and leaving a much smaller number of species today (KIER, 1962). To illustrate this observation, there are only three species on record from the Miocene of Brazil, namely *Rhyncholampas oliveirai* (SANTOS, 1958), *Echinolampas paraensis* SANTOS, 1958, and *Rhyncholampas candidoi* FERNANDES & CARREIRA MORAIS, 1994, all from the Pirabas Formation, Bragança-Viseu Basin. In addition, only two recent species of cassiduloid have been described from the Brazilian coast: *Cassidulus mitis* KRAU, 1954, and *C. infidus* MORTENSEN, 1948 (TOMMASI & LIMA VERDE, 1970; MOOI, 1990a; SOUTO *et al.*, 2011).

Cretaceous cassiduloids from Brazil were first recorded from the Sergipe-Alagoas Basin by WHITE (1887). BEURLEN (1964a) reviewed some echinoid species from this basin, while SMITH (in SMITH & BENGTON, 1991) later reviewed the taxa listed by WHITE (1887). The latter author recorded *Nucleopygus cf. similis* (ORBIGNY, 1856) from the Riachuelo Formation, reviewed *Echinobrissus freitasii* (WHITE, 1887) and transferred it to the genus *Phyllobrissus* COTTEAU, 1859, and erected a new genus, *Colliclypeus*, to accommodate *Conoclypeus nettoanus* WHITE, 1887. SMITH (in SMITH & BENGTON, 1991) also described a new taxon, *Acriaster sergipensis*, from the same lithostratigraphical unit. Earlier, BRITO (1981) had reviewed holotypoids and cassiduloids from Brazil, but had not added any new species. In more recent studies MANSO & SOUZA-LIMA (2005) recorded *Pygorhynchus colombianus* (COOKE, 1955) from the Albian Riachuelo Formation, and finally, MANSO &

¹Universidade Federal de Sergipe, Departamento de Biociências, Campus Prof. Alberto Carvalho, Av. Olímpio Campos s/nº, Itabaiana, 49500-000, Sergipe (Brazil)
cynthialaramanso@gmail.com



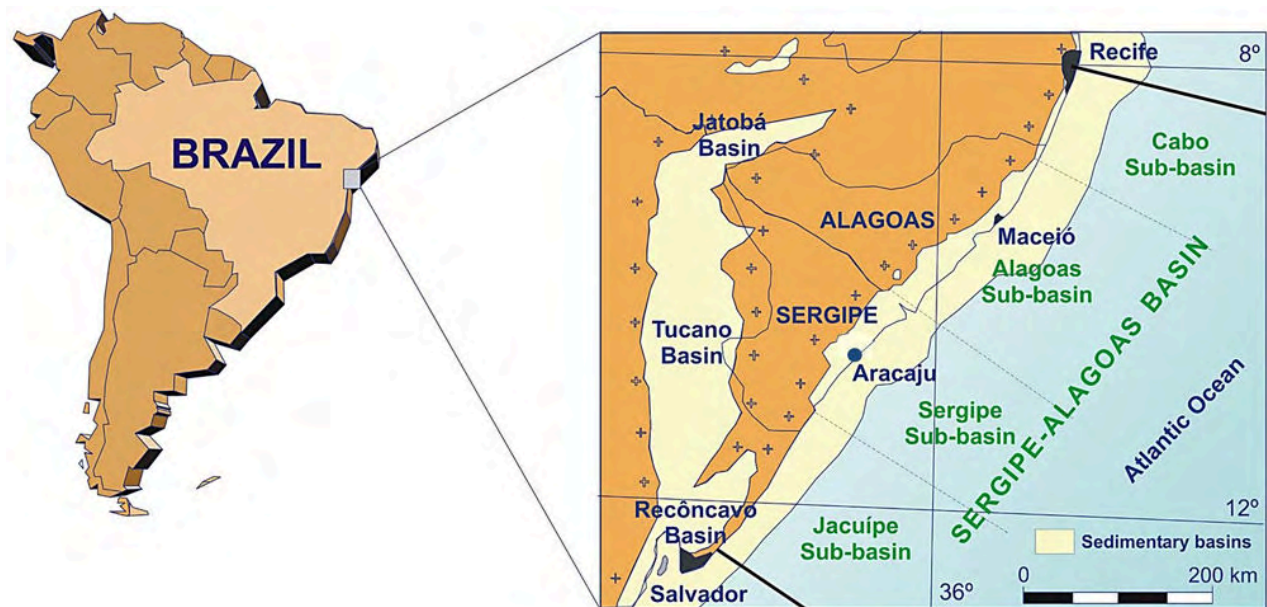


Figure 1: Locality map of the Sergipe-Alagoas Basin in northeastern Brazil (adapted from SOUZA-LIMA *et al.*, 2002).

ANDRADE (2008) described *Petalobrissus cubensis* (WEISBORD, 1934) from the Turonian Cotinguiba Formation (Upper Cretaceous) of the Sergipe-Alagoas Basin.

Other cassiduloid species were noted from Cretaceous strata of Brazil, from other sedimentary basins such as those of Potiguar and Araripe. For the former (Turonian-Coniacian intervals), MAURY (1925) described *Parapygus mossoroensis*, followed by *Breynella baixadoleitensis* by MAURY (1934). Later, SANTOS (1960) reassigned *Parapygus mossoroensis* to *Catopygus*, while BEURLÉN (1964b) recorded *Phyllobrissus brasiliensis*. SMITH (in SMITH & BENGTSON, 1991) revised taxa described by MAURY (1925), SANTOS (1960) and BEURLÉN (1964b) and considered only two species to be valid, *Petalobrissus cubensis* and *P. setifensis* (COQUAND *in* COTTEAU, 1866). OLIVEIRA *et al.* (2013) presented the most recent overview of cassiduloid species from the Potiguar Basin, and finally, ALVES *et al.* (2018) added a new species, *Petalobrissus lehugeuræ*, from the Jandaíra Formation. From the Araripe Basin in northeastern Brazil, BEURLÉN (1966) listed two new species, *Pygurus (Echinopygus) tinocoi* and *Faujasia araripensis*, from the Albian. Later, BRITO (1981) transferred *F. araripensis* to the genus *Pygidiolampas* CLARK, 1923, while MANSO and HESSEL (2007) systematically revised *Pygidiolampas araripensis*, reassigning it to the genus *Bothryopneustes* FOURTAU, 1924.

In the present paper, the find of *Phyllobrissus cf. humilis* represents a new record of a cassiduloid from the Albian Riachuelo Formation of the Sergipe-Alagoas Basin.

2. Geological setting

The Sergipe-Alagoas Basin is located along the coast of the State of Sergipe, northeast of Brazil (Fig. 1). The Aptian-Albian interval here represents a deposition on a shallow, mixed siliciclastic-carbonate platform (MANSO & SOUZA-LIMA, 2017).

The material studied here comes from levels within the Riachuelo Formation that can be dated as early Albian on the basis of ammonites (*Douvilleicerias* Zone) (SOUZA-LIMA *et al.*, 2002).

3. Material and methods

The specimen illustrated here is housed in the fossil echinoderm collections of the Fundação Paleontológica Phoenix (FPH), Aracaju, Sergipe, Brazil, and was systematically positioned according to KROH & SMITH (2010).

For the description of the locality, the present author follows the pattern adopted by BENGTSON (1983, p. 30-33) to the Sergipe-Alagoas Basin (Fig. 1). The co-ordinates were obtained from the Córrego Alegre datum and rounded off to the nearest 50 metres. UTM coordinates are referenced to the central 39° meridian. *Krm* = Cretaceous Riachuelo Formation.

Maruim 1 - UTM 24S 8.813.587N / 710.353E (GPS 10°43'36.0"S 37°04'35.6"W). Topographic map, sheet: SC. 24-Z-B-IV-2 Riachuelo. The outcrop is situated in a roadside section on the southern margin of motorway SE-208, near the junction with motorway BR-101.

Krm - Light-cream bioclastic calcarenite and locally oncolitic/oolitic bioclastic with isolated patch reefs and microbial, yielding echinoids, bivalves and ammonites (MANSO, 2003; MANSO & SOUZA-LIMA, 2012).

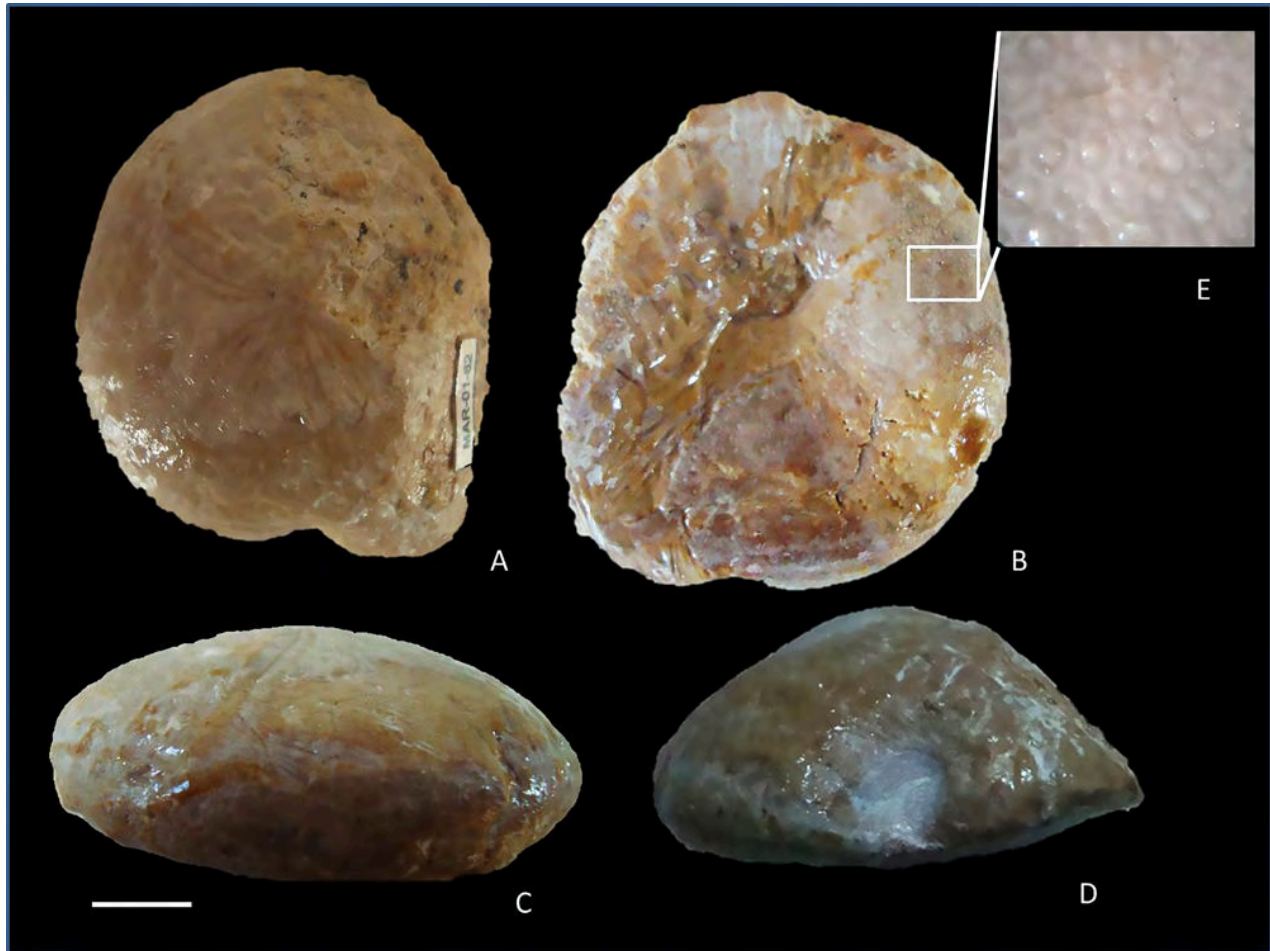


Figure 2: *Phyllobrissus* cf. *humilis* (GAUTHIER): A. Dorsal (apical) view; B. Ventral (oral) view; C. Lateral view; D. Posterior View; E. Detail of the tubercles. Scale bar = 10 mm.

4. Systematic palaeontology

Phylum Echinodermata BRUGUIÈRE, 1791

Class Echinoidea LESKE, 1778

Infraclass Irregularia LATREILLE, 1825

Superorder Neognathostomata SMITH, 1981

Family Nucleolitidae AGASSIZ & DESOR 1847

Genus *Phyllobrissus* COTTEAU, 1870

Phyllobrissus cf. *humilis* (GAUTHIER, 1875)

Synonymy:

1875 *Echinobrissus humilis* GAUTHIER in COTTEAU *et al.*, loc. cit. p. 11, Figs. 74-76.

1884 *Echinobrissus humilis* GAUTHIER in COTTEAU *et al.*, p. 79, Pl. 6, figs 5-7.

Type: *Catopygus gresslyi* L. AGASSIZ, 1839, p. 49; by subsequent designation of COTTEAU, 1860, p. 553.

Diagnosis: Test subovate, of small to medium size, ovate with truncate posterior; oral surface slightly sunken towards the peristome. Apical system slightly anterior, tetrabasal, with four gonopores, posterior oculars elongate, no catenal plates. Petals long, parallel, open, extending two-thirds of the way to ambitus, inner pore round, outer pore slightly elongated transversely; all ambulacral plates with double pores. Periproct towards the rear of the aboral surface; supramarginal, bordering on marginal, on an almost vertical face, with a short groove extending from lower edge of periproct to posterior edge of test. Peristome anterior, pentagonal, depressed, wider than high. Bourrelets absent. Phylloide structure unreported. No naked zone in posterior interambulacrum orally (SMITH & KROH, 2011).

Material: FPH-642-I.

Locality and stratigraphical level: Maruim I, Riachuelo Formation, Sergipe-Alagoas Basin, Brazil.

Description: medium-sized test of the circular outline, slightly high, with the oral side slightly concave and swollen (Fig. 2.A-C). Large tubercle with well-marked areoles can be observed on the

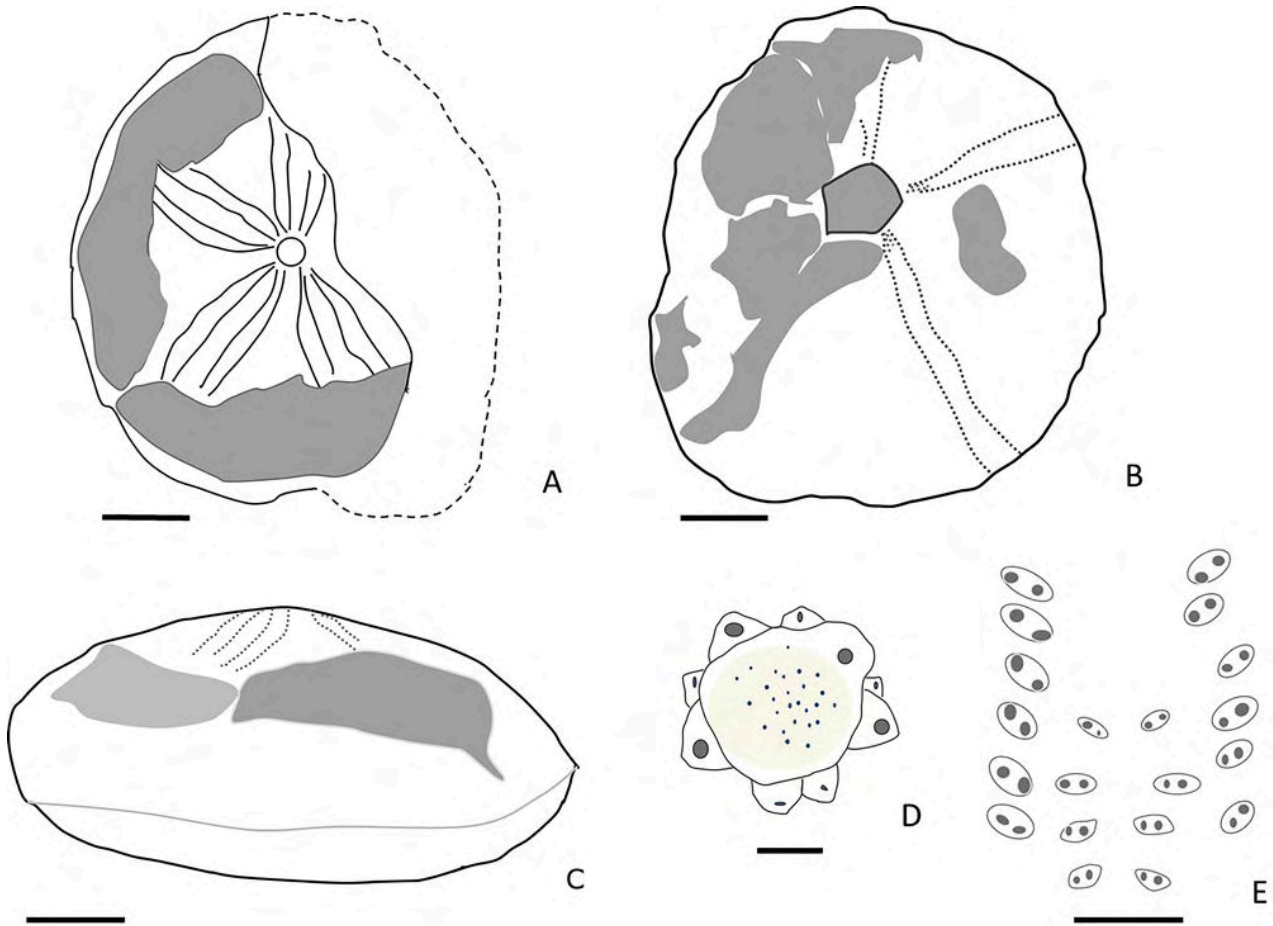


Figure 3: *Phyllobrissus* cf. *humilis* (GAUTHIER): A. Dorsal (apical) view; B. Ventral (oral) view; C. Lateral view; D. Apical system; E. Detail of phyllode. Scale bars equal 10 mm (A-C) and 1 mm (D- E). The grey areas correspond the poorly preserved areas.

oral side of the test (Fig. 2.E). The tubercles on the aboral side are poorly preserved.

Apical disc tetrabasal are situated slightly anteriorly, with four genital plates, genital 2 (madreporite) being largest and occupying the entire central region; posterior genital plates separated by two small ocular plates (Fig. 3.D).

The petals are opened and pore pairs are formed of oval pores, mainly in ambulacra III, where the pores of the external rows are little larger than those of the internal rows (Fig. 2.A). All the petals are approximately of the same length and occupying almost 2/3 of the dorsal surface. Internal pores of both paired petals are rounded and external rows are oval to slightly elongate. Pore pairs and found all along the ambulacra. The periproct is positioned in the posterior region, and apparently it is elevated, near the ambitus and it is not visible from the oral side (Fig. 2.D).

Peristome situated anteriorly; pentagonal outline and with well-marked ambulacra (Figs. 2.B, 3.B); rows of phyllode pores double; no differentiated oral pores visible (Fig. 3.E).

Stratigraphical and geographical distribution: Valanginian of Algeria and Albian of Brazil (Lower Cretaceous).

Table 1: Biometric data for *Phyllobrissus* cf. *humilis* (GAUTHIER, 1875). W - width; H - height; L - length; Adab - apical disc to anterior border; Pab - peristome to anterior border.

Fossil	Length (mm)	Width (mm)	Hight (mm)	W/L	H/L	Adab (mm)	Pab (mm)
FPH-642-I	52.2	47.0	21.0	0.90	0.40	24.0	17.0

Remarks: The specimen identified here matches the main features of the original description of *Phyllobrissus* cf. *humilis* (GAUTHIER, 1875). Although it is larger than the single test recorded by GAUTHIER (1875) (27.0 mm long, 25.0 mm wide and 12 mm tall, with $W/L = 0.92$ and $H/L = 0.44$), the present author considers them to be conspecific, representing different ontogenetic stages. *P. humilis* (GAUTHIER) differs from *P. freitasii* (WHITE, 1887), also from the Albian of the Riachuelo Formation as follows: the latter has a test that is mainly relatively flat and subquadrate in outline, with the highest point located posterior of center, closer of the periproct.

From the Sergipe-Alagoas Basin, in addition to *Phyllobrissus* cf. *humilis*, other cassiduloid species have been recorded from Cretaceous levels (Albian-Turonian); these can be differentiated using the following key



Table II: Identification Key to the species of the Cassiduloids currently known from the Cretaceous of the Sergipe-Alagoas Basin and their stratigraphical occurrence.

1. Phyllode pores single	7
Phyllode pores double	2
2. Test with flat base	3
Test without flat base	4
3. Test with a conical profile and an oval, wider than long periproct	<i>Colliclypeus nettoanus</i> (WHITE, 1887) (Clypeidae, Albian, Riachuelo Formation; SMITH & BENGTON, 1991)
Test without conical shape, periproct oval, longer than wide, shallow and short anal sulcus	<i>Pygorhynchus colombianus</i> (COOKE, 1955) (Nucleolitidae, Albian, Riachuelo Formation; e.g., MANSO & SOUZA-LIMA, 2005)
4. Apical disc situated well anterior from the test center	5
Apical disc next to the test center	6
5. Periproct opening into a long anal sulcus, short petals	<i>Nucleopygus similis</i> (ORBIGNY, 1856) (Nucleolitidae, Albian, Riachuelo Formation; e.g., SMITH & BENGTON, 1991)
Periproct opening into a short anal sulcus. Conical test in outline, with apical disc at highest point. Anterior petals shortest than posterior petals	<i>Acriaster sergipensis</i> SMITH, 1991 (Archiaciidae, Albian, Riachuelo Formation; e.g., SMITH & BENGTON, 1991)
6. Flat test, subquadrate with the highest point posterior to apical disc	<i>Phyllobrissus freitasii</i> (WHITE, 1887) (Nucleolitidae, Albian, Riachuelo Formation e.g., SMITH & BENGTON, 1991)
Thick test with and rounded edges	<i>Phyllobrissus cf. humilis</i> (GAUTHIER, 1875) (Nucleolitidae, Albian, Riachuelo Formation)
7. Apical disc towards the anterior test. Periproct opening on the aboral surface, at some distance from the posterior paired petals	<i>Petalobrissus cubensis</i> (WEISBORD, 1934) (Faujasiidae, Turonian, Cotinguiba Formation; e.g., MANSO & ANDRADE, 2008)

5. Discussion and conclusions

In his review of cassiduloid echinoids, KIER (1962) found that in general taxa that had been recovered from rocks older than Cenomanian had paired pores in all ambulacral plates outside the petals. In addition, during the Cenomanian one of these pores diminished in size and in even younger material, from the Turonian onwards, tests had only a single pore outside the petals and a new structure could be observed in the peristome, the first buccal pores. According to KIER (1962), in species with two pairs of pores, these would have had a respiratory function, while phyllode pairs near the mouth would have helped to obtain food particles and the pair of tube feet between the phyllodes and petals would have had a sensory function.

On the Sergipe-Basin and Araripe basin (MANSO & HESSEL, 2007), all the cassiduloids species of Albian age have two pores beyond the petals and no differentiated buccal pores, agreeing with KIER's (1962) observations. The only recorded cassiduloid for the Turonian of the Sergipe-Alagoas Basin, *Petalobrissus cubensis* as well the *Petalobrissus* species recorded for the Turonian-Campanian interval of the Potiguar Basin are also in agreement with the observations of KIER (1962) regarding the decrease in the number of pores beyond the petals (MANSO & ANDRADE, 2008; OLIVEIRA *et al.*, 2013; ALVES *et al.*, 2018).

Cassiduloids are generally semi-infaunal forms living on sediments made of gravel or coarse

sand with few fine elements (SMITH, 1995). Large periproct and anal sulcus suggest that these fossil species would have had a large fecal discharge (SMITH, 1995).

The locality Maruim 1 where *P. humilis* was collected is part of the Maruim Member. This member consists of calcarenites and oncolitic/oolitic calcirudites, with isolated algal reefs and patch reefs representing high energy coastal environments (SOUZA-LIMA *et al.*, 2002). Therefore, one can assume that *Phyllobrissus cf. humilis* would have lived partially buried in a coarse-grained substrate of carbonate sands in a high-energy environment. The species would have ingested large amounts of sediment along with food as evidenced by its large periproct and phyllodes that are not yet specialized. This form of feeding would have been different from that suggested for *Eurhodia relict*a MOOI, 1990b, an extant cassiduloid, but a member of an extinct (Late Eocene) genus. *Eurhodia relict*a ingests organisms that live in or on small sedimentary particles with the aid of their small phyllodes (MOOI, 1990b).

Some species of echinoids may have a wide distribution in the stratigraphic record, as observed with *Phyllobrissus cf. humilis*, which was recorded from Albian of Sergipe and from Valanginian of Algeria. Among these species one can also mention *Orthopsis miliaris* (ARCHIAC, 1835) that was recorded from the Albian of the Sergipe-Alagoas Basin (e.g., MANSO & LEMOS, 2008) and from the Maastrichtian layers of the Sinsima Formation north of Oman (e.g., SMITH, 1995; SMITH *et al.*,



1995). *Phyllobrissus* cf. *humilis* has its extended stratigraphic distribution being recorded for the Lower Albian of the Sergipe basin. It is also increased its geographical distribution with the new record to the northeast of Brazil.

Acknowledgments

The author would like to Dr W. SOUZA-LIMA for assistance in specimen collection and A.C. MANSO by initial correction of the manuscript. Special thanks go to the Dr L. VILLIER and Dr J. JAGT for the valuable contributions to improving the manuscript.

Bibliographic references

- AGASSIZ L. (1839).- Description des Echinodermes fossiles de la Suisse; première partie, Spatangoides et Clypeasteroides. Denkschriften der Schweizerischen Naturforschenden Gesellschaft, Basel, Band 3, 101 p.
- AGASSIZ L. & DESOR P.J.E. (1847).- Catalogue raisonné des échinides.- *Annales des Sciences Naturelles* (série 3), Paris, vol. 6-8, 167 p. (I Pl.).
- ALVES J., MONTEIRO F.A.C., MATHEWS-CASCON H., JOHNSON R. & NEVES E. (2018).- A new species of *Petalobrissus* LAMBERT 1916 (Echinoidea: Faujasidae) from the Jandaíra Formation, Potiguar Basin (Brazil).- *Zootaxa*, Auckland, vol. 4422, no. 4, p. 581-590.
- ANDREAS K. & SMITH A.B. (2010).- The phylogeny and classification of post-Palaeozoic echinoids.- *Journal of Systematic Palaeontology*, London, vol. 8, no. 2, p. 147-212.
- ARCHIAC A. d' (1835).- Mémoire sur la formation Crétacée du Sud-Ouest de la France.- *Mémoires de la Société géologique de France* (1ère série), Paris, tome II, no. VII, p. 157-192. URL: http://jubilotheque.upmc.fr/ead.html?id=GM_000002_008
- BENGTSON P. (1983).- The Cenomanian-Coniacian of the Sergipe Basin, Brazil.- *Fossils and Strata*, Oslo, no. 12, p. 1-78.
- BEURLIN K. (1964a).- Notas preliminares sobre a fauna da Formação Riachuelo: IV. Equinóides.- *Boletim de Geologia, Universidade do Recife*, no. 4, p. 37-38.
- BEURLIN K. (1964b).- A fauna do calcário Jandaíra da região de Mossoró (Rio Grande do Norte).- *Coleção Mossoroense*, Editora Pongetti, Rio de Janeiro, 215 p.
- BEURLIN K. (1966).- Novos equinóides do Cretáceo do Nordeste do Brasil.- *Anais da Academia Brasileira de Ciências*, Rio de Janeiro, vol. 38, nos. 3-4, p. 455-464.
- BRITO I.M. (1981).- Os equinóides fósseis do Brasil: II. Holectypoides e Cassiduloides.- *Anais da Academia Brasileira de Ciências*, Rio de Janeiro, vol. 53, no. 3, p. 513-527.
- BRUGUIÈRE M. (1791).- Tableau encyclopédique et méthodique des trois règnes de la nature. Contenant l'helminthologie, ou les vers infusoires, les vers intestins, les vers mollusques, &c.- Panckoucke Libraire, Paris, 7e Livraison, vol. 1, 180 p. (92 Pls.). URL: <https://www.biodiversitylibrary.org/item/130182> - page/9/mode/1up
- CLARK H.L. (1923).- Two new genera of sea urchin.- *Bulletin of Museum Comparative Zoology*, Cambridge, MA, vol. 65, p. 341-348.
- CLAUS C.J.W. (1880).- Grundzüge der Zoologie - Zum wissenschaftlichen Gebrauche.- 4th edition, Band I, W.G Elevert, Marburg, 821 p. URL: <https://www.biodiversitylibrary.org/item/15809> - page/7/mode/1up
- COOKE C.W. (1955).- Some Cretaceous echinoids from the Americas.- *United States Geological Survey, Professional Paper*, Washington D.C., vol. 264-E, p. 87-112.
- COTTEAU G. (1857-1878).- Études sur les échinides fossiles du Département de l'Yonne. Volume 2. Terrain Crétacé.- J.B. Baillièrre, Paris, 518 p. (38 Pls.).
- COTTEAU G., PERON P.A. & GAUTHIER V. (1875).- Échinides fossiles de l'Algérie, Terrains secondaires.- G. Masson, Paris, 96 p.
- COTTEAU G., PERON P.A. & GAUTHIER V. (1884).- Échinides fossils de l'Algérie, Deuxième fascicule, Étages Thitonique & Néocomien.- G. Masson, Paris, 99 p. (9 Pls.).
- FERNANDES J.M.G. & MORAIS M.H.C. (1994).- Uma nova espécie de Cassidulóide (Echinodermata - Echinoidea) da Formação Pirabas (Mioceno Inferior), Pará, Brasil: *Rhyncholampas candidoi* n. sp.- *Boletim do Museu Paraense Emílio Goeldi* (série Ciências da Terra), Belém, no. 6, p. 53-58.
- FOURTAU R. (1924).- Catalogue des invertébrés fossiles de l'Égypte : représentés dans les collections du Musée de géologie au Caire. Terrains jurassiques. 1re ptie. Echinodermes.- *Palaeontological series - Geological survey of Egypt*, Le Caire, tome 6, 39 p.
- KRAU L. (1954).- On a New species of Recent Sea urchin, *Cassidulus mitis*, order Cassiduloida, Echinoidea, found on the coast of Sepetiba Bay.- *Memórias do Instituto Oswaldo Cruz*, Rio de Janeiro, vol. 52, no. 2, p. 455-475.
- KIER P.M. (1962).- Revision of the Cassiduloid Echinoids.- *Smithsonian Miscellaneous Collections*, Washington D.C., vol. 144, no. 3, p. 1-262 (44 Pls.).
- KROH A. & SMITH A.B. (2010).- The phylogeny and classification of post-Palaeozoic echinoids.- *Journal of Systematic Palaeontology*, vol. 8, Issue 2, p. 147-212.
- LATREILLE P.A. (1825).- Familles naturelles du règne animal.- J.B. Baillièrre, Paris, 570 p.
- LESKE N.G. (1778).- Jakobi Theodori KLEIN, Naturalis Dispositio Echinodermatum. Accessit Lucubratiuncula de aculeis Echinorum Marinarum, cum spicilegio de belemnitis.- N.G. Leske, Leipzig, 278 p.
- MANSO C.L.C (2003).- Paleocologia, paleobiogeografia e sistemática dos equinóides do Aptiano-Albiano (Cretáceo) do Brasil.- Universidade



- Federal da Bahia, Programa de Pós-graduação em Geologia, Tese de doutorado, 206 p.
- MANSO C.L.C. & ANDRADE E.J.A. (2008).- Equinóides do Turoniano (Cretáceo Superior) de Sergipe, Brasil.- *Geociências*, Rio Claro, vol. 27, no. 3, p. 319-327.
- MANSO C.L.C. & HESSEL M.H. (2007).- Revisão sistemática de *Pygdiolampas araripensis* (BEURLEN, 1966) (Echinodermata: Cassiduloida) da Bacia do Araripe, Nordeste do Brasil.- *Geociências*, Rio Claro, vol. 26, no. 3, p. 271-277.
- MANSO C.L.C. & LEMOS A.C.C. (2008).- Os Echinoidea (Echinodermata) da localidade Catete Velho 1 (Cretáceo) em Sergipe, Nordeste do Brasil.- *Revista Brasileira de Paleontologia*, Rio de Janeiro, vol. 11, no. 2, p. 129-138.
- MANSO C.L.C. & SOUZA-LIMA W. (2005).- Os equinóides *Pygorhynchus colombianus* (COOKE, 1955) e *Pseudholaster altiusculus* (WHITE, 1887) no Neoalbiano da Bacia de Sergipe, Brasil.- *Revista Brasileira de Paleontologia*, Rio de Janeiro, vol. 8, p. 229-238.
- MANSO C.L.C. & SOUZA-LIMA W. (2012).- Novos equinóides para o Aptiano-Albiano (Cretáceo inferior) da sub-bacia de Sergipe, Nordeste do Brasil.- *Geociências*, Rio Claro, vol. 31, no. 4, p. 584-605.
- MANSO C.L.C. & SOUZA-LIMA W. (2017).- *Mecaster texanus* (Echinoidea) from Turonian-Coniacian strata in the Sergipe-Alagoas Basin, Brazil.- *Carnets Geol.*, Madrid, vol. 17, no. 11, p. 221-234.
- MAURY C.J. (1925).- Fósseis terciários do Brasil com descrição de novas formas cretáceas.- *Serviço Geológico e Mineralógico, Monografia*, Rio de Janeiro, no. 4, 305 p.
- MAURY C.J. (1934).- Fossil Invertebrata from northeastern Brazil.- *Bulletin of American Museum of Natural History*, New York, vol. 67, no. 4, p. 123-179.
- MOOI R. (1990a).- Living Cassiduloids (Echinodermata: Echinoidea) a key and annotated list.- *Proceedings of the Biological Society of Washington*, vol. 103, no. 1, p. 63-85.
- MOOI R. (1990b).- "A New Living Fossil" Echinoid (Echinodermata) and the ecology and paleobiology of Caribbean Cassiduloids.- *Bulletin of Marine Science*, Miami, vol. 46, no. 3, p. 688-700.
- MORTENSEN T. (1948).- A monograph of the Echinoidea, part I. Holecypoida, Cassiduloida, vol. 4.- C.A. Reitzel, Copenhagen, 371 p.
- OLIVEIRA J., MANSO C.L.C. & ANDRADE E.J. (2013).- *Petalobrissus* do Cretáceo da Formação Jandaíra.- *Brazilian Journal of Geology*, São Paulo, vol. 43, no. 4, p. 661-672.
- ORBIGNY A. d' (1853-1856).- Paléontologie Française: Description des animaux invertébrés. Terrains Crétacés, Tome 6, Échinoides irréguliers.- V. Masson, Paris, 320 p. URL: <https://gallica.bnf.fr/ark:/12148/bpt6k9692971j.texteImage>
- SANTOS M.E.C.M. (1958).- Equinóides miocênicos da Formação Pirabas.- *Boletim da Divisão de Geologia e Mineralogia do Departamento Nacional de Produção Mineral*, Rio de Janeiro, no. 179, p. 7-24.
- SANTOS M.E.C.M. (1960).- Equinóides Cretácicos do Rio Grande do Norte.- *Boletim da Divisão de Geologia e Mineralogia do Departamento Nacional de Produção Mineral*, Rio de Janeiro, no. 189, p. 7-26.
- SMITH A.B. (1995).- Late Campanian-Maastrichtian echinoids from the United Arab Emirates-Oman border region.- *Bulletin of the Natural History Museum (Geology)*, London, vol. 51, no. 2, p. 121-240.
- SMITH A.B. & BENGTON P. (1991).- Cretaceous echinoids from Northeastern Brazil.- *Fossils and Strata*, Oslo, no. 31, p. 1-88.
- SMITH A.B., MORRIS N.J., GALE A.S. & ROSEN B.R. (1995).- Late Cretaceous (Maastrichtian) echinoid-mollusc-coral assemblages and palaeoenvironments from Tethyan carbonate platform succession, northern Oman Mountains.- *Palaeogeography, Palaeoclimatology, Palaeoecology*, vol. 119, p. 155-168.
- SMITH A. B. & KROH A. (eds., 2011).- The Echinoid Directory.- URL: <https://www.nhm.ac.uk/our-science/data/echinoid-directory/> [accessed 22/07/2018]
- SOUTO C., MANSO C.L.C. & MARTINS L. (2011).- Rediscovery and redescription of *Cassidulus infidus* (Echinoidea: Cassidulidae) from Northeastern Brazil.- *Zootaxa*, Auckland, no. 3095, p. 39-48.
- SOUZA-LIMA W., ANDRADE E.J., BENGTON P. & GALM P.C. (2002).- A bacia de Sergipe-Alagoas. Evolução geológica, estratigrafia e conteúdo fóssil [The Sergipe-Alagoas Basin. Geological evolution, stratigraphy and fossil content].- *Phoenix*, Edição Especial, Aracaju, no. 1, p. 1-34.
- TOMMASI L.R. & LIMA-VERDE J.S. (1970).- Observações sobre *Cassidulus mitis* KRAU, 1954.- *Boletim do Instituto Oceanográfico da Universidade de São Paulo*, vol. 18, no. 1, p. 1-9.
- WEISBORD N.E. (1934).- Some Cretaceous and Tertiary echinoids from Cuba.- *Bulletins of American Paleontology*, Ithaca, vol. 20, no. 70C, p. 1-103.
- WHITE C.A. (1887).- Contribuições à paleontologia do Brasil.- *Archivos do Museu Nacional do Rio de Janeiro*, no. 7, p. 1-273.