

Conversion of paper to film by ionic liquids: manufacturing process and properties

Atsushi Tanaka¹, Alexey Khakalo¹, Lauri Hauru², Antti Korpela¹, Hannes Orelma^{1*}

¹VTT - Technical Research Centre of Finland Ltd, Biologinkuja 7, Espoo, Finland

²University of Helsinki, P.O. Box 55 (A. I. Virtasen aukio 1), FI-00014 University of Helsinki

KEYWORDS

Cellulose, dissolution, paper, ionic liquid, all-cellulose composite

ABSTRACT

In this study, we investigate the “chemical welding” of paper with the ionic liquid (IL) 1-ethyl-3-methylimidazolium acetate ([EMIM]OAc) using a two-step process. First, the IL is transported into the structure of the paper as a water solution. Then, partial dissolution is achieved by activation with heat, where the water evaporates and the surfaces of the fibres partially dissolve. The activated paper is washed with water to remove IL, and dried to fuse fibre surfaces into each other. The “chemically welded” paper structure has both elevated dry and wet strength. The treatment conditions can be adjusted to produce both paper-like materials and films. The most severe treatment conditions produce films that are fully transparent and their oxygen and grease

17 barrier properties are excellent. As an all-cellulose material, the “chemically welded” paper is
18 fully biodegradable and is a potential alternative to fossil fuel-based plastics.

19 **INTRODUCTION**

20 The consumption of packaging materials has continuously been rising due to increased
21 transportation of goods and food materials around the world, which has been steadily increased
22 due to online shopping and offshoring of manufacturing plants.¹ This rise in material
23 consumption has been met mainly by fossil fuel-based plastics and lignocellulose-based
24 materials. Since packages are typically utilized only once, plastic materials, which have
25 incomplete recycling cycles, cause environmental pollution, also harming animals and other living
26 organisms, including, for example, human health issues related to the microplastics problem.²
27 Consequently, the choice of packaging materials has been guided towards biodegradable,
28 renewable materials. Thus, much of the growth in packaging material consumption has been
29 covered by lignocellulosic materials, due to the renewability, recyclability, and abundance of
30 wood fibre materials.³ Among wood-based materials, cardboard, wrapping papers and films have
31 been the most important materials used in packaging applications.

32 Wood fibres are mostly composed of cellulose, a linear polymer composed of glucose units
33 connected by glycosidic bonds.⁴ In paper and board, fibres are connected by interfibrillar
34 hydrogen bonds forming layered sheets. Paper is strong when dry, but easily disintegrates in
35 water, because water effectively breaks those bonds.⁵ Therefore, in many paper applications,
36 some wet strength additives are used to increase the water tolerance of paper via
37 hydrophobization or forming chemical linkages between fibres.⁵ Crystalline cellulose has an

38 inherent water resistance due to the tight orientation and packing of cellulose chains, which is
39 utilized in regenerated cellulose films and filaments.⁶ Regenerated cellulose materials are made
40 by first dissolving cellulose in a suitable cellulose solvent system and then the dissolved cellulose
41 is regenerated into a solid structure by using an antisolvent.⁷ A large variety of the suitable non-
42 derivatizing and derivatizing dissolution systems have been reported. Non-derivatizing direct
43 dissolution chemistries such as cupro, NMMO·H₂O, and ILs are attractive since they do not alter
44 the chemistry of cellulose, maintaining the excellent biodegradability of pure cellulose.⁸⁻¹⁰ The
45 most common process used to produce regenerated cellulose films is the cellophane process,
46 where cellulose is regenerated from cellulose xanthate ("viscose") by dilute sulfuric acid; but
47 greener alternatives such as novel ILs have been proposed.^{11,12} These regenerated films have
48 excellent mechanical properties, and due to their pure cellulose structure they maintain the
49 natural hydrophilicity of cellulose. Recent developments have targeted combining regenerated
50 cellulose with intact cellulose fibres to manufacture high-performance all-cellulose materials.^{13,14}
51 With this concept, no additives or coatings are required to achieve excellent mechanical
52 properties both in a dry and wet state, which is combined with good barrier properties and
53 excellent biodegradability.

54 All-cellulose materials can be made by using composite or partial dissolution approaches.¹³ In the
55 composite approach, cellulose fibres are embedded into a cellulose matrix, which is cast into the
56 required shape, typically into a film. Comparatively, in partial dissolution, the premade paper is
57 "chemically welded" by dissolving a thin layer on the fibre surface, allowing the fibre surfaces
58 fuse together after regeneration. This approach has earlier been utilized with *N*-
59 methylmorpholine-*N*-oxide (NMMO)¹⁵, LiCl/DMAc¹⁶, NaOH-urea¹⁷, and ionic liquids¹⁸. In these

60 studies, pre-made paper sheets were directly immersed into the active dissolution solutions. The
61 drawback of this approach is that if the cellulose solvent is viscous, dissolution mostly takes place
62 only on the surfaces of the paper. We have shown that NMMO diluted with methanol can be
63 utilized to more controllably “chemically weld” cellulose nanofibrils (CNF) film when the paper is
64 first impregnated with NMMO in methanol, the methanol is evaporated off and the NMMO is
65 activated with a hot calender.¹⁹ The methanol for dilution has four functions: to lower the
66 viscosity of cellulose solvent, to prevent dissolution of cellulose during the impregnation, to swell
67 the paper structure in order to ease the permeation of the paper with the cellulose solvent, and
68 to control the quantity of the active solvent added. The severity of the partial dissolution
69 treatment can be controlled by the concentration of the cellulose solvent, treatment time and
70 heat activation temperature. ILs have a special role in the preparation of all-lignocellulose
71 material due to their claimed ability to dissolve all components of wood including cellulose,
72 hemicellulose, lignin and even wood.²⁰ As an example, partial dissolution with 1-butyl-3-
73 methylimidazolium chloride ([BMIM]Cl) has been utilized to produce an all-wood-fibre composite
74 from hinoki wood.²¹ In the same study, cotton fabric was also transformed into a solid all-
75 cellulose material. Havershals et al. studied the “chemical welding” of hemp and cotton yarns
76 with [EMIM]OAc.²² In that study, the yarns were placed in hot IL and then purified in water. The
77 treatment causes gluing of the surface of yarns, and the toughness of the yarn was significantly
78 increased. However, the authors present no industrially applicable conversion methods or
79 attractive specified product applications.

80 In this study, pre-made paper sheets were treated with 1-ethyl-3-methylimidazolium acetate
81 ([EMIM]OAc) diluted by water, followed by heat activation of the solvent in the oven. After

82 activation, the IL was removed from the paper by washing with water, and then the sheets were
83 dried in an oven. Precipitation of the dissolved cellulose resulted in a fusion of the fibres of paper
84 into a solid, uniform, high wet- and dry-strength material, with properties similar to thermoset
85 plastics.

86 **EXPERIMENTAL**

87 **MATERIALS**

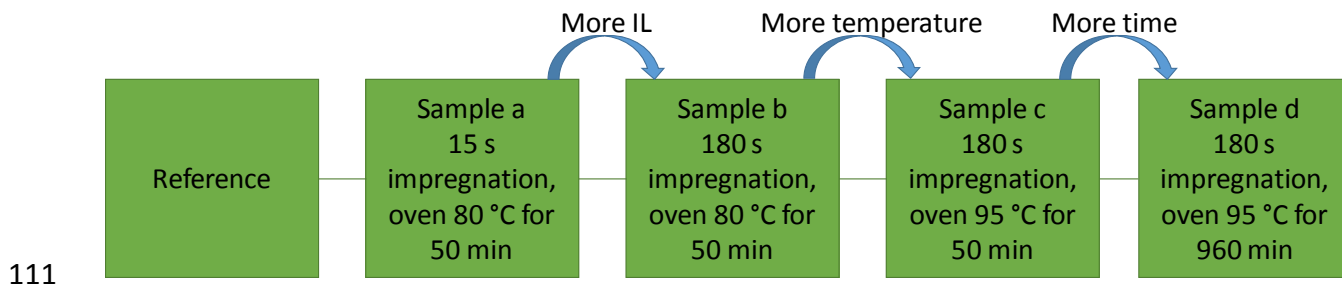
88 Bleached pine kraft pulp was obtained from a Finnish pulp mill. Laboratory handsheets (size 150
89 x 150 mm²) with 100 g/m² (relative humidity (RH) 50%) grammage were prepared according to
90 ISO standard 5269-1:05. 1-Ethyl-3-methylimidazolium acetate ([EMIM]OAc, purity 95%) was
91 purchased from IoLiTec GmbH, Heilbronn, Germany. All other chemicals used in the study were
92 of analytical grade. All water used in the study was purified with a Milli-Q device.

93 **METHODS**

94 **Partial dissolution of paper sheets by ionic liquid**

95 Partial dissolution of handsheets was carried out with 1-ethyl-3-methylimidazolium acetate
96 ([EMIM]OAc). [EMIM]OAc was diluted with water to 75 wt-% concentration before the
97 treatment. Dry paper sheets were dipped into the [EMIM]OAc solution either for 15 s or for 3
98 min to change the absorbed volume of [EMIM]OAc-water in the paper sheet. Keeping the sheet
99 in the solution for more than 3 minutes significantly weakened the paper sheet, leading to
100 handling issues. Impregnated paper sheets were placed on a plate covered by aluminium foil and
101 heated in the oven, where water quickly evaporated and the fibres then partially dissolved. A

102 series of samples (Figure 1) were prepared with varying oven temperatures and treatment times:
103 (a) a reference without any treatment; (b) 15 s impregnation, oven 80 °C, treatment time of 50
104 min; (c) 3 min impregnation, 80 °C, 50 min; (d) 3 min impregnation, 95 °C, 50 min; (e) 3 min
105 impregnation, 95 °C, 16 h. The heat-treated paper sheets carrying [EMIM]OAc on aluminium foil
106 were then placed into water. Water was changed four times to wash out completely all the
107 remaining ionic liquid. Aluminium foil was carefully peeled from the treated sheet after the first
108 rinsing. The rinsed sheets were then wet-pressed at 3.5 bar for 5 minutes (ISO 5269-1:05) and
109 dried with a L&W Rapid Dryer (ABB Ab / Lorentzen & Wettre) at 135 °C for 5 minutes. Dried sheets
110 were stored at the standard thermo- and hygostated conditions of 23 °C and 50% RH.



112 *Figure 1. Optimization scheme for a partial dissolution process with [EMIM]OAc-water. The impregnation*
113 *and heat activation conditions are shown in the boxes. The arrows on the boxes show the optimization*
114 *steps.*

115 **Viscosity of aqueous IL solutions**

116 The shear viscosity of IL-water solutions at concentrations of 100%, 90%, 75% and 50% were
117 measured using a rotational rheometer (Anton Paar Rheometer MCR301) with TruGap™
118 measurement geometry. The sample was placed between a fixed bottom plate and a moving
119 upper cone with the gap at 0.051 mm. The upper cone geometry was CP50-2, i.e. diameter 50
120 mm and cone angle 2°. Temperature was precisely controlled at 23 °C. Viscosity was measured
121 at three shear rates: 10, 100, and 500 1/s.

122 **Microscopy analyses**

123 Scanning electron microscopy (SEM) imaging was carried out with a Merlin Field Emission (FE)-
124 SEM (Carl Zeiss NTS GmbH, Germany) with applied gold sputter coatings (30 mA, 30 s). The
125 electron gun voltage was a constant 3 kV with a grid current of 60 pA. The pixel resolution was
126 2048 x 1536.

127 **Chemical analyses of IL-treated papers by solid state ^{13}C CP/MAS NMR spectrometry**

128 Changes in the crystallinity of the wood fibres after [EMIM]OAc treatment were characterized by
129 using a ^{13}C cross polarization magic angle spinning (CP-MAS) NMR spectrometer (Bruker AVANCE-
130 III 400 MHz, Bruker BioSpin, Germany). For all samples, 20,000 scans were collected using an 8
131 kHz spinning frequency, 2-ms contact time, and a 5-second delay between pulses.

132 **Mechanical properties of “chemically welded” papers**

133 The apparent bulk density of the paper sheets with and without IL treatment was measured in
134 accordance with ISO 5270:12, ISO 534:05. Gurley air resistance was measured in accordance with
135 ISO 5270:12, ISO 5636-5:13. Tensile strength, tensile index, stretch at break, tensile energy
136 absorption, TEA index, and tensile stiffness were measured in accordance with ISO 5270:12, ISO
137 1924-2:08. Tear strength was measured in accordance with ISO 5270:12, ISO 1974:12. Internal
138 bonding strength (Scott bond) was measured in accordance with TAPPI T569:00. Wet tensile
139 strength was measured at 10 min and 24 h immersion times in accordance with ISO 3781:11,
140 SCAN-P 20:95.

141 **Barrier properties**

142 **Air permeabilities** of the samples were investigated using an L&W Air Permeance Tester, in
143 accordance with ISO 5636-3:2013(E) Part 3: Bendtsen method. Measurements were repeated at
144 least five times.

145 **Water vapour permeabilities** of the samples were determined gravimetrically using a modified
146 ASTM-E-96B procedure "wet cup method". Samples with a test area of 30 cm² were mounted on
147 circular aluminium cups (68-3000 Vapometer EZ-Cups; Thwing-Albert Instrument Company)
148 containing distilled water (100% RH). The cups were stored in test conditions of 23 °C and 50%
149 RH and weighed periodically until a constant rate of weight reduction was attained. Two parallel
150 measurements were carried out. Results were normalized by the film thickness (in µm).

151 **Oxygen permeabilities** through the films were determined according to standard ASTM D3985
152 using an Oxygen Permeation Analyser Model 8001 (Systech Instruments Ltd, UK). Tests were
153 carried out at 23 °C and 0% and 80% RH using 100% oxygen as a test gas. Two parallel
154 measurements were carried out. Results were normalized by the film thickness (in µm).

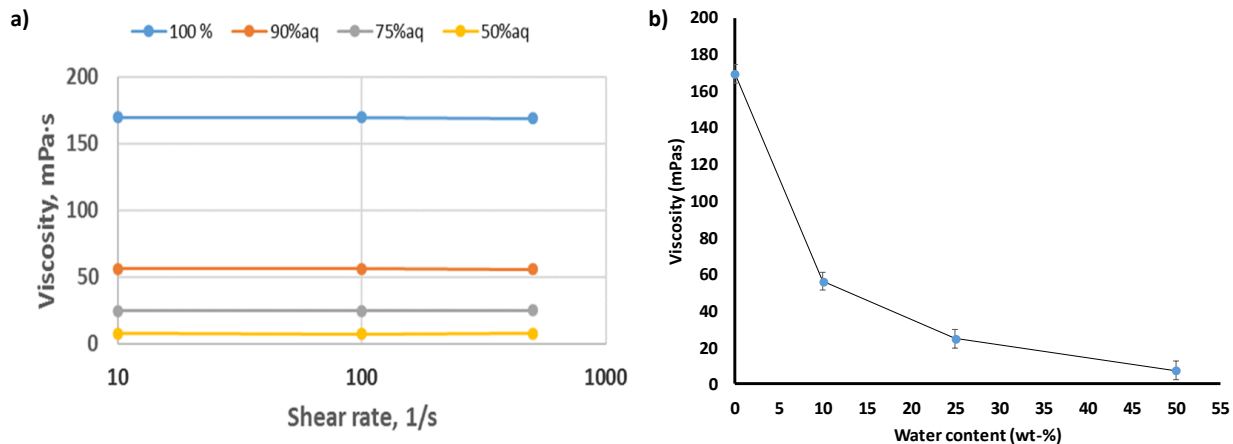
155 **Grease barrier properties** were evaluated according to the method reported by Vähä-Nissi
156 (2016). The paper sheets with the size of 50 mm x 50 mm were placed on a transparent glass
157 plate. The sample (same size) was put on it. A circular blotting paper (diameter 30 mm) was
158 further put on the sample, and 200 µl of "Oil Red O" (1-([4-(xylylazo)xylyl]azo)-2-naphthol, 1-[2,5-
159 dimethyl-4-(2,5-dimethylphenylazo)phenylazo]-2-naphthol, Solvent Red 27, Sigma-Aldrich) dyed
160 oil was pipetted onto the blotting paper. Then a 50-g weight (diameter 30 mm) was placed onto
161 the blotting paper. Penetration of grease through the sample was detected by an image scanner
162 (300 dpi, 24-bit colour) through the glass plate. 5 parallel measurements were carried out for 148
163 h with periodic image scanning.

164

165 **RESULTS**

166 **Processing paper sheets with aqueous IL solution**

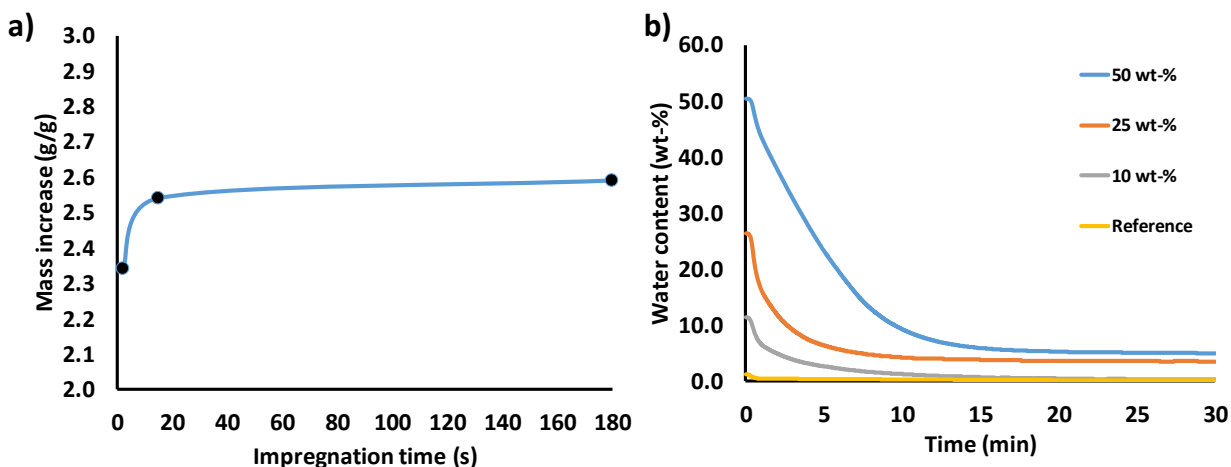
167 The paper samples were treated with the IL-water solution before heat activation in an oven. The
168 role of the water in IL was to decrease the viscosity of the IL and swell paper so that the IL can
169 better penetrate into its structure. Pure [EMIM]OAc with and without added water behaved as a
170 Newtonian fluid without the shear rate response (Figure 2a). The viscosity of the pure [EMIM]OAc
171 was 169.5 mPa·s (Figure 2b). When a 10 wt-% of water (water in IL mole ratio 1.1) was added,
172 the viscosity decreased to 56.1 mPa·s. The higher water content, 25 (mole ratio 3.2) and 50 (mole
173 ratio 10) wt-%, further decreased the viscosity value to 24.8 and 7.4 mPa·s, respectively. This
174 explains that with a small water addition, the viscosity of [EMIM]OAc can be drastically
175 decreased, easing processing. The observed viscosity decrease as a function of added water
176 content was the same as reported earlier.²³ The viscosity of the pure [EMIM]OAc has also a strong
177 temperature dependence. However, if the temperature is used to decrease the viscosity of IL,
178 the dissolution reaction propagates simultaneously.²⁰ In this study, we did not investigate
179 temperature dependence, because the aim of our procedure was to prevent dissolution during
180 the impregnation phase in order to enhance the controllability of the treatment process.



181

182 *Figure 2. a) Viscosity of [EMIM]OAc with and without water as a function of shear rate at 20 °C. b) Viscosity*
 183 *of [EMIM]OAc as a function of water content.*

184 The amount of [EMIM]OAc in the paper could be controlled with the dilution of the IL and the
 185 impregnation time. The mass increase of the paper sheets during impregnation with a 75 w-%
 186 [EMIM]OAc solution was estimated gravimetrically (Figure 3a). The impregnation process of the
 187 paper is rapid, and the plateau was reached after 30 s impregnation time. After 15 s the mass
 188 increase was approximately 2.5 g/g. After 30 s the mass did not significantly increase. From the
 189 processability point of view, this is good because the treatment time is short. In this, the process
 190 is analogous to surface sizing and chemical impregnation, which are common processes used in
 191 the paper industry to enhance the permanence of paper.²⁴ Besides IL concentration, the
 192 impregnation rate is influenced by the type of the cellulose fibres used and paper density.




193

194 *Figure 3. a) Liquid uptake of the paper sheet as a function of time. b) Evaporation of the water from the*
 195 *paper sheet treated with [EMIM]OAc-water solution with a water content range of 0–50 wt-% as a function*
 196 *of heating time. Temperature was set to 95 °C.*

197 Water prevents the dissolution of cellulose by [EMIM]OAc. However, [EMIM]OAc is a special case
 198 among ionic liquids because it can tolerate water: it can dissolve microcrystalline cellulose (MCC)
 199 with water contents as high as 15 w-%.²⁵ Water tolerance is desirable for a cellulose solvent,
 200 because water can be tightly bound to the IL and be difficult to completely remove by
 201 evaporation at atmospheric pressure.²⁶ The rate of water evaporation from [EMIM]OAc at 95 °C
 202 was estimated with a gravimetric moisture analyser at water contents of 0, 10, 25, 50 wt-%
 203 (Figure 3b). For 25 m-% and above, mass loss was exponential, while for 50 m-%, it was partially
 204 linear. A plateau below 10 m-%, sufficiently low to dissolve cellulose, was reached in all cases
 205 after a 15-min heating time. Partial dissolution and diffusion of cellulose molecules begins only
 206 after evaporation is complete. This quantitative result confirms the visual observation that water
 207 is quickly evaporated from the tested paper samples in the oven.

208 **Partial dissolution of paper with the IL-water system**

209 The procedure used caused a controlled transformation of paper to permanent solid structures
210 (Figure 4). Visually, when treatment conditions were more severe, the transparency of the paper
211 increased. The sample treated with the mildest treatment (Sample a, Figure 1) still had a paper-
212 like feel and appearance (Figure 4b), but when the impregnated amount of the IL-water was
213 increased at a constant heating temperature (sample b), the transparency of paper increased
214 significantly (Figure 4c). In the most severe treatment conditions (samples c and d), paper
215 achieves a fully transparent structure (Figure 4d and e), and these samples resemble plastic films.
216 Moreover, the paper shrinks during treatment and drying, causing a remarkable increase of the
217 apparent density of paper samples as a function treatment severity (Table 1). The evaporation of
218 the water from the film structure causes the compaction of the film, which leads also to the
219 vanishing of the pores and voids when the fibrillar structure is lost.²⁷ The apparent sheet density
220 of the samples increases from $557 \pm 16 \text{ kg/m}^3$ (reference) up to $1192 \pm 167 \text{ kg/m}^3$ (sample 4), and
221 simultaneously the paper is transformed into transparent film. The IL treatment of paper with
222 [BMIM]Cl has been studied earlier elsewhere.²⁸ In the given study the paper sheets were treated
223 by direct immersion in hot [BMIM]Cl. This treatment resulted in only a change of visual
224 appearance because only the surface of the paper was treated.



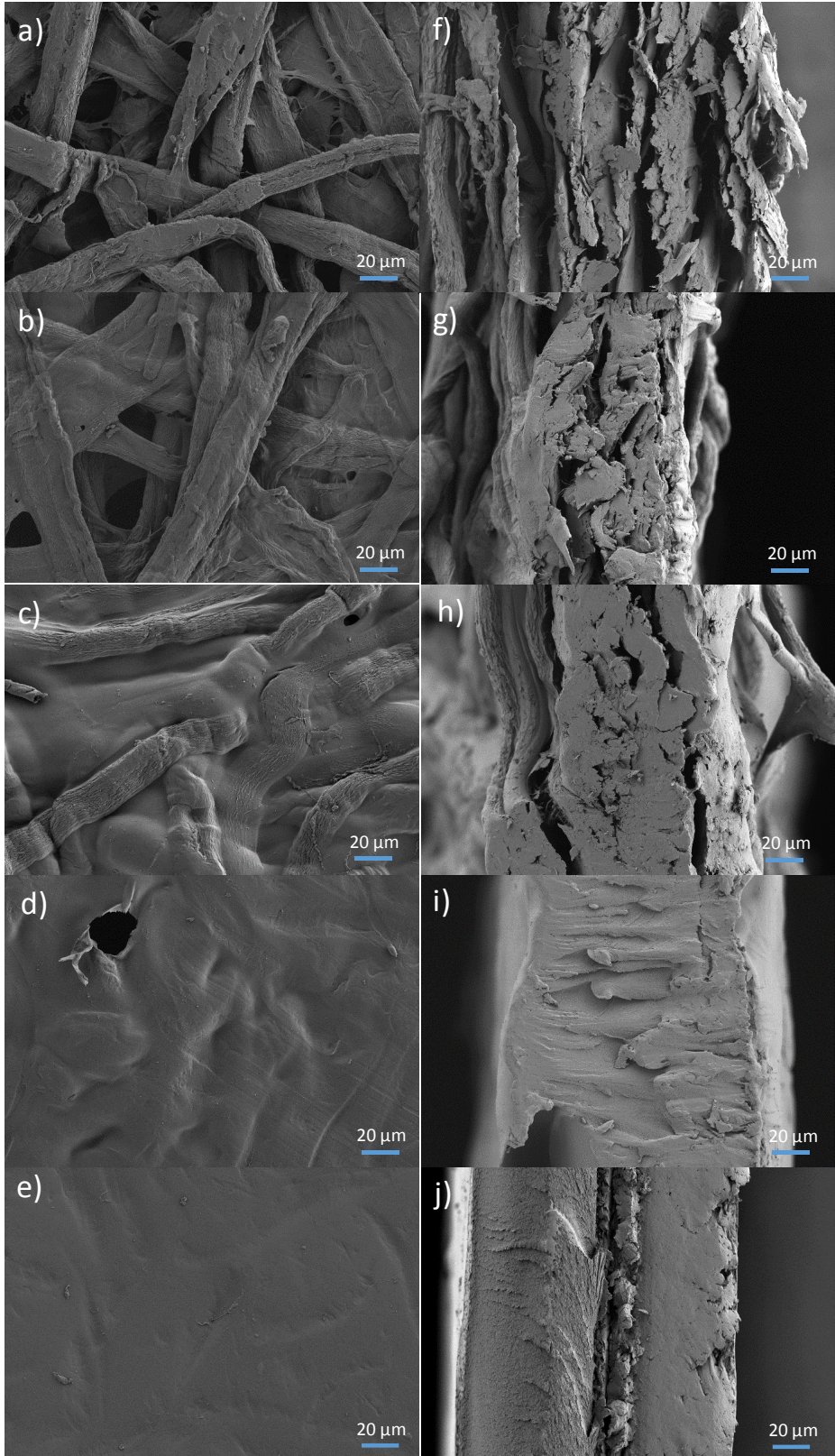
225

226 *Figure 4. Series of ionic liquid-treated sheets in dry state: (a) Original handsheet; (b) Sample a;*
227 *(c) Sample b; (d) Sample c; and (e) Sample d.*

228

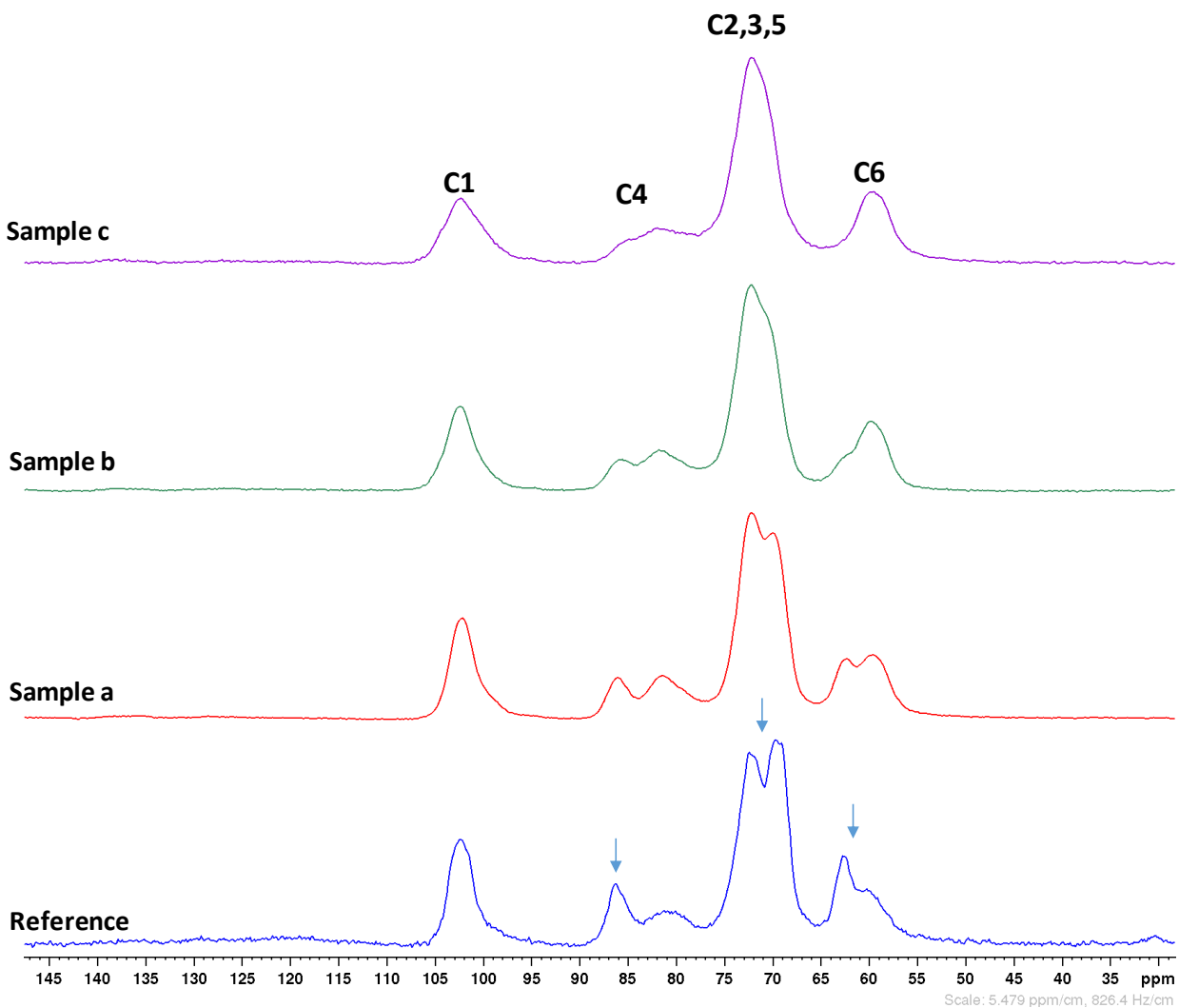
229 In scanning electron microscopy (SEM), the reference sample shows a fibre structure typical for
230 regular paper (Figure 5a). Already the mildest IL treatment (sample a) caused the fibres to bind
231 together tightly (Figure 5b). When the volume of the IL in the paper was increased with a longer
232 impregnation time (sample b), the structure of the fibre was loosened and fibres were mobilized
233 (Figure 5c). A higher activation temperature (sample c) caused the partial dissolution of the
234 fibres, and they were embedded into a regenerated cellulose matrix (Figure 5d). The sample
235 contained also some air bubbles that were mostly formed by the evaporation of the water. Heat
236 activation overnight, for 960 min (sample d), caused full dissolution of the paper's fibrillar
237 structure (Figure 5e). Cross-sectional images verify the same observations (Figure 5f-j). With this

238 long treatment time, the dissolved cellulose on the fibre surface had enough time to diffuse and
239 flow into a solid shape. Mild treatments retained the fibre structure mostly intact (sample a and
240 b), but in severe treatment conditions (sample c and d), the transparency of the paper was
241 increased and the fibrillar structure vanished.



243 *Figure 5. Scanning electron microscopy (SEM) images of surface and cross-section of the IL-treated sheets.*
244 *a,f) Reference paper, b,g) sample a, c,h) sample b, c,h) sample c, d,i) sample d, and e,j) sample e.*

245 ¹³C CP/MAS NMR spectroscopy is an established tool used to distinguish between cellulose I and
246 II polymorphs. ²⁹³⁰ As expected, the reference paper consisted of crystalline cellulose I and non-
247 crystalline cellulose. After the mildest treatment (sample a), small changes in the NMR spectrum
248 were observed indicating the formation of cellulose II (C6 moved to lower chemical shift) and loss
249 of cellulose I structure (a decrease in the intensity of the crystalline C4 peak). In sample b, the
250 change from the cellulose I to the cellulose II crystalline form was more drastic, but clearly there
251 was still some cellulose I signal left. In the spectrum of sample c, the cellulose I signal vanished
252 and was entirely replaced by the cellulose II signal. Treatment of wood pulp with *N*-methyl
253 morpholine-*N*-oxide (NMMO) has been studied earlier,³¹ and similar changes in the NMR
254 spectrum were observed. The NMR results are in accordance with the visual (Figure 4) and SEM
255 (Figure 5) characterizations: the paper became transparent, and simultaneously the fibrillar
256 structure of the paper partially dissolved.



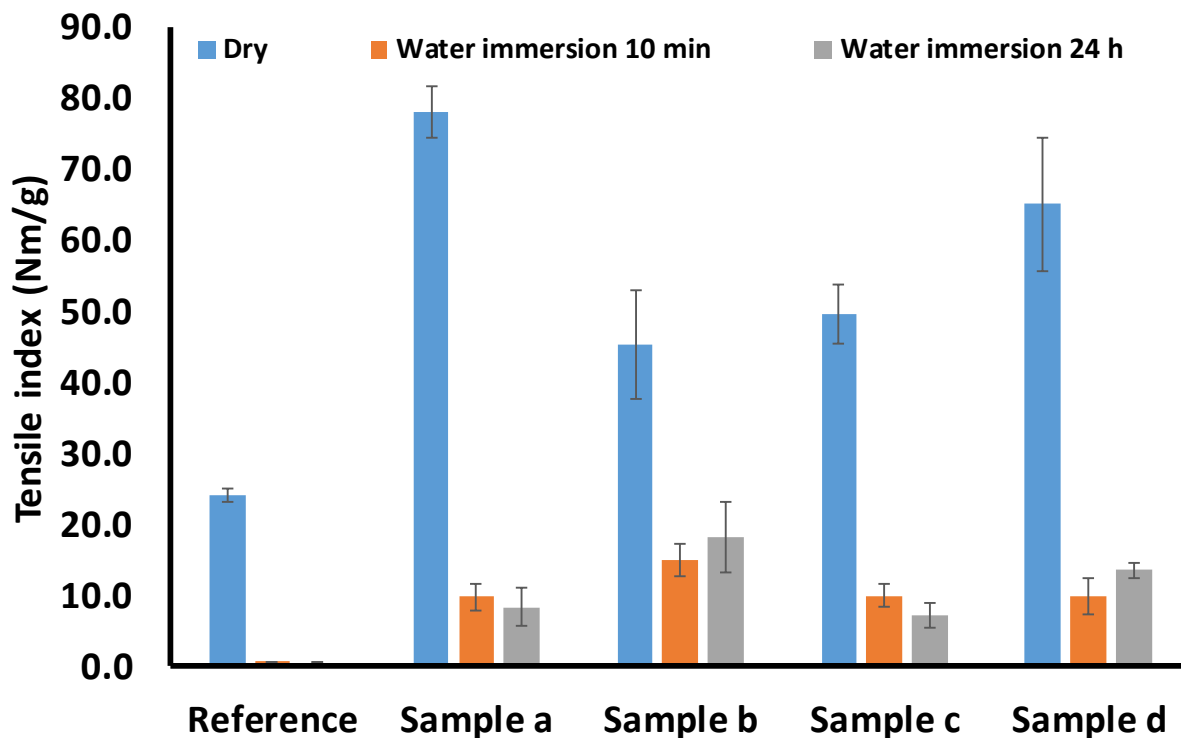
257

258 *Figure 6. ¹³C CP/MAS NMR spectra of paper before and after treatment with the “chemical welding”*
 259 *procedure. The arrows above the reference spectrum indicate the regions where the main changes took*
 260 *place.*

261 **Mechanical properties of “chemically welded” paper sheets**

262 The prepared samples were studied in detail with typical paper characterization methods (Table
 263 1). The IL treatment significantly increased the mechanical strength of paper. With the mildest
 264 treatment conditions (sample a), the dry tensile index value more than tripled from 24.1 ± 0.8 to
 265 78.1 ± 3.6 Nm/g (Figure 7). When more IL and a higher heat activation temperature was used
 266 (samples b, c, and d), the tensile index was slightly lower compared to that of sample a. However,

267 this is only an apparent decrease because in the definition of the tensile index, the force is
268 normalized with the grammage of the paper, which increased. The wet strength of the paper was
269 drastically increased already with the mildest treatment conditions (sample 2, wet strength 8.36
270 ± 2.59 Nm/g, 24-hour immersion in water). The highest wet strength values (18.23 ± 4.97 Nm/g)
271 were achieved with sample b. The transparent samples (sample c and d) had slightly lower wet
272 strength values. The wet tensile strength retention of sample a was 10%, and with more severe
273 treatment conditions (samples b and d), it increased to above 20%. Sample c had a somewhat
274 lower wet strength retention of 15%, which was mostly caused by the pores left behind by air
275 bubbles formed during heat activation, as seen in SEM images (Figure 5d). The wet strength
276 retention of 20% is comparable to the value reported for regenerated cellulose films made from
277 cotton linters by dissolution to and regeneration from NaOH/urea.³² The wet strength is
278 increased by the fusion of the fibre surfaces, forming a similar structure as seen in regenerated
279 cellulose films. Earlier, paper has also been treated with undiluted molten [BMIM]Cl, resulting in
280 the dry and wet strength values of 2.8 and 0.38 kN/m, respectively.²⁸ The values found in this this
281 study (sample b 8.21 and 0.88 kN/m, respectively) were significantly higher. Direct dipping in
282 pure IL mostly affects the surface of the paper, whereas dilution followed by cosolvent
283 evaporation causes a more even fusion of fibre surfaces, because the IL can be transported evenly
284 through the paper structure. This explains why both wet- and dry-strength properties were
285 significantly increased.



286
 287 *Figure 7. Tensile index (tensile strength normalized by grammage) of the IL-treated sheets measured dry,*
 288 *after 10 min, and after 24-h water immersion.*

289 Considering all the mechanical strength data (Table 1), we can conclude that the IL treatment
 290 increased the toughness of the paper significantly. This can be seen in the significant increases in
 291 the TEA index, the modulus of elasticity, and Scott bond values. However, the IL treatment does
 292 not increase the tear index of paper. Analogously, kraft pulp beating results in a paper with a
 293 denser structure and a higher tensile strength, but lower tear strength.⁵

294
 295
 296
 297

298 *Table 1. Mechanical properties of the IL-treated sheets.*

	Reference	Samples			
		a	b	c	d
Grammage, g/m ²	96	105	118	211	161
Single sheet thickness, μm	173 ± 5	174 ± 12	187 ± 10	214 ± 18	135 ± 19
Apparent sheet density, kg/m ³	557 ± 16	603 ± 40	631 ± 33	988 ± 83	1192 ± 167
Bulk, cm ³ /g	1.80 ± 0.05	1.66 ± 0.11	1.58 ± 0.08	1.01 ± 0.08	0.84 ± 0.12
Air permeance (Bendtsen), ml/min	3880 ± 197	5720 ± 828	43.3 ± 54.3	7.6 ± 0.3	0.265 ± 0.000
Tensile index, Nm/g	24.1 ± 0.8	78.1 ± 3.6	45.4 ± 7.6	49.7 ± 4.2	65.1 ± 9.5
Stretch at break, %	4.2 ± 0.6	9.2 ± 0.7	4.7 ± 1.3	5.6 ± 2.6	12.0 ± 6.6
Tensile energy absorption (TEA) index, J/g	0.79 ± 0.13	4.90 ± 0.54	1.63 ± 0.70	2.20 ± 1.35	6.83 ± 4.63
Tensile stiffness index, kNm/g	2.62 ± 0.12	3.65 ± 0.16	2.66 ± 0.35	2.55 ± 0.26	2.72 ± 0.27
Modulus of elasticity, N/mm ²	1457 ± 69	2200 ± 98	1678 ± 222	2516 ± 259	3244 ± 325
Tensile index after immersion in water, (10 min), Nm/g	0.68 ± 0.06	9.84 ± 1.90	14.91 ± 2.28	9.98 ± 1.57	9.82 ± 2.57
Tensile index after immersion in water, (24 h), Nm/g	0.56 ± 0.06	8.36 ± 2.59	18.23 ± 4.97	7.25 ± 1.68	13.52 ± 1.18
Tear index, mNm ² /g	12.9 ± 2.9	11.1 ± 1.9	7.9 ± 0.7	14.7 ± 0.8	3.1 ± 2.3
Internal bonding strength (Scott bond), J/m ²	121 ± 10	>1996	>1996	>1996	>1996

299

300 **Barrier properties of the IL-treated papers**

301 Paper is one of the most common packaging materials, but it cannot fully replace plastic film
 302 materials due to its low water resistance and oxygen permeability. Thus, we tested if our
 303 “chemically welded” paper could have better barrier properties. For our samples, the air
 304 permeabilities were: reference (3880 ml/min), samples a (5720 ml/min), b (43.3 ml/min), c (7.6
 305 ml/min), and d (0.265 ml/min). For the detailed water vapour and oxygen permeability and
 306 grease barrier characterizations, we selected sample d. As a reference, we measured commercial
 307 cellophane and LDPE films. The “chemically welded” paper (sample d) has a rather high water
 308 vapour permeability when compared to the commercial materials tested (Table 2). Cellulose is a
 309 hygroscopic material, which explains why also cellophane shows a rather high water permeability
 310 value compared to LDPE. The oxygen permeability of sample d was significantly lower compared
 311 to commercial references. In the grease barrier test of sample d, the grease did not leak through
 312 the sample at all. In summary, the IL-treated paper has good oxygen and grease barrier
 313 properties, but it transmits water vapour significantly. Therefore, it may be used in applications

314 in packaging where a water-resistant material with good oxygen barrier properties is required,
 315 but a water vapour barrier is not required.³³ Furthermore, as an additional benefit, as an all-
 316 cellulose structure that is fully biodegradable, the accumulation of the prepared all-cellulose
 317 material in nature is prevented.

318 *Table 2. Water vapour permeability (100/50% RH) and oxygen permeability at 0% RH and 80% RH of the*
 319 *IL-treated paper (sample d). Commercial cellophane and polyethylene (LDPE) are measured for reference.*

	Water vapour permeability, 23 °C, (g x μm/m ² x day x kPa)	Oxygen permeability, 23 °C, cc x μm/m ² x day x kPa	Oxygen permeability, 23 °C, cc x μm/m ² x day x kPa	Grease permeability through the sample
Sample d	51842 ± 3141	<0.01	5.1 ± 1	None
Cellophane	12553 ± 71	<0.01	69 ± 1	Na.
Polyethylene (LDPE)	42 ± 4	2180 ± 10	2180 ± 20	Na.

320

321 **CONCLUSIONS**

322 In this study, we investigated the “chemical welding” of paper by IL by using a two-step process
 323 where the IL is transported into the paper structure with water. Dissolution is achieved by heat
 324 activation where water evaporates and fibre surfaces are dissolved in the IL. The solvated
 325 cellulose can diffuse as a liquid, embedding the still undissolved parts of fibres into a matrix of
 326 regenerated cellulose. We conducted a full set of industry-standard paper tests to evaluate the
 327 industrially relevant properties of the material. Both the dry and the wet strength of the paper
 328 structure is improved. The treatment conditions can be adjusted to produce paper-like materials
 329 or regenerated cellulose films. The most severe conditions produce films that are fully
 330 transparent and have excellent oxygen and grease barrier properties. As an all-cellulose
 331 composite, the “chemically welded paper” can be a biodegradable alternative to fossil fuel-based
 332 plastics in applications that can accommodate its high water vapour permeability.

333 **ACKNOWLEDGEMENTS**

334 This study was carried out in the CellFi (Conversion of cellulose to plastic) project funded by
335 Business Finland and Finnish industries companies (Metsä Fibre Ltd, Metsä Board Ltd, Stora Enso
336 Ltd, FL Pipe Ltd, Pölkky Ltd, and Versoul Ltd). Mika Vähä-Nissi is acknowledged for his comments
337 on the barrier measurements, Heikki Pajari is thanked for performing viscosity analyses, and
338 Tommi Virtanen is thanked for performing the NMR analyses. Professor Ilkka Kilpeläinen
339 (University of Helsinki) is thanked for active participation in the CellFi project.

340 **AUTHOR INFORMATION**

341 **Corresponding Author**

- 342 • Dr. Hannes Orelma, VTT Technical Research Centre of Finland, FI-02044, Espoo, Finland.

343 Email address: hannes.orelma(at)vtt.fi

344 **Author Contributions**

345 The manuscript was written through contributions of all the authors. All authors have given approval to the final version of the
346 manuscript.

347

348

349

350

351

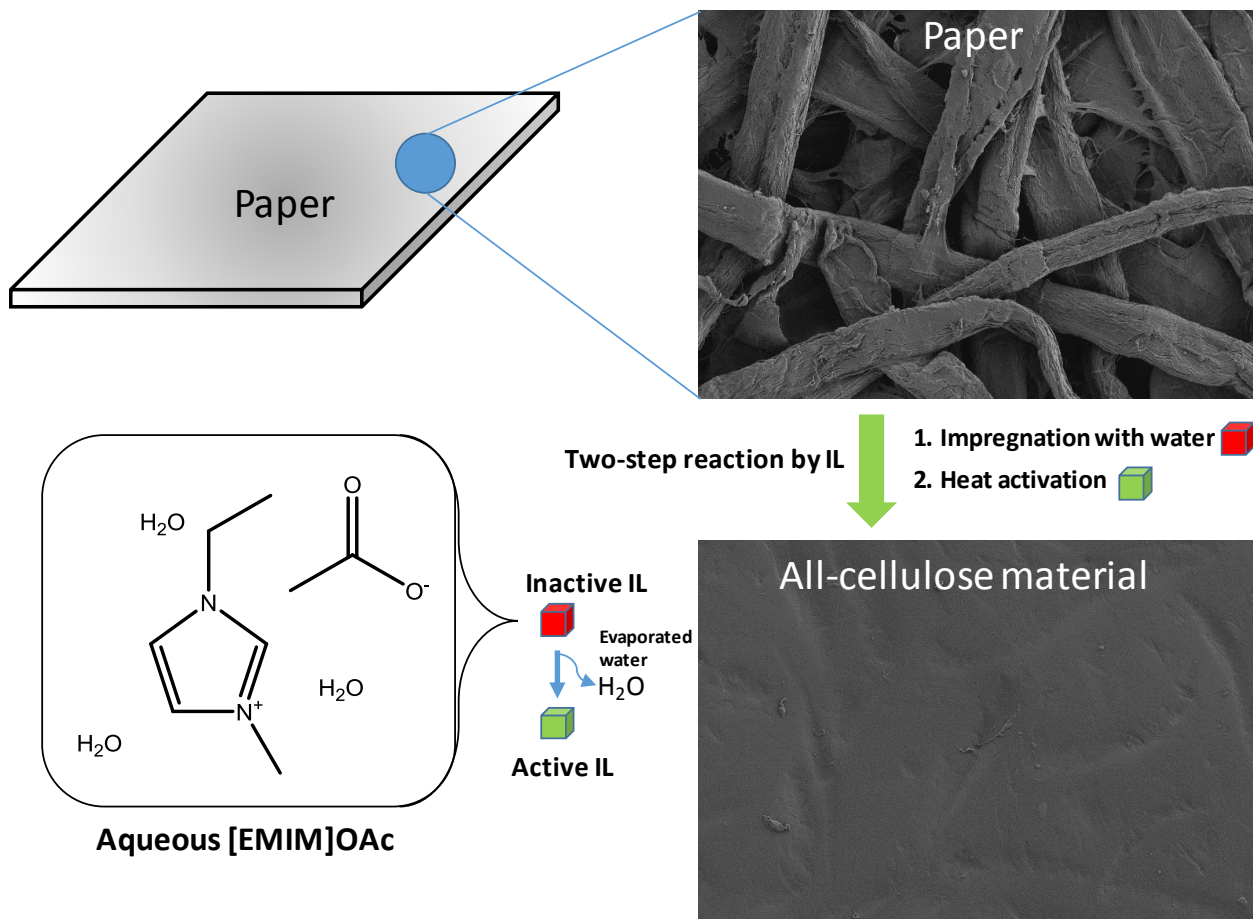
352

353 **REFERENCES**

- 354 (1) da Cruz, N. F.; Ferreira, S.; Cabral, M.; Simões, P.; Marques, R. C. *Waste Manag.* **2014**, *34*
355 (2), 298–308.
- 356 (2) Haward, M. *Nat. Commun.* **2018**, *9* (1), 667.
- 357 (3) Johansson, C.; Bras, J.; Mondragon, I.; Nechita, P.; Plackett, D.; Simon, P.; Svetec, D. G.;
358 Virtanen, S.; Baschetti, M. G.; Breen, C. *BioResources* **2012**, *7* (2), 2506–2552.
- 359 (4) Sjöström, E. *Wood Chemistry: Fundamentals and Applications*; Academic Press: San Diego,
360 1993.
- 361 (5) Lindström, T.; Wågberg, L.; Larsson, T. In *13th fundamental research symposium*; The Pulp
362 and Paper Fundamental Research Society Cambridge, UK, 2005; Vol. 1, pp 457–562.
- 363 (6) Fink, H.-P.; Weigel, P.; Purz, H. .; Ganster, J. *Prog. Polym. Sci.* **2001**, *26* (9), 1473–1524.
- 364 (7) Klemm, D. *Comprehensive cellulose chemistry. Volume 1, Fundamentals and analytical*
365 *methods*; Wiley-VCH: Weinheim, 1998.
- 366 (8) Eichhorn, S. J.; Dufresne, A.; Aranguren, M.; Marcovich, N. E.; Capadona, J. R.; Rowan, S.
367 J.; Weder, C.; Thielemans, W.; Roman, M.; Renneckar, S.; Gindl, W.; Veigel, S.; Keckes, J.;
368 Yano, H.; Abe, K.; Nogi, M.; Nakagaito, A. N.; Mangalam, A.; Simonsen, J.; Benight, A. S.;
369 Bismarck, A.; Berglund, L. A.; Peijs, T. *J. Mater. Sci.* **2010**, *45* (1), 1–33.
- 370 (9) Simon, J.; Müller, H. P.; Koch, R.; Müller, V. *Polym. Degrad. Stab.* **1998**, *59* (1), 107–115.
- 371 (10) Liebert, T. In *Cellulose Solvents: For Analysis, Shaping and Chemical Modification*; ACS

- 372 Symposium Series; American Chemical Society, 2010; Vol. 1033, pp 1–3.
- 373 (11) Hao, W.; Chen, Z.; Wang, J.; Liu, X. *Anal.Lett.* **2004**, *37* (7), 1319–1338.
- 374 (12) Paunonen, S. *BioResources* **2013**, *8* (2), 3098–3121.
- 375 (13) Huber, T.; Müssig, J.; Curnow, O.; Pang, S.; Bickerton, S.; Staiger, M. P. *J. Mater. Sci.* **2011**,
376 *47* (3), 1171–1186.
- 377 (14) Eichhorn, S. J.; Baillie, C. A.; Zafeiropoulos, N.; Mwaikambo, L. Y.; Ansell, M. P.; Dufresne,
378 A.; Entwistle, K. M.; Herrera-Franco, P. J.; Escamilla, G. C.; Groom, L.; Hughes, M.; Hill, C.;
379 Rials, T. G.; Wild, P. M. *J. Mater. Sci.* **2001**, *36* (9), 2107–2131.
- 380 (15) Johnson, D. L. *U.S. US3447956A* **1969**, No. US3447956A, 3 pp.
- 381 (16) Nishino, T.; Arimoto, N. *Biomacromolecules* **2007**, *8* (9), 2712–2716.
- 382 (17) Atalla, R. H.; Vanderhart, D. L. *Science (80-.)*. **1984**, *223* (4633), 283–285.
- 383 (18) Graenacher, C. *Pat. US1943176* **1934**, No. US1943176.
- 384 (19) Orelma, H.; Korpela, A.; Kunnari, V.; Harlin, A.; Suurnäkki, A. *Cellulose* **2017**, 1–14.
- 385 (20) Kilpeläinen, I.; Xie, H.; King, A.; Granstrom, M.; Heikkinen, S.; Argyropoulos, D. S. *J. Agric.*
386 *Food Chem.* **2007**, *55* (22), 9142–9148.
- 387 (21) Shibata, M.; Teramoto, N.; Nakamura, T.; Saitoh, Y. *Carbohydr. Polym.* **2013**, *98* (2), 1532–
388 1539.
- 389 (22) M., H. L.; Matthew, R. W.; C., D. L. H.; C., T. P. *Macromol. Mater. Eng.* **2010**, *295* (5), 425–
390 430.

- 391 (23) Quijada-Maldonado, E.; van der Boogaart, S.; Lijbers, J. H.; Meindersma, G. W.; de Haan,
392 A. B. *J. Chem. Thermodyn.* **2012**, *51*, 51–58.
- 393 (24) Gurnagul, N.; Howard, R. C.; Zou, X.; Uesaka, T.; Page, D. H. *J. Pulp Pap. Sci.* **1993**, *19*, J160–
394 J160.
- 395 (25) Tan, X.; Li, X.; Chen, L.; Xie, F. *Phys. Chem. Chem. Phys.* **2016**, *18* (39), 27584–27593.
- 396 (26) Cammarata, L.; Kazarian, S. G.; Salter, P. A.; Welton, T. *Phys. Chem. Chem. Phys.* **2001**, *3*
397 (23), 5192–5200.
- 398 (27) Katekawa, M. E.; Silva, M. A. *Dry. Technol.* **2006**, *24* (1), 5–20.
- 399 (28) Ichiura, H.; Hirose, Y.; Masumoto, M.; Ohtani, Y. *Cellulose* **2017**, *24* (8), 3469–3477.
- 400 (29) Foston, M. *Curr. Opin. Biotechnol.* **2014**, *27*, 176–184.
- 401 (30) Isogai, A.; Usuda, M.; Kato, T.; Uryu, T.; Atalla, R. H. *Macromolecules* **1989**, *22* (7), 3168–
402 3172.
- 403 (31) Virtanen, T.; Maunu, S. L. *Cellulose* **2014**, *21* (1), 153–165.
- 404 (32) Zhang, L.; Ruan, D.; Zhou, J. *Ind. Eng. Chem. Res.* **2001**, *40* (25), 5923–5928.
- 405 (33) Siracusa, V.; Rocculi, P.; Romani, S.; Rosa, M. D. *Trends Food Sci. Technol.* **2008**, *19* (12),
406 634–643.
- 407
- 408



410

411

412

Highlights

- 413 • Two-step partial dissolution reaction with [EMIM]OAc was used to transform paper to
- 414 permanent all-cellulose material.
- 415 • Water was used to ease the penetration of [EMIM]OAc into paper structure.
- 416 • Heat activation enabled IL by evaporating water causing effective dissolution of fibre
- 417 surfaces whose were merged after purification and water evaporation.

- 418
- Method caused even reaction through the cross-section of paper.
- 419
- Treated paper has both high dry and wet strengths, and good barrier properties.
- 420