




An Analysis on the Destination of Law Leavers from Canterbury Christ Church University


RESEARCH TEAM: BEN WATERS, ELLEN GORDON-BOUVIER, KOS SILIAFIS, TOM MORTIMER
STUDENT RESEARCH ASSISTANT: JAMES MOHAJER

Research Rationale and Focus

- League Tables - Law at CCCU ranked very low in terms of employability;
 - Our impression;
 - Understanding Employability in the graduate sense;
 - Our expectations;
 - Methodology and Analysis;
 - Summary of findings and further research
- 

Employability

Research considered:

- What employability is;
 - What are the requirements of employers?
 - To what extent can a Law Degree achieve employability enhancement?
 - Gaps in the literature?
 - Assessment of University League Tables
- 

Guardian League Table Positions – Law

2010

Rating	Name of Institution	Guardian score/100	% Satisfied with teaching	% Satisfied with feedback	Spend per student (FTE)	Student: staff ratio	Career prospects	Value added score/10	Average Entry Tariff
71	Ulster	49.9	72	62	4	19	55	5	308
73	Westminster	47.3	68	54	4	19.7	64	4	295
74	Edge Hill	46.9	95	84	3	20.6	41	3	238
75	Chester	45.4	80	62	3	24.1		2	305
76	Anglia Ruskin	44.1	74	55	7	30.5	57	5	242
77	Lincoln	43.6	84	71	2	27.9	65	4	247
78	Greenwich	43.3	85	74	3	28.3	66	2	242
79	Central Lancashire	41.6	79	67	5	28.5	70	1	276
80	Northampton	41.5	88	63	3	27.4	37	6	234
80	Southampton Solent	41.5	75	51	4	22.5	60	3	202
82	Brighton	41.1			3	40.4	53	9	257
82	Hertfordshire	41.1	89	69	2	26.2	58	2	251
84	Liverpool John Moores	39.8	85	68	3	27.7	47	3	256
85	Middlesex	39.5	82	67	5	37.8	60	4	200
86	Canterbury Christ Church	39	79	71	2	25.3	40	7	211
87	Huddersfield	38.6	85	64	3	28.1	67	1	249
88	Bucks New University	34.4	88	68	3	27.2	70	1	177
89	London South Bank	30.6	74	53	2	39.8	42	8	194

2016

Rank 2016	Institution	Guardian score/100	Satisfied with course	Satisfied with teaching	Satisfied with feedback	Student to staff ratio	Spend per student/10	Average entry tariff	Value added score/10	Career after 6 months
78	Lincoln	53.4	91.1	90.5	75.8	30.4	3	322	2	75
79	St Mary's, Twickenham	53.3	88	91.8	80.2	28.8	3	237	5	-
80	Westminster	52.9	80	80.6	64.3	20.2	3	314	4	66
81	Bucks New University	51.7	93	94.5	81.9	19.5	3	247	1	52
82	Kingston	51.5	81	81.7	62.9	24.1	5	299	4	60
83	London Met	51.1	83	82.7	71.3	23.2	2	228	4	66
84	Hertfordshire	50.7	83	84.2	59.3	34.2	4	313	9	69
85	Edge Hill	50.6	90	91.5	79.1	18.1	4	283	1	45
86	Chester	50.4	98	92.5	82.8	38.5	3	308	1	68
87	Canterbury Christ Church	49.3	85	85.3	63.9	17.5	3	278	6	34
88	Birmingham City	48.1	85	85.3	72.1	33.2	4	268	4	67
89	Northampton	47.8	93	91.2	78.8	35.3	4	254	5	54
90	East London	47.4	89	84.7	67.5	26	9	239	2	55
91	West of Scotland	45.6	75.8	82.2	55.0	-	4	282	7	34
92	Bradford	44.2	80	73.1	65.7	35.8	4	311	6	71
92	Winchester	44.2	92	82	55.7	17.8	2	294	2	45
94	Sunderland	41.1	76.8	81.0	68.6	27	6	247	3	42
95	Leeds Beckett	40.6	78	82	70.8	27.7	3	263	2	58
96	South Wales	40.4	80.8	81.2	69.8	26.6	3	304	3	45
97	West London	40	81.2	84.0	66.3	26.5	5	254	1	52
98	Southampton Solent	31.9	85	78.5	52.7	36.5	5	264	2	55

Guardian League Table Positions – Law

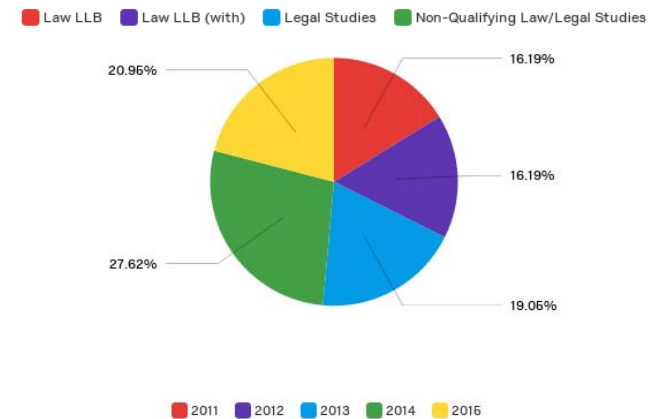
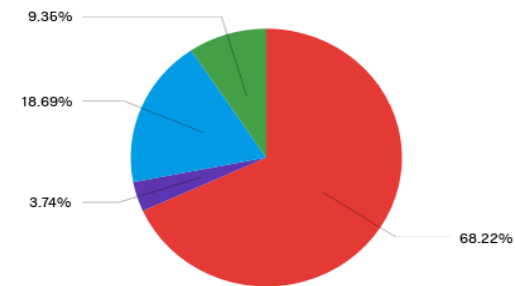
2016

29	Leeds	70.1	90.6	90.7	62.1	21.5	7	435	7	80	i
30	Surrey	70	92	90.3	78.9	18.8	6	400	3	77	i
31	Bristol	69.3	88	88.5	70.3	23.6	5	485	8	79	i
32	Gloucestershire	68.9	98.0	96.7	91.4	27.3	5	302	6	64	i
	LLB (hons) law »										
	LLB (hons) law fast-track »										
32	Bangor	68.9	93.9	91.3	82.0	22.2	3	329	6	72	i
34	Dundee	68.8	89	88.2	68.9	18.5	6	463	5	69	i
35	Portsmouth	68.3	95	88.8	75.2	19.8	7	324	4	82	i
35	Reading	68.3	91.1	88	74.9	21.9	5	411	6	71	i
37	Anglia Ruskin	68.2	95.0	96.3	88.5	22.2	10	242	4	59	i

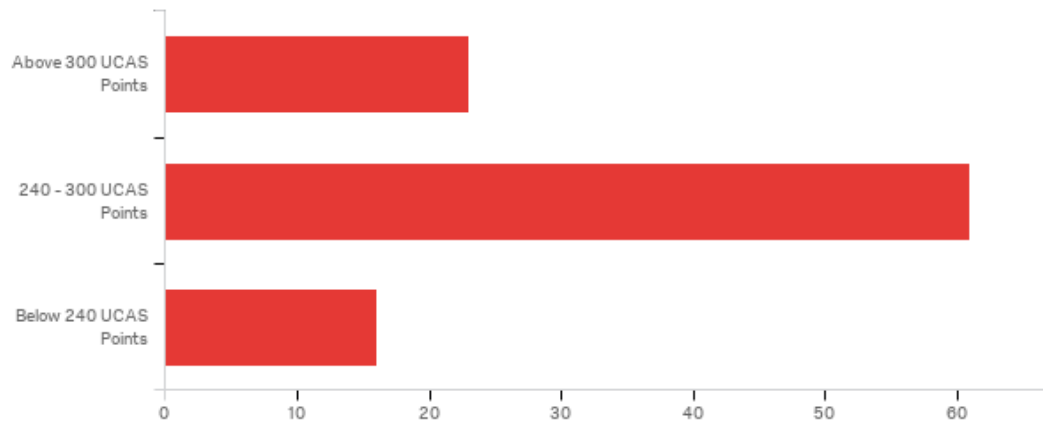
85	Edge Hill	50.6	90	91.5	79.1	18.1	4	283	1	45	i
86	Chester	50.4	98	92.5	82.8	38.5	3	308	1	68	i
87	Canterbury Christ Church	49.3	85	85.3	63.9	17.5	3	278	6	34	i
	BSc (hons) crime & policing »										
	BA (hons) law with business »										
	BA (hons) law with criminology »										
	BA (hons) law with finance »										
	BA (hons) law with history »										
	BA (hons) law »										
	BSc (hons) policing studies / policing »										
	BSc (hons) policing studies / policing »										
	+ Show all courses										
88	Birmingham City	48.1	85	85.3	72.1	33.2	4	268	4	67	i
89	Northampton	47.8	93	91.2	78.8	35.3	4	254	5	54	i

Responses

- Size of sample: 300 (incorporating 5 years of LLB/Legal studies graduates from 2010 to 2015)
- Number of responses was 108 (36% response rate)

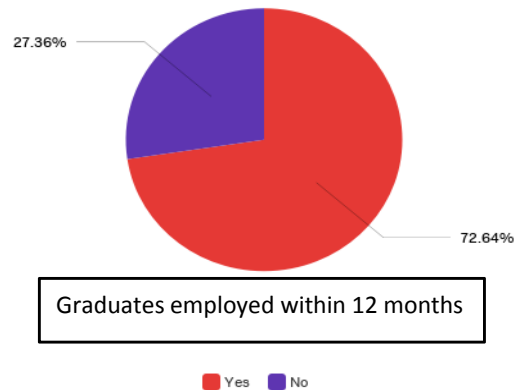
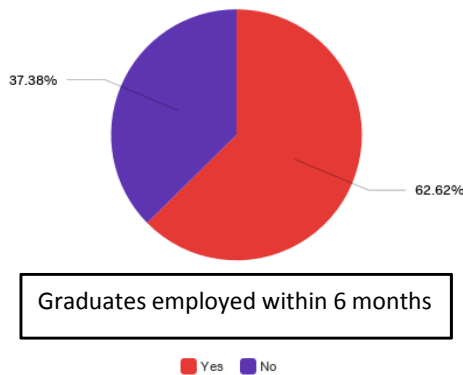


Main Findings (1) – A Levels



- Many legal employers will have a minimum A-level requirement (ranging from BBC-AAB minimum or 280-340 UCAS points)
- The majority of respondents had scores of between 240 and 300 UCAS points
- Therefore, before even coming to university, some of our students may have already limited their career options in the legal sector

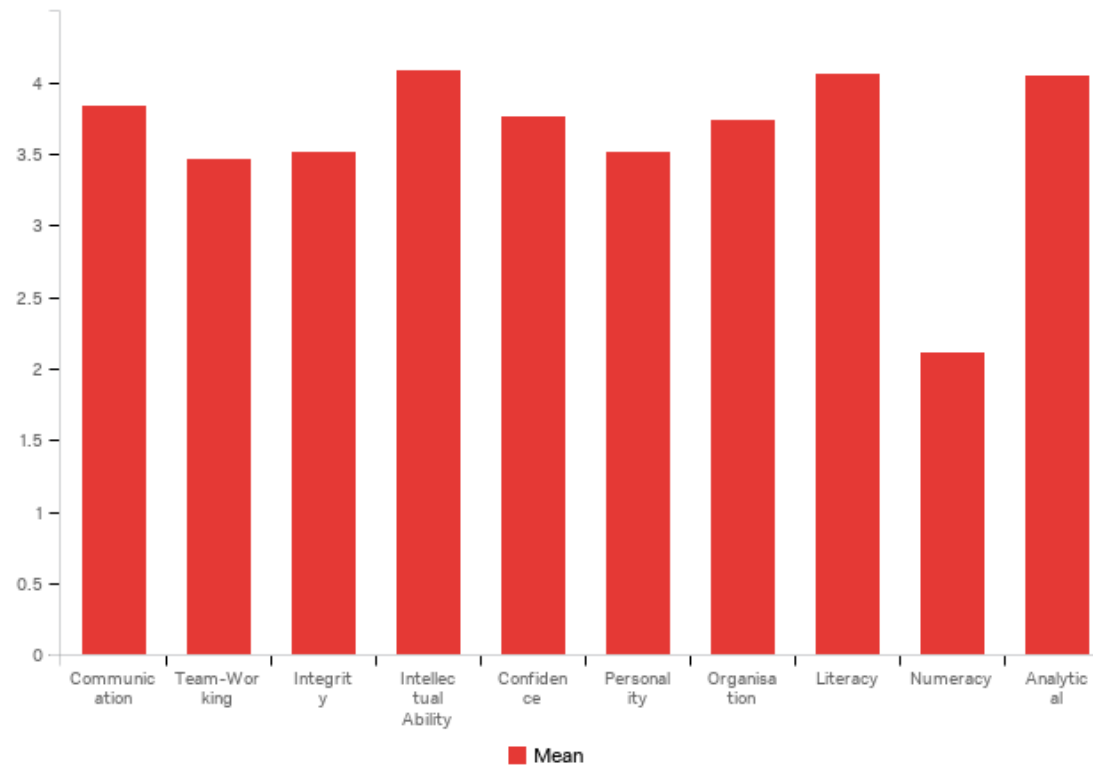
Main Findings (2) - Employment



- 63% of respondents had found 'graduate-level employment' within 6 months
- 73% had obtained graduate-level employment within 12 months.
- 53% of respondents are working in the legal sector, with 45% in the non-legal sector (with 2% unemployed)
- This compares to a reported graduate employment rate of 34-40% in the league tables
- National average UK employment (across all degrees) is 67% (HESA 2014/15)

Main Findings (3) – Employability Skills

- Source: Council for Industry and Higher Education
- 68% responded positively to the question of whether they felt their degree helped them to develop employability skills
- The top 3 were: Intellectual Ability, Literacy and Analytical Skills, which are more academic skills
- The bottom 3 (not including Numeracy) were: Team-Working, Personality, and Integrity, which are more personality based skills



Conclusions

- There is a disparity between the league table information and the responses from our sample. The league table information comes from the DLHE Survey (Destinations Leavers Higher Education)
- CCCU law graduates fare significantly better than the league tables suggest. Institutions with a similar employment rate include Brunel (65% and position 40) and Northumbria (64% and position 47) (Source: Guardian League Tables (Law) 2016)
- Overall, a majority of graduates feel that the course develops employability skills, although there is room for improvement in respect of more 'personality-based' skills

Reasons for disparity and potential weaknesses

- Law at CCCU is combined with other disciplines in the DLHE survey. This could affect the figures.
- Students who were employed may be more likely to respond to the survey (this may be the same for the DLHE Survey)
- We obtained a larger response than the DLHE

Taking the research forward

- Useful open day and prospectus information
- Responses regarding specific employability skills can inform curriculum development; module design can take into consideration the employability skills considered necessary
- Further research; start a second stage of the project with current Year 1 cohort to identify career expectations and employability development throughout the course