

This is a repository copy of *Experiences of living with chronic myeloid leukaemia and adhering to tyrosine kinase inhibitors: A thematic synthesis of qualitative studies*.

White Rose Research Online URL for this paper:  
<https://eprints.whiterose.ac.uk/157381/>

Version: Accepted Version

---

**Article:**

Hewison, Ann [orcid.org/0000-0003-4196-0270](https://orcid.org/0000-0003-4196-0270), Atkin, Karl Michael [orcid.org/0000-0003-1070-8670](https://orcid.org/0000-0003-1070-8670), McCaughan, Dorothy May [orcid.org/0000-0001-5388-2455](https://orcid.org/0000-0001-5388-2455) et al. (4 more authors) (2020) Experiences of living with chronic myeloid leukaemia and adhering to tyrosine kinase inhibitors: A thematic synthesis of qualitative studies. *European journal of oncology nursing*. pp. 1-11. ISSN 1462-3889

<https://doi.org/10.1016/j.ejon.2020.101730>

---

**Reuse**

This article is distributed under the terms of the Creative Commons Attribution (CC BY) licence. This licence allows you to distribute, remix, tweak, and build upon the work, even commercially, as long as you credit the authors for the original work. More information and the full terms of the licence here:  
<https://creativecommons.org/licenses/>

**Takedown**

If you consider content in White Rose Research Online to be in breach of UK law, please notify us by emailing [eprints@whiterose.ac.uk](mailto:eprints@whiterose.ac.uk) including the URL of the record and the reason for the withdrawal request.

Manuscript Number: YEJON-D-19-00271R2

Title: Experiences of living with chronic myeloid leukaemia and adhering to tyrosine kinase inhibitors: A thematic synthesis of qualitative studies

Article Type: Full Length Article

Keywords: Adherence; Chronic cancer; Chronic myeloid leukaemia; Treatment; Qualitative synthesis; Tyrosine kinase inhibitors; Survivorship

Corresponding Author: Miss Ann Hewison,

Corresponding Author's Institution:

First Author: Ann Hewison

Order of Authors: Ann Hewison; Karl Atkin, DPhil; Dorothy McCaughan, MSc; Eve Roman, PhD; Alex Smith, PhD; Graeme Smith, MD; Debra Howell, PhD

Abstract: Purpose: To investigate the experiences of adults living with chronic myeloid leukaemia and treated with tyrosine kinase inhibitors, with particular reference to factors influencing adherence. Methods: A thematic synthesis of all published qualitative studies examining adults with chronic myeloid leukaemia, receiving tyrosine kinase inhibitors. Eligible publications were identified by searching five electronic databases using defined criteria. The synthesis involved complete coding of extracted data and inductive theme development. Results: Nine studies were included and three overarching themes defined. Overarching themes were: 1) Disease impacts whole life; 2) Disease management strategies; and 3) Valued aspects of care. Side-effects often required physical and psychological adaptation. Patients developed individual decision-making processes to promote adherence and manage side effects. Unintentional non-adherence occurred due to forgetfulness and system failures. Intentional omission also occurred, which together with side effects, was unlikely to be reported to healthcare professionals (HCPs). HCP reassurance about missed doses could reinforce non-adherence. Information needs varied over time and between individuals. Knowledge among patients about treatment was often lacking and could lead to misunderstandings. Patients valued psychological support from HCPs and suggested an individualised approach, facilitating discussion of symptoms, adherence and their perspectives about living with chronic myeloid leukaemia, would improve care. Conclusions: Patients with chronic myeloid leukaemia experienced significant side-effects from treatment and changes to their psychological and physical well-being. They developed their own strategies to manage their disease and treatment. This should be recognised in interventions to improve education, support and the delivery of care that is compassionate and adequately resourced.



**Author Checklist**

<b>PART 1 Basic requirements</b>	<b>Author response or further detail – please complete the boxes below</b>	
<i>Word count</i>	6,635 (including quotations)	
<i>Was ethical approval given and by whom? (give any reference number)</i>	Not needed	
<i>Please state any conflicts of interest</i>	None	
<i>Please state sources of funding and the role of funders in the conduct of the research</i>	This work was supported by Bloodwise (Grant Reference: 10042)	
<i>Please state any study registry number (e.g. ISRCTN)</i>	N/A	
<b>For the items below, please tick in the right hand column to confirm you have included/addressed the items:</b>		<b>Tick</b>

<i>Title</i>	Confirm that the title is in the format 'Topic / question: design/type of paper' and identifies the population / care setting studied.  (e.g. <i>The effectiveness of telephone follow-up in managing symptoms after breast cancer radiotherapy: a randomised controlled trial</i> ). The structure is optional for discussion papers, editorials and letters)	√
<i>Abstract</i>	A structured abstract appropriate to the design of the study is included (see <i>guidelines for authors</i> ).	√
	No references are cited in the abstract.	√
<i>Key words</i>	Between four and ten key words have been provided in alphabetical order, which accurately identify the paper's subject, purpose, method and focus. Use the Medical Subject Headings (MeSH®) thesaurus or Cumulative Index to Nursing and Allied Health (CINAHL) headings where possible (see <a href="http://www.nlm.nih.gov/mesh/meshhome.html">http://www.nlm.nih.gov/mesh/meshhome.html</a> ).	√
<i>Highlights</i>	Bullet points have been included that identify existing research knowledge relating to the specific research question / topic (what is already known about the topic?) and a summary of the new knowledge added by this study (what this paper adds) (see <i>Guide for Authors</i> , does not apply to editorials or letters)	√
<i>Abbreviations</i>	No abbreviations are used in the title / abstract. Use of abbreviations /acronyms in the paper is minimised and restricted to those that are likely to be universally recognized (e.g. USA)	√
<i>References</i>	All citations in the paper have a complete and accurate reference in the reference list (see <i>Guide for Authors</i> )	√
<b>Other Published accounts</b>	<i>All</i> published and in press accounts of the study from which data in this paper originate are referred to in the paper and the relationship between this and other publications from the same study is made clear (see <i>Guide for Authors</i> ) (Please upload copies of all previous, current and under review publications from this study and / or give full details below)	N/A
	Please provide references of ANY other papers using data from the study that this paper is based on) below.	N/A
	The study is referred to by a distinctive name which will be used in any future publications to identify that it is the same study (e.g. RN4Cast)	N/A
<i>Authorship</i>	All authors and contributors sufficiently acknowledged as per <i>Guide for Authors</i> .	√

**PART 2**

**Standards of reporting**

Observational cohort, case control and cross sectional studies

Quasi experimental / non-randomized evaluations

Randomised (and quasi-randomised) controlled trial

Study of Diagnostic accuracy / assessment scale

Systematic Review of Controlled Trials

Systematic Review of Observational Studies

Qualitative studies

Clinical Practice guidelines

Other (please give source): Qualitative synthesis

Then ENTREQ statement was used as a reporting guideline as directed by the EQUATOR network for use in qualitative syntheses. This an attached document.

Not applicable (please elaborate)

## **ENTREQ reporting statement**

**Title:** Experiences of living with chronic myeloid leukaemia and adhering to tyrosine kinase inhibitors: A thematic synthesis of qualitative studies

### **1: Aim**

To synthesise qualitative research studies investigating the experiences of adults living with chronic myeloid leukaemia (CML) and treated with tyrosine kinase inhibitors (TKIs), with particular reference to adherence and the factors influencing this. (Introduction pages 2-3)

### **2: Synthesis methodology**

Thematic synthesis informed by Thomas and Harden (2008) and Braun and Clarke (2013) chosen due to its pragmatic approach to inform health care practitioners practice (Methods, page 3).

### **3: Approach to searching**

A pre-planned, systematic and comprehensive search was carried out (Search strategy, eligibility and screening, (pages 3-4)

### **4: Inclusion criteria**

Inclusion and exclusion criteria specified prior to carrying out the search for studies (Table 1: eligibility criteria, page 3-4 and 25)

### **5: Data sources**

Five databases were used to carry out the search, these and the date of searching are specified in the search strategy (Search strategy, eligibility and screening, page 3-4). Justification for using these databases: well known, comprehensive and relevant data bases, agreed by research team based on their experience.

### **6: Electronic search strategy**

Search terms used were as follows: "chronic myeloid leukaemia *or* chronic myeloid leukemia *or* leukaemia myelogenous chronic BCR-ABL positive" *and* "patient satisfaction *or* patient experience *or* qualitative research". No search limits were used.

### **7: Study screening results**

Five publications were identified in the first search, of which two were included. Citation searches led to the screening of 99 additional studies and inclusion of two. Four papers were found to be eligible via alerts and one more found via reference search of these alert articles (up to September 2019), giving a total of nine included publications. (Search strategy, eligibility and screening pages 3-4 and figure 1 page 25).

## **8: Study characteristics**

Studies were published between 2011 and 2018. Studies collected data in Europe, Africa, Australia and South East Asia; and used various qualitative methods, including ethnography, interpretative phenomenological analysis and grounded theory. Characteristics of the studies are summarised in Table 2: summary of included studies (pages 26-28).

## **9: Study selection results**

The search strategy led to the screening of 99 additional studies and inclusion of two. Four papers were found to be eligible via alerts and one more found via reference search of these alert articles (up to September 2019), giving a total of nine included publications. Studies were excluded based on the eligibility criteria. (Search strategy, eligibility and screening pages 3-4).

## **10: Rationale for appraisal**

As above. Hawker et al (2002) was used as an appraisal tool based on considerations suggested by Noyes et al (2018) and suited this synthesis as it is widely cited, simple to follow and can accommodate studies with differing methodologies (Search strategy, eligibility and screening pages 3-4).

## **11: Appraisal items**

Included studies were appraised for quality using the tool developed by Hawker et al (2002), which incorporated an assessment of abstract and title, introduction and aims, methods analysis, ethics, results, transferability and implications (Search strategy, eligibility and screening pages 3-4).

## **12: Appraisal process**

Included studies were appraised for quality by two researchers until consensus achieved (Search strategy, eligibility and screening pages 3-4).

## **13: Appraisal results**

No articles were excluded from the synthesis based on the quality appraisal and no weighting was given to studies based on this appraisal. Strengths and weaknesses seemed quite evenly spread throughout the articles.

## **14: Data extraction**

Data was extracted regardless of the section of the article to include: participant quotes, researcher summaries, analytical concepts and interpretations. Data was extracted by hand then uploaded onto a software programme (NVIVO) (data extraction and coding, page 4).



## **15: Software**

NVIVO software was used as a retrieval tool for theme development (data extraction and coding, page 4).

## **16: Number of reviewers**

Coding and themes were developed by a single researcher based on similarities and differences between codes and the coding frame independently assessed by a second researcher (data extraction and coding, page 4).

## **17: Coding**

Complete coding of extracted data was carried out. This was done by hand with text highlighted and annotated prior to the generation of codes/sub-codes. (data extraction and coding, page 4).

## **18: Study comparison**

Themes were developed inductively and based on similarities and differences between codes, with figurative meaning sought via visual mapping and iterative checking (data extraction and coding, page 4).

## **19: Derivation of themes**

Themes were developed inductively (data extraction and coding, page 4).

## **20: Quotations**

The majority of quotations are direct patient quotes, some were author summaries of patient accounts, or their interpretations and these were clearly indicated in the text (results pages 5-14).

## **21: Synthesis output**

Analysis of the results is presented in the discussion section. New insight and understanding, unmet need and implications for practice and future research are provided (discussion, pages 14-16)

We would like to thank the reviewers for their comments. They have helped us improve the paper and below, we detail how we have responded to their suggestions.

#### REVIEWER 1

Please note, page numbers on the edited word document are also slightly different from the original manuscript but accurately reflect where both reviewers comments were based in the original manuscript. Changes to the text as a result of Reviewer 1 comments are highlighted in red in the edited document

a) **Some words or turns of sentences are not nicely chosen, which confuses the reader, for instance at the end of introduction : « inform (...) patient survival », or in Figure 1 : « citations » should be « references », or at discussion section (first sentence of the second paragraph) : « techniques » should be « strategies ». An english speaker should maybe read the article entirely to avoid those imperfections. Also some sentences are hard to understand and might be cut in half (as line 1 page 10, line 5 page 16, line 28 page 16, ... ).**

- **Introduction:** page 3: 1st paragraph, last line changed to:

*“2) generate evidence that can be used to **guide clinical practice**. ~~inform and improve clinical practice and patient survival.~~”*

- **Methods:** P33, figure 1: The reviewer suggested changing ‘citation’ to ‘references’. Figure 1 has been updated to a PRISMA flow diagram and no longer refers to the Scopus database.

- **Discussion: P15,** 2<sup>nd</sup> paragraph, line 2: ‘techniques’ has been changed to ‘strategies’, as suggested.

- **Results:** P10, subtheme 2.2 changed to:

*“...**Reasons patients did not compensate for missed doses included: thinking the missed dose would not affect response; feeling they could judge for themselves whether to change doses; not wanting to bother their doctor; or simply being unable to remember if they had taken a tablet or not (Boons et al., 2018; Eliasson et al., 2011; Lim et al., 2017; Tan et al., 2017; Wu et al., 2015):**”*

- **Discussion:** P17 second paragraph, changed to:

*“**The studies we included originated from different countries, some of which described systems of free access to TKI medication, and others that did not clarify this. However, as all the studies**”*

*stated being in receipt of TKI medication in their inclusion criteria, presumably all participants had access to medication.”*

- **Discussion P18:**

*“Development of survivorship programmes or other interventions to support self-management in CML requires further qualitative research to investigate the experiences of those caring for people with CML. This should also examine contextual issues for patients, such as social support, views on hospital care and disease knowledge”*

**b) Beginning to read, about adherence it is unclear if the subject of the article is adherence to treatment understanding prescribed treatment as medication (TKI are only suggested in abstract) or also adherence to other non-medicated treatment. Regarding the Table 1, I understand that TKI adherence is the principal adherence which is about, so medication. The article would gained in clarity if using the MeSH word « medication adherence ». And for TKI adherence, It should be clearly announced in the title of the article and a minima in the second sentence of the results.**

Thank you for highlighting this. The following changes have been made to clarify that the study is concerned with patient experiences of taking TKIs:

- **Title:** Changed to: *“Experiences of living...~~prescribed treatment~~ tyrosine kinase inhibitors...”*
- **Results:** P4, 1<sup>st</sup> paragraph, lines 1-2, changed to: *“...receiving imatinib or second line ~~prescribed medication~~ TKIs for CML”*
- **Theme 1:** P5, Subtheme 1.1, 1<sup>st</sup> sentence changed to: *“Side effects from TKI treatment were...”*
- **Theme 1:** P5, Subtheme 1.1, last sentence changed to: *“...switching to second generation ~~drugs~~ TKIs”*
- **Theme 1:** P6, Subtheme 1.2, line 5 changed to: *“...side effects of ~~treatment~~ TKIs...”*
- **Theme 2:** P8, Subtheme 2.1, 1<sup>st</sup> line changed to: *“...strategies used to help them take their TKI...”*
- **Theme 2:** P9, Subtheme 2.2, 1<sup>st</sup> line changed to: *“... omit their TKI medication intentionally...”*

- **Theme 2:** P9, Subtheme 2.2, line 8 changed to: *“feeling better after missing TKI medication...”*
- **Theme 2:** P10, Subtheme 2.3, line 6 changed to: *“...issues were cited as a barrier to TKI...”*
- **Theme 3:** P14 Subtheme 3.2, line 2 changed to: *“...with better advice on TKI treatment...”*
- **Discussion:** P15, 1<sup>st</sup> paragraph, line 2, P13 changed to: *“TKI treatment side effects...”*

The MeSH term “medication adherence” was not used in the search strategy because although an element of the study was about TKI adherence, we also aimed to capture broader patient experiences. P3, aims, now reads:

*“...evidence to help guide clinical practice”* ~~inform and improve clinical practice and patient survival.~~

**c) For an article in part about medication adherence, it is unbelievable to not refer to WHO Sabate 2003. Why have you done this choice ? Is it by intentional or unintentional omission ? WHO explained medication adherence with the scope of the « whole entire patient », joining the concept of QOL try to do too. Working with this fundamental reference would help to propose another modeling figure (Figure 2) including 5 dimensions influencing medication adherence. It would show that individual management of CML and adherence to TKI is influenced in particular by 3 dimensions : HealthCare system (HCP), Treatment (side effects) and patient dimensions (knowledges and perspectives).**

Thank you for highlighting the WHO paper (Sebate et al 2003), which we consulted during the synthesis. As noted, this influential document provides an overview of adherence to medication in chronic disease, perceiving it as a multidimensional issue, and viewing the patient holistically. This is reflected, as follows:

**Introduction:** Page 2, final paragraph.

*“...social situation (Gater et al., 2012). As Sebate et al (2003) highlight in their key WHO report, viewing the patient as having individual responsibility for adherence ignores the contextual factors which impact upon it, such as socioeconomic and health system issues.”*

- **Discussion:** Page 15, 3<sup>rd</sup> paragraph, line 9.

*“The multifactorial nature of non-adherence to medication in chronic disease as a global burden has been well described a key WHO report (Sebate et al 2003).”*

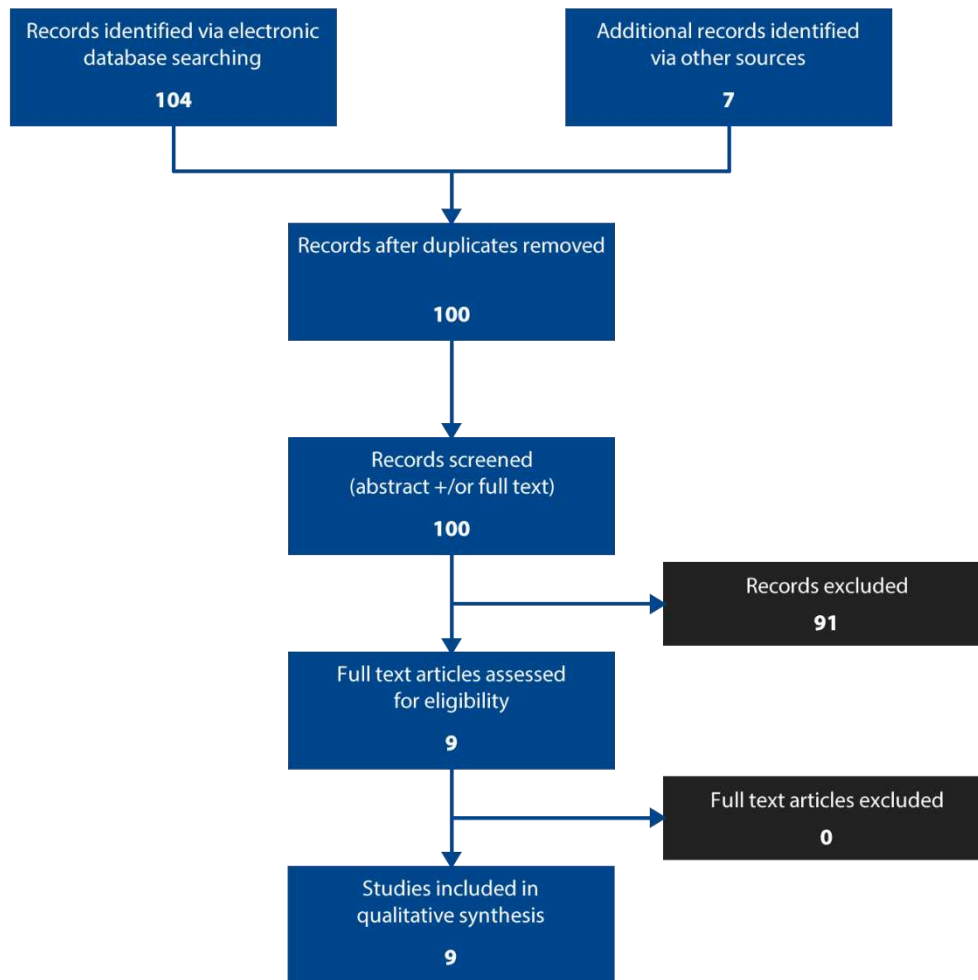
The WHO model of medication adherence also represents the patient within the context of their life illustrating the various factors effecting their adherence. As the reviewer notes, this is directly relevant to our synthesis model. However, we adapted our model to the multidimensional nature of medication adherence, for the following reasons:

- 1) The section of the WHO document (Sebate et al, 2003) on cancer focuses only on adherence to palliative medication (e.g. pain relief) rather than medication to treat disease, such as TKIs.
- 2) The document was published in 2003 at the beginning of the widespread global use of TKIs, and before studies on adherence to TKIs.
- 3) The WHO document focuses on living with chronic illness, which does not fully reflect living with chronic cancer, including: potential fatality due to non-adherence; the psychological impact of leukaemia diagnosis; long-term hospital care and monitoring.

**d) Methods section: Figure 1 is unclear. Would you mind to use flow diagram PRISMA ? It would be pertinent to have a figure which explained clearly the reasons of exclusion referring to Table 1.**

Thank you for commenting on Figure 1. We have included a PRISMA flow diagram, as follows:

**Figure 1: Screening process and identification of eligible studies**



Also, we have altered the text in the Search strategy, eligibility and screening section, P3 as follows:

*“Initial data base searching and citation searches led to the identification of 104 studies, with 7 additional papers found via database alerts (up until September 2019). After the removal of duplicates, 100 studies were screened and 91 excluded. Nine studies were found to be eligible, were summarised (Table 2) and included in the analysis (See Figure 1, PRISMA flow diagram (Liberati et al., 2009)).”*

e) For the quality of eligible studies (strengths and weaknesses), it would be interesting to the reader to have the « tool » (Hawker et al., 2002) completed in Table or Appendix for each of the 9 studies.

We have added a quality appraisal summary (Hawker et al. 2002) for included studies (Table 3, below).

**Table 3: Quality appraisal of included articles, based on Hawker et al (2002)**

<b>Author/year</b>	<b>Abstract/ title</b>	<b>Introduction/ aims</b>	<b>Methods/ data</b>	<b>Sampling</b>	<b>Data analysis</b>	<b>Ethics/bias</b>	<b>Findings</b>	<b>Transferability/ generalisability</b>	<b>Implications/ usefulness</b>
Eliasson et al 2011	Good	Good	Fair	Fair	Fair	Fair	Good	Fair	Fair
Guilhot et al 2013	Good	Fair	Good	Fair	Fair	Fair	Good	Fair	Fair
Chen et al 2014	Good	Fair	Fair	Fair	Poor	Fair	Fair	Fair	Fair
Wu et al 2015	Fair	Good	Fair	Fair	Fair	Fair	Fair	Fair	Good
Bolarinwa et al 2017	Fair	Fair	Fair	Fair	Poor	Fair	Good	Fair	Fair
Graffigna et al 2017	Fair	Fair	Fair	Poor	Fair	Poor	Fair	Poor	Fair
Lim et al 2017	Good	Good	Good	Fair	Poor	Fair	Fair	Good	Good
Tan et al 2017	Good	Good	Good	Fair	Fair	Fair	Good	Fair	Good
Boons et al 2018	Fair	Fair	Fair	Fair	Poor	Fair	Good	Fair	Good

f) Results section : A sentence at the beginning of Results section (line 10) « Themes and sub-themes...clearly marked as such. » depends to Methods section. Would you mind to integrate it to « Data extraction and coding » please ?

For clarity, we have kept the sentence in the Results and also added the following to the Methods P4, data extraction and coding, last sentence: *“Themes and sub-themes are reported in the Results, represented by patient quotes and excerpts from author-interpretations”*

g) To gained in clarity (page 13 - first sentence of « 3.2 : Interpersonal and resource-based improvements in care ») , please would you mind to precise which papers suggested patient/HCP consultations could be more individualised ?

**Results:** P14, Section 3.2. 1<sup>st</sup> paragraph, has been changed to provide specific references as follows:

*“Several papers suggested patient/HCP consultations could be more open and individualised (Eliasson et al., 2011; Graffigna et al., 2017; Wu et al., 2015), with better advice on TKI treatment options (Chen et al., 2014; Guilhot et al., 2013), managing side effects (Boons et al., 2018; Guilhot et al., 2013; Lim et al., 2017), dealing with omitted doses (Chen et al., 2014; Eliasson et al., 2011; Wu et al., 2015), monitoring response (Guilhot et al., 2013) and establishing drug-taking routines (Eliasson et al., 2011; Guilhot et al., 2013; Tan et al., 2017)”* (~~Bolarinwa et al., 2018; Boons et al., 2018; Chen et al., 2014; Eliasson et al., 2011; Guilhot et al., 2013; Lim et al., 2017; Tan et al., 2017; Wu et al., 2015~~).

h) Discussion section : I don't understand the importance to talk about Grey literature (page 16). This is a limitation (not important in my understanding of your article), which have not its space in this part of the discussion.

The EJON “guide for authors” recommends use of the International Committee of Medical Journal Editors: “uniform requirements for manuscripts submitted to biomedical journals”. This suggested including study limitations in the discussion. We have clarified that ‘grey literature’ is part of this section of the discussion, as follows:

- **Discussion:** P17, 3rd paragraph: *“The synthesis may be limited by the exclusion of grey literature and articles not written in the English language, which could not be fully searched due to time-constraints; but however, the authors...”*

i) After reading this article, some questions stayed without answers :  
-Which are the « certain countries » and « some countries » (page 10) in the Results section « 2.3 External influences on disease management. » ? It would be informative to cite those countries, in



particular because you discuss about it later. -In the same paragraph, It would be interesting to said clearly in which way are the information gaps between specialities. This is an important way to improve clinical practice.

**Results:** P10, Section 2.3; 1st and 2<sup>nd</sup> paragraphs, now addresses findings from different countries more specifically. Data in Wu et al (2015) from HCPs has been removed (see Reviewer 2, comment 3). HCPs' comments about information gaps is now in the Discussion. We also added a patient quote to illustrate communication issues relating to disease management:

*"...prescription errors, difficulties with pharmacy (Eliasson et al., 2011) or problems accessing medication, and in certain countries (Nigeria and Malaysia), the costs of disease monitoring in certain countries (Bolarinwa et al., 2018; Eliasson et al., 2011; Graffigna et al., 2017; Tan et al., 2017). Communication issues were cited as a barrier to TKI adherence, with some patients unable to gain access to advice; HCPs reporting difficulties for patients with limited English; and information gaps said to exist between specialities (e.g. pharmacy/HCPs) (Eliasson et al., 2011; Wu et al., 2015)":*

*"..I guess because you don't want to get told off for not taking it, you know. And [if I take my imatinib or not] is not something I've been specifically asked either." (Eliasson et al., 2011, p629)*

*In some countries (e.g. Nigeria, Malaysia, Brazil and Russia) where TKI provision was not always universal, a limited supply of TKIs or out of pocket costs..."*

j) After reading this article, some questions stayed without answers :  
-Which TKI takes patients of those 9 studies ? And so differences of coding schemes are there reported ? Is there any differences described in the 9 studies about the duration of disease/treatment, and/or age of participants ? Because CML living experience and adherence to TKI can be influenced by many external factors (molecules of TKI, duration of disease, age of participants, ...), given more information and analysis about it would give better understanding of it.

Studies did not always specify the type of TKI examined, as follows: i) Imatinib: 4 studies; ii) TKI (type not reported): 3 studies; iii) "first and second line TKIs": 1 study; iv) Imatinib or nilotinib: 1 study. Treatment duration varied and was not always stated; where reported, this ranged from 3 months to 7 years. As detailed in Table 3 (was Table 2), age was reported by all studies (range 20-80 years).

The Results section, P4, first paragraph has been adapted as follows:

*"Characteristics of the nine included studies are shown in Table 2. All were published 2011-2018 and included people receiving imatinib or second line prescribed medication-TKIs for CML. Not all studies*

*reported the type of TKI as follows: i) Imatinib: 4 studies; ii) TKI (type not reported): 3 studies; iii) "first and second line TKIs": 1 study; iv) Imatinib or nilotinib: 1 study. Often with the emphasis was on adherence..."*

Although it would be interesting to investigate CML patient experiences by such factors as duration or treatment, identification of associations would require larger studies with more detailed reporting.

## **REVIEWER 2**

Please note, changes to the text as a result of Reviewer 2 comments are highlighted in green in the edited document. Also, page numbers on the edited word document are slightly different from the original manuscript but accurately reflect where both reviewers comments were based in the original manuscript.

**1. I think you should revisit your second aim: do you think that your synthesis actually generated (as such) evidence that "informed and improved clinical practice and patient survival"? I would just "tone" this claim/ aim down.**

We agree (please also see Reviewer 1, comment a). This now reads: Introduction, P3. First paragraph:

*"2) generate evidence that can be used to **guide clinical practice**. ~~inform and improve clinical practice and patient survival.~~"*

**2. You have indeed been systematic in your approach to collect the evidence - it is a shame that you did not include a PRISMA flow diagram. This is the usual reporting tool for gathering evidence, so I would suggest you added it in.**

We agree and have included a PRISMA diagram (see Figure 1 above: Reviewer 1, comment d)

**3. You have included a table with eligibility criteria, and nowhere did you state that you would include HCP data. Now the study by Wu et al. is a comparative IPA (pushing the methodological boundaries) and you have included the dataset for HCPs. You need to follow your study protocol and your aim irrespective of how interesting other perspectives can be. Otherwise the question raised is whether you included all evidence on HCP perspectives? I would suggest you removed any information coming from the HCPs in the results section and use this to enrich your discussion section.**

This is helpful. We have removed HCP data from Wu et al (2015) (shown in green in the main document) and an explanation for this is added to the Results section, P4:

*“All publications contained patient interviews and one included health care practitioners (HCPs) (Wu et al., 2015). Only data from the patient sample in the latter study was used in the synthesis, to comply with eligibility criteria”*

As suggested we have included HCPs perspectives (Wu et al) in the Discussion, as follows:

**Discussion P16, 3<sup>rd</sup> paragraph:**

*“Additional complexity is introduced by HCPs if they inadvertently provide conflicting or misguided advice to patients; are unaware how individuals cope with treatment and side effects; or do not provide sufficient or consistent psychological support. Wu et al (2015) highlight complexity of care delivery from the perspective of HCPs, with issues such as budget and time restraints preventing adequate support, and language issues and miscommunication between hospital departments effecting adherence. This study also reports alignment between HCPs and patients regarding the late identification of side effects and perceptions of CML as a low maintenance disease. In recognition of such complicated pathways and experiences, and the impact of health system factors, Harley et al., (2019)”*

**4. You state on page 14 that "the perception of cancer as a chronic disease and the impact of this on patient experiences, is not clearly defined". Could you add a statement to explain which aspects are not defined?**

We agree with this observation and have re-written the Discussion, P15, 3<sup>rd</sup> paragraph (shown in green), as follows:

*Aspects of self-management in chronic illness, such as adherence to medication are widely documented (Velde et al., 2019). The multifactorial nature of non-adherence to medication in chronic disease as a global burden has been well described in a key WHO report (Sebate et al 2003) and consequent literature. However, in contrast to the consequent complex literature exploring this concept in chronic illness (Velde et al., 2019), the perception of cancer as a chronic disease and the impact of this on patient experiences, is not clearly defined (Harley et al., 2019; Pizzoli et al., 2019). Less well documented are definitions of chronic cancer and patient experiences of chronic cancer, including their disease management and hospital care (Harley et al., 2019; Pizzoli et al., 2019).*

**5. Can you describe any limitations related to the studies themselves that could potentially impact on your end synthesis product?**

Thank you for noting this. We agree and have amended the Discussion, P17, last paragraph as follows:

*“Included studies (Table 3) also had limitations. Overall, several lacked a thorough reporting of methods, particularly sampling strategies (e.g. inclusion criteria and reporting on excluded participants), and in the application of theoretical models to data analysis. For example, Wu et al., (2015) used interpretative phenomenological analysis (IPA), but did not describe how it’s features were implemented in the analysis, including the impact of the researchers’ own conceptions on the findings. Strengths were mostly in the reporting of results; although this varied from descriptive to more conceptual accounts, there was consistency between the data and results, quotations were used appropriately, and findings were generally presented clearly.”*

**6. Please include a clear conclusion.**

We agree this is lacking and have added this paragraph to the end of the Discussion, P18:

*“This synthesis has demonstrated the significant impact CML and TKI treatment have on patient wellbeing and day to day life. As with an increasing number of cancers, CML involves the self-management of treatment at home, outside the clinical environment. Our synthesis provides evidence that, in the home-setting, patients develop their own strategies to manage adherence and side effects, often not discussing this with HCPs. CML self-management occurs within the context of the individual’s own knowledge and perceptions of their disease, as well as the influence of their HCP and the nuances of the health system providing care. As in other chronic cancers, little research exists about experiences and survivorship in CML, or the perspectives of HCPs. However, given that treatment is administered at home, the development of survivorship programmes or interventions should perhaps look beyond a medical model of disease management, to a more a community-based social model, delivered with the support of primary care teams, in a setting familiar to patients and where they live their lives. Such an approach, which has the capacity to adapt to individual contexts and choices, may be most appropriate to develop mechanisms for supporting patient decision making and disease management strategies.”*

Professor Alex Molassiotis  
Editor-in-Chief  
European Journal of Oncology Nursing

THE UNIVERSITY *of York*

The Department of Health Sciences

Ann Hewison  
Epidemiology and Cancer Statistics Group  
Department of Health Sciences  
Seebohm Rowntree Building  
University of York  
York YO10 5DD

Telephone: 01904 321916

Email: [ann.hewison@york.ac.uk](mailto:ann.hewison@york.ac.uk)

20<sup>th</sup> September 2019

Dear Professor Molassiotis,

**Re: Submission of: *Experiences of living with chronic myeloid leukaemia and adhering to prescribed treatment: A thematic synthesis of qualitative studies***

We wish to submit the above manuscript for consideration of publication in the European Journal of Oncology Nursing. This manuscript is being submitted solely to EJON and has not been previously published, either in whole or in part. The authors of this paper declare there are no associated conflicts of interest.

The authors have reviewed and approved the manuscript for submission and all meet the criteria for authorship. Authors A. Hewison, K. Atkin and D. Howell conceived the idea for this work, devised the study design and contributed to the data analysis. Author D. McCaughan also contributed to the methodology and data analysis. Author A. Hewison carried out the study data collection and drafted the manuscript. All other authors commented on the preliminary and subsequent drafts.

As far as we are aware, no previous synthesis of qualitative studies examining the experience of living with chronic myeloid leukaemia (CML) has been published. Our manuscript therefore provides new insights into a disease with increasing survival and thus prevalence. It highlights the unmet need and complexities of the CML and its treatment, and has relevance for other chronic cancers increasingly being treated with oral medication self-administered by the patient.

We would like to thank you for considering our manuscript and look forward to receiving your response in due course.

Yours sincerely



Ann Hewison  
PhD student (Health Sciences) and Study Nurse  
Department of Health Sciences - University of York

**Conflict of interest statement:** Experiences of living with chronic myeloid leukaemia and adhering to prescribed treatment: A thematic synthesis of qualitative studies

**Declarations of Interest:** All the authors declare they have no conflict of interest that could inappropriately influence this study.

**Disclaimer:** This paper presents independent research supported by Bloodwise. The views expressed are those of the authors and not necessarily those of the funder.



We would like to thank the reviewer for their advice and suggested changes to the manuscript. We have altered the manuscript as advised, and changes are detailed below:

**Please upload the revised version of the manuscript only and delete previous versions**

Previous versions of the manuscript have been removed and the latest version, following these comments has been uploaded ("Clean manuscript with changes 31/01/2020")

**Page 4 - new text. "Nine studies were found to be eligible and were summarised (Table 2) included in the analysis (see Figure 1, PRISMA flow diagram (Liberati et al., 2019)". This is a clumsy sentence and is grammatically incorrect. I suggest the following: "Nine studies emerged as eligible, as shown in the PRISMA flow chart in Figure 1 (Liberati et al., 2019). Table 2 provides summaries of the included studies."**

This sentence has been changed as advised.

**Please use the word 'quotations' rather than 'quotes' throughout.**

All use of the word 'quotes' has been changed to 'quotations' where appropriate.

**Page 5. "This was done by hand ...". Please replace with "This was carried out manually ..."**

This sentence has been changed as advised.

**Page 6. "Side effects from TKI treatment were widely reported and said to be ...". Please replace with "Side effects from TKI treatment were common and reported as ..."**

This sentence has been changed as advised.

**Page 7. "Conversely, living with CML was said to have little impact ...". Please replace with "Conversely, living with CML was reported as having little impact ..."**

This sentence has been changed as advised.



**Page 8. "Adaptation was an active process, involving growing knowledge and disease understanding, blood results showing treatment response, and activity adjustments." This sentence does not make sense and it is not clear what point you are making about blood results. Should it read as follows: "Adaptation was an active process, involving growing knowledge and understanding of disease, increased awareness of blood results showing treatment response, and activity adjustments."**

This sentence has been changed as advised.

**Page 8. Please do not start a sentence with "This". It is not clear what you are referring to as this is a new paragraph. Presumably you mean "This positive perspective".**

The word 'this' at the start of the sentence the reviewer refers to has been removed and the sentence altered to:

*Judging themselves as more fortunate was described as 'downward comparison' and was thought to lead to reluctance among some patients to seek help from HCPs (e.g. for side effects), (Wu et al., 2015).*

**Page 9. Do not use "wasn't" in an academic paper (unless you are referring to a direct quotation). Use "was not". Ensure you have checked the paper for any other inappropriate uses of contractions.**

"Wasn't" has been changed to "was not" on page 9, and the document checked for any other inappropriate use of contractions.

**Page 10. The quotation from Bolarinwa et al is on page 197 and not on page 3. Please ensure that you check all the page numbers given for quotations.**

This error has been changed as advised. All page numbers for quotations have been checked and amended if necessary.

**Page 10. "Unintentional non-adherence was also frequently described, commonly due to simple forgetfulness, ...". This is a clumsy sentence and could be more concise. I suggest ""Unintentional non-adherence was also reported, commonly due to simple forgetfulness, ...".**

This sentence has been changed as advised.

**Page 13. "There was a particular need for more information on side effects including impact on sexuality". There is a comma missing after 'effects'. The sentence should read: "There was a particular need for more information on side effects, including impact on sexuality".**

This sentence has been changed as advised.

**Page 15. The authors talk about a disinclination to consult with HCP's but the quotation presented does not indicate this disinclination ("The doctor told me I was lucky to have chronic leukemia ...". Is there are more relevant quotation that could be included here that would indicate a disinclination to contact HCPs?**

The quotation used to represent a disinclination to consult HCPs has been replaced by something more relevant as follows:

*" I can judge it by myself, as I know my condition very well. If I have a flu or fever, I will reduce the dose by myself."* (Lim et al., 2017, p1927)

**Please check all abbreviations and ensure that they are given in full at first use (e.g. USA GP)**

The full manuscript has been checked for abbreviations and ensured they are given in full at first use.

**Page 17. " ...and the influence of HCPs in terms the way they deliver ...". The word 'of' needs to be inserted after 'terms' so that the sentence reads as follows: " ...and the influence of HCPs in terms of the way they deliver ...".**

This sentence has been changed as advised.

**Page 18, last line on the page (new text). Please replace "It's" with "its"**

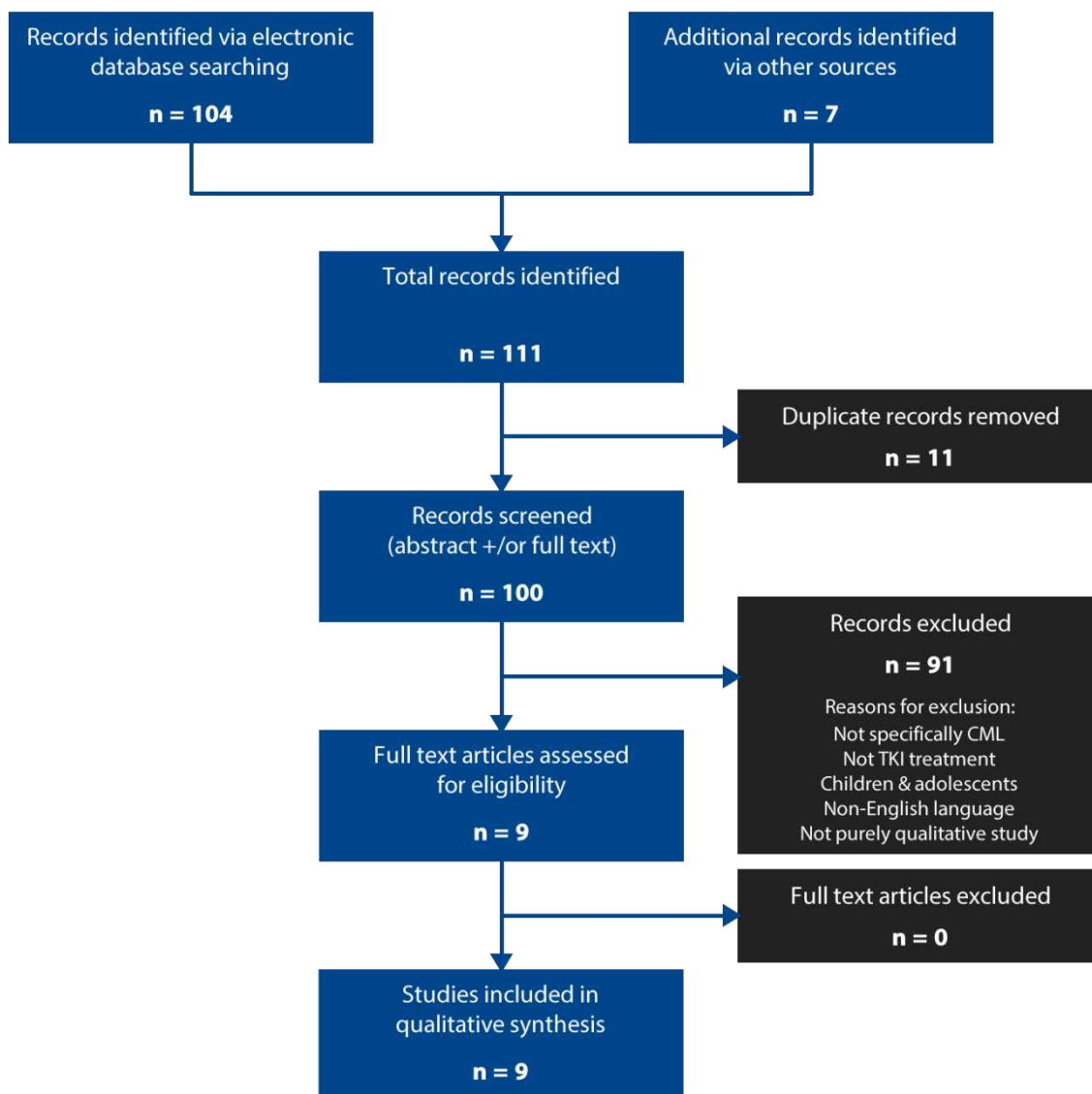
The word "It's" has been altered as advised.

**Page 19, first line (new text). "Strengths were mostly in reporting of results; although this ...". This is a long sentence and would benefit from a full stop after 'results'. I suggest: "Strengths were mostly in reporting of results. Although this ..."**

This sentence has been changed as advised.

Figure 1 requires more clarity.  $104 + 7 = 111$ . So, there should be a box indicating that a total of 111 papers were identified. 100 appears twice in two separate boxes and is unnecessarily repetitive. Reasons for exclusion need to be inserted in the box "Records excluded 91" i.e. how did you get from 100 to 9, what were the reason for excluding 91 papers? All the numbers should be prefaced with 'n' i.e.  $n=104$ ,  $n=7$ ,  $n=111$  etc.

Please see the revised Figure 1 below. An extra box has been added to show the "total records identified" (111), and the first box showing 100 papers, after duplicates removed, has been taken out. Reasons for exclusion of the 91 papers have been detailed in the "records excluded" box. Numbers have all been prefaced with 'n'.



## Abstract

**Purpose:** To investigate the experiences of adults living with chronic myeloid leukaemia and treated with tyrosine kinase inhibitors, with particular reference to factors influencing adherence.

**Methods:** A thematic synthesis of all published qualitative studies examining adults with chronic myeloid leukaemia, receiving tyrosine kinase inhibitors. Eligible publications were identified by searching five electronic databases using defined criteria. The synthesis involved complete coding of extracted data and inductive theme development.

**Results:** Nine studies were included and three overarching themes defined. Overarching themes were: 1) Disease impacts whole life; 2) Disease management strategies; and 3) Valued aspects of care. Side-effects often required physical and psychological adaptation. Patients developed individual decision-making processes to promote adherence and manage side effects. Unintentional non-adherence occurred due to forgetfulness and system failures. Intentional omission also occurred, which together with side effects, was unlikely to be reported to healthcare professionals (HCPs). HCP reassurance about missed doses could reinforce non-adherence. Information needs varied over time and between individuals. Knowledge among patients about treatment was often lacking and could lead to misunderstandings. Patients valued psychological support from HCPs and suggested an individualised approach, facilitating discussion of symptoms, adherence and their perspectives about living with chronic myeloid leukaemia, would improve care.

**Conclusions:** Patients with chronic myeloid leukaemia experienced significant side-effects from treatment and changes to their psychological and physical well-being. They developed their own strategies to manage their disease and treatment. This should be recognised in interventions to improve education, support and the delivery of care that is compassionate and adequately resourced.

## Abstract

**Purpose:** To investigate the experiences of adults living with chronic myeloid leukaemia and treated with tyrosine kinase inhibitors, with particular reference to factors influencing adherence.

**Methods:** A thematic synthesis of all published qualitative studies examining adults with chronic myeloid leukaemia, receiving tyrosine kinase inhibitors. Eligible publications were identified by searching five electronic databases using defined criteria. The synthesis involved complete coding of extracted data and inductive theme development.

**Results:** Nine studies were included and three overarching themes defined. Overarching themes were: 1) Disease impacts whole life; 2) Disease management strategies; and 3) Valued aspects of care. Side-effects often required physical and psychological adaptation. Patients developed individual decision-making processes to promote adherence and manage side effects. Unintentional non-adherence occurred due to forgetfulness and system failures. Intentional omission also occurred, which together with side effects, was unlikely to be reported to healthcare professionals. Health care professional advice could reinforce non-adherence. Information needs varied over time and between individuals. Knowledge among patients about treatment was often lacking and could lead to misunderstandings. Patients valued psychological support from health care professionals and suggested an individualised approach, facilitating discussion of symptoms, adherence and their perspectives about living with chronic myeloid leukaemia, would improve care.

**Conclusions:** Patients with chronic myeloid leukaemia experienced significant side-effects from treatment and changes to their psychological and physical well-being. They developed their own strategies to manage their disease and treatment. This should be recognised in interventions to improve education, support and the delivery of care that is compassionate and adequately resourced.

**Highlights:** Experiences of living with chronic myeloid leukaemia and adhering to prescribed treatment: A thematic synthesis of qualitative studies

- The first qualitative synthesis of chronic myeloid leukaemia patient experiences
- Contrary to trial evidence, CML has significant physical and psychological impact
- Patients develop strategies to manage treatment, often without professional input
- Patients value psychological support, professionals require resources to give this

## **Abstract**

**Purpose:** To investigate the experiences of adults living with chronic myeloid leukaemia and treated with tyrosine kinase inhibitors, with particular reference to factors influencing adherence.

**Methods:** A thematic synthesis of all published qualitative studies examining adults with chronic myeloid leukaemia, receiving tyrosine kinase inhibitors. Eligible publications were identified by searching five electronic databases using defined criteria. The synthesis involved complete coding of extracted data and inductive theme development.

**Results:** Nine studies were included and three overarching themes defined. Overarching themes were: 1) Disease impacts whole life; 2) Disease management strategies; and 3) Valued aspects of care. Side-effects often required physical and psychological adaptation. Patients developed individual decision-making processes to promote adherence and manage side effects. Unintentional non-adherence occurred due to forgetfulness and system failures. Intentional omission also occurred, which together with side effects, was unlikely to be reported to healthcare professionals (HCPs). HCP reassurance about missed doses could reinforce non-adherence. Information needs varied over time and between individuals. Knowledge among patients about treatment was often lacking and could lead to misunderstandings. Patients valued psychological support from HCPs and suggested an individualised approach, facilitating discussion of symptoms, adherence and their perspectives about living with chronic myeloid leukaemia, would improve care.

**Conclusions:** Patients with chronic myeloid leukaemia experienced significant side-effects from treatment and changes to their psychological and physical well-being. They developed their own strategies to manage their disease and treatment. This should be recognised in interventions to improve education, support and the delivery of care that is compassionate and adequately resourced.

## Introduction

Chronic myeloid leukaemia (CML) is a haematological malignancy arising when bone marrow stem cells produce excessive and abnormal white cells. Most people with CML have the Philadelphia chromosome which carries the defective *BCR-ABL<sub>1</sub>* gene, enabling production of the tyrosine kinase enzyme which stimulates the disease process (Frazer et al., 2007). It is characterised by a chronic, accelerated and blast phase, with most diagnoses made in the chronic phase and commonly associated with anaemia and splenomegaly (Jabbour and Kantarjian, 2018). A rare disease (European incidence 1-2/100,000 population), with an average age at diagnosis of around 57 years, CML is more common in men than women (Brunner et al., 2013; Pulte et al., 2013; Rohrbacher and Hasford, 2009; Smith et al., 2011; Visser et al., 2012). Incidence of CML does not differ by ethnic origin, geographical region or socioeconomic status (Hehlmann et al., 2007; Smith et al., 2011).

The introduction of oral tyrosine kinase inhibitors (TKIs: targeted therapies given orally to block cancer cell growth) at the turn of the current century transformed CML from a rapidly fatal disease, to an illness with a chronic trajectory. Imatinib (or Gleevec/Glivec) was the first TKI to be introduced, followed by a range of 'second generation' drugs. Survival has since improved to the extent that European rates are now similar to those of the general population (Björkholm et al., 2011; Smith et al., 2014). Response to TKIs is described as "the most important prognostic factor" for CML management in the European LeukaemiaNet recommendations (Baccarani et al., 2013) and has the greatest effect on survival. Importantly, several studies examining treatment have identified a link between adherence and response (Almeida et al., 2013; Ganesan et al., 2011; Marin et al., 2010; Noens et al., 2009), with influencing factors including: drug dose, time since diagnosis, treatment duration, comorbidity, clinician/patient relationships and patient understanding of CML (Gater et al., 2012; Noens et al., 2014). Since more people are living with the long-term effects of CML (Atallah and Ritchie, 2018), health related quality of life (HRQOL) and symptom burden have gained particular importance. Unfortunately, however, significantly worse outcomes are reported in people with CML compared to the general population (Efficace et al., 2011; Phillips et al., 2013); a situation which can affect adherence (Marin et al., 2010).

Research examining these issues has been criticised for taking a "reductionist biomedical" approach, measuring only objective predictors of non-adherence (i.e. disease and treatment related factors), rather than investigating the role of patients' beliefs, experiences and social situation (Gater et al., 2012). As Sebaste et al (2003) highlight in their key World Health Organisation (WHO) report, viewing the patient as having individual responsibility for adherence ignores contextual factors which impact upon it, such as socioeconomic and



health system issues. More recently, however, qualitative studies have examined broader patient experiences (e.g. Graffigna et al., 2017, Lim et al., 2017). The pragmatic aims of the current study are to: 1) explore how individuals perceive and describe their experiences of taking long-term TKIs, with particular reference to adherence, side effects and quality of life; and 2) generate evidence that can be used to guide clinical practice.

## **Methods**

Although the first part of the synthesis is an open question (to explore the CML experience), suggesting iterative or interpretive approaches were appropriate (Barnett-Page and Thomas, 2009; Dixon-Woods et al., 2006, 2005; Paterson, 2012), the second part (to inform clinical practice) is more pragmatic. Various methods of qualitative synthesis were investigated to find a methodological approach that could incorporate both aspects of the research question, with thematic synthesis considered the most appropriate. Thematic synthesis is a realist approach, which permits an open research question and also reflects our pragmatic aim. In this way, it is comparable to the idea of “subtle realism” (Hammersley, 1992), which accepts that there is a shared reality outside of us, but that one can only know this reality through the minds and perspectives of individuals. Other factors, such as researcher experience and background, available resources and type of data also suited the thematic synthesis approach. Methods were guided by key references (Braun and Clarke, 2013; Thomas and Harden, 2008), as recommended (Barnett-Page and Thomas, 2009; Booth et al., 2016; Flemming, 2007; Paterson, 2012), and are presented below in accordance with the ENhancing Transparency in REporting the synthesis of Qualitative research (ENTREQ) statement (Tong et al., 2012).

### **Search strategy, eligibility and screening**

A systematic search of: “chronic myeloid leukaemia *or* chronic myeloid leukemia *or* leukaemia myelogenous chronic BCR-ABL positive” *and* “patient satisfaction *or* patient experience *or* qualitative research” was conducted within MEDLINE, CINAHL, PsycINFO, Social Sciences Citation Index: Web of Science, and Google Scholar. Electronic alerts were set up in each site, with Scopus used to check citations. The initial search was conducted in 2016, with papers screened for eligibility (see Table 1 for criteria) using the study abstract or full text.

Initial data base searching and citation searches led to the identification of 104 studies, with 7 additional papers found via database alerts (up until September 2019). After the removal of duplicates, 100 studies were screened and 91 removed. Nine studies emerged as eligible, as shown in the PRISMA flow chart in Figure 1 (Liberati et al., 2019). Table 2 provides

summaries of the included studies. Strengths and limitations of eligible studies were appraised by two

researchers (AH, DM) using a quality assessment tool (Hawker et al., 2002). Each study was examined using this tool (Hawker et al., 2002) to allocate gradings ('poor', 'fair' and 'good'), as shown in Table 3. Strengths were noted in the reporting of findings, which ranged from descriptive to conceptual accounts, with quotations being consistent and illustrative of results and themes. Weaknesses were noted in most studies: several did not describe the relationship between researchers and participants or inclusion/exclusion and sampling criteria; others used a theoretical framework but did not report how this was applied during data analysis.

### **Data extraction and coding**

Extracted data included participant quotations, researcher' summaries, and analytical concepts and interpretations, which ensured findings were captured clearly (Thomas and Harden, 2008). Thematic synthesis involved complete coding of extracted data, with codes derived inductively, based on the study aims (Braun and Clarke 2013, Thomas and Harden, 2008). This was carried out manually (AH), with text highlighted and annotated prior to the generation of codes/sub-codes, named to encapsulate "meaning and content" (Thomas and Harden, 2008). Codes were compared across eligible publications, with new entities created and existing fields merged until a coding frame was finalized (Braun and Clarke, 2013). Publications and coding schemes were uploaded into NVIVO, which was used as a retrieval tool for theme development. Themes were developed inductively (AH), based on similarities and differences between codes, with figurative meaning sought via visual mapping and iterative checking, independently assessed by a second researcher (DM). Themes and sub-themes are reported in the Results, represented by patient quotations and excerpts from author-interpretations.

### **Results**

Characteristics of the nine included studies are shown in Table 2. All were published 2011-2018 and included people receiving imatinib or second line TKIs for CML. Not all studies reported the type of TKI as follows: i) Imatinib: 4 studies; ii) TKI (type not reported): 3 studies; iii) "first and second line TKIs": 1 study; iv) Imatinib or nilotinib: 1 study. Often the emphasis was on adherence, but studies also explored patient perceptions of CML, disease stage, disease impact and health-seeking behaviour. All publications contained patient interviews and one also included health care practitioners (HCPs) (Wu et al., 2015). Only data from the patient sample in the latter study was used in the synthesis, to comply with eligibility criteria. Studies were located in Europe, Africa, Australia and South East Asia; and used various qualitative methods, including ethnography, interpretative phenomenological analysis and grounded theory.

Thirty-eight codes were generated from included studies with three overarching themes: 1) Disease impacts whole life; 2) Disease management strategies; and 3) Valued aspects of care; each of which had multiple sub-themes. Themes and sub-themes are reported in the following section, with verbatim patient quotations and excerpts from author-interpretations, which are clearly marked as such. Themes are also summarised in Figure 2, which demonstrates how the initial impact of a CML diagnosis influences the way individuals manage their disease and treatment at this time, and the effect of factors arising over the life-course, including hospital care, disease awareness and changing perspectives and beliefs. Overall, Figure 2 illustrates the individual, situated within the context of what is essentially chronic cancer.

### **Theme 1: Disease impacts on whole life**

This theme relates to the physical, psychological and practical impacts of living with CML, including the effect of this cancer on different areas of life.

#### **1.1: Side effects**

Side effects from TKI treatment were common and reported as physical or psychological. Physical symptoms commonly included nausea and/or vomiting, pain, skin problems and fatigue. Medication and disease effects were reported as impacting on daily life, usual activities and adherence (Bolarinwa et al., 2018; Boons et al., 2018; Chen et al., 2014; Eliasson et al., 2011; Lim et al., 2017; Tan et al., 2017; Wu et al., 2015):

*“Tiredness of colossal, you know—I’ve got a young family and just sort of trying to keep up with the daily routine of that is not easy.”* (Wu et al., 2015, p258)

*“...I don’t want to take it, because it makes me feel sick. And the next day I’d feel a bit better, because I’d not had them.....I consciously didn’t take it. Because I didn’t want to take it...”* (Eliasson et al 2011, p629)

Psychological effects included low mood, but also heightened general health awareness and changes in self-identity through a lessening of self-efficacy and the change from individual to patient (Chen et al., 2014; Graffigna et al., 2017; Guilhot et al., 2013):

*“I was a young man at that stage, I was full of energy and enthusiasm. Full of projects for the future. I felt that I was unbeatable. The diagnosis initially destroyed me and my perceived strength”* (Graffigna et al., 2017, p2748)

Side effects could, however, be mild, or managed by switching to second generation TKIs (Bolarinwa et al., 2018; Chen et al., 2014; Eliasson et al., 2011; Guilhot et al., 2013; Lim et al., 2017).

## **1.2: Adapting daily life**

Many areas of life were affected by CML and its treatment; including employment, leisure activities and family roles (Bolarinwa et al., 2018; Boons et al., 2018; Chen et al., 2014; Eliasson et al., 2011; Graffigna et al., 2017; Guilhot et al., 2013; Lim et al., 2017; Wu et al., 2015). Practical concerns about employment and financial matters were reported by several patients, in relation to side effects of TKIs, the need for frequent hospital appointments or stigma relating to the disease (Chen et al., 2014; Graffigna et al., 2017; Guilhot et al., 2013; Tan et al., 2017) In response, patients adapted their routines to cope and manage, including changing work commitments and/or stopping hobbies (Boons et al., 2018; Chen et al., 2014; Eliasson et al., 2011; Graffigna et al., 2017; Guilhot et al., 2013):

*“I can work 75%, and that is not a major issue in the sense that health is more important, but it has a major impact on my life” (Boons et al., 2018, p647)*

Conversely, living with CML was reported as having little impact on daily life by fewer patients, often after treatment had started (Chen et al., 2014; Guilhot et al., 2013; Lim et al., 2017). Patients also described how their disease and treatment affected family and friends and how they perceived the practical and psychological support from these groups as vital (Graffigna et al., 2017):

*“My family was badly affected by my disease. They were shocked at first, but as time went by they became such an important support for me.” (Graffigna et al., 2017, p. 2747)*

## **1.3: Changing perspectives**

Only two publications referred to the ‘patient journey’ (Graffigna et al., 2017; Guilhot et al., 2013), although all noted changing perspectives according to time since diagnosis. The early post-diagnostic period was defined by ‘shock’, ‘anxious alert’ (described as a heightened awareness of their health) or ‘crisis’, with some patients saying they felt pessimistic and fearful (Graffigna et al., 2017; Guilhot et al., 2013):

*“I hyper-scrutinized my body in search of new symptoms or signals that my health was worsening. At that stage I was certain that ‘the worst’ was still to come.” (Graffigna et al., 2017, p2749)*

This was followed by a process of adaptation, involving the dissipation of anxious feelings, before disease/treatment acceptance (Bolarinwa et al., 2018; Boons et al., 2018; Chen et al., 2014; Eliasson et al., 2011; Graffigna et al., 2017; Guilhot et al., 2013; Lim et al., 2017; Wu et al., 2015). Adaptation was an active process, involving growing knowledge and

understanding of disease, increased awareness of blood results showing treatment response, and activity adjustments:

*“It was all about the children before, educating and dressing them... Now I pay attention to myself more. I listen to myself and to what my body says.”* (Guilhot et al., 2013, p89)

One study reported patients finding it easier to talk about their disease once they had reached acceptance, with people diagnosed more recently saying they found adaptation easier, possibly due to the availability of effective treatments, with better prognosis (Guilhot et al., 2013). Some patients said they had gained more positive perspectives and felt ‘lucky’ they had CML rather than a more acute cancer (Bolarinwa et al., 2018; Graffigna et al., 2017; Guilhot et al., 2013; Wu et al., 2015):

*“There’s a lot more people worse off than me so [I] don’t complain too much.”* (Wu et al., 2015, p259)

Judging themselves as more fortunate was described as ‘downward comparison’ and was thought to lead to reluctance among some patients to seek help from HCPs (e.g. for side effects), (Wu et al., 2015). In contrast, patients also reported continuing feelings of fear and sadness:

*“I think I’ve adjusted to CML. Although to be honest I have to say that I still sometimes feel sad.”* (Graffigna et al., 2017, p2749)

Some patients developed a more negative perspective over time due to their experience of side effects:

*“In the course of time of treatment, patients developed more negative beliefs about TKI due to side effects (e.g. “nasty pills, “a drama”)* (Boons et al., 2018, p648, author quotation).

As patients achieved a ‘new normal’ (Guilhot et al., 2013) following acceptance and adaptation, they were said to renew life plans, such as marriage, friendships and hobbies (Graffigna et al., 2017; Guilhot et al., 2013). Patients expressed feelings which were optimistic, such as hoping to stop treatment in due time (Boons et al., 2018; Graffigna et al., 2017; Wu et al., 2015), but also feelings of fear for the future (Boons et al., 2018; Chen et al., 2014; Graffigna et al., 2017; Guilhot et al., 2013):

*“The idea of no longer responding is worrisome and you wonder about it when you have a chronic disease.”* (Guilhot et al., 2013, p90)

## **Theme 2: Disease management strategies**

This theme captures patient behaviour (disease management and awareness, adherence, management of side effects), at an individual level and in the context of external influences, such as practitioner advice and drug availability.

### **2.1: Patients have their own management strategies**

Patients described many strategies used to help them take their TKI medication, including routine/forward planning, often with family support (Bolarinwa et al., 2018; Boons et al., 2018; Eliasson et al., 2011; Guilhot et al., 2013; Lim et al., 2017; Wu et al., 2015):

*“My husband reminds me to take my drug; at times my phone ring[s] when it gets to the time to take it, I have never missed it...”* (Bolarinwa et al., 2017, p198)

Patients also developed various techniques to manage symptoms/side effects, such as taking medication around mealtimes or before going to bed, to reduce the effects of nausea (Chen et al., 2014; Eliasson et al., 2011; Lim et al., 2017; Wu et al., 2015):

*“I changed to take the medicine before bed-time or after a meal. If I take it with an empty stomach, I will definitely vomit it out in ten minutes.”* (Chen et al., 2014, p124)

However, whilst data suggest some patients were willing to consult HCPs about disease related issues, such as stopping medication, the opposite appeared more common regarding side effects or adherence (Eliasson et al., 2011; Lim et al., 2017; Wu et al., 2015); meaning that HCPs could be unaware of difficulties. Reasons given by patients for non-consultation included reluctance to bother HCPs and/or patients considering their symptoms trivial. Similarly, patients were unlikely to inform HCPs about missed medication, thinking it was not important, not wanting to upset their doctor, or they could judge themselves whether a consultation was required (Eliasson et al., 2011; Lim et al., 2017; Wu et al., 2015):

*“I forgot to take the medicine with me. I’m a little bit worried, but I say no it’s too late now and I don’t want to tell the doctor, I don’t want to upset the doctor”.* (Wu et al., p.258)

*“I was unable to hear for about a week, so I self-adjusted the dose.... I did not seek the consultation from doctors because my next clinic visit was 3 months after that.”* (Lim et al., 2017, p1927)

Some patients reported using complementary and alternative medicines to deal with side effects or for general health, such as herbal preparations and vitamin supplements (Bolarinwa et al., 2018; Wu et al., 2015). Such medicines were also sometimes used as an alternative to TKIs for those who held a strong belief in traditional medicine or when specialist care coverage was inadequate, causing a delay in diagnosis or interruption in TKI treatment (Bolarinwa et al., 2018; Tan et al., 2017):

*“I was very ill, I could not stand and I have no blood that my husband took me to several hospitals and herbalist homes with no relief.”* (Bolarinwa et al., 2018, p197)

## **2.2: Patients make their own decisions about adherence**

Some patients occasionally decided to omit their TKI medication intentionally, often to avoid side effects. This enabled them, for example, to eat and drink normally on social/religious occasions or during periods of illness, which could be further complicated by medication that involved fasting prior to administration (Bolarinwa et al., 2018; Boons et al., 2018; Chen et al., 2014; Eliasson et al., 2011; Lim et al., 2017; Tan et al., 2017; Wu et al., 2015):

*“...I thought there was no way I was going [on holiday] and being tired. So I did actually stop taking the tablets for a week before I went...”* (Eliasson et al., 2011, p629)

Some reported feeling better after missing TKI medication, as side effects were absent (Eliasson et al., 2011). Unintentional non-adherence was also reported, commonly due to simple forgetfulness, often caused by a change in routine, travelling or social occasions (Bolarinwa et al., 2018; Boons et al., 2018; Eliasson et al., 2011; Graffigna et al., 2017; Lim et al., 2017; Tan et al., 2017; Wu et al., 2015):

*“My drug is my life, I try to follow the dosage on the doctor’s prescription, but it might sometimes happen that I forget.”* (Graffigna et al., 2017, p2746)

Patients’ beliefs about their medication affected motivation to adhere (Bolarinwa et al., 2018; Chen et al., 2014; Eliasson et al., 2011; Lim et al., 2017; Wu et al., 2015). Some reported fear of progression, others described themselves as ‘conformists’ who strictly followed medical advice, or said they had ‘faith’ in their doctor and treatment (Eliasson et al., 2011; Wu et al., 2015):

*“...It’s a belief really, that’s keeping me going. I’ve now put all my faith in [the imatinib]. From day one I’ve got faith in [my clinician].”* (Eliasson et al., 2011, p629)

Beliefs and misunderstandings about TKI medication could also result in non-adherence; for example, a fear of long-term effects or believing TKIs are only required if symptomatic (Chen et al., 2014; Tan et al., 2017):



*“I’m not sure about taking this medication, I feel well.”* (Tan et al., 2017, p1031)

Whilst some patients adhered because they did not experience side effects, others did so despite side effects (Eliasson et al., 2011). Data from one publication suggests adherence can change over time (Eliasson et al., 2011) being initially poor as individuals ‘got used to’ the medication, or decreasing over time, as motivation to adhere decreased, and response to medication had been achieved.

When faced with the decision of how to compensate for missed medication, some said they always took their treatment as soon as they remembered (usually the same day), whilst others reported not taking missed dose(s). Reasons patients did not compensate for missed doses included: thinking the missed dose would not affect response; feeling they could judge for themselves whether to change doses; not wanting to bother their doctor; or simply being unable to remember if they had taken a tablet or not (Boons et al., 2018; Eliasson et al., 2011; Lim et al., 2017; Tan et al., 2017; Wu et al., 2015)”

*“I get into the car, due to take off and remember about that, and I say, ‘Ah, only one day’; don’t worry about that.”* (Wu et al., 2015, p258)

### **2.3: External influences on disease management**

Decisions about adherence were made within the context of health and social systems. Unintentional non-adherence could also be due to prescription errors, difficulties with pharmacy (Eliasson et al., 2011) or problems accessing medication, and in certain countries (Nigeria and Malaysia), the costs of disease monitoring (Bolarinwa et al., 2018; Tan et al., 2017). Communication issues were cited as a barrier to TKI adherence, with some patients unable to gain access to advice (Eliasson et al., 2011; Wu et al., 2015):

*“..I guess because you don’t want to get told off for not taking it, you know. And [if I take my imatinib or not] is not something I’ve been specifically asked either.”* (Eliasson et al., 2011, p629)

In some countries (e.g. Nigeria, Malaysia, Brazil and Russia), a limited supply of TKIs or out of pocket costs, such as laboratory costs and long journeys to hospital appointments, could affect adherence (Bolarinwa et al., 2018; Guilhot et al., 2013; Tan et al., 2017):

*“Before [this] my blood test BCR-ABL is free, now I need to pay hundred[s] over. For private [care], we struggle”* (Tan et al., 2017, p1032)

Although the synthesis indicated that high levels of adherence are encouraged by HCPs, there is also evidence that HCPs may unintentionally reinforce non-adherence by reassuring

patients that “missing the odd dose” is acceptable (Bolarinwa et al., 2018; Eliasson et al., 2011; Wu et al., 2015):

*“I’ve missed a couple of nights and I’ve rang like the research nurse and she said, ‘Look, don’t stress. It’s only one night’.”* (Wu et al., 2015, p260)

Patients may also interpret 'stable response' to mean missing medication is safe (Bolarinwa et al., 2018; Boons et al., 2018; Eliasson et al., 2011):

*“Some patients perceived that the missed dose would have no effect on their TKI response and they argued that their haematologist also sometimes said to stop treatment for a period when experiencing side effects...”* (Boons et al., 2018, p648, author quotation)

The extent to which support was provided around adherence and the management of side effects differed between publications (Bolarinwa et al., 2018; Boons et al., 2018; Chen et al., 2014; Eliasson et al., 2011; Guilhot et al., 2013; Wu et al., 2015); and as already noted, conflicting advice could be given about missing medication (Eliasson et al., 2011; Wu et al., 2015):

*“Twelve out of 21 patients made comments in relation to receiving feedback that seemed to have reinforced the belief that ‘occasional’ non-adherence did not matter.”* (Eliasson et al., 2011, p628, author quotation)

Some data suggest that lack of awareness among HCPs about the extent of non-adherence could be due to their reliance on blood-monitoring rather than asking patients (Eliasson et al., 2011; Wu et al., 2015). Patients also said little advice was provided about if/how to compensate for missed medication and often made this decision themselves (Eliasson et al., 2011; Lim et al., 2017; Wu et al., 2015). Patients also indicated that advice on managing side effects could also be lacking (Boons et al., 2018; Wu et al., 2015):

*“When I vomited, the information wasn’t there; do I take another dose, don’t I, will I overdose?”* (Wu et al., 2015, p260)

#### **2.4: Varying patient knowledge and information needs over time**

Patient knowledge and understanding was said to influence disease management, including side effects, adherence and reporting to HCPs (Chen et al., 2014; Eliasson et al., 2011; Graffigna et al., 2017; Lim et al., 2017; Wu et al., 2015). Some patients showed awareness about CML. More, however, lacked knowledge, particularly about treatment (Boons et al., 2018; Chen et al., 2014; Eliasson et al., 2011; Lim et al., 2017; Wu et al., 2015).

Misunderstandings included thinking medication was ‘stored’ in the body (Wu et al., 2015), being unclear on indicators of progression and not fully understanding monitoring:

*“...the nurse insisted that I need to have a regular check, that’s strange, I can’t see why it’s necessary.”* (Chen et al., 2014, p123)

Some patients wanted HCPs to interpret their blood results (Guilhott et al., 2013; Wu et al 2015), while others preferred to be involved themselves:

*“I get the results personally, read them first, and bring them to my doctor.”* (Guilhot et al., 2013, p85)

Boons et al (2018) reported that patients expressed a need for information to be current and presented in an honest, understandable format, including written material. There was a particular need for more information on side effects, including impact on sexuality. Patients also wanted more information about hospital appointment systems and social support:

*“It should be honest, I want to know exactly what to expect”* (Boons et al., 2018, p647)

Guilhot et al. (2013) described patient need for information at each stage in the ‘CML journey’, saying only basic disease/treatment understanding was needed during the initial ‘crisis’/‘shock’ phase; with more detail required during ‘adaptation’. Disappointment amongst patients was noted, concerning how little information clinicians offered at this time:

*“Patients said that their HCPs provided little to no guidance on how to properly take their therapy and that they implemented their own methods to standardize their drug-taking routines.”* (Guilhott et al., 2013, p88, author quotation)

Upon reaching the ‘new normal’, patients’ anxieties reduced and the need for information was said to be minimal (Guilhott et al., 2013).

### **Theme 3: Valued aspects of care**

This theme describes factors valued by people with CML about their care, and potential improvements suggested by patients and HCPs.

#### **3.1: Factors valued by patients and HCPs**

Importantly, rather than education, patients appeared to place greater value on psychological support, offered by HCPs who were accessible, had a caring attitude and would provide reassurance (Bolarinwa et al., 2018; Boons et al., 2018; Eliasson et al., 2011; Guilhot et al., 2013; Lim et al., 2017). The importance of trust and ‘faith’ in HCPs was also discussed (Eliasson et al., 2011; Guilhot et al., 2013; Lim et al., 2017):

*“I was shocked when I was first diagnosed with this disease, but my doctor gave me encouragement. He assured me that this medication will help me, so I felt more relaxed.”* (Lim et al., 2017, p1927)

*“my doctor make[s] sure I get it even during doctor’s strike, he also calls me to find out how I am doing.”* (Bolarinwa et al., 2018, p197)

*“I feel that I am in very good hands. I trust my doctor fully.”* (Guilhot et al., 2013, p85)

Interestingly, more recently diagnosed CML was described by some patients and their HCPs as ‘low key’, in that it was a chronic disease, treatable with low-intensity oral medication. (Chen et al., 2014; Guilhot et al., 2013 Wu et al., 2015):

*“Another patient was “happy knowing there’s a pill [she] can pop” (PT7), noting that other potential treatments were associated with reduced efficacy or greater toxicity.”* (Wu et al., 2015, p259)

*“The first doctor ... said that it was leukemia but I should not be worried because medicine is very developed nowadays,”* (Guilhot et al., 2013, p88)

Whilst this depiction of CML could alleviate anxiety for some, it could also suggest to patients that they should be able to manage their CML themselves, thus contributing to disinclination to consult HCPs.

*“ I can judge it by myself, as I know my condition very well. If I have a flu or fever, I will reduce the dose by myself.”* (Lim et al., 2017, p1927)

### **3.2: Interpersonal and resource-based improvements in care**

Several papers suggested patient/HCP consultations could be more open and individualised (Eliasson et al., 2011; Graffigna et al., 2017; Wu et al., 2015), with better advice on TKI treatment options (Chen et al., 2014; Guilhot et al., 2013), managing side effects (Boons et al., 2018; Guilhot et al., 2013; Lim et al., 2017), dealing with omitted doses (Chen et al., 2014; Eliasson et al., 2011; Wu et al., 2015), monitoring response (Guilhot et al., 2013) and establishing drug-taking routines (Eliasson et al., 2011; Guilhot et al., 2013; Tan et al., 2017) Supportive, non-judgemental and open dialogue, taking account of the patient’s personal ‘narrative’, was also recommended to encourage the sharing of anxieties and adherence behaviour. This reflected patients’ accounts of what they value in their HCP:

*“...open communication will be beneficial to the patient in the management of CML throughout his or her journey.”* (Guilhot et al., 2013, p91, author quotation)

Regarding resources, data indicated that input was lacking from community services, with patients saying their General Practitioner (GP) and local pharmacists had little knowledge of CML (Eliasson et al., Wu et al., 2015). Suggested improvements included more clinic staff

and training people with CML as 'counsellors' for other patients, (Bolarinwa et al., 2018). With respect to facilities and costs, longer-term prescriptions were suggested by both patients and HCPs (Chen et al., 2014):

*“a two-week schedule just passes too quickly, we should be allowed to have a long-term drug supply and only come to visit the doctor when we don't feel right.”* (Chen et al., 2014, p124)

## **Discussion**

The nine qualitative studies included in this thematic synthesis clearly show that CML can have a significant impact on physical and psychological well-being and daily activities. TKI treatment side effects, traditionally physician assessed and reported as mild to moderate in clinical trials (Baccarani et al., 2014; Efficace and Cannella, 2016; Flynn and Atallah, 2016), were found to be widespread and disruptive. Interestingly, within work to develop and test CML specific patient reported outcomes measures, other authors report that the majority of patients with CML experienced persistent symptoms, ranging from mild to severe (Williams et al., 2013; Zulbaran-Rojas et al., 2018). It has been suggested that such long-term symptom burden may be more difficult to tolerate than intensive treatment, given short-term with curative intent (Frick et al., 2017). As previously noted, living with CML is also related to significantly worse health related quality of life (HRQOL) (Efficace et al., 2013; Williams et al., 2013; Zulbaran-Rojas et al., 2018), than found in the general population (Efficace et al., 2011; Phillips et al., 2013). In response, validated CML specific HRQOL and symptom burden questionnaires have been developed (Efficace et al., 2014; Williams et al., 2013), signifying a move away from physician assessed side-effects to patient reported outcome measures.

Our synthesis highlights the chronicity of CML and evidences patients gradually developing strategies, beliefs and decision-making processes to manage their disease, adherence and side effects; often without consultation with hospital clinicians and sometimes without a thorough understanding of their treatment. This is potentially relevant to other cancers managed with oral medication, which represents around 25% of all current cancer treatments in the United States of America (USA) (Abbott et al., 2014; Weingart et al., 2008). This shift from hospital based intravenous therapy to self-managed home treatment has many similarities with chronic illnesses, such as diabetes and cardiovascular diseases, which also tend to be self-managed.

Aspects of self-management in chronic illness, such as adherence to medication are widely documented (Velde et al., 2019). The multifactorial nature of non-adherence to medication in chronic disease as a global burden has been well described in a key WHO report (Sebate et al 2003) and consequent literature. Less well documented are definitions of chronic cancer and patient experiences of chronic cancer, including their disease management and hospital care (Harley et al., 2019; Pizzoli et al., 2019). Interestingly, patient reluctance to seek clinician advice regarding non-adherence and side effects identified in the current study, is corroborated in one of few studies on chronic cancer experience (Harley et al., 2019), and a large survey highlighting unmet needs among CML patients (Breccia et al., 2015).

Our study provides insight and understanding into the complexities CML patients face, contributing context to what is already known. It highlights how patients may lack knowledge about treatment; change their perspective on life; and the influence of HCPs in terms of the way they deliver care and advice. Regarding healthcare systems, it describes the possibility of hospital errors, pharmacy delay and blood monitoring issues. Other authors suggest further complexity due to adherence being underpinned by several factors, including side effects, co-morbidities and physician characteristics (Darkow et al., 2007; Marin et al., 2010; Noens et al., 2009). The multifactorial nature of chronic cancer symptoms is also said to contribute (Frick et al., 2017; Zulbaran-Rojas et al., 2018) with fatigue, for example, relating to treatment, but also psychological distress, physical side effects (e.g. pain), and the impact of these on daily life (e.g. ability to work) (Efficace et al., 2013; Hofman et al., 2007; Zulbaran-Rojas et al., 2018).

Additional complexity is introduced by HCPs if they inadvertently provide conflicting or misguided advice to patients; are unaware how individuals cope with treatment and side effects; or do not provide sufficient or consistent psychological support. Wu et al (2015) highlight complexity of care delivery from the perspective of HCPs, with issues such as budget and time restraints preventing adequate support, and language issues and miscommunication between hospital departments effecting adherence. This study also reports alignment between HCPs and patients regarding the late identification of side effects and perceptions of CML as a low maintenance disease. In recognition of such complicated pathways and experiences, and the impact of health system factors, Harley et al., (2019) developed the Chronic Cancer Experience Questionnaire (CCEQ), which includes multidimensional questions on side effects and daily activities, but also psychological wellbeing and the use of clinical services and available support.

Given the complexity of CML, its increasing prevalence in the TKI era, and emerging evidence of unmet needs, it is important that adequate care and support is available during

long-term survivorship. Although this phase is well documented (Department of Health, 2013; Mayer et al., 2014; McCabe et al., 2013), much available literature refers to the time-period 'beyond' treatment, with little addressing experiences of 'living with' chronic cancers whilst taking continual oral medication, as occurs with CML. This concurs with results from a study in the USA (Frick et al., 2017), where fewer survivorship care plans were reported for patients with chronic cancer (including CML), than for those treated with curative intent.

Although a review of haematology survivorship models identified a diverse range of programmes and suggested primary care HCP involvement (rather than haematology alone or another single discipline), the models were said to lack measures of effectiveness (Taylor et al., 2015). Unclear professional responsibilities, lack of skills and educational resources, and (concurrent with this synthesis), insufficient time, have all been identified as barriers to nurses providing adequate care during survivorship for patients with haematological malignancies (Langbecker et al., 2016; Wallace et al., 2015). Unfortunately, this is associated with a lack of studies addressing self-management interventions for cancer patients in general (Howell et al., 2019), despite considerable literature focusing on factors effecting self-management and the impact of such interventions in chronic disease (McBain et al., 2015; Schulman-Green et al., 2016; Vassilev et al., 2011).

This is the only qualitative synthesis to generate evidence about experiences of living with CML and adhering to prescribed medication. Consequently, we are unable to compare our findings with similar work. Major strengths include a robust search strategy, last updated in September 2019; inclusion of 320 patients; two researchers checking study eligibility, codes and themes; and use of NVIVO computer software to facilitate data management and retrieval. The studies we included originated from different countries, some of which described systems of free access to TKI medication, and others that did not clarify this. However, as all the studies had inclusion criteria that the patient was receiving a TKI medication, presumably those patients in the studies all had access to their medication. Also, as findings were relatively consistent across studies, we expect our analysis is largely transferable to other regions, where patients access TKIs. The synthesis may be limited by the exclusion of grey literature and articles not written in the English language, which could not be fully searched due to time-constraints; however, the authors were not aware of any ongoing work that might impact on study findings.

Included studies (Table 3) also had limitations. Overall, several lacked a thorough reporting of methods, particularly sampling strategies (e.g. inclusion criteria and reporting on excluded participants), and in the application of theoretical models to data analysis. For example, Wu et al., (2015) used interpretative phenomenological analysis (IPA), but did not describe how

its features were implemented in the analysis, including the impact of the researchers' own conceptions on the findings. Strengths were mostly in the reporting of results. Although this varied from descriptive to more conceptual accounts, there was consistency between the data and results, quotations were used appropriately, and findings were generally presented clearly.

Regarding clinical implications, unmet need and outcomes can be appropriately measured using the CCEQ. Survivorship programmes, individualised and developed for patients with CML, would provide the opportunity for discussions about side effects and adherence, enabling HCPs to understand the patient's perspective and understanding, and meet educational requirements, as necessary. Such care should be supported by systems that allow adequate time and resources for this, with a defined role for primary care HCPs, including GPs and practice nurses. Crucially, of greatest value to patients is a caring approach among HCPs, supported by the creation and maintenance of a culture of kindness and compassion (Campling, 2015).

Development of survivorship programmes or other interventions to support self-management in CML requires further qualitative research to investigate the experiences of those caring for people with CML. This should also examine contextual issues for patients, such as social support, views on hospital care and disease knowledge. Recent publications have begun to emerge that suggest some patients may now safely discontinue TKI medication (Clark et al., 2017; Etienne et al., 2017; Saussele et al., 2018). Further qualitative research exploring the experiences of such patients, alongside the QOL measures used in these studies, will add depth to our understanding of this new challenge for patients.

## **Conclusion**

This synthesis has demonstrated the significant impact CML and TKI treatment have on patient wellbeing and day to day life. As with an increasing number of cancers, CML involves the self-management of treatment at home, outside the clinical environment. Our synthesis provides evidence that, in the home-setting, patients develop their own strategies to manage adherence and side effects, often not discussing this with HCPs. CML self-management occurs within the context of the individual's own knowledge and perceptions of their disease, as well as the influence of their HCP and the nuances of the health system providing care. As in other chronic cancers, little research exists about experiences and survivorship in CML, or the perspectives of HCPs. However, given that treatment is administered at home, the development of survivorship programmes or interventions should perhaps look beyond a medical model of disease management, to a more a community-based social model, delivered with the support of primary care teams, in a setting familiar to patients and where



they live their lives. Such an approach, which has the capacity to adapt to individual contexts and choices, may be most appropriate to develop mechanisms for supporting patient decision making and disease management strategies.

## References

- Abbott, R., Edwards, S., Whelan, M., Edwards, J., Dranitsaris, G., 2014. Are community pharmacists equipped to ensure the safe use of oral anticancer therapy in the community setting? Results of a cross-country survey of community pharmacists in Canada. *J. Oncol. Pharm. Pract.* 20, 29–39. <https://doi.org/10.1177/1078155213504975>
- Almeida, M.H. de, Pagnano, K.B.B., Vigorito, A.C., Lorand-Metze, I., Souza, C.A. de, 2013. Adherence to Tyrosine Kinase Inhibitor Therapy for Chronic Myeloid Leukemia: A Brazilian Single-Center Cohort. *Acta Haematol.* 130, 16–22. <https://doi.org/10.1159/000345722>
- Atallah, E., Ritchie, E., 2018. Will tyrosine kinase inhibitors be part of the treatment armamentarium for CML in the future? *Expert Opin. Pharmacother.* 19, 79–81. <https://doi.org/10.1080/14656566.2017.1421633>
- Baccarani, M., Deininger, M.W., Rosti, G., Hochhaus, A., Soverini, S., Apperley, J.F., Cervantes, F., Clark, R.E., Cortes, J.E., Guilhot, F., Hjorth-Hansen, H., Hughes, T.P., Kantarjian, H.M., Kim, D.-W., Larson, R.A., Lipton, J.H., Mahon, F.-X., Martinelli, G., Mayer, J., Müller, M.C., Niederwieser, D., Pane, F., Radich, J.P., Rousset, P., Saglio, G., Saubele, S., Schiffer, C., Silver, R., Simonsson, B., Steegmann, J.-L., Goldman, J.M., Hehlmann, R., 2013. European LeukemiaNet recommendations for the management of chronic myeloid leukemia: 2013. *Blood* 122, 872–884. <https://doi.org/10.1182/blood-2013-05-501569>
- Baccarani, M., Efficace, F., Rosti, G., 2014. Moving towards patient-centered decision-making in chronic myeloid leukemia: assessment of quality of life and symptom burden. *Haematologica* 99, 205–208. <https://doi.org/10.3324/haematol.2013.094045>
- Barnett-Page, E., Thomas, J., 2009. Methods for the synthesis of qualitative research: a critical review. *BMC Med. Res. Methodol.* 9, 59. <https://doi.org/10.1186/1471-2288-9-59>
- Björkholm, M., Ohm, L., Eloranta, S., Derolf, A., Hultcrantz, M., Sjöberg, J., Andersson, T., Höglund, M., Richter, J., Landgren, O., Kristinsson, S.Y., Dickman, P.W., 2011. Success story of targeted therapy in chronic myeloid leukemia: a population-based study of patients diagnosed in Sweden from 1973 to 2008. *J. Clin. Oncol. Off. J. Am. Soc. Clin. Oncol.* 29, 2514–2520. <https://doi.org/10.1200/JCO.2011.34.7146>
- Bolarinwa, R.A., Olowookere, S.A., Owojuyigbe, T.O., Origbo, E.C., Durosinmi, M.A., 2018. Challenges to Care and Medication Adherence of Patients With Chronic Myeloid Leukemia in a Resource Limited Setting: A Qualitative Study. *J. Patient Exp.* 5, 195–200. <https://doi.org/10.1177/2374373517748641>

Boons, C.C.L.M., Harbers, L., Timmers, L., de Jong, J., Swart, E.L., Harry Hendrikse, N., Janssen, J.J.W.M., Hugtenburg, J.G., 2018. Needs for information and reasons for (non)adherence in chronic myeloid leukaemia: Be aware of social activities disturbing daily routines. *Eur. J. Haematol.* <https://doi.org/10.1111/ejh.13155>

Booth, A., Noyes, J., Flemming, K., Garhardus, A., Wahlster, P., Jan van der Wilt, G., Mozygemba, K., Refolo, P., Sacchini, D., Tummers, M., Rehfuess, E., 2016. Guidance on choosing qualitative evidence synthesis methods for use in health technology assessments of complex interventions.

Braun, V., Clarke, V., 2013. *Successful Qualitative Research, a practical guide for beginners*, first ed. ed. Sage, London.

Breccia, M., Efficace, F., Sica, S., Abruzzese, E., Cedrone, M., Turri, D., Gobbi, M., Carella, A.M., Gozzini, A., Usala, E., Cavazzini, F., Danise, P., Tiribelli, M., Binotto, G., Pregno, P., Bocchia, M., Gaidano, G., Crugnola, M., Bonifacio, M., Avanzini, P., Celesti, F., Guella, A., Martino, B., Annunziata, M., Luciano, L., Stagno, F., Vallisa, D., Pungolino, E., Iurlo, A., Rambaldi, A., Nardiello, I., Orlandi, E., Gambacorti-Passerini, C., Alimena, G., 2015. Adherence and future discontinuation of tyrosine kinase inhibitors in chronic phase chronic myeloid leukemia. A patient-based survey on 1133 patients. *Leuk. Res.* 39, 1055–1059. <https://doi.org/10.1016/j.leukres.2015.07.004>

Brunner, A.M., Campigotto, F., Sadrzadeh, H., Drapkin, B.J., Chen, Y.-B., Neuberg, D.S., Fathi, A.T., 2013. Trends in all-cause mortality among patients with chronic myeloid leukemia. *Cancer* 119, 2620–2629. <https://doi.org/10.1002/cncr.28106>

Campling, P., 2015. Reforming the culture of healthcare: the case for intelligent kindness. *BJPsych Bull.* 39, 1–5. <https://doi.org/10.1192/pb.bp.114.047449>

Chen, L.-C., Chen, T.-C., Huang, Y.-B., Chang, C.-S., 2014. Disease acceptance and adherence to imatinib in Taiwanese chronic myeloid leukaemia outpatients. *Int. J. Clin. Pharm.* 36, 120–127. <https://doi.org/10.1007/s11096-013-9867-8>

Clark, R.E., Polydoros, F., Apperley, J.F., Milojkovic, D., Pocock, C., Smith, G., Byrne, J.L., de Lavallade, H., O'Brien, S.G., Coffey, T., Foroni, L., Copland, M., 2017. De-escalation of tyrosine kinase inhibitor dose in patients with chronic myeloid leukaemia with stable major molecular response (DESTINY): an interim analysis of a non-randomised, phase 2 trial. *Lancet Haematol.* 4, e310–e316. [https://doi.org/10.1016/S2352-3026\(17\)30066-2](https://doi.org/10.1016/S2352-3026(17)30066-2)

Darkow, T., Henk, H.J., Thomas, S.K., Feng, W., Baladi, J.-F., Goldberg, G.A., Hatfield, A., Cortes, J., 2007. Treatment Interruptions and Non-Adherence with Imatinib and Associated Healthcare Costs. *Pharmacoeconomics* 25, 481–496. <https://doi.org/10.2165/00019053-200725060-00004>

Department of Health, 2013. Living with and Beyond Cancer: Taking Action to Improve Outcomes (an update to the 2010 The National Cancer Survivorship Initiative Vision).

Dixon-Woods, M., Agarwal, S., Jones, D., Young, B., Sutton, A., 2005. Synthesising qualitative and quantitative evidence: a review of possible methods. *J. Health Serv. Res. Policy* 10, 45–53.

Dixon-Woods, M., Cavers, D., Agarwal, S., Annandale, E., Arthur, A., Harvey, J., Hsu, R., Katbamna, S., Olsen, R., Smith, L., Riley, R., Sutton, A.J., 2006. Conducting a critical interpretive synthesis of the literature on access to healthcare by vulnerable groups. *BMC Med. Res. Methodol.* 6, 35. <https://doi.org/10.1186/1471-2288-6-35>

Efficace, F., Baccarani, M., Breccia, M., Alimena, G., Rosti, G., Cottone, F., Deliliers, G.L., Baratè, C., Rossi, A.R., Fioritoni, G., Luciano, L., Turri, D., Martino, B., Di Raimondo, F., Dabusti, M., Bergamaschi, M., Leoni, P., Simula, M.P., Levato, L., Ulisciani, S., Veneri, D., Sica, S., Rambaldi, A., Vignetti, M., Mandelli, F., GIMEMA, 2011. Health-related quality of life in chronic myeloid leukemia patients receiving long-term therapy with imatinib compared with the general population. *Blood* 118, 4554–4560. <https://doi.org/10.1182/blood-2011-04-347575>

Efficace, F., Baccarani, M., Breccia, M., Cottone, F., Alimena, G., Deliliers, G.L., Baratè, C., Specchia, G., Di Lorenzo, R., Luciano, L., Turri, D., Martino, B., Stagno, F., Dabusti, M., Bergamaschi, M., Leoni, P., Simula, M.P., Levato, L., Fava, C., Veneri, D., Sica, S., Rambaldi, A., Rosti, G., Vignetti, M., Mandelli, F., 2013. Chronic fatigue is the most important factor limiting health-related quality of life of chronic myeloid leukemia patients treated with imatinib. *Leukemia* 27, 1511–1519. <https://doi.org/10.1038/leu.2013.51>

Efficace, F., Baccarani, M., Breccia, M., Saussele, S., Abel, G., Caocci, G., Guilhot, F., Cocks, K., Naeem, A., Sprangers, M., Oerlemans, S., Chie, W., Castagnetti, F., Bombaci, F., Sharf, G., Cardoni, A., Noens, L., Pallua, S., Salvucci, M., Nicolatou-Galitis, O., Rosti, G., Mandelli, F., 2014. International development of an EORTC questionnaire for assessing health-related quality of life in chronic myeloid leukemia patients: the EORTC QLQ-CML24. *Qual. Life Res. Int. J. Qual. Life Asp. Treat. Care Rehabil.* 23, 825–836. <https://doi.org/10.1007/s11136-013-0523-5>

Efficace, F., Cannella, L., 2016. The value of quality of life assessment in chronic myeloid leukemia patients receiving tyrosine kinase inhibitors. *Hematol. Am. Soc. Hematol. Educ. Program* 2016, 170–179. <https://doi.org/10.1182/asheducation-2016.1.170>

Eliasson, L., Clifford, S., Barber, N., Marin, D., 2011. Exploring chronic myeloid leukemia patients' reasons for not adhering to the oral anticancer drug imatinib as prescribed. *Leuk. Res.* 35, 626–630. <https://doi.org/10.1016/j.leukres.2010.10.017>

Etienne, G., Guilhot, J., Rea, D., Rigal-Huguet, F., Nicolini, F., Charbonnier, A., Guerci-Bresler, A., Legros, L., Varet, B., Gardembas, M., Dubruille, V., Tulliez, M., Noel, M.-P., Ianotto, J.-C., Villemagne, B., Carré, M., Guilhot, F., Rousselot, P., Mahon, F.-X., 2017. Long-Term Follow-Up of the French Stop Imatinib (STIM1) Study in Patients With Chronic Myeloid Leukemia. *J. Clin. Oncol. Off. J. Am. Soc. Clin. Oncol.* 35, 298–305. <https://doi.org/10.1200/JCO.2016.68.2914>

Flemming, K., 2007. The synthesis of qualitative research and evidence-based nursing. *Evid. Based Nurs.* 10, 68–71.

Flynn, K.E., Atallah, E., 2016. Quality of Life and Long-Term Therapy in Patients with Chronic Myeloid Leukemia. *Curr. Hematol. Malig. Rep.* 11, 80–85. <https://doi.org/10.1007/s11899-016-0306-5>

Frazer, R., Irvine, A.E., McMullin, M.F., 2007. Chronic Myeloid Leukaemia in The 21st Century. *Ulster Med. J.* 76, 8–17.

Frick, M.A., Vachani, C.C., Bach, C., Hampshire, M.K., Arnold-Korzeniowski, K., Metz, J.M., Hill-Kayser, C.E., 2017. Survivorship and the chronic cancer patient: Patterns in treatment-related effects, follow-up care, and use of survivorship care plans. *Cancer* 123, 4268–4276. <https://doi.org/10.1002/cncr.30862>

Ganesan, P., Sagar, T., Dubashi, B., Rajendranath, R., Kannan, K., Cyriac, S., Nandennavar, M., 2011. Nonadherence to Imatinib adversely affects event free survival in chronic phase chronic myeloid leukemia. *Am. J. Hematol.* 86, 471–474. <https://doi.org/10.1002/ajh.22019>

Gater, A., Heron, L., Abetz-Webb, L., Coombs, J., Simmons, J., Guilhot, F., Rea, D., 2012. Adherence to oral tyrosine kinase inhibitor therapies in chronic myeloid leukemia. *Leuk. Res.* 36, 817–825. <https://doi.org/10.1016/j.leukres.2012.01.021>

Graffigna, G., Cecchini, I., Breccia, M., Capochiani, E., Della Seta, R., Galimberti, S., Melosi, A., Simonetti, F., Pizzuti, M., Capalbo, S.F., Falzetti, F., Mazza, P., Di Renzo, N., Mastrullo,

L., Rapezzi, D., Orlandi, E., Intermesoli, T., Iurlo, A., Pungolino, E., Pacilli, M., 2017. Recovering from chronic myeloid leukemia: the patients' perspective seen through the lens of narrative medicine. *Qual. Life Res. Int. J. Qual. Life Asp. Treat. Care Rehabil.* 26, 2739–2754. <https://doi.org/10.1007/s11136-017-1611-8>

Guilhot, F., Coombs, J., Szczudlo, T., Zernovak, O., Paolantonio, M., Bender, C., Macdonald, N.J., Shapiro, A., 2013. The patient journey in chronic myeloid leukemia patients on tyrosine kinase inhibitor therapies: qualitative insights using a global ethnographic approach. *The Patient* 6, 81–92. <https://doi.org/10.1007/s40271-013-0006-3>

Hammersley, M., 1992. *What's wrong with Ethnography?*, First. ed. Routledge, London.

Harley, C., Pini, S., Kenyon, L., Daffu-O'Reilly, A., Velikova, G., 2019. Evaluating the experiences and support needs of people living with chronic cancer: development and initial validation of the Chronic Cancer Experiences Questionnaire (CCEQ). *BMJ Support. Palliat. Care* 9, e15–e15. <https://doi.org/10.1136/bmjspcare-2015-001032>

Hawker, S., Payne, S., Kerr, C., Hardey, M., Powell, J., 2002. Appraising the evidence: reviewing disparate data systematically. *Qual. Health Res.* 12, 1284–1299. <https://doi.org/10.1177/1049732302238251>

Hehlmann, R., Hochhaus, A., Baccarani, M., 2007. Chronic myeloid leukaemia. *Lancet* 370, 342–350. [https://doi.org/10.1016/S0140-6736\(07\)61165-9](https://doi.org/10.1016/S0140-6736(07)61165-9)

Hofman, M., Ryan, J.L., Figueroa-Moseley, C.D., Jean-Pierre, P., Morrow, G.R., 2007. Cancer-Related Fatigue: The Scale of the Problem. *The Oncologist* 12, 4–10. <https://doi.org/10.1634/theoncologist.12-S1-4>

Howell, D., Richardson, A., May, C., Calman, L., Fazelzad, R., Moradian, S., Foster, C., 2019. Implementation of self-management support in cancer care and normalization into routine practice: a systematic scoping literature review protocol. *Syst. Rev.* 8, 37. <https://doi.org/10.1186/s13643-019-0952-5>

Jabbour, E., Kantarjian, H., 2018. Chronic myeloid leukemia: 2018 update on diagnosis, therapy and monitoring. *Am. J. Hematol.* 93, 442–459. <https://doi.org/10.1002/ajh.25011>

Langbecker, D., Ekberg, S., Yates, P., Chan, A., Chan, R.J., 2016. What are the barriers of quality survivorship care for haematology cancer patients? Qualitative insights from cancer nurses. *J. Cancer Surviv. Res. Pract.* 10, 122–130. <https://doi.org/10.1007/s11764-015-0458-7>

Liberati, L., Altman, D.G., Tetzlaff, J., Murlow, C., Gotzsche, P.C., Ioannidis, J., P., A., Clarke, M., Devereaux, P., J., Kleijnen, J., Moher, D., 2009. The PRISMA statement for reporting systematic reviews and meta-analyses of studies that evaluate healthcare interventions: explanation and elaboration. *BMJ*. 339. <https://doi.org/10.1136/bmj.b2700>

Lim, Y.M., Eng, W.L., Chan, H.K., 2017. Understanding and Challenges in Taking Tyrosine Kinase Inhibitors among Malaysian Chronic Myeloid Leukemia Patients: A Qualitative Study. *Asian Pac. J. Cancer Prev. APJCP* 18, 1925–1930. <https://doi.org/10.22034/APJCP.2017.18.7.1925>

Marin, D., Bazeos, A., Mahon, F.-X., Eliasson, L., Milojkovic, D., Bua, M., Apperley, J.F., Szydlo, R., Desai, R., Kozlowski, K., Paliompeis, C., Latham, V., Foroni, L., Molimard, M., Reid, A., Rezvani, K., de Lavallade, H., Guallar, C., Goldman, J., Khorashad, J.S., 2010. Adherence is the critical factor for achieving molecular responses in patients with chronic myeloid leukemia who achieve complete cytogenetic responses on imatinib. *J. Clin. Oncol. Off. J. Am. Soc. Clin. Oncol.* 28, 2381–2388. <https://doi.org/10.1200/JCO.2009.26.3087>

Mayer, D.K., Nekhlyudov, L., Snyder, C.F., Merrill, J.K., Wollins, D.S., Shulman, L.N., 2014. American Society of Clinical Oncology Clinical Expert Statement on Cancer Survivorship Care Planning. *J. Oncol. Pract.* 10, 345–351. <https://doi.org/10.1200/JOP.2014.001321>

McBain, H., Shipley, M., Newman, S., 2015. The impact of self-monitoring in chronic illness on healthcare utilisation: a systematic review of reviews. *BMC Health Serv. Res.* 15, 565. <https://doi.org/10.1186/s12913-015-1221-5>

McCabe, M.S., Faithfull, S., Makin, W., Wengstrom, Y., 2013. Survivorship programs and care planning. *Cancer* 119 Suppl 11, 2179–2186. <https://doi.org/10.1002/cncr.28068>

Noens, L., Hensen, M., Kucmin-Bemelmans, I., Lofgren, C., Gilloteau, I., Vrijens, B., 2014. Measurement of adherence to BCR-ABL inhibitor therapy in chronic myeloid leukemia: current situation and future challenges. *HAEMATOLOGICA* 99, 437–447. <https://doi.org/10.3324/haematol.2012.082511>

Noens, L., van Lierde, M.-A., De Bock, R., Verhoef, G., Zachee, P., Berneman, Z., Martiat, P., Mineur, P., Van Eygen, K., MacDonald, K., De Geest, S., Albrecht, T., Abraham, I., 2009. Prevalence, determinants, and outcomes of nonadherence to imatinib therapy in patients with chronic myeloid leukemia: the ADAGIO study. *BLOOD* 113, 5401–5411. <https://doi.org/10.1182/blood-2008-12-196543>

Paterson, 2012. It looks great but how do I know if it fits?: an introduction to meta-synthesis research, in: *Synthesizing Qualitative Research*. John Wiley & Sons, Ltd, Chichester, pp. 1–20.

Phillips, K.M., Pinilla-Ibarz, J., Sotomayor, E., Lee, M.R., Jim, H.S.L., Small, B.J., Sokol, L., Lancet, J., Tinsley, S., Sweet, K., Komrokji, R., Jacobsen, P.B., 2013. Quality of life outcomes in patients with chronic myeloid leukemia treated with tyrosine kinase inhibitors: a controlled comparison. *Support. Care Cancer Off. J. Multinat. Assoc. Support. Care Cancer* 21, 1097–1103. <https://doi.org/10.1007/s00520-012-1630-5>

Pizzoli, S.F.M., Renzi, C., Arnaboldi, P., Russell-Edu, W., Pravettoni, G., 2019. From life-threatening to chronic disease: Is this the case of cancers? A systematic review. *Cogent Psychol.* 6, 1577593. <https://doi.org/10.1080/23311908.2019.1577593>

Pulte, D., Barnes, B., Jansen, L., Eisemann, N., Emrich, K., Gondos, A., Hentschel, S., Holleczeck, B., Kraywinkel, K., Brenner, H., the GEKID Cancer Survival Working Group, 2013. Population level survival of patients with chronic myelocytic leukemia in Germany compared to the US in the early 21st century. *J. Hematol. Oncol.* *J Hematol Oncol* 6, 70. <https://doi.org/10.1186/1756-8722-6-70>

Rohrbacher, M., Hasford, J., 2009. Epidemiology of chronic myeloid leukaemia (CML). *Best Pract. Res. Clin. Haematol., Advances in Biology and Therapy of Chronic Myeloid Leukaemia* 22, 295–302. <https://doi.org/10.1016/j.beha.2009.07.007>

Saussele, S., Richter, J., Guilhot, J., Gruber, F.X., Hjorth-Hansen, H., Almeida, A., Janssen, J.J.W.M., Mayer, J., Koskenvesa, P., Panayiotidis, P., Olsson-Strömberg, U., Martinez-Lopez, J., Rousselot, P., Vestergaard, H., Ehrencrona, H., Kairisto, V., Machová Poláková, K., Müller, M.C., Mustjoki, S., Berger, M.G., Fabarius, A., Hofmann, W.-K., Hochhaus, A., Pfirrmann, M., Mahon, F.-X., EURO-SKI investigators, 2018. Discontinuation of tyrosine kinase inhibitor therapy in chronic myeloid leukaemia (EURO-SKI): a prespecified interim analysis of a prospective, multicentre, non-randomised, trial. *Lancet Oncol.* 19, 747–757. [https://doi.org/10.1016/S1470-2045\(18\)30192-X](https://doi.org/10.1016/S1470-2045(18)30192-X)

Schulman-Green, D., Jaser, S.S., Park, C., Whittemore, R., 2016. A metasynthesis of factors affecting self-management of chronic illness. *J. Adv. Nurs.* 72, 1469–1489. <https://doi.org/10.1111/jan.12902>

Smith, A., Howell, D., Patmore, R., Jack, A., Roman, E., 2011. Incidence of haematological malignancy by sub-type: a report from the Haematological Malignancy Research Network. *Br. J. Cancer* 105, 1684–1692. <https://doi.org/10.1038/bjc.2011.450>



Smith, A.G., Painter, D., Howell, D.A., Evans, P., Smith, G., Patmore, R., Jack, A., Roman, E., 2014. Determinants of survival in patients with chronic myeloid leukaemia treated in the new era of oral therapy: findings from a UK population-based patient cohort. *BMJ Open* 4, e004266. <https://doi.org/10.1136/bmjopen-2013-004266>

Tan, B.K., Tan, S.B., Chen, L.-C., Chang, K.M., Chua, S.S., Balashanker, S., Kamarul Jaman, H.N.B., Edmund, S.C., Bee, P.C., 2017. Medication-related issues associated with adherence to long-term tyrosine kinase inhibitors for controlling chronic myeloid leukemia: a qualitative study. *Patient Prefer. Adherence* 11, 1027–1034. <https://doi.org/10.2147/PPA.S132894>

Taylor, K., Chan, R.J., Monterosso, L., 2015. Models of survivorship care provision in adult patients with haematological cancer: an integrative literature review. *Support. Care Cancer Off. J. Multinat. Assoc. Support. Care Cancer* 23, 1447–1458. <https://doi.org/10.1007/s00520-015-2652-6>

Thomas, J., Harden, A., 2008. Methods for the thematic synthesis of qualitative research in systematic reviews. *BMC Med. Res. Methodol.* 8, 45. <https://doi.org/10.1186/1471-2288-8-45>

Tong, A., Flemming, K., McInnes, E., Oliver, S., Craig, J., 2012. Enhancing transparency in reporting the synthesis of qualitative research: ENTREQ. *BMC Med. Res. Methodol.* 12, 181. <https://doi.org/10.1186/1471-2288-12-181>

Vassilev, I., Rogers, A., Sanders, C., Kennedy, A., Blickem, C., Protheroe, J., Bower, P., Kirk, S., Chew-Graham, C., Morris, R., 2011. Social networks, social capital and chronic illness self-management: a realist review. *Chronic Illn.* 7, 60–86. <https://doi.org/10.1177/1742395310383338>

Velde, D.V. de, Zutter, F.D., Satink, T., Costa, U., Janquart, S., Senn, D., Vriendt, P.D., 2019. Delineating the concept of self-management in chronic conditions: a concept analysis. *BMJ Open* 9, e027775. <https://doi.org/10.1136/bmjopen-2018-027775>

Visser, O., Trama, A., Maynadié, M., Stiller, C., Marcos-Gragera, R., De Angelis, R., Mallone, S., Tereanu, C., Allemani, C., Ricardi, U., Schouten, H.C., RARECARE Working Group, 2012. Incidence, survival and prevalence of myeloid malignancies in Europe. *Eur. J. Cancer Oxf. Engl.* 1990 48, 3257–3266. <https://doi.org/10.1016/j.ejca.2012.05.024>

Wallace, A., Downs, E., Gates, P., Thomas, A., Yates, P., Chan, R.J., 2015. Provision of survivorship care for patients with haematological malignancy at completion of treatment: A

cancer nursing practice survey study. *Eur. J. Oncol. Nurs.* 19, 516–522. <https://doi.org/10.1016/j.ejon.2015.02.012>

Weingart, S.N., Brown, E., Bach, P.B., Eng, K., Johnson, S.A., Kuzel, T.M., Langbaum, T.S., Leedy, R.D., Muller, R.J., Newcomer, L.N., O'Brien, S., Reinke, D., Rubino, M., Saltz, L., Walters, R.S., 2008. NCCN Task Force Report: Oral chemotherapy. *J. Natl. Compr. Cancer Netw. JNCCN* 6 Suppl 3, S1-14.

Williams, L.A., Garcia Gonzalez, A.G., Ault, P., Mendoza, T.R., Sailors, M.L., Williams, J.L., Huang, F., Nazha, A., Kantarjian, H.M., Cleeland, C.S., Cortes, J.E., 2013. Measuring the symptom burden associated with the treatment of chronic myeloid leukemia. *Blood* 122, 641–647. <https://doi.org/10.1182/blood-2013-01-477687>

Wu, S., Chee, D., Ugalde, A., Butow, P., Seymour, J., Schofield, P., 2015. Lack of congruence between patients' and health professionals' perspectives of adherence to imatinib therapy in treatment of chronic myeloid leukemia: A qualitative study. *Palliat. Support. Care* 13, 255–263. <https://doi.org/10.1017/S1478951513001260>

Zulbaran-Rojas, A., Lin, H.-K., Shi, Q., Williams, L.A., George, B., Garcia-Manero, G., Jabbour, E., O'Brien, S., Ravandi, F., Wierda, W., Estrov, Z., Borthakur, G., Kadia, T., Cleeland, C., Cortes, J.E., Kantarjian, H., 2018. A prospective analysis of symptom burden for patients with chronic myeloid leukemia in chronic phase treated with frontline second- and third-generation tyrosine kinase inhibitors. *Cancer Med.* 7, 5457–5469. <https://doi.org/10.1002/cam4.1808>

**Table 1 Eligibility criteria**

	<b>Inclusion</b>	<b>Exclusion</b>
<b>Participant characteristics</b>	CML diagnosis Aged $\geq 18$ years Males and females Chronic phase Long-term TKI use (i.e. lifelong) Outpatient management Any geographical location	Aged $\leq 18$ years Accelerated/blast phase Receiving end-of-life care Not treated with TKIs Inpatient management
<b>Type of study</b>	Qualitative	Clinical trials/quantitative Systematic reviews Non-English language

**Table 2: Summary of included studies**

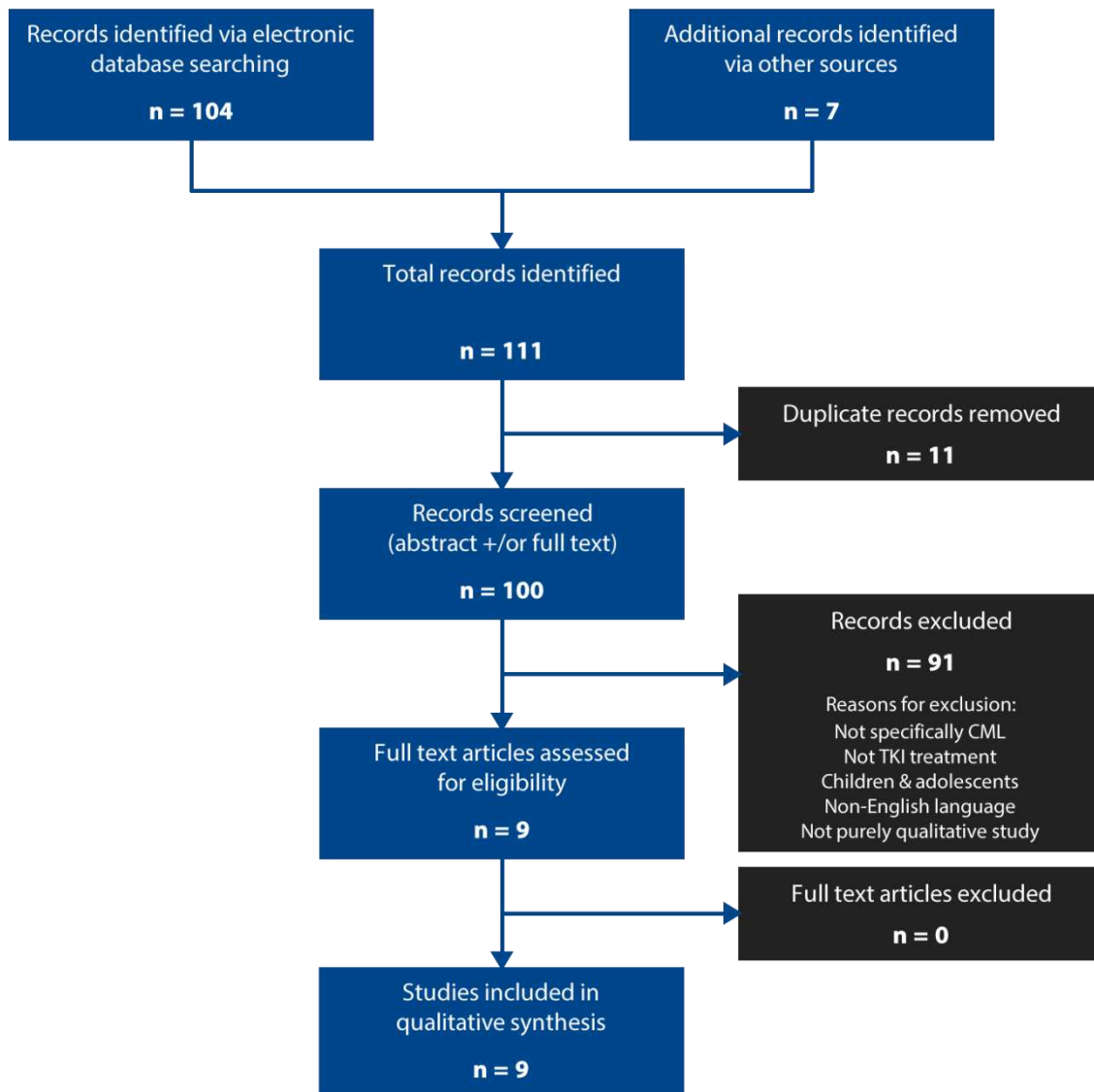
Author/year	Population/country	Participants (N, age, sex)	Research question	Data collection	Research approach/ analysis
Eliasson et al 2011	CML patients attending hospital, UK	N=21 Age 33-70 Male 11, Female 10	To explore the experience of CML patients of taking (or not) imatinib as prescribed	In-depth unstructured interviews	Constant comparison
Guilhot et al 2013	CML patients from clinical centres and online communities, Brazil, France, Germany, Russia and Spain	N=50 Age 21-80 Sex not reported	To assess the effects of diagnosis and treatment on patients with CML and offer recommendations for HCPs to better support patients	In-depth, semi-structured interviews with patients and relatives. Diary, photo journal and debriefing interview (Brazil and France only)	Ethnography
Chen et al 2014	CML patients attending an oncology outpatient clinic, Southern Taiwan	N=42 Age 20-80 Male 23, Female 19	To explore CML patients' experiences of treatment with imatinib, and understand perceptions, attitudes and concerns that may influence adherence	Semi-structured interviews	Constant comparison; theme saturation
Wu et al 2015	CML patients and HCPs at a specialist cancer centre, Australia	Patients: N=16 Age 26-71 Male 9, Female 7 Practitioners: N=10 (4 Haematologists, 3 nurses, 3 pharmacists)	To explore and compare patient experiences with HCP perceptions of imatinib	Semi-structured interviews	Interpretative phenomenological analysis
Bolarinwa et al 2017	CML patients attending the only hospital providing free imatinib, Nigeria	N=20 Age 25–56 Male 10, Female 10	To evaluate delayed diagnosis, health-seeking behaviour, medication use and other challenges faced by people living with CML on imatinib	In-depth semi-structured interviews	Grounded theory (until saturation); content analysis of themes
Graffigna et al 2017	CML patients in 22 onco-haematological centres, Italy	N=158 Characteristics not reported	To reconstruct the subjective meaning- process related to CML and explore the psychological impact of suspending therapy	Narrative diaries	Narrative inquiry. Lexicography software analysis and a “purely qualitative analysis” of narratives by hand.
Lim et al 2017	CML patients at a tertiary care centre,	N=13	To explore patients'	Semi-structured	Content analysis

	Northern Malaysia	Age 47.8 (mean) Male 8, Female 5	understanding and challenges in taking imatinib and nilotinib	interviews Questionnaire	
<b>Boons et al 2018</b>	CML patients from a Dutch advocacy group, treated at 9 hospitals, Holland	N=13 Age 27-73 Male 5, Female 8	To understand reasons for non-adherence and patient need for information and communication	Semi-structured interviews Questionnaire	Mixed methods Qualitative thematic framework analysis

**Table 3: Quality appraisal of included articles using Hawker et al (2002)**

<b>Author/year</b>	<b>Abstract/ title</b>	<b>Introduction/ aims</b>	<b>Methods/ data</b>	<b>Sampling</b>	<b>Data analysis</b>	<b>Ethics/bias</b>	<b>Findings</b>	<b>Transferability/ generalisability</b>	<b>Implications/ usefulness</b>
Eliasson et al 2011	Good	Good	Fair	Fair	Fair	Fair	Good	Fair	Fair
Guilhot et al 2013	Good	Fair	Good	Fair	Fair	Fair	Good	Fair	Fair
Chen et al 2014	Good	Fair	Fair	Fair	Poor	Fair	Fair	Fair	Fair
Wu et al 2015	Fair	Good	Fair	Fair	Fair	Fair	Fair	Fair	Good
Bolarinwa et al 2017	Fair	Fair	Fair	Fair	Poor	Fair	Good	Fair	Fair
Graffigna et al 2017	Fair	Fair	Fair	Poor	Fair	Poor	Fair	Poor	Fair
Lim et al 2017	Good	Good	Good	Fair	Poor	Fair	Fair	Good	Good
Tan et al 2017	Good	Good	Good	Fair	Fair	Fair	Good	Fair	Good
Boons et al 2018	Fair	Fair	Fair	Fair	Poor	Fair	Good	Fair	Good

**Figure 1 Screening process and identification of eligible studies**



**Figure 2: The patient experience of CML in context and over time**

