



PUBLISHED FOR SISSA BY SPRINGER

RECEIVED: February 12, 2013

ACCEPTED: April 20, 2013

PUBLISHED: May 15, 2013

Nonzero $|U_{e3}|$ from charged lepton corrections and the atmospheric neutrino mixing angle

David Marzocca,^{a,1} S.T. Petcov,^{a,b,2} Andrea Romanino^a and M.C. Sevilla^c

^aSISSA/ISAS and INFN,

Via Bonomea 265, I-34136 Trieste, Italy

^bKavli IPMU (WPI), University of Tokyo,

5-1-5 Kashiwanoha, 277-8583 Kashiwa, Japan

^cInstituto de Física Corpuscular, CSIC-Universitat de Valencia,

Apartado de Correos 22085, E-46071 Valencia, Spain

E-mail: dmarzocc@sissa.it

ABSTRACT: After the successful determination of the reactor neutrino mixing angle $\theta_{13} \cong 0.16 \neq 0$, a new feature suggested by the current neutrino oscillation data is a sizeable deviation of the atmospheric neutrino mixing angle θ_{23} from $\pi/4$. Using the fact that the neutrino mixing matrix $U = U_e^\dagger U_\nu$, where U_e and U_ν result from the diagonalisation of the charged lepton and neutrino mass matrices, and assuming that U_ν has a i) bimaximal (BM), ii) tri-bimaximal (TBM) form, or else iii) corresponds to the conservation of the lepton charge $L' = L_e - L_\mu - L_\tau$ (LC), we investigate quantitatively what are the minimal forms of U_e , in terms of angles and phases it contains, that can provide the requisite corrections to U_ν so that θ_{13} , θ_{23} and the solar neutrino mixing angle θ_{12} have values compatible with the current data. Two possible orderings of the 12 and the 23 rotations in U_e , “standard” and “inverse”, are considered. The results we obtain depend strongly on the type of ordering. In the case of “standard” ordering, in particular, the Dirac CP violation phase δ , present in U , is predicted to have a value in a narrow interval around i) $\delta \cong \pi$ in the BM (or LC) case, ii) $\delta \cong 3\pi/2$ or $\pi/2$ in the TBM case, the CP conserving values $\delta = 0, \pi, 2\pi$ being excluded in the TBM case at more than 4σ .

KEYWORDS: Neutrino Physics, CP violation

ARXIV EPRINT: [1302.0423](https://arxiv.org/abs/1302.0423)

¹Corresponding author.

²Also at: Institute of Nuclear Research and Nuclear Energy, Bulgarian Academy of Sciences, 1784 Sofia, Bulgaria.

Contents

1	Introduction	1
2	General setup	4
2.1	Standard ordering	5
2.2	Inverse ordering	10
3	Results with standard ordering	12
4	Results with the inverse ordering	17
5	Summary and conclusions	19
A	Parametrisation of the PMNS matrix	22
B	Statistical analysis	23

1 Introduction

Understanding the origin of the patterns of neutrino masses and mixing, emerging from the neutrino oscillation, 3H β -decay, etc. data is one of the most challenging problems in neutrino physics. It is part of the more general fundamental problem in particle physics of understanding the origins of flavour, i.e., of the patterns of the quark, charged lepton and neutrino masses and of the quark and lepton mixing.

At present we have compelling evidence for the existence of mixing of three light massive neutrinos ν_i , $i = 1, 2, 3$, in the weak charged lepton current (see, e.g., [1]). The masses m_i of the three light neutrinos ν_i do not exceed approximately 1 eV, $m_i \lesssim 1$ eV, i.e., they are much smaller than the masses of the charged leptons and quarks. The three light neutrino mixing we will concentrate on in the present article, is described (to a good approximation) by the Pontecorvo, Maki, Nakagawa, Sakata (PMNS) 3×3 unitary mixing matrix, U_{PMNS} . In the widely used standard parametrisation [1], U_{PMNS} is expressed in terms of the solar, atmospheric and reactor neutrino mixing angles θ_{12} , θ_{23} and θ_{13} , respectively, and one Dirac — δ , and two Majorana [2] — α_{21} and α_{31} , CP violation (CPV) phases:

$$U_{\text{PMNS}} \equiv U = V(\theta_{12}, \theta_{23}, \theta_{13}, \delta) Q(\alpha_{21}, \alpha_{31}), \tag{1.1}$$

where

$$V = \begin{pmatrix} 1 & 0 & 0 \\ 0 & c_{23} & s_{23} \\ 0 & -s_{23} & c_{23} \end{pmatrix} \begin{pmatrix} c_{13} & 0 & s_{13}e^{-i\delta} \\ 0 & 1 & 0 \\ -s_{13}e^{i\delta} & 0 & c_{13} \end{pmatrix} \begin{pmatrix} c_{12} & s_{12} & 0 \\ -s_{12} & c_{12} & 0 \\ 0 & 0 & 1 \end{pmatrix}, \tag{1.2}$$

$$Q = \text{diag}(1, e^{i\alpha_{21}/2}, e^{i\alpha_{31}/2}), \tag{1.3}$$

Parameter	Best fit	1σ range	2σ range	3σ range
$\sin \theta_{13}$	0.155	0.147–0.163	0.139–0.170	0.130–0.177
$\sin^2 \theta_{12}$	0.307	0.291–0.325	0.275–0.342	0.259–0.359
$\sin^2 \theta_{23}$ (NH)	0.386	0.365–0.410	0.348–0.448	0.331–0.637
$\sin^2 \theta_{23}$ (IH)	0.392	0.370–0.431	$0.353\text{--}0.484 \oplus 0.543\text{--}0.641$	0.335–0.663
δ (NH)	3.39	2.42–4.27	—	—
δ (IH)	3.42	2.61–4.62	—	—

Table 1. Summary of the results of the global fit of the PMNS mixing angles taken from [13] and used in our analysis. The results on the atmospheric neutrino angle θ_{23} and on the Dirac CPV phase δ depend on the type of neutrino mass hierarchy. The values of $\sin^2 \theta_{23}$ and δ obtained in both the cases of normal hierarchy (NH) and inverted hierarchy (IH) are shown.

and we have used the standard notation $c_{ij} \equiv \cos \theta_{ij}$, $s_{ij} \equiv \sin \theta_{ij}$ with $0 \leq \theta_{ij} \leq \pi/2$, $0 \leq \delta \leq 2\pi$ and, in the case of interest for our analysis, $0 \leq \alpha_{j1} \leq 2\pi$, $j = 2, 3$ (see, however, [3]). If CP invariance holds, we have $\delta = 0, \pi$, and [4–6] $\alpha_{21(31)} = 0, \pi$.

The neutrino oscillation data, accumulated over many years, allowed to determine the parameters which drive the solar and atmospheric neutrino oscillations, Δm_{21}^2 , θ_{12} and $|\Delta m_{31}^2| \cong |\Delta m_{32}^2|$, θ_{23} , with a high precision.¹

Furthermore, there were spectacular developments in the last 1.5 years in what concerns the angle θ_{13} (see, e.g., [1]). They culminated in a high precision determination of $\sin^2 2\theta_{13}$ in the Daya Bay experiment with reactor $\bar{\nu}_e$ [7, 8]:

$$\sin^2 2\theta_{13} = 0.089 \pm 0.010 \pm 0.005. \tag{1.4}$$

Similarly the RENO, Double Chooz, and T2K experiments reported, respectively, 4.9σ , 2.9σ and 3.2σ evidences for a non-zero value of θ_{13} [9–12], compatible with the Daya Bay result. The high precision measurement on θ_{13} described above and the fact that θ_{13} turned out to have a relatively large value, have far reaching implications for the program of research in neutrino physics (see, e.g., [1]). After the successful measurement of θ_{13} , the determination of the absolute neutrino mass scale, of the type of the neutrino mass spectrum, of the nature — Dirac or Majorana, of massive neutrinos, as well as getting information about the status of CP violation in the lepton sector, are the most pressing and challenging problems and the highest priority goals of the research in the field of neutrino physics.

A global analysis of the latest neutrino oscillation data presented at the Neutrino 2012 International Conference, was performed in [13]. The results on $\sin^2 \theta_{12}$, $\sin^2 \theta_{23}$ and $\sin^2 \theta_{13}$ obtained in [13], which play important role in our further discussion, are given in table 1. An inspection of table 1 shows that, in addition to the nonzero value of θ_{13} , the new feature which seems to be suggested by the current global neutrino oscillation data is

¹The most recent data on the neutrino masses, mixing and neutrino oscillations were reviewed recently in several presentations at Neutrino 2012, the XXV International Conference on Neutrino Physics and Astrophysics (June 4–10, 2012, Kyoto, Japan), available at the web-site <http://neu2012.kek.jp>.

a sizeable deviation of the angle θ_{23} from the value $\pi/4$. This trend is confirmed by the results of the subsequent analysis of the global neutrino oscillation data performed in [14].

Although $\theta_{13} \neq 0$, $\theta_{23} \neq \pi/4$ and $\theta_{12} \neq \pi/4$, the deviations from these values are small, in fact we have $\sin \theta_{13} \cong 0.16 \ll 1$, $\pi/4 - \theta_{23} \cong 0.11$ and $\pi/4 - \theta_{12} \cong 0.20$, where we have used the relevant best fit values in table 1. The value of θ_{13} and the magnitude of deviations of θ_{23} and θ_{12} from $\pi/4$ suggest that the observed values of θ_{13} , θ_{23} and θ_{12} might originate from certain ‘‘symmetry’’ values which undergo relatively small (perturbative) corrections as a result of the corresponding symmetry breaking. This idea was and continues to be widely explored in attempts to understand the pattern of mixing in the lepton sector (see, e.g., [15–37]). Given the fact that the PMNS matrix is a product of two unitary matrices,

$$U = U_e^\dagger U_\nu, \tag{1.5}$$

where U_e and U_ν result respectively from the diagonalisation of the charged lepton and neutrino mass matrices, it is usually assumed that U_ν has a specific form dictated by a symmetry which fixes the values of the three mixing angles in U_ν that would differ, in general, by perturbative corrections from those measured in the PMNS matrix, while U_e (and symmetry breaking effects that we assume to be subleading) provide the requisite corrections. A variety symmetry forms of U_ν have been explored in the literature on the subject (see, e.g., [38]). In the present study we will consider three widely used forms.

i) Tribimaximal Mixing (TBM) [39–43]:

$$U_{\text{TBM}} = \begin{pmatrix} \sqrt{\frac{2}{3}} & \sqrt{\frac{1}{3}} & 0 \\ -\sqrt{\frac{1}{6}} & \sqrt{\frac{1}{3}} & \sqrt{\frac{1}{2}} \\ \sqrt{\frac{1}{6}} & -\sqrt{\frac{1}{3}} & \sqrt{\frac{1}{2}} \end{pmatrix}; \tag{1.6}$$

ii) Bimaximal Mixing (BM) [44–48]:

$$U_{\text{BM}} = \begin{pmatrix} \frac{1}{\sqrt{2}} & \frac{1}{\sqrt{2}} & 0 \\ -\frac{1}{2} & \frac{1}{2} & \frac{1}{\sqrt{2}} \\ \frac{1}{2} & -\frac{1}{2} & \frac{1}{\sqrt{2}} \end{pmatrix}; \tag{1.7}$$

iii) the form of U_ν resulting from the conservation of the lepton charge $L' = L_e - L_\mu - L_\tau$ of the neutrino Majorana mass matrix [49] (LC):

$$U_{\text{LC}} = \begin{pmatrix} \frac{1}{\sqrt{2}} & \frac{1}{\sqrt{2}} & 0 \\ -\frac{c_{23}^\nu}{\sqrt{2}} & \frac{c_{23}^\nu}{\sqrt{2}} & s_{23}^\nu \\ \frac{s_{23}^\nu}{\sqrt{2}} & -\frac{s_{23}^\nu}{\sqrt{2}} & c_{23}^\nu \end{pmatrix}, \tag{1.8}$$

where $c_{23}^\nu = \cos \theta_{23}^\nu$ and $s_{23}^\nu = \sin \theta_{23}^\nu$.

We will define the assumptions we make on U_e and U_ν in full generality in section 2. Those assumptions allow us to cover, in particular, the case of corrections from U_e to the three widely used forms of U_ν indicated above. We would like to notice here that if $U_e = \mathbf{1}$, $\mathbf{1}$ being the unity 3×3 matrix, we have:

- i) $\theta_{13} = 0$ in all three cases of interest of U_ν ;
- ii) $\theta_{23} = \pi/4$, if U_ν coincides with U_{TBM} or U_{BM} , while θ_{23} can have an arbitrary value if U_ν is given by U_{LC} ;
- iii) $\theta_{12} = \pi/4$, for $U_\nu = U_{\text{BM}}$ or U_{LC} , while $\theta_{12} = \sin^{-1}(1/\sqrt{3})$ if $U_\nu = U_{\text{TBM}}$.

Thus, the matrix U_e has to generate corrections

- i) leading to $\theta_{13} \neq 0$ compatible with the observations in all three cases of U_ν considered;
- ii) leading to the observed deviation of θ_{12} from $\pi/4$ in the cases of $U_\nu = U_{\text{BM}}$ or U_{LC} .
- iii) leading to the sizeable deviation of θ_{23} from $\pi/4$ for $U_\nu = U_{\text{TBM}}$ or U_{BM} , if it is confirmed by further data that $\sin^2 \theta_{23} \cong 0.40$.

In the present article we investigate quantitatively what are the “minimal” forms of the matrix U_e in terms of the number of angles and phases it contains, that can provide the requisite corrections to U_{TBM} , U_{BM} and U_{LC} so that the angles in the resulting PMNS matrix have values which are compatible with those derived from the current global neutrino oscillation data, table 1. Our work is a natural continuation of the study some of us have done in [22] and earlier in [18–21].

The paper is organised as follows. In section 2 we describe the general setup and we introduce the two types of “minimal” charged lepton “rotation” matrix U_e we will consider: with “standard” and “inverse” ordering. The two differ by the order in which the 12 and 23 rotations appear in U_e . In the same section we derive analytic expressions for the mixing angles and the Dirac phase δ of the PMNS matrix in terms of the parameters of the charged lepton matrix U_e both for the tri-bimaximal and bimaximal (or LC) forms of the neutrino “rotation” matrix U_ν . In sections 3 and 4 we perform a numerical analysis and derive, in particular, the intervals of allowed values at a given C.L. of the neutrino mixing angle parameters $\sin^2 \theta_{12}$, $\sin^2 \theta_{23}$ and $\sin^2 \theta_{13}$, the Dirac phase δ and the rephasing invariant J_{CP} associated with δ , in the cases of the standard and inverse ordering of the charged lepton corrections. A summary and conclusions are presented in section 5. Further details are reported in two appendices. In appendix A we illustrate in detail the parametrisation we use for the standard ordering setup. Finally, in appendix B we describe the statistical analysis used to obtain the numerical results.

2 General setup

While neutrino masses and mixings may or may not look anarchical, the hierarchy of charged lepton masses suggests an ordered origin of lepton flavour. Given the wide spectrum of specific theoretical models, which essentially allows to account for any pattern of lepton masses and mixings, we would like to consider here the consequence for lepton mixing of simple, general assumptions on its origin. As we have indicated in the Introduction, we are interested in the possibility that the θ_{13} mixing angle originates because of the contribution of the charged lepton sector to lepton mixing [15–30]. The latter assumption

needs a precise definition. In order to give it, let us recall that the PMNS mixing matrix is given by

$$U = U_e^\dagger U_\nu, \quad \text{with } U_e, U_\nu \text{ defined by} \quad \begin{aligned} m_E &= U_{e^c}^* m_E^{\text{diag}} U_e^\dagger \\ m_\nu &= U_\nu^* m_\nu^{\text{diag}} U_\nu^\dagger, \end{aligned} \quad (2.1)$$

where m_E and m_ν are respectively the charged lepton and neutrino Majorana mass matrices (in a basis assumed to be defined by the unknown physics accounting for their structure) and m_E^{diag} and m_ν^{diag} are diagonal with positive eigenvalues.

We will assume that the neutrino contribution U_ν to the PMNS matrix U has $U_{13}^\nu = 0$, so that the PMNS angle θ_{13} vanishes in the limit in which the charged lepton contribution U_e can be neglected, $U_e = \mathbf{1}$. This is a prediction of a number of theoretical models. As a consequence, U_ν can be parameterized as

$$U_\nu = \Psi_\nu R_{23}(\theta_{23}^\nu) R_{12}(\theta_{12}^\nu) \Phi_\nu, \quad (2.2)$$

where $R_{ij}(\theta)$ is a rotation by an angle θ in the ij block and Ψ_ν, Φ_ν are diagonal matrices of phases. We will in particular consider specific values of θ_{12}^ν and, in certain cases, of θ_{23}^ν , representing the predictions of well known models.

The above assumption on the structure of U_ν is not enough to draw conclusions on lepton mixing: any form of U can still be obtained by combining U_ν with an appropriate charged lepton contribution $U_e = U_\nu U^\dagger$. However, the hierarchical structure of the charged lepton mass matrix allows to motivate a form of U_e similar to that of U_ν , with $U_{13}^e = 0$, so that we can write:²

$$U_e = \Psi_e R_{23}^{-1}(\theta_{23}^e) R_{12}^{-1}(\theta_{12}^e) \Phi_e. \quad (2.3)$$

In fact, the diagonalisation of the charged lepton mass matrix gives rise to a value of U_{13}^e that is small enough to be negligible for our purposes, unless the hierarchy of masses is a consequence of correlations among the entries of the charged lepton mass matrix or the value of the element $(m_E)_{31}$, contrary to the common lore, happens to be sizable. In such a scheme, with no 13 rotation neither in the neutrino nor in the charged lepton sector, the PMNS angle θ_{13} is generated purely by the interplay of the 23 and 12 rotations in eqs. (2.2) and (2.3).

While the assumption that U_{13}^e is small, leading to eq. (2.3), is well motivated, textures leading to a sizeable U_{13}^e are not excluded. In such cases, it is possible to obtain an “inverse ordering” of the R_{12} and R_{23} rotations in U_e :

$$U_e = \Psi_e R_{12}^{-1}(\theta_{12}^e) R_{23}^{-1}(\theta_{23}^e) \Phi_e. \quad (2.4)$$

In the following, we will also consider such a possibility.

2.1 Standard ordering

Consider first the standard ordering in eq. (2.3). We can then combine U_ν and U_e in eqs. (2.2) and (2.3) to obtain the PMNS matrix. When doing that, the two 23 rotations, by

²The use of the inverse in eqs. (2.3) and (2.4) is only a matter of convention. This choice allows us to lighten the notation in the subsequent expressions.

the θ_{23}^ν and θ_{23}^e angles, can be combined into a single 23 rotation by an angle $\hat{\theta}_{23}$. The latter angle is not necessarily simply given by the sum $\hat{\theta}_{23} = \theta_{23}^\nu + \theta_{23}^e$ because of the possible effect of the phases in Ψ_ν , Ψ_e (see further, eq. (A.3)). Nevertheless, the combination $R_{23}(\theta_{23}^e)\Psi_e^*\Psi_\nu R_{23}(\theta_{23}^\nu)$ entering the PMNS matrix is surely a unitary matrix acting on the 23 block and, as such, it can be written as $\Omega_\nu R_{23}(\hat{\theta}_{23})\Omega_e$, where $\Omega_{\nu,e}$ are diagonal matrices of phases and $\hat{\theta}_{23} \in [0, \pi/2]$. Moreover, we can write $\Omega_\nu R_{23}(\hat{\theta}_{23})\Omega_e = \Omega'_\nu \Phi R_{23}(\hat{\theta}_{23})\Omega'_e$, where $\Phi = \text{diag}(1, e^{i\phi}, 1)$ and $\Omega'_{\nu,e}$ are diagonal matrices of phases that commute with the 12 transformations and either are unphysical or can be reabsorbed in other phases. The PMNS matrix can therefore be written as [22]

$$U = PR_{12}(\theta_{12}^e)\Phi R_{23}(\hat{\theta}_{23})R_{12}(\theta_{12}^\nu)Q, \tag{2.5}$$

where the angle $\hat{\theta}_{23}$ can have any value, P is a diagonal matrix of unphysical phases, Q contains the two Majorana CPV phases, and $\Phi = \text{diag}(1, e^{i\phi}, 1)$ contains the only Dirac CPV phase. The explicit relation between the physical parameters $\hat{\theta}_{23}$, ϕ and the original parameters of the model (θ_{23}^ν , θ_{23}^e , and the two phases in $\Psi = \Psi_e^*\Psi_\nu$) can be useful to connect our results to the predictions of specific theoretical models. We provide it in appendix A.

The observable angles in the standard PMNS parametrisation are given by

$$\begin{aligned} \sin \theta_{13} &= |U_{e3}| = \sin \theta_{12}^e \sin \hat{\theta}_{23}, \\ \sin^2 \theta_{23} &= \frac{|U_{\mu 3}|^2}{1 - |U_{e3}|^2} = \sin^2 \hat{\theta}_{23} \frac{\cos^2 \theta_{12}^e}{1 - \sin^2 \theta_{12}^e \sin^2 \hat{\theta}_{23}}, \\ \sin^2 \theta_{12} &= \frac{|U_{e2}|^2}{1 - |U_{e3}|^2} = \frac{|\sin \theta_{12}^\nu \cos \theta_{12}^e + e^{i\phi} \cos \theta_{12}^\nu \cos \hat{\theta}_{23} \sin \theta_{12}^e|^2}{1 - \sin^2 \theta_{12}^e \sin^2 \hat{\theta}_{23}}. \end{aligned} \tag{2.6}$$

The rephasing invariant related to the Dirac CPV phase, which determines the magnitude of CP violation effects in neutrino oscillations [50], has the following well known form in the standard parametrisation:

$$J_{\text{CP}} = \text{Im} \{ U_{e1}^* U_{\mu 3}^* U_{e3} U_{\mu 1} \} = \frac{1}{8} \sin \delta \sin 2\theta_{13} \sin 2\theta_{23} \sin 2\theta_{12} \cos \theta_{13}. \tag{2.7}$$

At the same time, in the parametrisation given in eq. (2.5), we get:

$$J_{\text{CP}} = -\frac{1}{8} \sin \phi \sin 2\theta_{12}^e \sin 2\hat{\theta}_{23} \sin \hat{\theta}_{23} \sin 2\theta_{12}^\nu. \tag{2.8}$$

The relation between the phases ϕ and δ present in the two parametrisations is obtained by equating eq. (2.7) and eq. (2.8) and taking also into account the corresponding formulae for the real part of $U_{e1}^* U_{\mu 3}^* U_{e3} U_{\mu 1}$. To leading order in $\sin \theta_{13}$, one finds the approximate relation $\delta \simeq -\phi$ (see further eqs. (2.19), (2.20) and eqs. (2.24) and (2.25) for the exact relations).

In this work we aim to go beyond the simplest cases considered already, e.g., in [22], where the charged lepton corrections to neutrino mixing are dominated only by the angle θ_{12}^e and $\hat{\theta}_{23}$ is fixed at the maximal value $\hat{\theta}_{23} = \pi/4$, and consider the case in which $\hat{\theta}_{23}$ is

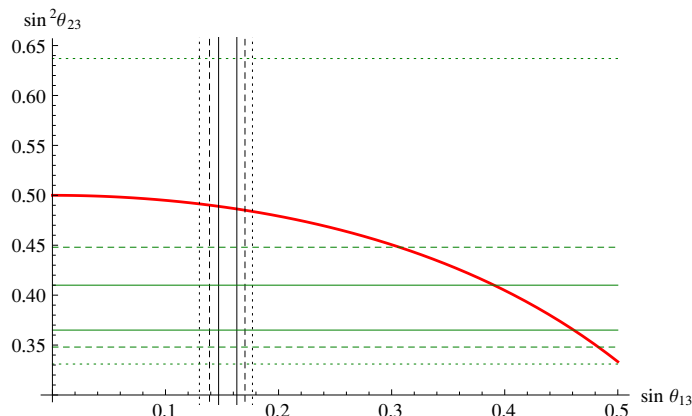


Figure 1. The thick red line corresponds to the relation in eq. (2.9). The black and green lines show the 1σ , 2σ , 3σ contours (solid, dashed and dotted lines, respectively) for $\sin \theta_{13}$ and $\sin^2 \theta_{23}$, as obtained in [13] (see table 1).

essentially free. A deviation of $\hat{\theta}_{23}$ from $\pi/4$ can occur in models in which $\theta_{23}^\nu = \pi/4$ (BM, TBM) because of the charged lepton contribution to $\hat{\theta}_{23}$, or in models in which θ_{23}^ν itself is not maximal (LC). This choice allows to account for a sizeable deviation of θ_{23} from the value $\pi/4$, which appears to be suggested by the data [13]. If we keep the assumption $\hat{\theta}_{23} = \pi/4$, the atmospheric mixing angle would be given by

$$\sin^2 \theta_{23} = \frac{1}{2} \frac{1 - 2 \sin^2 \theta_{13}}{1 - \sin^2 \theta_{13}} \cong \frac{1}{2} (1 - \sin^2 \theta_{13}), \quad \text{where} \quad \sin \theta_{13} = \frac{1}{\sqrt{2}} \sin \theta_{12}^e. \quad (2.9)$$

This in turn would imply that the deviation from maximal atmospheric neutrino mixing corresponding to the observed value of θ_{13} is relatively small, as shown in figure 1. As for the neutrino angle θ_{12}^ν , we will consider two cases:

- *bimaximal* mixing (BM): $\theta_{12}^\nu = \frac{\pi}{4}$ (as also predicted by models with approximate conservation of $L' = L_e - L_\mu - L_\tau$);
- *tri-bimaximal* mixing (TBM): $\theta_{12}^\nu = \sin^{-1} \frac{1}{\sqrt{3}}$.

Since in the approach we are following the four parameters of the PMNS matrix (the three measured angles θ_{12} , θ_{23} , θ_{13} and the CPV Dirac phase δ) will be expressed in terms of only three parameters (the two angles θ_{12}^e , $\hat{\theta}_{23}$ and the phase ϕ), the values of θ_{12} , θ_{23} , θ_{13} and δ will be correlated. More specifically, δ can be expressed as a function of the three angles, $\delta = \delta(\theta_{12}, \theta_{23}, \theta_{13})$, and its value will be determined by the values of the angles. As a consequence, the J_{CP} factor also will be a function of θ_{12} , θ_{23} and θ_{13} , which will allow us to obtain predictions for the magnitude of the CP violation effects in neutrino oscillations using the current data on $\sin^2 \theta_{12}$, $\sin^2 \theta_{23}$ and $\sin \theta_{13}$.

We note first that using eq. (2.6) we can express $\sin^2 \theta_{23}$ in terms of $\sin^2 \hat{\theta}_{23}$ and $\sin^2 \theta_{13}$:

$$\sin^2 \theta_{23} = \frac{\sin^2 \hat{\theta}_{23} - \sin^2 \theta_{13}}{1 - \sin^2 \theta_{13}}, \quad \cos^2 \theta_{23} = \frac{\cos^2 \hat{\theta}_{23}}{1 - \sin^2 \theta_{13}}. \quad (2.10)$$

It follows from these equations that $\hat{\theta}_{23}$ differs little from θ_{23} (it is somewhat larger). Further, using eqs. (2.6) and (2.10), we can express $\sin^2 \theta_{12}$ in terms of θ'_{12} , θ_{23} , θ_{13} and ϕ :

$$\sin^2 \theta_{12} = (1 - \cos^2 \theta_{23} \cos^2 \theta_{13})^{-1} \left[\sin^2 \theta'_{12} \sin^2 \theta_{23} + \cos^2 \theta'_{12} \cos^2 \theta_{23} \sin^2 \theta_{13} + \frac{1}{2} \sin 2\theta'_{12} \sin 2\theta_{23} \sin \theta_{13} \cos \phi \right]. \quad (2.11)$$

As we have already indicated, we will use in the analysis which follows two specific values of $\theta'_{12} = \pi/4$ (BM or LC); $\sin^{-1}(1/\sqrt{3})$ (TBM). Equation (2.11) will lead in each of the two cases to a new type of “sum rules”, i.e., to a correlation between the value of θ_{12} and the values of θ_{23} , θ_{13} and ϕ . In the case of bimaximal and tri-bimaximal θ'_{12} , the sum rules have the form:

$$\text{BM : } \sin^2 \theta_{12} = \frac{1}{2} + \frac{1}{2} \frac{\sin 2\theta_{23} \sin \theta_{13} \cos \phi}{1 - \cos^2 \theta_{23} \cos^2 \theta_{13}} \quad (2.12)$$

$$\cong \frac{1}{2} + \cot \theta_{23} \sin \theta_{13} \cos \phi (1 - \cot^2 \theta_{23} \sin^2 \theta_{13} + \mathcal{O}(\cot^4 \theta_{23} \sin^4 \theta_{13})), \quad (2.13)$$

$$\text{TBM : } \sin^2 \theta_{12} = \frac{1}{3} \left(2 + \frac{\sqrt{2} \sin 2\theta_{23} \sin \theta_{13} \cos \phi - \sin^2 \theta_{23}}{1 - \cos^2 \theta_{23} \cos^2 \theta_{13}} \right) \quad (2.14)$$

$$\cong \frac{1}{3} [1 + 2\sqrt{2} \cot \theta_{23} \sin \theta_{13} \cos \phi (1 - \cot^2 \theta_{23} \sin^2 \theta_{13}) + \cot^2 \theta_{23} \sin^2 \theta_{13} + \mathcal{O}(\cot^4 \theta_{23} \sin^4 \theta_{13})]. \quad (2.15)$$

The expressions for $\sin^2 \theta_{12}$ in eqs. (2.12) and (2.14) are exact, while those given in eqs. (2.13) and (2.15) are obtained as expansions in the small parameter $\cot^2 \theta_{23} \sin^2 \theta_{13}$. The latter satisfies $\cot^2 \theta_{23} \sin^2 \theta_{13} \lesssim 0.063$ if $\sin^2 \theta_{23}$ and $\sin^2 \theta_{13}$ are varied in the 3σ intervals quoted in table 1. To leading order in $\sin \theta_{13}$ the sum rule in eq. (2.13) was derived in [19].

We note next that since θ_{12} , θ_{23} and θ_{13} are known, eq. (2.11) allows us to express $\cos \phi$ as a function of θ_{12} , θ_{23} and θ_{13} and to obtain the range of possible values of ϕ . Indeed, it follows from eqs. (2.12) and (2.14) that

$$\text{BM : } \cos \phi = -\frac{\cos 2\theta_{12} (1 - \cos^2 \theta_{23} \cos^2 \theta_{13})}{\sin 2\theta_{23} \sin \theta_{13}}, \quad (2.16)$$

$$\text{TBM : } \cos \phi = \frac{(3 \sin^2 \theta_{12} - 2) (1 - \cos^2 \theta_{23} \cos^2 \theta_{13}) + \sin^2 \theta_{23}}{\sqrt{2} \sin 2\theta_{23} \sin \theta_{13}}. \quad (2.17)$$

Taking for simplicity for the best fit values of the three angles in the PMNS matrix $\sin^2 \theta_{12} = 0.31$, $\sin^2 \theta_{23} = 0.39$ and $\sin \theta_{13} = 0.16$ (see table 1), we get:

$$\cos \phi \cong -0.99 \text{ (BM); } \quad \cos \phi \cong -0.20 \text{ (TBM)}. \quad (2.18)$$

Equating the imaginary and real parts of $U_{e1}^* U_{\mu 3}^* U_{e3} U_{\mu 1}$ in the standard parametrisation and in the parametrisation under discussion one can obtain a relation between the

CPV phases δ and ϕ . We find for the BM case ($\theta'_{12} = \pi/4$):

$$\sin \delta = -\frac{\sin \phi}{\sin 2\theta_{12}}, \quad (2.19)$$

$$\cos \delta = \frac{\cos \phi}{\sin 2\theta_{12}} \left(\frac{2 \sin^2 \theta_{23}}{\sin^2 \theta_{23} \cos^2 \theta_{13} + \sin^2 \theta_{13}} - 1 \right). \quad (2.20)$$

Since, as can be easily shown,

$$\sin 2\theta_{12} = \left(1 - 4 \frac{\cot^2 \theta_{23} \sin^2 \theta_{13} \cos^2 \phi}{(1 + \cot^2 \theta_{23} \sin^2 \theta_{13})^2} \right)^{\frac{1}{2}}, \quad (2.21)$$

we indeed have to leading order in $\sin \theta_{13}$, $\sin \delta \cong -\sin \phi$ and $\cos \delta \cong \cos \phi$.

The expressions for $\sin \delta$ and $\cos \delta$ in eqs. (2.19) and (2.20) are exact. It is not difficult to check that we have $\sin^2 \delta + \cos^2 \delta = 1$. Using the result for $\cos \phi$, eq. (2.16), we can get expressions for $\sin \delta$ and $\cos \delta$ in terms of θ_{12} , θ_{23} and θ_{13} . We give below the result for $\cos \delta$:

$$\cos \delta = -\frac{1}{2 \sin \theta_{13}} \cot 2\theta_{12} \tan \theta_{23} (1 - \cot^2 \theta_{23} \sin^2 \theta_{13}). \quad (2.22)$$

Numerically we find for $\sin^2 \theta_{12} = 0.31$, $\sin^2 \theta_{23} = 0.39$ and $\sin \theta_{13} = 0.16$:

$$\sin \delta \cong \pm 0.170, \quad \cos \delta \cong -0.985. \quad (2.23)$$

Therefore, we have $\delta \simeq \pi$. For fixed $\sin^2 \theta_{12}$ and $\sin \theta_{13}$, $|\cos \delta|$ increases with the increasing of $\sin^2 \theta_{23}$. However, $\sin^2 \theta_{23}$ cannot increase arbitrarily since eq. (2.12) and the measured values of $\sin^2 \theta_{12}$ and $\sin^2 \theta_{13}$ imply that the scheme with bimaximal mixing under discussion can be self-consistent only for values of $\sin^2 \theta_{23}$, which do not exceed a certain maximal value. The latter is determined taking into account the uncertainties in the values of $\sin^2 \theta_{12}$ and $\sin \theta_{13}$ in section 3, where we perform a statistical analysis using the data on $\sin^2 \theta_{23}$, $\sin^2 \theta_{12}$, $\sin \theta_{13}$ and δ as given in [13].

In a similar way we obtain for the TBM case ($\theta'_{12} = \sin^{-1}(1/\sqrt{3})$):

$$\sin \delta = -\frac{2\sqrt{2}}{3} \frac{\sin \phi}{\sin 2\theta_{12}}, \quad (2.24)$$

$$\begin{aligned} \cos \delta = & \frac{2\sqrt{2}}{3 \sin 2\theta_{12}} \cos \phi \left(-1 + \frac{2 \sin^2 \theta_{23}}{\sin^2 \theta_{23} \cos^2 \theta_{13} + \sin^2 \theta_{13}} \right) \\ & + \frac{1}{3 \sin 2\theta_{12}} \frac{\sin 2\theta_{23} \sin \theta_{13}}{\sin^2 \theta_{23} \cos^2 \theta_{13} + \sin^2 \theta_{13}}. \end{aligned} \quad (2.25)$$

The results for $\sin \delta$ and $\cos \delta$ we have derived are again exact and, as can be shown, satisfy $\sin^2 \delta + \cos^2 \delta = 1$. Using the above expressions and the expression for $\sin^2 \theta_{12}$ given in eq. (2.14) and neglecting the corrections due to $\sin \theta_{13}$, we obtain $\sin \delta \simeq -\sin \phi$ and $\cos \delta \simeq \cos \phi$. With the help of eq. (2.17) we can express $\sin \delta$ and $\cos \delta$ in terms of θ_{12} , θ_{23} and θ_{13} . The result for $\cos \delta$ reads:

$$\cos \delta = \frac{\tan \theta_{23}}{3 \sin 2\theta_{12} \sin \theta_{13}} [1 + (3 \sin^2 \theta_{12} - 2)(1 - \cot^2 \theta_{23} \sin^2 \theta_{13})]. \quad (2.26)$$

For the best fit values of $\sin^2 \theta_{12} = 0.31$, $\sin^2 \theta_{23} = 0.39$ and $\sin \theta_{13} = 0.16$, we find:

$$\sin \delta \cong \pm 0.999, \quad \cos \delta \cong -0.0490. \quad (2.27)$$

Thus, in this case $\delta \simeq \pi/2$ or $3\pi/2$. For $\sin^2 \theta_{23} = 0.50$ and the same values of $\sin^2 \theta_{12}$ and $\sin^2 \theta_{13}$ we get $\cos \delta \cong -0.096$ and $\sin \delta \cong \pm 0.995$.

The fact that the value of the Dirac CPV phase δ is determined (up to an ambiguity of the sign of $\sin \delta$) by the values of the three mixing angles θ_{12} , θ_{23} and θ_{13} of the PMNS matrix, eqs. (2.22) and (2.26), are the most striking predictions of the scheme considered with standard ordering and bimaximal and tri-bimaximal mixing in the neutrino sector. For the best fit values of θ_{12} , θ_{23} and θ_{13} we get $\delta \cong \pi$ and $\delta \cong \pi/2$ or $3\pi/2$ in the cases of bimaximal and tri-bimaximal mixing, respectively. These results imply also that in the scheme with standard ordering under discussion, the J_{CP} factor which determines the magnitude of CP violation in neutrino oscillations is also a function of the three angles θ_{12} , θ_{23} and θ_{13} of the PMNS matrix:

$$J_{\text{CP}} = J_{\text{CP}}(\theta_{12}, \theta_{23}, \theta_{13}, \delta(\theta_{12}, \theta_{23}, \theta_{13})) = J_{\text{CP}}(\theta_{12}, \theta_{23}, \theta_{13}). \quad (2.28)$$

This allows to obtain predictions for the range of possible values of J_{CP} using the current data on $\sin^2 \theta_{12}$, $\sin^2 \theta_{23}$ and $\sin \theta_{13}$. We present these predictions in section 3. The predictions we derive for δ and J_{CP} will be tested in the experiments searching for CP violation in neutrino oscillations, which will provide information on the value of the Dirac phase δ .

We would like to note that the sum rules we obtain in the BM (LC) and TBM cases, eqs. (2.22) and (2.26), differ from the sum rules derived in [51, 52] using van Dyck and Klein type discrete symmetries (S_4 , A_4 , A_5 , etc.), and in [53] on the basis of SU(5) GUT and S_4 , A_4 and $\Delta(96)$ symmetries. More specifically, for the values of $\sin^2 \theta_{12}$, $\sin^2 \theta_{23}$ and $\sin^2 \theta_{13}$, compatible with current global neutrino oscillation data, for instance, the predictions for the value of the CPV phase δ obtained in the present study differ from those found in [51–53]. The same comment is valid also for the possible ranges of values of $\sin^2 \theta_{12}$ and $\sin^2 \theta_{23}$ found by us and in [51, 52]. Our predictions for δ agree with the ones reviewed in [53] in the context of charged lepton corrections, once we take the particular case $\hat{\theta}_{23} = \theta_{23}^\nu$.

2.2 Inverse ordering

As anticipated, we also study for completeness the case where the diagonalisation of the charged lepton mass matrix gives rise to the inverse ordering in eq. (2.4). The PMNS matrix, in this case, can be written as [18]

$$U = R_{23}(\tilde{\theta}_{23}^e) R_{12}(\tilde{\theta}_{12}^e) \Psi R_{23}(\theta_{23}^\nu) R_{12}(\theta_{12}^\nu) \tilde{Q}, \quad (2.29)$$

where unphysical phases have been eliminated, \tilde{Q} contains the two Majorana phases, and $\Psi = \text{diag}(1, e^{i\psi}, e^{i\omega})$. Unlike in the case of standard ordering, it is not possible to combine the 23 rotation in the neutrino and charged lepton sector and describe them with a single parameter, $\hat{\theta}_{23}$. After fixing θ_{23}^ν and θ_{12}^ν , we therefore have, in addition to the Majorana

phases, four independent physical parameters, two angles and two phases, one more with respect to the case of standard ordering. In particular, it is not possible anymore to write the mixing matrix in terms of one physical Dirac CPV phase only. Thus, in this case the four parameters of the PMNS matrix (the three angles θ_{12} , θ_{23} and θ_{13} and the Dirac CPV phase δ) will be expressed in terms of the four parameters of the inverse ordering parametrisation of the PMNS matrix, eq. (2.29). We have for $\sin \theta_{13}$, $\sin \theta_{23}$ and $\sin \theta_{12}$:

$$\begin{aligned}\sin \theta_{13} &= \tilde{s}_{12}^e s_{23}^\nu, \\ \sin \theta_{23} &= s_{23}^\nu \frac{|(t_{23}^\nu)^{-1} \tilde{s}_{23}^e + e^{i(\psi-\omega)} \tilde{c}_{12}^e \tilde{c}_{23}^e|}{\sqrt{1 - (\tilde{s}_{12}^e s_{23}^\nu)^2}}, \\ \sin \theta_{12} &= s_{12}^\nu \frac{|\tilde{c}_{12}^e + e^{i\psi} (t_{12}^\nu)^{-1} \tilde{s}_{12}^e c_{23}^\nu|}{\sqrt{1 - (\tilde{s}_{12}^e s_{23}^\nu)^2}}.\end{aligned}\tag{2.30}$$

Given that the expressions for θ_{23} and θ_{13} do not depend on the value of θ_{12}^ν , they will be the same for bimaximal and tri-bimaximal mixing (in both cases $\theta_{23}^\nu = \frac{\pi}{4}$):

$$\sin \theta_{13} = \frac{\sin \tilde{\theta}_{12}^e}{\sqrt{2}},\tag{2.31}$$

$$\sin^2 \theta_{23} = \frac{1}{2} \frac{1 + \sin 2\tilde{\theta}_{23}^e \sqrt{\cos 2\theta_{13}} \cos \omega' - 2 \sin^2 \theta_{13} \cos^2 \tilde{\theta}_{23}^e}{\cos^2 \theta_{13}}\tag{2.32}$$

$$\cong \frac{1}{2} (1 + \sin 2\tilde{\theta}_{23}^e \cos \omega' - \cos 2\tilde{\theta}_{23}^e \sin^2 \theta_{13} + \mathcal{O}(\sin^4 \theta_{13})),\tag{2.33}$$

where the phase $\omega' = \psi - \omega$. The expression (2.33) for $\sin^2 \theta_{23}$ is approximate, the corrections being of the order of $\sin^4 \theta_{13}$ or smaller.

For each value of the phase ψ , any value of θ_{13} and θ_{23} in the experimentally allowed range at a given C.L., can be reproduced for an appropriate choice of ω' , θ_{12}^e and θ_{23}^e . This is not always the case for the solar neutrino mixing angle θ_{12} , as we will see in section 4. Using eqs. (2.31), $\sin^2 \theta_{12}$ can be expressed in terms of θ_{13} and ψ as follows:

- *bimaximal* mixing (BM_{IO}), $\theta_{12}^\nu = \frac{\pi}{4}$:

$$\sin^2 \theta_{12} = \frac{1}{2 \cos^2 \theta_{13}} (1 + 2 \sin \theta_{13} \sqrt{\cos 2\theta_{13}} \cos \psi - \sin^2 \theta_{13})\tag{2.34}$$

$$\simeq \frac{1}{2} + \sin \theta_{13} \cos \psi + \mathcal{O}(\sin^5 \theta_{13});\tag{2.35}$$

- *tri-bimaximal* mixing (TBM_{IO}), $\theta_{12}^\nu = \sin^{-1} \frac{1}{\sqrt{3}}$:

$$\sin^2 \theta_{12} = \frac{1}{3 \cos^2 \theta_{13}} (1 + 2\sqrt{2} \sin \theta_{13} \sqrt{\cos 2\theta_{13}} \cos \psi)\tag{2.36}$$

$$\simeq \frac{1}{3} (1 + \sin^2 \theta_{13}) + \frac{2\sqrt{2}}{3} \sin \theta_{13} \cos \psi + \mathcal{O}(\sin^4 \theta_{13}).\tag{2.37}$$

The expressions for $\sin^2 \theta_{12}$ in eqs. (2.34) and (2.36) are exact, while those given in (2.35) and (2.37) are obtained as expansions in $\sin^2 \theta_{13}$ in which the terms up to $\mathcal{O}(\sin^4 \theta_{13})$

and $\mathcal{O}(\sin^3 \theta_{13})$, respectively, were kept. Note that the corrections to the approximate expressions for $\sin^2 \theta_{12}$ are negligibly small, being $\mathcal{O}(\sin^4 \theta_{13})$. This together with eq. (2.35) and the 3σ ranges of allowed values of $\sin^2 \theta_{12}$ and $\sin \theta_{13}$ quoted in table 1 suggests that the bimaximal mixing scheme considered by us can be compatible with the current (3σ) data on $\sin^2 \theta_{12}$ and $\sin \theta_{13}$ only for a very limited interval of negative values of $\cos \psi$ close to (-1) .

It follows from eqs. (2.34) and (2.36) that the value of $\cos \psi$ is determined by the values of the PMNS angles θ_{12} and θ_{13} . At the same time, $\sin^2 \theta_{23}$ depends on two parameters: ω' and θ_{23}^e . This implies that the values of ω' and θ_{23}^e are correlated, but cannot be fixed individually using the data on $\sin^2 \theta_{23}$.

It is not difficult to derive also the expressions for the J_{CP} factor in terms of the inverse ordering parameters in the two cases of values of θ_{12}' of interest:

$$\text{BM : } J_{\text{CP}} \simeq -\frac{\sin \theta_{13}}{4} (\sin \psi \cos 2\tilde{\theta}_{23}^e + \sin \omega' \cos \psi \sin 2\tilde{\theta}_{23}^e) + \mathcal{O}(\sin^2 \theta_{13}), \quad (2.38)$$

$$\text{TBM : } J_{\text{CP}} \simeq -\frac{\sin \theta_{13}}{3\sqrt{2}} (\sin \psi \cos 2\tilde{\theta}_{23}^e + \sin \omega' \cos \psi \sin 2\tilde{\theta}_{23}^e) + \mathcal{O}(\sin^2 \theta_{13}). \quad (2.39)$$

We have not discussed here the LC case (conservation of the lepton charge $L' = L_e - L_\mu - L_\tau$) as it involves five parameters (θ_{23}^e , θ_{12}^e , θ_{23}' , and two CPV phases). At the same time, the “minimal” LC case with $\theta_{23}^e = 0$ is equivalent to the standard ordering case with BM mixing (i.e., with $\theta_{12}' = \pi/4$) analysed in detail in the previous subsection.

As in the case of the standard ordering, to obtain the CPV phase δ of the standard parametrisation of the PMNS matrix from the variables of these models, that is the function $\delta = \delta(\psi, \omega, \tilde{\theta}_{23}^e, \theta_{13})$, we equate the imaginary and real parts of $U_{e1}^* U_{\mu 3}^* U_{e3} U_{\mu 1}$ in the two parametrisations.

3 Results with standard ordering

In the numerical analysis presented here, we use the data on the neutrino mixing parameters obtained in the global fit of [13] to constrain the mixing parameters of the setup described in section 2. Our goal is first of all to derive the allowed ranges for the Dirac phase δ , the J_{CP} factor and the atmospheric neutrino mixing angle parameter $\sin^2 \theta_{23}$. We will also obtain the allowed values of $\sin^2 \theta_{12}$ and $\sin^2 \theta_{13}$. We start in this section by considering the standard ordering setup, and in particular the two different choices for the angle θ_{12}' : $\theta_{12}' = \pi/4$ (BM and LC), $\theta_{12}' = \sin^{-1}(1/\sqrt{3})$ (TBM).

We construct the likelihood function and the χ^2 for both schemes of bimaximal and tri-bimaximal mixing as described in appendix B, using as parameters for this model $\sin \theta_{13}$, $\sin^2 \theta_{23}$ and δ , and exploiting the constraints on $\sin^2 \theta_{12}$, $\sin^2 \theta_{23}$, $\sin^2 \theta_{13}$ and on δ obtained in [13].

In figure 2 we show the contours of $N_\sigma = \sqrt{\chi^2}$ in the $(\sin^2 \theta_{23}, \delta)$ plane, where the value of $\sin \theta_{13}$ has been marginalized. The blue dashed lines represent the contours of constant J_{CP} (in units of 10^{-2}). In figures 3 and 4, starting from the same likelihood function, we show the bounds on the neutrino mixing parameters and J_{CP} in each scheme, both

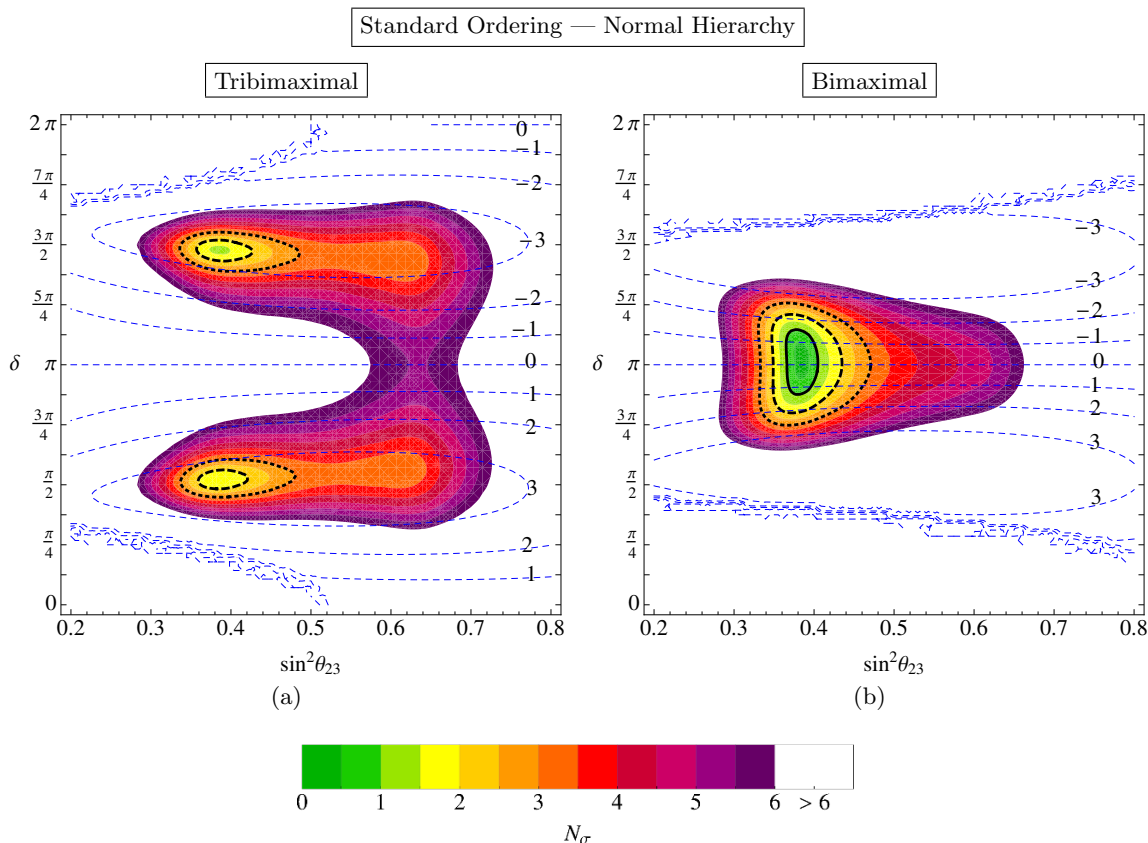


Figure 2. Contour plots for $N_\sigma = \sqrt{\chi^2}$ in the standard ordering setup and normal hierarchy of neutrino masses. The value of the reactor angle θ_{13} has been marginalized. The solid, dashed and dotted thick lines represent respectively the $1\sigma, 2\sigma$ and 3σ contours. The dashed blue lines are contours of constant $|J_{CP}|$ in units of 10^{-2} .

for normal and inverted neutrino mass hierarchy. These bounds are obtained minimizing the χ^2 in the parameter space of the model, keeping as a constraint the value of the corresponding parameter. To make a direct comparison of the bounds obtained in the scheme considered by us with the general bounds obtained in the global fit in [13], we show the results from [13] with thin dashed lines. Thus, the thin dashed lines in figure 4 are the bounds on J_{CP} obtained using directly the results of the global fit [13] and eq. (2.7), and represent the present status of our knowledge on this observable assuming the standard 3-neutrino mixing setup.³ The thick solid lines represent the results obtained in the scheme with standard ordering considered. The blue and red color lines correspond respectively to the cases of normal and inverted neutrino mass hierarchy; in the case when the two bounds are essentially identical we used purple color lines.

From figures 2 and 3 we see that both the tribimaximal and bimaximal cases are well compatible with data. The 1σ difference between the minimum of N_σ in the two cases is due to the fact that the bound on δ obtained in [13] favours values of $\delta \sim \pi$ (see table 1),

³More refined bounds on J_{CP} in the standard parametrisation of the PMNS matrix could be obtained by the authors of [13], using the full likelihood function.

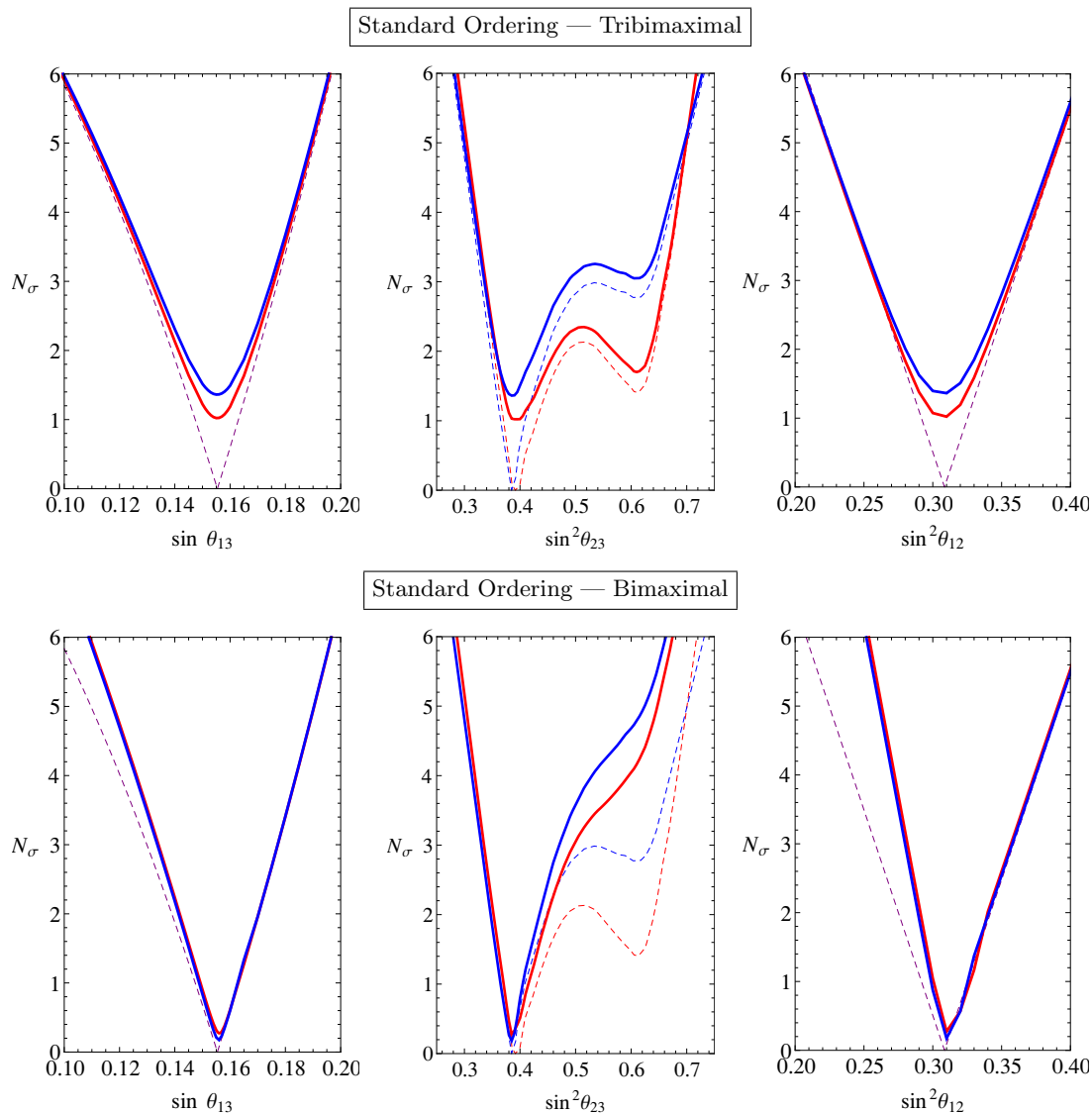


Figure 3. N_σ as a function of each mixing angle for the TBM and BM models in the standard ordering setup. The dashed lines represent the results of the global fit reported in [13] while the thick ones represent the results we obtain in our setup. Blue lines are for normal hierarchy while the red ones are for inverted hierarchy (we used purple when the two bounds are approximately identical). These bounds are obtained minimizing the value of N_σ in the parameter space for fixed value of the showed mixing angle.

which is indeed the value needed in the bimaximal mixing (or LC) scheme to lower the value of θ_{12} from $\theta_{12}^v = \pi/4$, while the tri-bimaximal mixing scheme prefers $|\cos \delta| \ll 1$ (see subsection 2.1).

The results we obtain for $\sin^2 \theta_{12}$, $\sin^2 \theta_{23}$ and $\sin^2 \theta_{13}$ (i.e., the best fit values and the 3σ ranges) in the case of tri-bimaximal mixing are similar to those given in [13]. In contrast, our results for the Dirac phase δ and, correspondingly, for the J_{CP} factor, are drastically different. For the best fit values and the 3σ allowed ranges⁴ of δ and J_{CP} we

⁴These ranges are obtained imposing: $\sqrt{\Delta\chi^2} = \sqrt{N_\sigma^2 - (N_\sigma^{\min})^2} \equiv 3$.

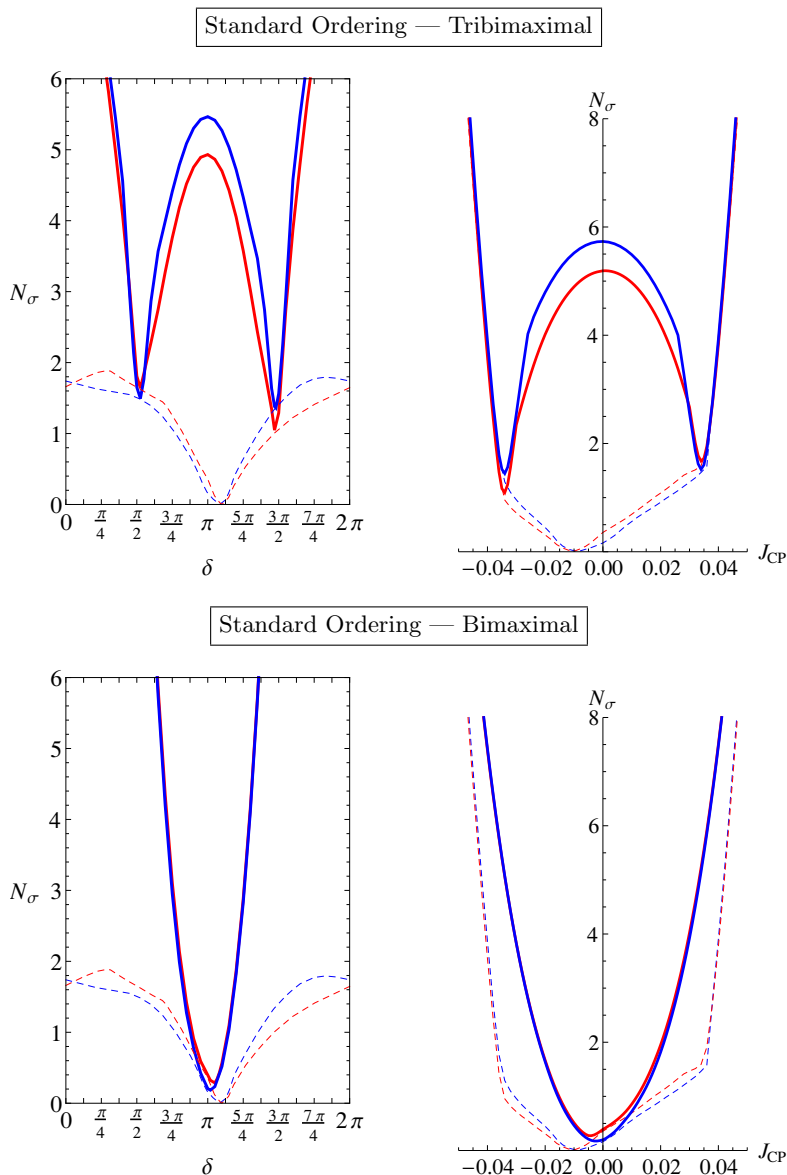


Figure 4. N_σ as a function of δ and J_{CP} for the TBM and BM models in the standard ordering setup. The dashed lines represent the results of the global fit reported in [13] while the thick ones represent the results we obtain in our setup. Blue lines are for normal hierarchy while the red ones are for inverted hierarchy. These bounds are obtained minimizing the value of N_σ in the parameter space for a fixed value of δ (left plots) or J_{CP} (right plots).

find (see also table 2):

$$\text{NH :} \quad \delta \cong 4.64 \cong \frac{3\pi}{2}, \quad 1.38 \lesssim \delta \lesssim 1.97, \text{ or} \quad (3.1)$$

$$4.29 \lesssim \delta \lesssim 4.91, \quad (3.2)$$

$$\text{IH :} \quad \delta \cong 4.64 \cong \frac{3\pi}{2}, \quad 1.39 \lesssim \delta \lesssim 2.17, \text{ or} \quad (3.3)$$

$$4.04 \lesssim \delta \lesssim 4.93, \quad (3.4)$$

		Best fit	3σ range
TBM	J_{CP} (NH)	-0.034	$-0.039 \div -0.028 \oplus 0.028 \div 0.039$
	J_{CP} (IH)	-0.034	$-0.039 \div -0.026 \oplus 0.027 \div 0.039$
	δ (NH)	4.64	$1.38 \div 1.97 \oplus 4.29 \div 4.91$
	δ (IH)	4.64	$1.39 \div 2.17 \oplus 4.04 \div 4.93$
	$\sin \theta_{13}$	0.16	$0.13 \div 0.18$
	$\sin^2 \theta_{23}$ (NH)	0.39	$0.33 \div 0.64$
	$\sin^2 \theta_{23}$ (IH)	0.39	$0.34 \div 0.66$
	$\sin^2 \theta_{12}$	0.31	$0.25 \div 0.36$
BM	J_{CP}	0.00	$-0.027 \div 0.026$
	δ (NH)	3.20	$2.35 \div 3.95$
	δ (IH)	3.27	$2.37 \div 3.94$
	$\sin \theta_{13}$	0.16	$0.13 \div 0.18$
	$\sin^2 \theta_{23}$ (NH)	0.38	$0.33 \div 0.47$
	$\sin^2 \theta_{23}$ (IH)	0.39	$0.34 \div 0.50$
	$\sin^2 \theta_{12}$	0.31	$0.28 \div 0.36$

Table 2. Best fit and 3σ ranges in the standard ordering setup. When not explicitly indicated otherwise, the result applies both for normal hierarchy and inverted hierarchy of neutrino masses.

$$\text{NH : } \quad J_{\text{CP}} \cong -0.034, \quad 0.028 \lesssim J_{\text{CP}} \lesssim 0.039, \text{ or} \quad (3.5)$$

$$-0.039 \lesssim J_{\text{CP}} \lesssim -0.028, \quad (3.6)$$

$$\text{IH : } \quad J_{\text{CP}} \cong -0.034, \quad 0.027 \lesssim J_{\text{CP}} \lesssim 0.039, \text{ or} \quad (3.7)$$

$$-0.039 \lesssim J_{\text{CP}} \lesssim -0.026. \quad (3.8)$$

The 3σ intervals of allowed values of δ (J_{CP}) in eqs. (3.1) and (3.3) (eqs. (3.5) and (3.7)) are associated with the local minimum at $\delta \cong \pi/2$ ($J_{\text{CP}} \cong 0.034$) in figure 4 upper left (right) panel, while those given in eqs. (3.2) and (3.4) (eqs. (3.6) and (3.8)) are related to the absolute minimum at $\delta \cong 3\pi/2$ ($J_{\text{CP}} \cong -0.034$).

The results we have obtained, reported in figures 2 and 4, and in eqs. (3.1)–(3.8), are quasi-degenerate with respect to $J_{\text{CP}} \rightarrow -J_{\text{CP}}$, or $\delta \rightarrow (2\pi - \delta)$. This stems from the fact that the phase ϕ enters into the expressions for the mixing angles only via its cosine, see eqs. (2.12) and (2.14). This symmetry is slightly broken only by the explicit bound on δ given in [13], which is graphically represented in figure 4 by the asymmetry of the dashed lines showing that negative values of J_{CP} are slightly favored.

As figures 2 and 4 show, in the case of tri-bimaximal mixing, the CP conserving values of $\delta = 0; \pi; 2\pi$ is excluded with respect to the best fit CP violating values $\delta \cong \pi/2; 3\pi/2$ at more than 4σ . Correspondingly, $J_{\text{CP}} = 0$ is also excluded with respect to the best-fit values $J_{\text{CP}} \simeq (-0.034)$ and $J_{\text{CP}} \simeq 0.034$ at more than 4σ . It follows from eqs. (3.1)–(3.8) (see also table 2) that the 3σ allowed ranges of values of both δ and J_{CP} form rather narrow intervals. These are the most striking predictions of the scheme with standard ordering and tri-bimaximal mixing under investigation.

We obtain different results assuming bimaximal mixing in the neutrino sector. Although in this case the best fit values of $\sin^2 \theta_{12}$, $\sin^2 \theta_{23}$, $\sin^2 \theta_{13}$ and δ practically coincide with those found in [13], the 3σ allowed intervals of values of $\sin^2 \theta_{12}$ and especially of $\sin^2 \theta_{23}$ and δ differ significantly from those given in [13].

For the best fit values and the 3σ intervals of $\sin^2 \theta_{12}$ and $\sin^2 \theta_{23}$ we get (see also table 2):

$$\sin^2 \theta_{12} \cong 0.31, \quad 0.28 \lesssim \sin^2 \theta_{12} \lesssim 0.36; \quad (3.9)$$

$$\text{NH :} \quad \sin^2 \theta_{23} \cong 0.38, \quad 0.33 \lesssim \sin^2 \theta_{23} \lesssim 0.47; \quad (3.10)$$

$$\text{IH :} \quad \sin^2 \theta_{23} \cong 0.39, \quad 0.34 \lesssim \sin^2 \theta_{23} \lesssim 0.50. \quad (3.11)$$

As in [13], we find for the best fit value of δ and J_{CP} : $\delta \cong \pi$ and $J_{\text{CP}} \cong 0$. However, the 3σ range of δ and, correspondingly, of J_{CP} , we obtain differ from those derived in [13]:

$$\text{NH :} \quad 2.35 \lesssim \delta \lesssim 3.95; \quad -0.027 \lesssim J_{\text{CP}} \lesssim 0.026. \quad (3.12)$$

$$\text{IH :} \quad 2.37 \lesssim \delta \lesssim 3.94; \quad -0.027 \lesssim J_{\text{CP}} \lesssim 0.026. \quad (3.13)$$

We see, in particular, that also in this case the Dirac CPV phase δ is constrained to lie in a narrow interval around the value $\delta \simeq \pi$. This and the constraint $\sin^2 \theta_{23} \lesssim 1/2$ are the most important predictions of the scheme with standard ordering and bimaximal neutrino mixing.

4 Results with the inverse ordering

The case of inverse ordering is qualitatively and quantitatively different from the case of standard ordering. For given values of θ'_{12} , θ'_{23} , the number of parameters is the same as in the PMNS matrix. Still, not all values of U can be obtained, as we shall see.

The constraints on the reactor and atmospheric neutrino mixing angles are the same for bimaximal and tri-bimaximal mixing and can be derived directly from eq. (2.31). For any given value of the phase ψ , any values of θ_{13} and θ_{23} in the ranges

$$\begin{aligned} 0 \leq \sin \theta_{13} &\leq \frac{1}{\sqrt{2}}, \\ 0 \leq \sin^2 \theta_{23} &\leq \frac{\cos 2\theta_{13}}{\cos^4 \theta_{13}} \simeq 1 + \mathcal{O}(\sin^2 \theta_{13}), \end{aligned} \quad (4.1)$$

can be obtained by an appropriate choice of ω' , θ_{12}^e and θ_{23}^e . Clearly, the range of values allowed for θ_{13} and θ_{23} covers the full experimentally allowed range. The solar neutrino mixing angle can now be expressed in terms of θ_{13} and ψ as in eq. (2.31). Any value of θ_{12} in the interval

$$\text{BM}_{\text{IO}} : \quad \frac{1}{2} \frac{1 - 2 \sin \theta_{13} \sqrt{\cos 2\theta_{13}} - \sin^2 \theta_{13}}{\cos^2 \theta_{13}} \leq \sin^2 \theta_{12} \leq \frac{1}{2} \frac{1 + 2 \sin \theta_{13} \sqrt{\cos 2\theta_{13}} - \sin^2 \theta_{13}}{\cos^2 \theta_{13}}, \quad (4.2)$$

$$\text{TBM}_{\text{IO}} : \quad \frac{1}{3} \frac{1 - 2\sqrt{2} \sin \theta_{13} \sqrt{\cos 2\theta_{13}}}{\cos^2 \theta_{13}} \leq \sin^2 \theta_{12} \leq \frac{1}{3} \frac{1 + 2\sqrt{2} \sin \theta_{13} \sqrt{\cos 2\theta_{13}}}{\cos^2 \theta_{13}}, \quad (4.3)$$

can then be obtained for an appropriate choice of ψ . At leading order in $\sin\theta_{13}$ these bounds become

$$\begin{aligned} \text{BM}_{\text{IO}} : \quad & \frac{1}{2} - \sin\theta_{13} \lesssim \sin^2\theta_{12} \lesssim \frac{1}{2} + \sin\theta_{13}, \\ \text{TBM}_{\text{IO}} : \quad & \frac{1}{3} - \frac{2\sqrt{2}}{3}\sin\theta_{13} \lesssim \sin^2\theta_{12} \lesssim \frac{1}{3} + \frac{2\sqrt{2}}{3}\sin\theta_{13}. \end{aligned} \tag{4.4}$$

Given the experimental bounds on the PMNS angles found in the global fit [13], see table 1, one can immediately notice that while the tri-bimaximal case is perfectly compatible with the data, the bimaximal case has a $\sim 2\sigma$ tension in the prediction of the solar neutrino mixing angle parameter $\sin^2\theta_{12}$.

As was done for the standard ordering case, we construct the likelihood function and the χ^2 for both models as described in appendix B, exploiting the constraints on $\sin^2\theta_{12}$, $\sin^2\theta_{23}$, $\sin^2\theta_{13}$ and on δ obtained in [13], and using in this case as parameters $\sin\theta_{13}$, $\sin\theta_{23}^e$ and the phases ψ and ω . We show in figures 5 and 6 the bounds on the neutrino mixing angles and the J_{CP} factor both in the cases of bimaximal and tri-bimaximal mixing in the neutrino sector, and for normal and inverted neutrino mass hierarchy.

From figure 5, we see that in the case of tribimaximal mixing (upper row), the intervals of allowed values of the PMNS mixing angles obtained in the model under discussion and in the global fit performed in [13] coincide. This is a consequence of the fact that the 4D parameter space of the model considered completely overlaps with the experimentally allowed parameter space in the PMNS parametrisation and therefore it does not give any additional constraint. It is consistent with the analytic bounds reported above as well.

In the case of bimaximal mixing instead (figure 5 lower row), only a portion of the relevant PMNS parameter space is reachable, a fact that is reflected in the bounds on $\sin^2\theta_{12}$ given in eq. (4.4). Values of θ_{12} in the upper part of its present experimental range are favoured in this case.

In both cases of tri-bimaximal and bimaximal mixing from the neutrino sector, the bounds on $\sin^2\theta_{13}$ and $\sin^2\theta_{12}$ corresponding to the normal and inverted neutrino mass hierarchy are approximately identical, while they differ for the atmospheric neutrino mixing angle and for the J_{CP} factor.

Considering the expressions for J_{CP} in eqs. (2.38) and (2.39) and figure 6, we see that within $\sim 1\sigma$ from the best-fit point, every value in the ranges

$$|J_{\text{CP}}^{\text{BM}}| \lesssim \frac{\sin\theta_{13}^{+1\sigma}}{4} \sim 0.04, \quad |J_{\text{CP}}^{\text{TBM}}| \lesssim \frac{\sin\theta_{13}^{+1\sigma}}{3\sqrt{2}} \sim 0.038, \tag{4.5}$$

is allowed, where we have used the 1σ upper bound on $\sin\theta_{13}$ from table 1. As a consequence, we cannot make more specific predictions about the CP violation due to the Dirac phases δ in this case. This is an important difference with respect to the standard ordering scheme where, in the tri-bimaximal mixing case, relatively large values of the $|J_{\text{CP}}|$ factor lying in a narrow interval are predicted at 3σ and, in the bimaximal mixing case, δ is predicted to lie at 3σ in a narrow interval around the value of $\delta \sim \pi$.

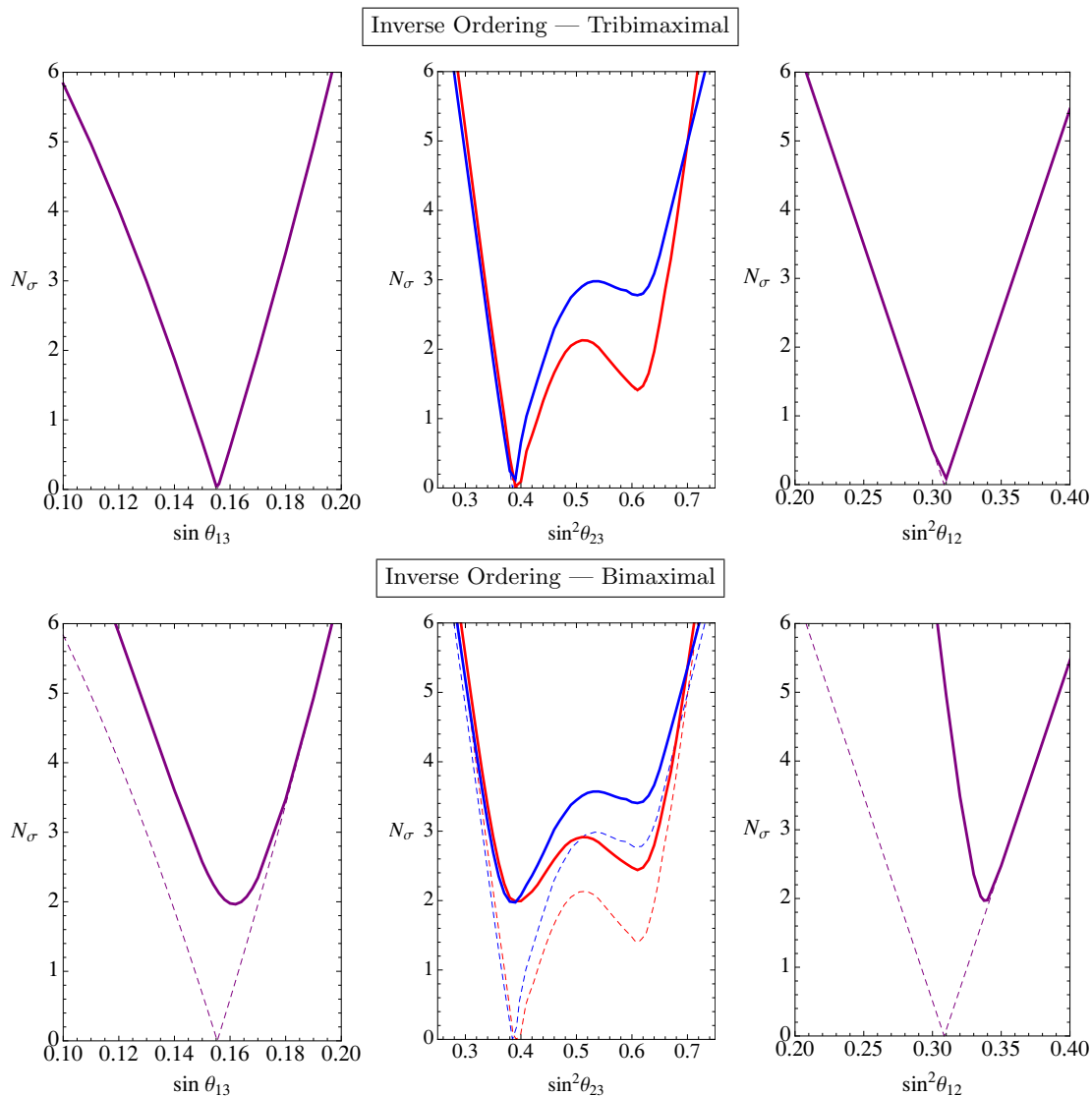


Figure 5. N_σ as a function of each mixing angle for the TBM and BM models with the inverse ordering setup. The dashed lines represent the results of the global fit reported in [13] while the thick ones represent the results we obtain in our setup. Blue lines are for normal hierarchy while the red ones are for inverted hierarchy (we use purple when the two bounds are approximately identical). These bounds are obtained minimizing the value of N_σ in the parameter space for fixed value of the showed mixing angle.

5 Summary and conclusions

In this paper we considered the possibility that the neutrino mixing angle θ_{13} arises from the interplay of 12 and 23 rotations in the neutrino (U_ν) and charged lepton (U_e) contributions to the PMNS neutrino mixing matrix ($U = U_e^\dagger U_\nu$). We generalized previous work [22] in two directions. First, we considered two possible orderings of 12 and 23 rotations in U_e , the “standard”, $U_e \sim R_{23}^e R_{12}^e$, and the “inverse”, $U_e \sim R_{12}^e R_{23}^e$, while keeping the standard ordering in the neutrino sector, $U_\nu \sim R_{23}^\nu R_{12}^\nu$. Second, in order to be able to accommodate

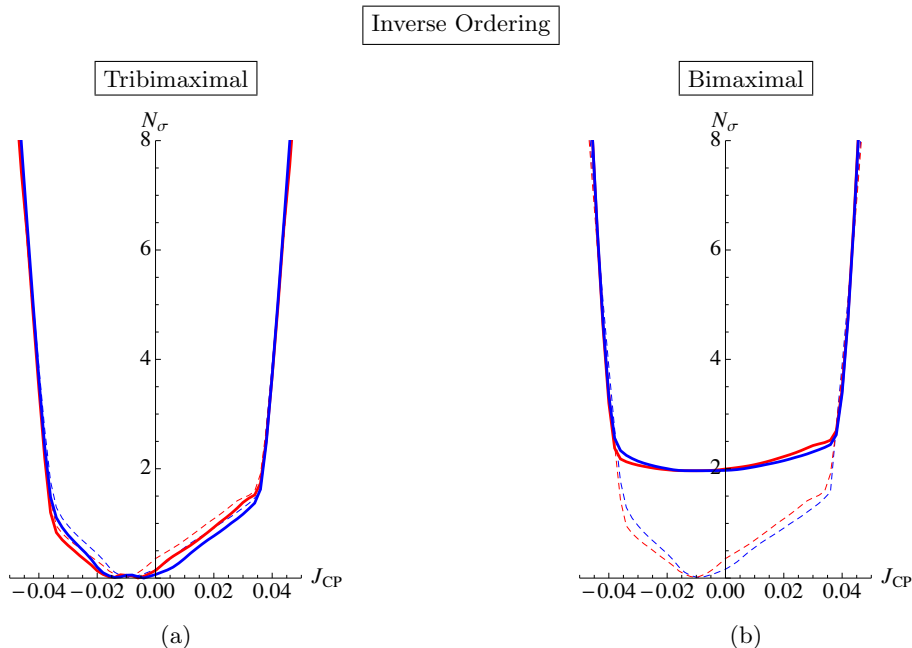


Figure 6. N_σ as a function of J_{CP} for the TBM and BM models in the inverse ordering setup. The dashed lines represent the results of the global fit reported in [13] while the thick ones represent the results we obtain in our setup. Blue lines are for normal neutrino mass hierarchy while the red ones are for inverted hierarchy. These bounds are obtained minimizing the value of N_σ in the parameter space for a fixed value of J_{CP} .

a possible deviation of the atmospheric neutrino mixing angle θ_{23} from $\pi/4$, we allowed the charged lepton 23 rotation angle (and possibly the neutrino one, in the standard case) to assume arbitrary values. We considered the cases in which U_ν is in the bimaximal or tri-bimaximal form, or in the form resulting from the conservation of the lepton charge $L_e - L_\mu - L_\tau$ (LC). We took, of course, all relevant physical CP violation (CPV) phases into account.

The case of normal ordering turns out to be particularly interesting. The PMNS matrix can be parameterized in terms of the charged lepton and neutrino 12 rotation angles, θ_{12}^e and θ_{12}^ν , an effective 23 rotation angle, $\hat{\theta}_{23} \approx \theta_{23}$, and a CPV phase ϕ . Once θ_{12}^ν is fixed to the bimaximal (LC) or tri-bimaximal value, the number of parameters reduces to three, and the Dirac phase δ in the PMNS matrix can be predicted in terms of the PMNS solar, atmospheric and reactor neutrino mixing angles θ_{12} , θ_{23} and θ_{13} . Moreover, the range of possible values of the PMNS angles turns out to be constrained.

In the tri-bimaximal case, the Dirac CPV phase δ is predicted to have a value $\delta \approx \pi/2$ or $\delta \approx 3\pi/2$, implying nearly maximal CP violation in neutrino oscillations, while in the bimaximal (and LC) case we find $\delta \approx \pi$ and, consequently, the CP violation effects in neutrino oscillations are predicted to be small. The present data have a mild preference for the latter option (see table 1 and, e.g., figure 4). Moreover, θ_{23} is predicted to be below $\pi/4$ in the bimaximal case, which is also in agreement with the indications from the current global neutrino oscillations data. In the set-up considered by us, the $\theta_{23} > \pi/4$ solution of the global fit analysis in [13] is disfavored.

The case of inverse ordering is qualitatively and quantitatively very different. Fixing U_ν to the bimaximal or tri-bimaximal form is not sufficient to obtain a prediction: the number of free physical parameters in this case is four — two angles and two CPV phases. Still, not all values of the four physical parameters in the PMNS matrix, θ_{12} , θ_{23} , θ_{13} and δ , can be reached in this parameterization. In the tri-bimaximal case, the ranges of parameters that can be reached overlaps with the experimental ranges, so that no predictions can be made. In the bimaximal case, however, this is not the case. One obtains, in fact, the approximate relation $\sin^2 \theta_{12} \gtrsim 1/2 - \sin \theta_{13}$, which is barely compatible with the data. As a consequence, i) there is a tension in the above relation that worsen the quality of the fit, and ii) values of θ_{12} in the upper part of its present experimental range are preferred. In both cases, no predictions for the Dirac CPV phase δ can be made. We did not consider here the LC case as it involves, in general, five parameters, while its “minimal” version, corresponding to setting $\theta_{23}^e = 0$, is equivalent to the standard ordering case with BM mixing (i.e., with $\theta_{12}^\nu = \pi/4$).

The fact that the value of the Dirac CPV phase δ is determined (up to an ambiguity of the sign of $\sin \delta$) by the values of the three PMNS mixing angles, θ_{12} , θ_{23} and θ_{13} , eqs. (2.22) and (2.26), are the most striking predictions of the scheme considered with standard ordering and bimaximal (LC) and tri-bimaximal mixing in the neutrino sector. As we have already indicated, for the best fit values of θ_{12} , θ_{23} and θ_{13} we get $\delta \cong \pi$ and $\delta \cong \pi/2$ or $3\pi/2$ in the cases of bimaximal and tri-bimaximal mixing, respectively. These results imply also that in the scheme with standard ordering we have discussed, the J_{CP} factor which determines the magnitude of CP violation in neutrino oscillations, is also a function of the three mixing angles: $J_{\text{CP}} = J_{\text{CP}}(\theta_{12}, \theta_{23}, \theta_{13}, \delta(\theta_{12}, \theta_{23}, \theta_{13})) = J_{\text{CP}}(\theta_{12}, \theta_{23}, \theta_{13})$. This allowed us to obtain predictions for the range of possible values of J_{CP} using the current data on $\sin^2 \theta_{12}$, $\sin^2 \theta_{23}$ and $\sin \theta_{13}$, which are given in eqs. (3.1)–(3.7) and eqs. (3.12)–(3.13).

The predictions for $\sin^2 \theta_{23}$, and for δ and J_{CP} we have obtained in the scheme with standard ordering and bimaximal (or LC) or tri-bimaximal form of U_ν will be tested by the neutrino oscillation experiments able to determine whether $\sin^2 \theta_{23} \lesssim 0.5$ or $\sin^2 \theta_{23} > 0.5$, and in the experiments searching for CP violation in neutrino oscillations.

Acknowledgments

This work was supported in part by the INFN program on “Astroparticle Physics”, the Italian MIUR program on “Neutrinos, Dark Matter and Dark Energy in the Era of LHC” the World Premier International Research Center Initiative (WPI Initiative), MEXT, Japan (S.T.P.), by the European Union FP7-ITN INVISIBLES and UNILHC (Marie Curie Action, PITAN-GA-2011-289442 and PITN-GA-2009-23792), and by the ERC Advanced Grant no. 267985 “DaMESyFla”. Part of the work was done at the Galileo Galilei Institute for Theoretical Physics, Florence, Italy, which we thank for the kind hospitality and support.

A Parametrisation of the PMNS matrix

In the present appendix we show how the parametrisation of eq. (2.5) follows from the ones in eqs. (2.2) and (2.3). We start by writing explicitly the PMNS matrix as

$$U = \Phi_e^* R_{12}(\theta_{12}^e) R_{23}(\theta_{23}^e) \Psi R_{23}(\theta_{23}^\nu) R_{12}(\theta_{12}^\nu) \Phi_\nu, \quad (\text{A.1})$$

where $\Psi = \text{diag}(1, e^{i\psi}, e^{i\omega})$, without loss of generality. Any 2×2 unitary matrix V can be recast in the form $V = PR(\theta)Q$, where $P = \text{diag}(e^{i\phi_1}, e^{i\phi_2})$, $Q = \text{diag}(1, e^{i\omega_2})$ and $R(\theta)$ is a 2×2 rotation. We use this to write

$$R_{23}(\theta_{23}^e) \Psi R_{23}(\theta_{23}^\nu) = \Phi' R_{23}(\hat{\theta}_{23}) \Omega, \quad (\text{A.2})$$

where $R_{23}(\hat{\theta}_{23})$ is an orthogonal rotation in the 23 block with

$$\sin \hat{\theta}_{23} = |\cos \theta_{23}^e \sin \theta_{23}^\nu + e^{i(\omega-\psi)} \sin \theta_{23}^e \cos \theta_{23}^\nu|, \quad (\text{A.3})$$

$\Phi' = \text{diag}(e^{i\phi_1}, e^{i\phi_2}, e^{i\phi_3})$, and $\Omega = \text{diag}(1, e^{i\omega_2}, e^{i\omega_3})$. An explicit solution for the angles in terms of the original parameters is

$$\begin{aligned} \phi_1 = 0, \quad \phi_2 = \delta_c + \delta_s + \psi - \omega, \quad \phi_3 = 0, \\ \omega_2 = -\delta_s + \omega, \quad \omega_3 = -\delta_c + \omega, \end{aligned} \quad (\text{A.4})$$

where

$$\begin{aligned} \delta_s &= \text{Arg}(\cos \theta_{23}^e \sin \theta_{23}^\nu + e^{i(\omega-\psi)} \sin \theta_{23}^e \cos \theta_{23}^\nu), \\ \delta_c &= \text{Arg}(\cos \theta_{23}^e \cos \theta_{23}^\nu - e^{i(\omega-\psi)} \sin \theta_{23}^e \sin \theta_{23}^\nu). \end{aligned} \quad (\text{A.5})$$

Considering now also the $R_{12}(\theta_{12}^\nu)$ rotation, we obtain

$$R_{23}(\hat{\theta}_{23}) \Omega R_{12}(\theta_{12}^\nu) = \Phi'' R_{23}(\hat{\theta}_{23}) R_{12}(\theta_{12}^\nu) Q'', \quad (\text{A.6})$$

with $\Phi'' = \text{diag}(1, e^{i\omega_2}, e^{i\omega_3})$ and $Q'' = \text{diag}(1, 1, e^{i(\omega_3-\omega_2)})$. The phases in Q'' add to the ones in Q' and are Majorana phases. The ones in Φ'' , instead, add to the ones in Φ' :

$$\Phi' \Phi'' = e^{i\phi_1} \text{diag}(1, e^{i(\phi_2-\phi_1+\omega_2)}, e^{i(\phi_3-\phi_1+\omega_2)}). \quad (\text{A.7})$$

The phase in the 33 position commutes with $R_{12}(\theta_{12}^\nu)$. Together with the overall phase ϕ_1 , it will describe the unphysical phase matrix P in eq. (2.5):

$$P = e^{i\phi_1} \text{diag}(1, 1, e^{i(\phi_3-\phi_1+\omega_2)}). \quad (\text{A.8})$$

We see that the only physical Dirac CP violating phase in this parametrisation is contained in the matrix $\Phi = \text{diag}(1, e^{i\phi}, 1)$, with

$$\phi = \phi_2 - \phi_1 + \omega_2 = \psi + \delta_c. \quad (\text{A.9})$$

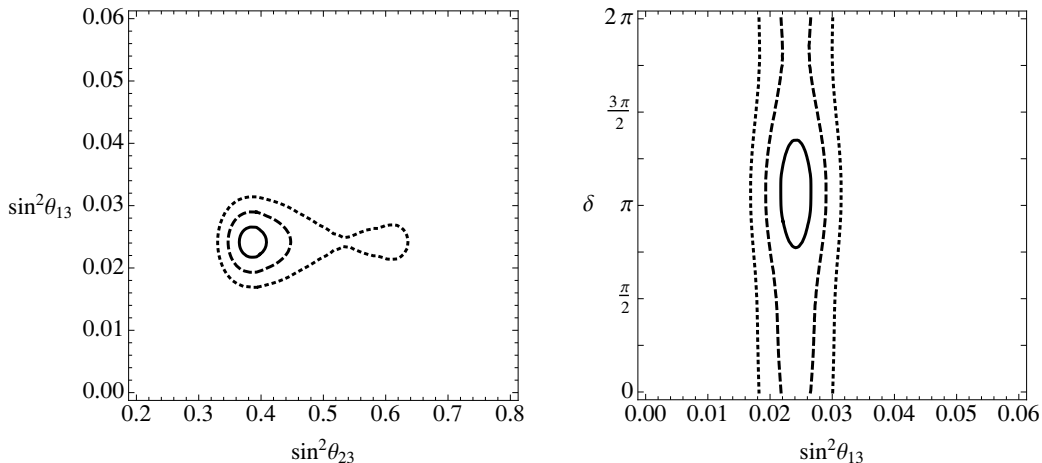


Figure 7. $1\sigma, 2\sigma, 3\sigma$ contours (respectively solid, dashed and dotted lines) of our global likelihood function in the $(\sin^2 \theta_{23}, \sin^2 \theta_{13})$ plane (left) and $(\sin^2 \theta_{13}, \delta)$ plane (right), using the data for NH. These plots can be compared with figure 1 and figure 2 of [13] for NH. Undisplayed variables have been marginalized.

B Statistical analysis

In this appendix we describe the simplified statistical analysis performed to obtain the results. Our aim is to use the results of the global fit performed in [13] to assess how well each of the models introduced in the previous section can fit the data. In particular, we use the constraints on the PMNS angles $\theta_{13}, \theta_{12}, \theta_{23}$ and on the phase δ for the normal hierarchy (NH) and inverted hierarchy (IH) cases, as derived in [13]. There, the results are reported by plotting the value of $N_\sigma \equiv \sqrt{\Delta\chi^2}$ (with $\Delta\chi^2 = \chi^2 - \chi_{\min}^2$) as a function of each observable, with the remaining ones marginalized away. We construct an approximate global likelihood from these functions as

$$L_j(\alpha_j) = \exp\left(-\frac{\Delta\chi_j^2(\alpha_j)}{2}\right), \quad L(\vec{\alpha}) = \prod_j^n L_j(\alpha_j), \quad (\text{B.1})$$

where $\vec{\alpha} = \{\sin^2 \theta_{13}, \sin^2 \theta_{23}, \sin^2 \theta_{12}, \delta\}$ are the observables relevant for our analysis, and we define

$$\chi^2(\vec{\alpha}) \equiv -2 \log L(\vec{\alpha}) \quad (\text{B.2})$$

and $N_\sigma(\vec{\alpha}) = \sqrt{\chi^2(\vec{\alpha})}$. In using this procedure we lose any information about possible correlations between different observables. The effect of this loss of information is however negligible, as one can check comparing our $1\sigma, 2\sigma$ and 3σ contours in the $(\sin^2 \theta_{23}, \sin^2 \theta_{13})$ and $(\sin^2 \theta_{13}, \delta)$ planes shown in figure 7 with the ones in figure 1 and figure 2 of [13].

Each model introduced in the previous section (which we dub with an index m) depends on a set of parameters $\mathbf{x}^m = \{x_i^m\}$, which are related to the observables via expressions $\alpha_j = \alpha_j^m(\mathbf{x}^m)$, obtained from eqs. (2.6), (2.30). We then construct the likelihood function in the space of the parameters \mathbf{x}^m as

$$L^m(\mathbf{x}^m) = L(\vec{\alpha}^m(\mathbf{x}^m)). \quad (\text{B.3})$$

We define $\chi^2(\mathbf{x}^m) = -2 \log L^m(\mathbf{x}^m)$ and $N_\sigma(\mathbf{x}^m) = \sqrt{\chi^2(\mathbf{x}^m)}$. The last one is the function we use to produce the plots shown in figures 2–6. Finally, to obtain the best-fit point we use the maximum likelihood method.

References

- [1] K. Nakamura and S.T. Petcov, *Neutrino mass, mixing, and oscillations*, in PARTICLE DATA GROUP collaboration, J. Beringer et al., *Review of particle physics*, *Phys. Rev. D* **86** (2012) 010001 [INSPIRE].
- [2] S.M. Bilenky, J. Hosek and S.T. Petcov, *On oscillations of neutrinos with Dirac and Majorana masses*, *Phys. Lett. B* **94** (1980) 495 [INSPIRE].
- [3] E. Molinaro and S.T. Petcov, *The interplay between the ‘low’ and ‘high’ energy CP-violation in leptogenesis*, *Eur. Phys. J. C* **61** (2009) 93 [arXiv:0803.4120] [INSPIRE].
- [4] L. Wolfenstein, *CP properties of Majorana neutrinos and double beta decay*, *Phys. Lett. B* **107** (1981) 77 [INSPIRE].
- [5] S.M. Bilenky, N.P. Nedelcheva and S.T. Petcov, *Some implications of the CP invariance for mixing of Majorana neutrinos*, *Nucl. Phys. B* **247** (1984) 61 [INSPIRE].
- [6] B. Kayser, *CPT, CP and c phases and their effects in Majorana particle processes*, *Phys. Rev. D* **30** (1984) 1023 [INSPIRE].
- [7] DAYA-BAY collaboration, F.P. An et al., *Observation of electron-antineutrino disappearance at Daya Bay*, *Phys. Rev. Lett.* **108** (2012) 171803 [arXiv:1203.1669] [INSPIRE].
- [8] DAYA BAY collaboration, F.P. An et al., *Improved measurement of electron antineutrino disappearance at Daya Bay*, *Chin. Phys. C* **37** (2013) 011001 [arXiv:1210.6327] [INSPIRE].
- [9] RENO collaboration, J.K. Ahn et al., *Observation of reactor electron antineutrino disappearance in the RENO experiment*, *Phys. Rev. Lett.* **108** (2012) 191802 [arXiv:1204.0626] [INSPIRE].
- [10] DOUBLE CHOOZ collaboration, Y. Abe et al., *Reactor electron antineutrino disappearance in the Double CHOOZ experiment*, *Phys. Rev. D* **86** (2012) 052008 [arXiv:1207.6632] [INSPIRE].
- [11] T2K collaboration, T. Nakaya, *Results from T2K*, talk given at *Neutrino 2012. XXV International Conference on Neutrino Physics and Astrophysics*, Kyoto Japan, 3–9 Jun 2012.
- [12] T2K collaboration, K. Abe et al., *Indication of electron neutrino appearance from an accelerator-produced off-axis muon neutrino beam*, *Phys. Rev. Lett.* **107** (2011) 041801 [arXiv:1106.2822] [INSPIRE].
- [13] G.L. Fogli et al., *Global analysis of neutrino masses, mixings and phases: entering the era of leptonic CP-violation searches*, *Phys. Rev. D* **86** (2012) 013012 [arXiv:1205.5254] [INSPIRE].
- [14] M.C. Gonzalez-Garcia, M. Maltoni, J. Salvado and T. Schwetz, *Global fit to three neutrino mixing: critical look at present precision*, *JHEP* **12** (2012) 123 [arXiv:1209.3023] [INSPIRE].
- [15] Z.-z. Xing, *Almost maximal lepton mixing with large T violation in neutrino oscillations and neutrinoless double beta decay*, *Phys. Rev. D* **64** (2001) 093013 [hep-ph/0107005] [INSPIRE].
- [16] C. Giunti and M. Tanimoto, *Deviation of neutrino mixing from bimaximal*, *Phys. Rev. D* **66** (2002) 053013 [hep-ph/0207096] [INSPIRE].

- [17] C. Giunti and M. Tanimoto, *CP violation in bilarge lepton mixing*, *Phys. Rev. D* **66** (2002) 113006 [[hep-ph/0209169](#)] [[INSPIRE](#)].
- [18] P.H. Frampton, S.T. Petcov and W. Rodejohann, *On deviations from bimaximal neutrino mixing*, *Nucl. Phys. B* **687** (2004) 31 [[hep-ph/0401206](#)] [[INSPIRE](#)].
- [19] S.T. Petcov and W. Rodejohann, *Flavor symmetry $L_e - L_\mu - L_\tau$, atmospheric neutrino mixing and CP-violation in the lepton sector*, Report SISSA-63-2004-EP, *Phys. Rev. D* **71** (2005) 073002 [[hep-ph/0409135](#)] [[INSPIRE](#)].
- [20] A. Romanino, *Charged lepton contributions to the solar neutrino mixing and θ_{13}* , *Phys. Rev. D* **70** (2004) 013003 [[hep-ph/0402258](#)] [[INSPIRE](#)].
- [21] K.A. Hochmuth, S.T. Petcov and W. Rodejohann, $U_{\text{PMNS}} = U_\ell^\dagger U_\nu$, *Phys. Lett. B* **654** (2007) 177 [[arXiv:0706.2975](#)] [[INSPIRE](#)].
- [22] D. Marzocca, S.T. Petcov, A. Romanino and M. Spinrath, *Sizeable θ_{13} from the charged lepton sector in SU(5), (tri-)bimaximal neutrino mixing and Dirac CP-violation*, *JHEP* **11** (2011) 009 [[arXiv:1108.0614](#)] [[INSPIRE](#)].
- [23] G. Altarelli, F. Feruglio and I. Masina, *Can neutrino mixings arise from the charged lepton sector?*, *Nucl. Phys. B* **689** (2004) 157 [[hep-ph/0402155](#)] [[INSPIRE](#)].
- [24] S.F. King, *Predicting neutrino parameters from SO(3) family symmetry and quark-lepton unification*, *JHEP* **08** (2005) 105 [[hep-ph/0506297](#)] [[INSPIRE](#)].
- [25] I. Masina, *A maximal atmospheric mixing from a maximal CP-violating phase*, *Phys. Lett. B* **633** (2006) 134 [[hep-ph/0508031](#)] [[INSPIRE](#)].
- [26] S. Antusch and S.F. King, *Charged lepton corrections to neutrino mixing angles and CP phases revisited*, *Phys. Lett. B* **631** (2005) 42 [[hep-ph/0508044](#)] [[INSPIRE](#)].
- [27] S. Dev, S. Gupta and R.R. Gautam, *Parametrizing the lepton mixing matrix in terms of charged lepton corrections*, *Phys. Lett. B* **704** (2011) 527 [[arXiv:1107.1125](#)] [[INSPIRE](#)].
- [28] S. Antusch and V. Maurer, *Large neutrino mixing angle θ_{13}^{MNS} and quark-lepton mass ratios in unified flavour models*, *Phys. Rev. D* **84** (2011) 117301 [[arXiv:1107.3728](#)] [[INSPIRE](#)].
- [29] A. Meroni, S.T. Petcov and M. Spinrath, *A SUSY SU(5) \times T' unified model of flavour with large θ_{13}* , *Phys. Rev. D* **86** (2012) 113003 [[arXiv:1205.5241](#)] [[INSPIRE](#)].
- [30] C. Duarah, A. Das and N.N. Singh, *Dependence of $\tan^2 \theta_{12}$ on Dirac CP phase δ in tri-bimaximal neutrino mixing under charged lepton correction*, [arXiv:1210.8265](#) [[INSPIRE](#)].
- [31] W. Chao and Y.-j. Zheng, *Relatively large θ_{13} from modification to the tri-bimaximal, bimaximal and democratic neutrino mixing matrices*, *JHEP* **02** (2013) 044 [[arXiv:1107.0738](#)] [[INSPIRE](#)].
- [32] D. Meloni, *Large θ_{13} from a model with broken $L_e - L_\mu - L_\tau$ symmetry*, *JHEP* **02** (2012) 090 [[arXiv:1110.5210](#)] [[INSPIRE](#)].
- [33] S. Antusch, C. Gross, V. Maurer and C. Sluka, $\theta_{13}^{\text{PMNS}} = \theta_C/\sqrt{2}$ from GUTs, *Nucl. Phys. B* **866** (2013) 255 [[arXiv:1205.1051](#)] [[INSPIRE](#)].
- [34] G. Altarelli, F. Feruglio, L. Merlo and E. Stamou, *Discrete flavour groups, θ_{13} and lepton flavour violation*, *JHEP* **08** (2012) 021 [[arXiv:1205.4670](#)] [[INSPIRE](#)].
- [35] G. Altarelli, F. Feruglio and L. Merlo, *Tri-bimaximal neutrino mixing and discrete flavour symmetries*, [arXiv:1205.5133](#) [[INSPIRE](#)].
- [36] F. Bazzocchi and L. Merlo, *Neutrino mixings and the S_4 discrete flavour symmetry*, [arXiv:1205.5135](#) [[INSPIRE](#)].

- [37] S. Gollu, K.N. Deepthi and R. Mohanta, *Charged lepton correction to tribimaximal lepton mixing and its implications to neutrino phenomenology*, [arXiv:1303.3393](#) [[INSPIRE](#)].
- [38] C.H. Albright, A. Dueck and W. Rodejohann, *Possible alternatives to tri-bimaximal mixing*, *Eur. Phys. J. C* **70** (2010) 1099 [[arXiv:1004.2798](#)] [[INSPIRE](#)].
- [39] P.F. Harrison, D.H. Perkins and W.G. Scott, *Tri-bimaximal mixing and the neutrino oscillation data*, *Phys. Lett. B* **530** (2002) 167 [[hep-ph/0202074](#)] [[INSPIRE](#)].
- [40] P.F. Harrison and W.G. Scott, *Symmetries and generalizations of tri-bimaximal neutrino mixing*, *Phys. Lett. B* **535** (2002) 163 [[hep-ph/0203209](#)] [[INSPIRE](#)].
- [41] Z.-z. Xing, *Nearly tri-bimaximal neutrino mixing and CP-violation*, *Phys. Lett. B* **533** (2002) 85 [[hep-ph/0204049](#)] [[INSPIRE](#)].
- [42] X.G. He and A. Zee, *Some simple mixing and mass matrices for neutrinos*, *Phys. Lett. B* **560** (2003) 87 [[hep-ph/0301092](#)] [[INSPIRE](#)].
- [43] L. Wolfenstein, *Oscillations among three neutrino types and CP-violation*, *Phys. Rev. D* **18** (1978) 958 [[INSPIRE](#)].
- [44] F. Vissani, *A study of the scenario with nearly degenerate Majorana neutrinos*, [hep-ph/9708483](#) [[INSPIRE](#)].
- [45] V.D. Barger, S. Pakvasa, T.J. Weiler and K. Whisnant, *Bimaximal mixing of three neutrinos*, *Phys. Lett. B* **437** (1998) 107 [[hep-ph/9806387](#)] [[INSPIRE](#)].
- [46] A.J. Baltz, A.S. Goldhaber and M. Goldhaber, *The solar neutrino puzzle: an oscillation solution with maximal neutrino mixing*, *Phys. Rev. Lett.* **81** (1998) 5730 [[hep-ph/9806540](#)] [[INSPIRE](#)].
- [47] H. Georgi and S.L. Glashow, *Neutrinos on Earth and in the heavens*, *Phys. Rev. D* **61** (2000) 097301 [[hep-ph/9808293](#)] [[INSPIRE](#)].
- [48] I. Stancu and D.V. Ahluwalia, *L/E flatness of the electron-like event ratio in Super-Kamiokande and a degeneracy in neutrino masses*, *Phys. Lett. B* **460** (1999) 431 [[hep-ph/9903408](#)] [[INSPIRE](#)].
- [49] S.T. Petcov, *On pseudoDirac neutrinos, neutrino oscillations and neutrinoless double beta decay*, *Phys. Lett. B* **110** (1982) 245 [[INSPIRE](#)].
- [50] P.I. Krastev and S.T. Petcov, *Resonance amplification and T-violation effects in three neutrino oscillations in the Earth*, *Phys. Lett. B* **205** (1988) 84 [[INSPIRE](#)].
- [51] D. Hernandez and A.Y. Smirnov, *Lepton mixing and discrete symmetries*, *Phys. Rev. D* **86** (2012) 053014 [[arXiv:1204.0445](#)] [[INSPIRE](#)].
- [52] D. Hernandez and A.Y. Smirnov, *Discrete symmetries and model-independent patterns of lepton mixing*, [arXiv:1212.2149](#) [[INSPIRE](#)].
- [53] S.F. King and C. Luhn, *Neutrino mass and mixing with discrete symmetry*, [arXiv:1301.1340](#) [[INSPIRE](#)].