

## SYSTEMATIC REVIEW

## QR CODE



# Prevalent Dental Myths and Practices in Indian Population- A Systematic Review

SAKSHI JOSHI<sup>\*1</sup>, SHALINI GARG<sup>2</sup>, ABHISHEK DHINDSA<sup>3</sup>, NEETU JAIN<sup>4</sup>, SHASHI SINGH<sup>5</sup>

**OBJECTIVES:** The present systematic review was conducted to assess knowledge and awareness on prevalent dental myths related to infant teething, pregnancy and cleft lip and palate and various oral health habits in Indian population.

**MATERIALS AND METHOD:** Electronic and manual database was searched vigorously between period of January 1994 to January 2017 using PUBMED and GOOGLE SCHOLAR search engines to include relevant studies from peer-reviewed journals which have been conducted in India.

**RESULTS:** A total of 24 scientific questionnaire studies conducted in various states of India were included. 16 out of 24 studies (66.67%) dealt with various dental myths and practices prevalent among rural Indian population whereas only 1 study included both urban and rural populations. Region wise maximum studies were conducted in Southern region [8 studies (33.3%)] followed by 7 studies (29.16%) in Northern, 6 studies (25%) in Western and 1-1 study (4.16% each) in Eastern and Central India respectively.

**CONCLUSION:** The results indicate that the knowledge and awareness levels about dental myths and oral practices in both rural and urban population in various regions of India is inadequate. It is necessary for dental practitioners to educate masses for better dental health.

**KEYWORDS:** Pregnancy, Cleft Lip, Cleft Palate, Teething

A  
B  
S  
T  
R  
A  
C  
T

## INTRODUCTION

With a total of 645 district tribes present throughout its 29 states and 7 union territories, India has a wide religious and cultural diversity. This religious and cultural diversity plays an integral role in shaping individual's belief system. In epistemology, philosophers use the term "belief" to refer to personal attitudes associated with true or false ideas and concepts.<sup>1</sup> The interaction between socio-cultural system and individual helps in defining their social and cultural beliefs. The religious beliefs are derived from the ideas that are exclusive to religion. They are mostly practised on the basis of the teachings of a spiritual leader or group.

Culture is depicted by the values, beliefs and practices shared by the people and it has its own impact on individual's general and oral health.<sup>2,3</sup>

Factors that lead to the development of myths and false perceptions include lack of education along with sociocultural factors and traditional beliefs. Myths mostly arise as either truthful depiction or over-elaborated account of historical events or as an explanation of a ritual. Dental myths usually emerge from false traditional beliefs and non-scientific

knowledge.<sup>4</sup> These myths are further embedded into the psyche of future generations over a period of time and thus, creates interference in the acknowledgement of scientific and contemporary dental treatment.<sup>5</sup> The present systematic review was conducted on available literature on various dental myths and practices which are prevalent in various regions of India.

The aim of this systematic review were:

- To assess the various dental myths related to infant teething, cleft lip and palate, pregnancy and oral dental practices prevalent in the specific regions of India.
- To assess the knowledge and awareness of population in a specific region on dental myths and habits prevalent in that region.

## MATERIALS AND METHODS

The present systematic review was conducted to determine the awareness and knowledge of population about various dental myths and oral health habits in India.

Inclusion criteria for the studies: (1) Studies conducted in India; (2) published in English language; (3) studies evaluating knowledge and awareness about teething



© Sakshi Joshi et al. This is an open access article distributed under the terms of the Creative Commons Attribution License CC-BY-NC 4.0, which permits unrestricted use, distribution and reproduction in any medium, provided the use is not commercial and the original author(s) and source are cited.

myths; (4) studies evaluating knowledge and awareness about cleft lip and palate myths; (5) studies evaluating knowledge and awareness about pregnancy related dental myths; (6) studies evaluating oral practices i.e. oral mutilation and oral health practices. Studies published from January 1994 to January 2017 were considered in the search strategy.

The present review excluded the studies that are: (1) Not conducted in India; (2) review articles.

The initial search was accomplished using PUBMED and Google Scholar search engines on dental myths in India which yielded a result of 13,113 results, and only 24 relevant scientific questionnaire studies were retained. Full texts of all 24 studies were extracted electronically and manually.

### Identification of relevant studies

The present systematic review was carried out both electronically and manually. The search strategy is depicted in Figure 1. This protocol and guidelines were used for the preparation of the review.<sup>6</sup> The relevant literature search was carried out through searches of the digitized literature on PubMed databases, Google scholar and manual search irrespective of the date of publication using Medical Subject Headings (MeSH) terms- “dental myths,” and “India”. 13,113 papers were identified with this method. Various key words utilized in the search strategy included- dental myths, knowledge, attitude, teething myths, pregnancy dental myths, cleft lip and palate myths, oral mutilations, India. Various combinations of key words were made using “and” and “or” as Boolean operators.

### Selection Graphof studies

Initially, titles and abstracts of the studies retrieved by the search were assessed in order to exclude the inappropriate studies. Reviews were not included, though their reference lists were searched in turn for any studies not retrieved by the electronic search. For the remaining studies, full-text articles were recovered that met the inclusion criteria. Selected studies were screened using the STROBE checklist for observational studies.<sup>7</sup>

### Collection and extraction of data

Prespecified data is extracted from each of the studies including the study design, sample size, the age group included, involved myths/traditional practices, and

other study characteristics. Any kind of disagreement regarding data collection and extraction is sorted out by the other author.

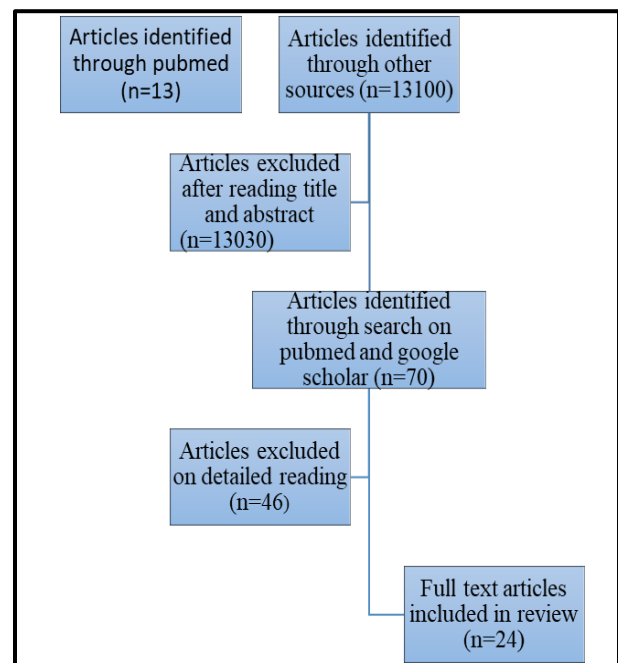


Figure 1. Flow diagram of Studies for Inclusion

## RESULTS

**Description of selected studies:** The original search identified 13,113 studies but only 24 studies (Table 1) are included for the present systematic review after performing the necessary exclusions. A total of 12 studies dealt with oral habits and myths related to dentistry, 4 studies assessed knowledge and awareness about teething myths, 3 studies assessed knowledge and awareness about myths associated cleft lip and palate, 3 studies reported incidences of oral mutilation and 2 studies assessed knowledge and awareness about dental myths associated with pregnancy (Figure 2). The study population in 16 studies are rural population and in 7 studies are urban population and only 1 out of 24 studies included both urban and rural population. Region wise (Figure 3) 9 studies (37.5%), 7 studies (29.16%), 6 studies (25%), 1 and 1 study (4.16% each) are conducted in South, North, West, East and Central India respectively.

## DISCUSSION

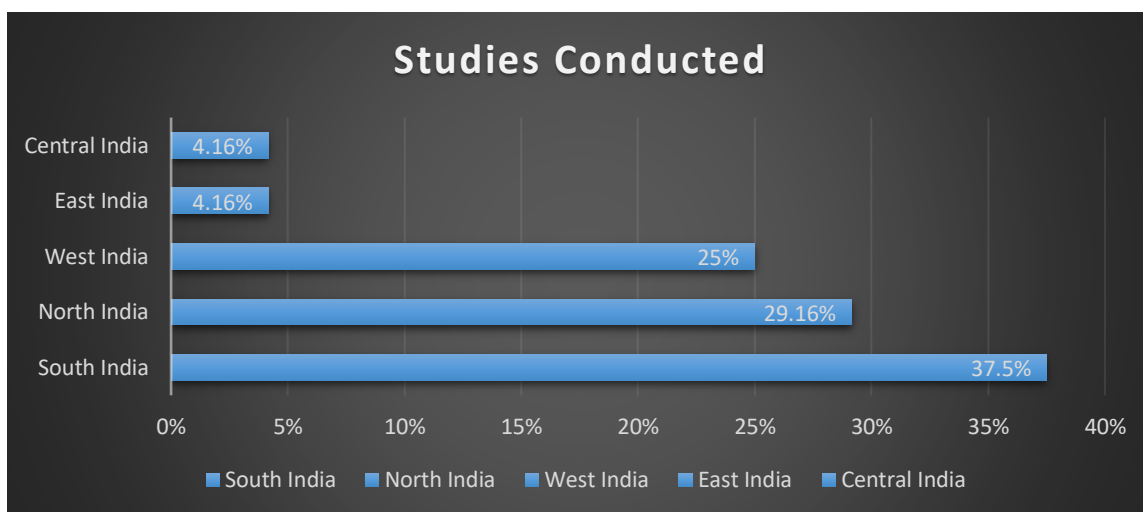
The focus of the present systematic review was to assess

knowledge and awareness among the population on various dental myths and oral practices which were prevalent in various states of India. The assessment was done on basis of various questionnaires inquiring about prevalent oral practices and myths among the population in various states.

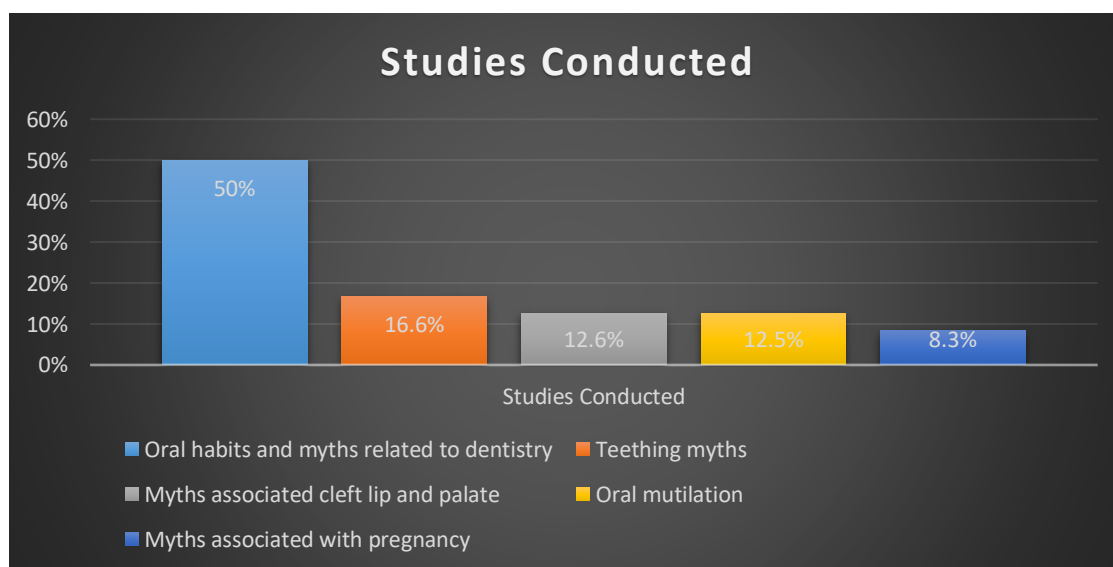
The review results displayed the significant variation among the different population groups in different parts in India. It also highlighted the inadequate knowledge and awareness status among the population. Studies by Gauri Kakatkar et al (2012)<sup>15</sup>, Devesh Tewari

et al (2014)<sup>4</sup> and Roshan Noor-Mohammed et al (2012)<sup>16</sup> highlighted the teething myths among the parents and observed that majority of parents has false beliefs about the signs and symptoms of teething which included fever, diarrhoea, runny nose, vomiting, and ear problems. Whereas in studies by Chakraborty et al (1994)<sup>8</sup> and Kiran K et al (2011)<sup>14</sup> the most common complication observed was the gingival irritation.

Kumar S et al (2016)<sup>33</sup> associated teething with habit to bite followed by fever, diarrhoea, increased salivation, loss of appetite and gum irritation in Saudi Arabian



**Figure 2.** Region Wise Distribution of Studies Conducted in India



**Figure 3.** Distribution of Studies on Various Myths Prevalent

S. NO	STUDY	SOURCE	INVOLVED MYTH / TRADITIONAL PRACTICE	STUDY POPULATION	AGE OF POPULATION INVOLVED	TYPE OF STUDY	REGION	ZONE	POPULATION	FINDING
1.	Chakraborty et al. (1994) <sup>8</sup>	Pubmed indexed	Teething	201 parents	Infants aged between 6-12 months	Prospective study	Kolkata	East India	Urban	The most common complication observed was inflammation of the gums.
2.	Weatherley-White RC et al. (2005) <sup>9</sup>	Pubmed	Cleft lip and palate	Fifty-two families	-	A pilot study	Deesa	West	Rural	Majority of the population believed that CLP is due to the "act of fate".
3.	Kumar TS et al. (2009) <sup>10</sup>	Pubmed	Oral practices	1590 male	15-54 years	Cross sectional study	Rajasthan	West	Rural	The population was characterised by a lack of previous dental care.
4.	el-Shazly M et al. (2010) <sup>11</sup>	Pubmed	Cleft lip and palate	50 families	-	Cohort study	Gujarat	West	Rural	Majority of parents believed CLP was a curse or an act of evil spirits and similarly, retribution for past sins.
5.	Ganesh A. et al. (2011) <sup>12</sup>	Google scholar	Pregnancy	208 pregnant women	-	Cross sectional survey	Chennai	South	Urban	201 women felt that brushing their teeth was essential. 91 had the habit of mouth rinsing after every meal
6.	Hans MK et al. (2011) <sup>13</sup>	Pubmed	Oral mutilations	Female	-	Case report	Uttar Pradesh	North	Rural	Oral Mutilation practice is higher in women folk

S. NO	STUDY	SOURCE	INVOLVED MYTH / TRADITIONAL PRACTICE	STUDY POPULATION	AGE OF POPULATION INVOLVED	TYPE OF STUDY	REGION	ZONE	POPULATION	FINDING
7.	Kiran K et al. (2011) <sup>14</sup>	Pubmed indexed	Teething	Study group -894 infants and control group -550 infants	Infants between 6 months to 3 years of age	Cross sectional	Belgaum, Karnataka	South	Urban	The most common finding was gingival irritation.
8.	Gauri Kakatkar et al. (2012) <sup>15</sup>	Pubmed indexed	Teething	550 parents	Children aged 6 months to 3 years	Cross-sectional survey	Udaipur	West	Urban	Majority of parents had false beliefs about the signs and symptoms of teething - fever, diarrhoea, runny nose, vomiting, and ear problems.
9.	Roshan Noor-Mohammed et al. (2012) <sup>16</sup>	Pubmed indexed	Teething	Parents of 1100 children	Children age between four months to 36 months	Cross sectional survey	Davangere, Karnataka	South	Urban	Most frequent clinical manifestations were: Fever, drooling, diarrhoea, fever-drooling, fever-diarrhoea and drooling-diarrhoea.
10.	Saamyendra V Singh et al. (2010) <sup>17</sup>	Pubmed	Oral practices	681 people	50 years or above	Cross sectional study	Uttar Pradesh	North	Rural	Mouth rinsing and finger brushing were adopted by 61% of subjects as a method of oral hygiene followed by datum or twig chewing by 21%.
11.	Vignesh R et al. (2012) <sup>18</sup>	Google scholar	Oral practices	250 135 were males and 115 were females	30 -60 years	Cross-sectional study	Maduravoyal Chennai.	South	Rural	Majority of population believed in myths related to caries, oral hygiene and oral cancer. The difference for all the questions are statistically significant [P = 0.00]
12.	Vivek S et al. (2012) <sup>19</sup>	Google scholar	Oral beliefs	180 individuals 104 male and 76 female	40 - 49 years	Cross sectional study	Kerala	South	Rural	55% of subjects used finger for cleaning their teeth
13.	Naram A et al. (2013) <sup>20</sup>	Pubmed	Cleft lip and palate	23 families		Pilot Study	Hyderabad	South	Rural	Majority of mothers believed the cleft was caused by an eclipse.

S. NO	STUDY	SOURCE	INVOLVED MYTH / TRADITIONAL PRACTICE	STUDY POPULATION	AGE OF POPULATION INVOLVED	TYPE OF STUDY	REGION	ZONE	POPULATION	FINDING
14.	Bhatia A et al (2013) <sup>21</sup>	Google scholar	Oral practices	245 patients comprising of 125 males and 120 females	15years to above 60 years	Cross-sectional survey	Faridkot Punjab	North	Rural	Female participants were more fearful about the periodontal therapy
15.	Devesh Tewari et al. (2014) <sup>4</sup>	Google scholar	Oral practices	540 individuals	Above 15 years	Cross-Sectional Survey	Bareilly	North	Rural	Majority of the population had the opinion that home remedies are better for dental treatment. High percentage believed that keeping tobacco in a decayed tooth relieves its pain.
16.	Anup Nagaraj et al. (2014) <sup>22</sup>	Google scholar	Oral practices	600 females	18 – 60 years	Cross-sectional study	Rajasthan	West	Rural	Majority of the population believed that removal of the upper teeth affects vision and professional cleaning of teeth causes loosening of the teeth.
17.	Sumit Kochhar et al. (2014) <sup>23</sup>	Google Scholar	Oral practices	1664 subjects	18 years and above	Cross Sectional survey	Sunam, Punjab	North	Rural	Majority of population believed that there was no need to visit a dentist until all the permanent teeth of children erupt. More than half of the population believed that spacing between upper anterior teeth was an indication for good fortune.
18.	Sharma R et al. (2015) <sup>24</sup>	Google scholar	Oral practices	150 individual Male – 76 Female - 74	20-60 years	Cross-sectional study	Bangalore	South	Urban	Almost all the participant believed in one or more dental myth.
19.	Gupta R et al. (2016) <sup>25</sup>	Google scholar	Pregnancy	300 Pregnant women	18–26 years	Cross-Sectional Study.	Raichur District, India	South	Rural	Nearly one-third of women used finger and charcoal for cleaning teeth

S. NO	STUDY	SOURCE	INVOLVED MYTH / TRADITIONAL PRACTICE	STUDY POPULATION	AGE OF POPULATION INVOLVED	TYPE OF STUDY	REGION	ZONE	POPULATION	FINDING
20.	Poonam Pandya et al. (2016) <sup>26</sup>	Google scholar	Oral practices	150	18 years to 60 years above	Cross-Sectional Study.	Bhopal	Central	Urban	42% believe that removal of upper teeth affects vision. 38% people thought that keeping tobacco beside a painful tooth reduces tooth pain.
21.	Rai A et al. (2016) <sup>27</sup>	Google scholar	Oral practices	350 adults	20 years or above	Cross-Sectional Study	Ghaziabad	North	Urban and Rural	More percentage of males believed in the myths that extraction of upper teeth affects eyesight and that oral cancer is a God's punishment/ past sins
22.	Kiran GB et al. (2016) <sup>38</sup>	Google scholar	Oral practices	305	18 years and above	Cross-sectional questionnaire survey	Guntur district in Andhra Pradesh	South	Rural	Most prevalent myth was that deciduous teeth do not need any treatment procedures (n = 179). Followed by myth that cleaning with salt makes teeth white and shiny (n = 160).
23.	Yadav R et al. (2016) <sup>28</sup>	Pubmed	Oral mutilations	Two females	39-year-old and 51-year-old	Case report	Rajasthan, India.	West	Rural	Purpose of tattooing was to beautify their teeth and custom of getting gold tattoos on front teeth runs in their family.
24.	Sargam D. Kotecha et al. (2016) <sup>29</sup>	Google Scholar	Oral mutilations	11-year-old male child	11 year old	Case report	Uttar Pradesh	North	Rural	Purpose of tattooing was to beautify their teeth and could be used as an identification trait.

**Table 1.** Study Characteristics on Dental Myths Included in the Review



population.

Baykan Z et al. (2004)<sup>34</sup> reported symptom such as increase in biting, followed by irritability and fever to be associated teething in Turkish population.

Pacey L (2014)<sup>40</sup> highlighted a folklore prevalent in Europe about dabbing whisky on to a baby's gums to reduce the pain of teething.

A close look at folk-tales about deciduous teeth that exfoliates gives an idea about how myths vary around the globe. In modern Western culture, character named 'tooth fairy' is said to give children a small gift in exchange for a deciduous tooth when it exfoliates. In Europe, eons ago, children used to throw exfoliated teeth in mouse holes, hoping that permanent successor would be sharp. In northern Europe, tradition of a "tooth fee," paid by parents when a child lost his/her first tooth was prevalent.<sup>35,36</sup>

In Asian countries (India, China, Japan, Korea, and Vietnam), children bury their upper teeth in the ground, believing that the successor teeth would be straight.<sup>35,37</sup>

In Middle Eastern countries such as Iraq, Jordan, Palestine, Egypt, and Sudan, there is a tradition of throwing a deciduous tooth up into the sky toward the sun or to Allah.<sup>35,37</sup>

Weatherley-White RC et al. (2005)<sup>9</sup> and Naram A et al. (2013)<sup>20</sup> observed that majority of the population believe that the cleft is caused by exposure of pregnant woman to the eclipse. Another belief which is prominent is that cleft occurrence is sign of punishment due to a previous sinful act. Some families also believed that cleft is a sign of bad luck. As per el-Shazly M et al (2010)<sup>11</sup> another prevalent myth is that cleft lip and palate is caused by the mother looking at certain animals or consuming the wrong food during pregnancy.

Cheng LR (1990)<sup>30</sup> observed that in Chinese population, pregnant mothers avoid rabbit meat for fear of giving birth to a baby with a 'hare lip'. Also, they are restricted from using a scissor during pregnancy, especially when sitting on the bed as it might result in cleft in the baby.

In Africa, Dagher D et al. (2004)<sup>31</sup> highlighted the population belief that cleft lip and palate occurs

pregnant women laughs at a patient with CLP and pregnant women going out during an eclipse. Olosoji HO et al (2007)<sup>32</sup> believed that cleft lip and palate is caused due to Thus, there appears to be a tendency to attribute the cause of CLP to a sense of vengeance from higher orders of astrological and spiritual origins.

Pacey L (2014)<sup>40</sup> highlighted the old wives' tale prevalent in Europe, related to pregnancy and tooth lose. 'Gain a child, lose a tooth' represented the thought that women lose a tooth for every child they bear may be valid as during pregnancy gingivitis and periodontitis can occur, which if severe and left untreated, it can lead to periodontal bone loss and subsequent tooth loss.

Saumyendra V Singh et al. (2010)<sup>17</sup> and Vivek S et al. (2012)<sup>19</sup> highlighted the prevalent practice of finger brushing in the majority of the rural population followed by datum or twig chewing Gupta R et al (2016)<sup>25</sup> observed a similar method of brushing in rural pregnant women. Ganesh A et al (2011)<sup>12</sup> reported that majority of women didn't have habit of mouth rinsing after every meal. Study by Bhatia A et al (2013)<sup>21</sup> highlighted that female were more fearful about the periodontal therapy.

Studies by Poonam Pandya et al. (2016)<sup>26</sup>, Sumit Kochhar et al. (2014)<sup>23</sup> and R Vignesh et al. (2012)<sup>18</sup> observed that majority of the population believe that there is no need to visit a dentist until all the permanent teeth of children erupt. Also, more than half of the population believe that spacing between upper anterior teeth is an indicator for good fortune. All these studies highlighted the belief in Indian population that as deciduous teeth are going to shed, so treating them is wastage of money and time.

R Vignesh et al. (2012)<sup>18</sup> observed that majority of population believed that using hard bristles for brushing (70%) and brushing with salt (56.8%), whitens the teeth. Anup Nagaraj et al. (2014)<sup>22</sup>, Sumit Kochhar et al (2014)<sup>23</sup> and Saumyendra V Singh et al (2010)<sup>17</sup> highlighted the myth about the removal of the upper teeth and its effect on vision. Devesh Tewari et al. (2014)<sup>4</sup> showed that majority of the population has the opinion that home remedies are better for dental treatment and high percentage believe that keeping tobacco in a decayed tooth relieves its pain.

Pacey L (2014)<sup>40</sup> reported prevalence of folk-lore in



Germany during middle age that kissing a donkey takes away the toothache.

Kiran GB et al. (2016)<sup>38</sup> reported that myths such as drinking alcohol reduces tooth pain, use of twigs instead of toothbrushes is more effective, burying exfoliated teeth in cow dung for good permanent successor and use of tobacco or tobacco products as a remedy for tooth pain were significantly significant (p-value > 0.05) in those who had never visited a dentist.

According to survey conducted by FDI World Dental Federation (2017)<sup>39</sup> majority of countries such as Brazil (77%), South Africa(75%), Mexico (73%), India (67%) and Canada (67%), incorrectly believed that it is important to rinse the mouth out with water after brushing. However, it is actually recommended not to rinse with water straight after brushing in order to allow maximum exposure to fluoride, which will optimize the preventive effects.

## CONCLUSION

The results of the present review showed that the knowledge and awareness level of the subjects was inadequate and myths related to dentistry were more prevalent in rural regions of India. However, more studies are required to accumulate valuable data related to the oral practices and myths in the country. Also, decoding of the myths is required by the dentist in order to provide successful dental treatment and in order to prevent many dental problems.

## REFERENCES

1. Belief. Available from: [www.en.wikipedia.org/wiki/Belief](http://www.en.wikipedia.org/wiki/Belief). [Last accessed on August 28<sup>th</sup> 2018]
2. Bhasin V. Oral health behavior among Bhils of Rajasthan. *J Soc Sci* 2004; 8(1):1-5.
3. Petersen PE, Kwan S. Equity, social determinants and public health programs—the case of oral health. *Community Dent Oral Epidemiol* 2011; 39(6):481-7.
4. Tewari D, Nagesh L, Kumar M. Myths Related To Dentistry In The Rural Population of Bareilly District: A Cross-Sectional Survey. *Journal of Dental Sciences and Oral Rehabilitation* 2014; 5(2):58-64.
5. Khan SA, Dawani N, Bilal S. Perceptions and myths regarding oral healthcare amongst strata of low socioeconomic community in Karachi, Pakistan. *J Pak Med Assoc* 2012;62(11):1198-203.
6. Wright K, McDaid C. Reporting of article retractions in bibliographic databases and online journals. *J Med Libr Assoc* 2011;99:164-7.
7. STROBE Statement. Strengthening the Reporting of Observational Studies in Epidemiology Switzerland; 2007. Available from: <https://www.strobe-statement.org/index.php?id=available-checklists>.
8. Chakraborty A, Sarkar S, Dutta BB. Localised Disturbances Associated With Primary Teeth Eruption. *J Indian Soc Pedod Prev Dent*. 1994;12(1):25-8.
9. Weatherley-White RC, Eiserman W, Beddoe M, Vanderberg R. Perceptions, Expectations, and Reactions to Cleft Lip and Palate Surgery in Native Populations: A Pilot Study in Rural India. *The Cleft Palate-Craniofacial Journal* 2005; 42(5):560-4.
10. Kumar TS, Dagli RJ, Mathur A, Jain M, Balasubramanyam G et al. Oral health status and practices of dentate Bhil adult tribes of southern Rajasthan, India. *Int Dent J*. 2009;59(3):133-40.
11. el-Shazly M, Bakry R, Tohamy A, Ali WM, Elbakry S, Brown SE, Weatherley-White RC. Attitudes toward children with clefts in rural Muslim and Hindu societies. *Ann Plast Surg*. 2010;64(6):780-3.
12. Ganesh A, Ingle NA, Chaly PE, Reddy VC. A survey on dental knowledge and gingival health of pregnant women attending government maternity hospital, Chennai. *J Oral Health Comm Dent*. 2011;5:24-30.
13. Hans MK, Nagpal A, Shetty S. Choumups. *Br Dent J*. 2011;11(5):194.
14. Kiran K, Swati T, Kamala BK, Jaiswal D. Prevalence Of Systemic And Local Disturbances in Infants During Primary Teeth Eruption: A Clinical Study. *Eur J Paediatr Dent*. 2011;12(4):249-52.
15. Kakatkar G, Nagarajappa R, Bhat N, Prasad V, Sharda A, et al. Parental Beliefs About Children's Teething In Udaipur, India: A Preliminary Study. *Braz Oral Res*. 2012;26(2):151-7.
16. Noor-Mohammed R, Basha S. Teething Disturbances; Prevalence of Objective Manifestations in Children under Age 4 Months to 36 Months. *Med Oral Patol Oral Cir Bucal*. 2012; 17(3): E491-E494.
17. Singh SV, Akbar Z, Tripathi A, Chandra S, Tripathi A. Dental Myths, Oral Hygiene Methods And Nicotine Habits in An Ageing Rural Population: An Indian Study. *Indian J Dent Res* 2013;24:242-4.
18. Vignesh R, Priyadarshni I. Assessment of the prevalence of myths regarding oral health among general population in Maduravoyal, Chennai. *J Educ Ethics Dent* 2012;2:85-91.
19. Vivek S, Jain J, Simon SP, Battur H, Tikare S. Understanding Oral Health Beliefs and Behaviour among Paniyan Tribals in Kerala, India. *JIOH* 2012; 4(2):23-28.
20. Naram A, Makhijani SN, Naram D, Reddy SG, Reddy RR, Lalikos JF, Chao JD. Perceptions of family members

- of children with cleft lip and palate in Hyderabad, India, and its rural outskirts regarding craniofacial anomalies: a pilot study. *Cleft Palate Craniofac J*. 2013;50(3):e41-6.
21. Bhatia A, Bains SK, Singh MP. To assess knowledge and awareness of North Indian population towards periodontal therapy and oral-systemic disease link: A cross-sectional survey. *J Interdiscip Dentistry* 2013; 3:79-85.
  22. Nagaraj A, Ganta S, Yousuf A, Pareek S. Enculturation, Myths and Misconceptions Regarding Oral Health Care Practices among Rural Female Folk of Rajasthan. *Ethno-Medicine* 2014;8(2):157-64.
  23. Kochhar S, Singh K, Anandani C, Pani P, Kaur Bhullar RP, et al. (2014) Occurrence of Oral Health Beliefs and Misconceptions Among Indian Population. *J Dent Health Oral Disord Ther* 1(5):00031.
  24. Sharma R, Mallaiah P, Margabandhu S, Umashankar GK, Verma S. Dental Myth, Fallacies and Misconceptions and its Association with Socio Dental Impact Locus of Control Scale. *Int J Prevent Public Health Sci* 2015; 1(2):14-20.
  25. Gupta R, Acharya AK. Oral Health Status and Treatment Needs among Pregnant Women of Raichur District, India: A Population Based Cross-Sectional Study. *Scientifica (Cairo)*. 2016; 2016:9860387. [doi: 10.1155/2016/9.86038726](https://doi.org/10.1155/2016/9.86038726).
  26. Pandya P, Bhambal A, Bhambani E, Bansal V, Kothari S et al. Dental Care: Social Myths and Taboos. *PJSR* 2016;9(2):42-6.
  27. Rai A, Menon I, Aruna DS, Singh A. Association between taboos in dentistry and oral health behavior among adult population of Ghaziabad. *J Dent Specialities* 2016;4(1):14-20.
  28. Yadav R, Yadav A, Rai R, Pahuja M, Solanki S. Gold Tooth Tattoos: Identifying Features in Forensic Odontology. *J Clin Diagn Res*. 2016; 10(7): ZJ08-ZJ09.
  29. Sargam D, Kotecha, Y. Deepa Hedge, Chaudhry K, Yeluri R, Masih U. Gold Enamel Choumps – A Case report. *Egyptian Journal of Forensic Sciences* 2016;6(3):303-6.
  30. Cheng LR. Asian-American cultural perspectives on birth defects: focus on cleft palate. *The Cleft palate journal* 1990; 27:294-300.
  31. Dagher D, Ross E. Approaches of South African traditional healers regarding the treatment of cleft lip and palate. *The Cleft palate-craniofacial journal* 2004;41:461-9.
  32. Olasoji HO, Ugboko VI, Arotiba GT. Cultural and religious components in Nigerian parents' perceptions of the aetiology of cleft lip and palate: implications for treatment and rehabilitation. *The British journal of oral & maxillofacial surgery*, 2007;45:302-5.
  33. Kumar S, Tadakamadla J, Idris A, Busaily IA, Allbrahim AY. Knowledge of Teething and Prevalence of Teething Myths in Mothers of Saudi Arabia. *J Clin Pediatr Dent*. 2016 Winter; 40(1):44-8.
  34. Baykan Z, Sahin F, Bayazova U, Ozçakar B, Baykan A. Experience of Turkish parents about their infants' teething. *Child Care Health Dev*. 2004;30:331-6.
  35. Tooth fairy. Available from: [http://en.wikipedia.org/wiki/Tooth\\_fairy](http://en.wikipedia.org/wiki/Tooth_fairy). [Last accessed on 2018 Dec 19].
  36. Helen H, Cullen J. The tooth fairy comes, or is it just your mum and dad?: A child's construction of knowledge. *Aust J Early Child* 2003;28:19-24.
  37. 8 Popular Tooth Myths Debunked. Available from: [/science/health/g1249/8-popular-tooth-myths-debunked/?slide=8](http://science/health/g1249/8-popular-tooth-myths-debunked/?slide=8) [Last accessed on 2018 Dec 19].
  38. Kiran GB, Pachava S, Sanikommu S, Simha BV, Srinivas R, Rao VN. Evaluation of dent-o-myths among adult population living in a rural region of Andhra Pradesh, India: A cross-sectional study. *J NTR Univ Health Sci* 2016;5:130-6.
  39. Truth or Myth? Global Survey for World Oral Health Day Exposes the Truth About our Oral Health Habits. Available from: <https://www.fdiworldental.org/pt/node/4250>. [Last accessed on 2018 Dec 19]
  40. Pacey L. Myth-busting: donkey dentistry and other stories. *Br Dent J*. 2014;216(11):608-9.

**Cite this article as:**

Joshi S, Garg S, Dhindsa A, Jain N, Singh S. Prevalent Dental Myths and Practices in Indian Population- A Systematic Review. Int Healthc Res J. 2020;3(10):316-326. <https://doi.org/10.26440/IHRJ/0310.01314>

**Source of support:** Nil, **Conflict of interest:** None declared

**AUTHOR AFFILIATIONS:** (\*Corresponding Author)

1. Senior Lecturer, Department of Pediatric and Preventive Dentistry, Faculty of Dental Sciences, SGT University, Gurugram (ORCID id: <https://orcid.org/0000-0003-1000-3486>)
2. Professor, Department of Pediatric and Preventive Dentistry, Faculty of Dental Sciences, SGT University, Gurugram (ORCID id: <https://orcid.org/0000-0001-5931-0693>)
3. Professor, Department of Pediatric and Preventive Dentistry, Swami Devi Dayal Dental College, Barwala, Panchkula (ORCID id: <https://orcid.org/0000-0002-9763-8347>)
4. Senior Lecturer, Department of Pediatric and Preventive Dentistry, M.M.C.D.S.R, Maharishi Markandeshwar Deemed University, Mullana, Ambala (ORCID id: <https://orcid.org/0000-0002-4382-4240>)
5. Senior Lecturer, Department of Orthodontics and Dentofacial Orthopedics, Geetanjali Dental College, Udaipur

**Contact corresponding author at:** [joshi.sakshi\[at\]gmail\[dot\]com](mailto:joshi.sakshi[at]gmail[dot]com)