

Int. J. Aquat. Biol. (2019) 7(6): 342-350  
ISSN: 2322-5270; P-ISSN: 2383-0956  
Journal homepage: [www.ij-aquaticbiology.com](http://www.ij-aquaticbiology.com)  
© 2019 Iranian Society of Ichthyology

## Original Article

# Biological features of *Chanda nama* (Ambassidae) in the Old Brahmaputra River, Bangladesh

Zoarder Faruque Ahmed<sup>1</sup>, Ferdous Ahamed<sup>\*2</sup>, Mst. Kaniz Fatema<sup>1</sup>

<sup>1</sup>Department of Fisheries Management, Bangladesh Agricultural University, Mymensingh 2202, Bangladesh.

<sup>2</sup>Department of Fisheries Management, Patuakhali Science and Technology University, Patuakhali 8602, Bangladesh.

**Abstract:** Biological features including sex ratio, length-frequency distributions (LFDs), size at sexual maturity, spawning season, length-weight relationships (LWRs) and condition factor of *Chanda nama* were studied in the Old Brahmaputra River, Bangladesh. There was no significant difference in sex ratio. LFDs indicated no significant differences in size between the sexes. Size at sexual maturity was estimated at ~3.0 cm standard length. Monthly variations in gonadosomatic index indicate that the main spawning season is from July to August. The LWRs showed isometric growth in males and positive allometric growth in females. Fulton's condition factor varied in both sexes and was attributed to variations in GSI with maturity. The findings of this study will be helpful to formulate conservation and management strategies of *C. nama* population in the Old Brahmaputra River and surrounding ecosystems.

### Article history:

Received 15 September 2019

Accepted 21 December 2019

Available online 25 December 2019

### Keywords:

Sex ratio

Sexual maturity

Spawning season

Growth pattern

## Introduction

*Chanda nama* (Hamilton, 1822), a member of the family Ambassidae, is commonly known as elongate glass-perchlet (Talwar and Jhingran, 1991). It is a nocturnal or crepuscular fish famous for lepidophagy or scale eating (Grubh and Winemiller, 2004) and one of the important small indigenous fish species and popular food fish having good consumer preference. *Chanda nama* is found in running and standing fresh and brackish water throughout the Indian sub-continent including Pakistan, India, Nepal, Bangladesh, and Myanmar. In Bangladesh, the consumer's interest is vigorously growing towards small indigenous fish species because of their good taste and high nutritional value essential to prevent malnutrition of the rural communities, particularly of vulnerable groups such as poor women and children (Thilsted et al., 1997; Thilsted, 2003). It is also a popular aquarium fish and has high market demand among the ornamental fish hobbyists (Gupta and Banerjee, 2012).

Previous studies on this species have only been concentrated to length-weight relationships and

condition factor (Hossain et al., 2012a; Sarkar et al., 2013; Alam et al., 2014; Jahid et al., 2017; Khoso et al., 2018; Bhuvanewari and Serfoji, 2018), sexual maturity (Grubh and Winemiller, 2004) and spawning season (Jones, 1946; Gupta, 1984; Parween et al., 2000; Grubh and Winemiller, 2004) using seasonal samples. However, the study of biological parameters, including sex ratio, length-frequency distributions (LFDs), size at sexual maturity, spawning season, length-weight relationships (LWRs) and condition factor of this species using year-long large data sets is evidently lacking. Therefore, the present study was conducted to broaden the knowledge of important biological features of *C. nama* in the Old Brahmaputra River, Bangladesh over a year-long study period.

## Materials and Methods

**Study site and sampling:** The present study was conducted in the Old Brahmaputra River of Bangladesh, which is comprised of two channels: the main channel flowing through Bangladesh is known as the Jamuna and the old channel commonly known as the Old Brahmaputra River running through

\*Correspondence: Ferdous Ahamed  
E-mail: [ferdous@pstu.ac.bd](mailto:ferdous@pstu.ac.bd)

Mymensingh, a northeastern district of Bangladesh. Monthly samples were collected from the Old Brahmaputra River near Bangladesh Agricultural University, Mymensingh (24°75'N, 90°43'E) for a period of one year. The samples were collected using a combination of fine-meshed (< 2 mm) cast and seine nets by the help of local fishermen. All specimens at each sampling were preserved with 10% formalin and transferred to the laboratory for further analysis.

**Fish measurement:** Standard length (SL) for all individuals were measured to the nearest 0.1 cm using a measuring ruler, while the body weight (BW) was recorded using a digital balance to 0.01 g accuracy. Sex was determined by abdominal incision of each individual and visual inspection of the gonad. In case of females, the gonads were weighed to the nearest 0.001 g.

**Sex ratio and length-frequency distributions (LFDs):** Sex ratio (male/ female) was calculated on a monthly basis and by size (SL) class, and the results were analyzed to compare whether the sex ratio departed from the expected 1:1 using a Chi-square test at 95% significance level. Length-frequency distributions were constructed using 0.5 cm SL intervals for both sexes. The normal distributions were fitted to the pooled length-frequency data for each sex, using a computer analysis based on Hasselblad's maximum-likelihood method (Hasselblad, 1966). Each normal distribution was presumed to represent an age group in the population. In cases where two normal distributions representing two different age groups overlapped, individuals were separated into two age groups using a discriminate function:  $Z_i = (L_m \times \sigma_n + L_n \times \sigma_m) / (\sigma_m + \sigma_n) - L_i$ , where  $L_m$  is the mean SL and  $\sigma_m$  is the standard deviation at age m;  $L_n$  is the mean SL and  $\sigma_n$  is the standard deviation at age n; and  $L_i$  is the SL of individual i. If  $Z_i > 0$ , i belonged to the m age group; if  $Z_i < 0$ , i belonged to the n age group.

**Size at sexual maturity and spawning season:** The gonadosomatic index (GSI) was calculated as  $GSI (\%) = (GW / BW) \times 100$ . Size at sexual maturity was estimated by the relationship between SL and GSI. Spawning season was estimated based on the monthly variations of GSI (Kamal et al., 2009).

**Length-weight relationships (LWRs) and condition factor:** LWRs were calculated according to the equation:  $BW = a \times SL^b$ , where BW is the body weight (g) and SL is the standard length (cm) (Zamani Faradonbeh et al., 2015). The parameters  $a$  and  $b$  were estimated by linear regression analysis based on natural logarithms:  $\ln(BW) = \ln(a) + b \ln(SL)$ . Extreme outliers were excluded from the analyses (Froese, 2006). Significant deviation of  $b$ -value from the theoretical isometric value ( $b = 3$ ) indicates either positive ( $b > 3$ ) or negative ( $b < 3$ ) allometric growth (Tesch, 1971; Zamani-Faradonbe et al., 2015), which was verified with Student's t-tests (Sokal and Rohlf, 1981). Analysis of covariance (ANCOVA) (Zar, 1984) was used to test for significant differences in slopes and intercepts between sexes. Fulton's condition factor ( $K$ ) was estimated using the following equation:  $K = (BW / SL^3) \times 100$  both monthly and by size (SL cm) class (Mouludi-Saleh and Eagderi, 2019).

## Results

**Sex ratio and length-frequency distributions (LFDs):** A total of 1169 specimens of *C. nama* were collected during this study, among them 598 (51.2%) were male and 571 (48.8%) female (Table 1). The SL ranged from 1.9 to 8.1 cm in males and from 2.0 to 8.1 cm in females, whereas BW ranged from 0.2 to 11.5 g and 0.2 to 12.9 g for male and female, respectively. Sex ratios were 1:1 throughout the year (Fig. 1) except in February and November when males significantly outnumbered females and in July when females dominated significantly ( $\chi^2$  test,  $P < 0.001$ ). Sex ratios by size classes and overall sex ratio was even between the sexes.

The overall LFDs showed two age groups with similar pattern in both sexes (Fig. 2). The mean SL of smaller size groups were similar ( $3.4 \pm 0.5$  cm) in both sexes and therefore, no significant difference was observed between the sexes (t-test,  $P > 0.05$ ). The mean SL of larger size group was  $4.9 (\pm 1.2)$  cm in males and  $5.4 (\pm 1.4)$  cm in females. The mean SL of larger size group was 0.5 cm longer in females than males;

Table 1. Collection records of *Chanda nama* from the Old Brahmaputra River, Bangladesh.

Sampling month	Total fish	No. of males	Size range		No. of females	Size range	
			SL (cm)	BW (g)		SL (cm)	BW (g)
January	99	55	2.5-8.1	0.3-11.3	44	2.6-8.1	0.3-10.7
February	100	61	2.4-6.8	0.3-7.2	39	2.9-7.8	0.4-8.9
March	100	45	1.9-5.9	0.3-4.6	55	2.5-6.8	0.3-8.1
April	100	43	2.6-7.6	0.3-9.7	57	2.6-8.1	0.3-12.1
May	81	39	3.1-7.9	0.4-11.5	42	3.7-8.0	1.1-12.9
June	100	47	2.2-5.3	0.2-5.1	53	2.4-7.5	0.3-12.1
July	89	32	2.7-6.6	0.3-6.2	57	2.7-7.8	0.3-8.6
August	100	50	2.7-5.4	0.3-2.7	50	2.8-7.4	0.3-6.9
September	100	56	2.1-5.4	0.2-3.5	44	2.1-6.9	0.2-6.4
October	100	50	2.3-5.8	0.2-3.8	50	2.5-6.6	0.3-7.5
November	100	66	2.3-6.5	0.2-5.4	34	2.6-6.9	0.3-6.8
December	100	54	2.2-5.2	0.2-2.7	46	2.0-6.2	0.2-5.8
Overall	1169	598	1.9-8.1	0.2-11.5	571	2.0-8.1	0.2-12.9

SL, standard length; BW, body weight.

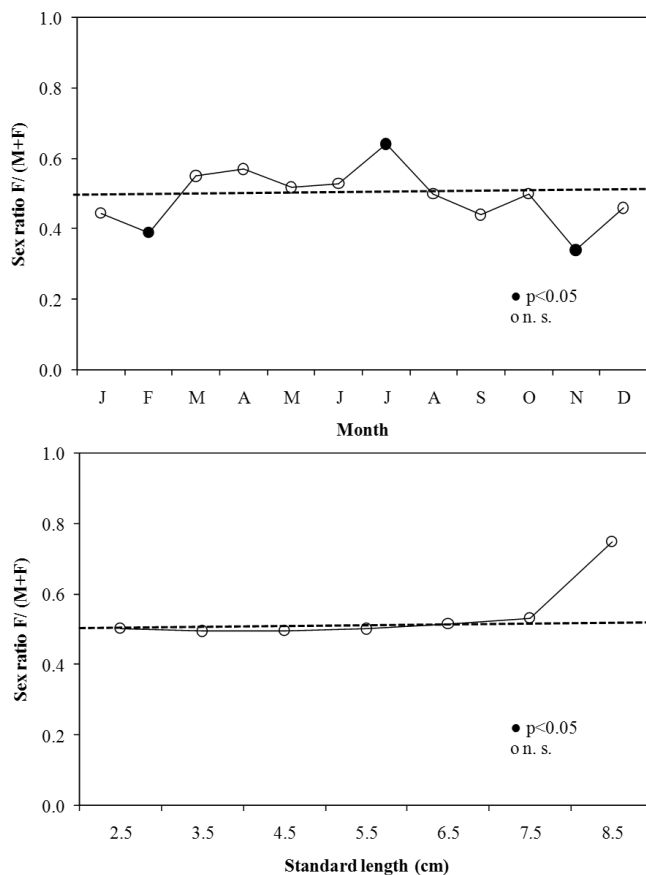


Figure 1. Sex ratio with regard to month and size class (SL, cm) of *Chanda nama* (● statistically significant difference from 1:1 ratio, ○ not significant) in the Old Brahmaputra River, Bangladesh.

however, the difference was non-significant (t-test,  $P > 0.05$ ). In addition, LFDs showed that the 3.0–4.0 cm SL size group was dominant in both sexes, constituting 70 and 53% of its population, respectively.

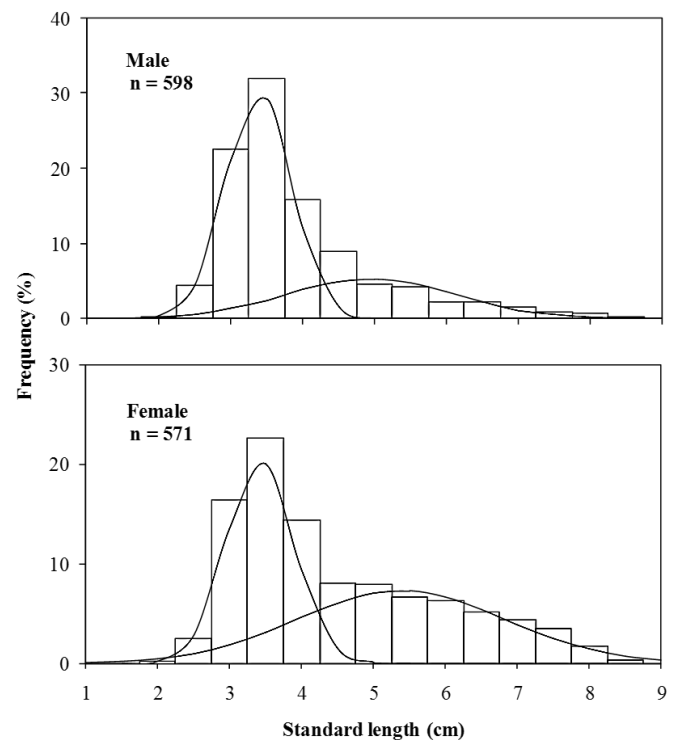


Figure 2. Length-frequency distribution of pooled males and females *Chanda nama* in the Old Brahmaputra River, Bangladesh.

**Size at sexual maturity:** The relationship between SL and GSI of female is shown in Figure 3. The lowest and highest GSI recorded during this study were 0.03 and 14.64, respectively. The GSI of <3.0 cm SL was low. However, the GSI rose sharply at ~3.0 cm SL. Therefore, the size at sexual maturity was considered to be 3.0 cm SL.

**Spawning season:** The monthly mean GSI with minimum and maximum values of female were

Table 2. Descriptive statistics of LWRs of *Chanda nama* collected from the Old Brahmaputra River, Bangladesh.

Month	Sex	n	Parameters of the LWR		r <sup>2</sup>	GT
			a (95% CL)	b (95% CL)		
January	M	55	0.0062 (0.0052-0.0074)	3.20 (3.09-3.31)	0.984	A+
	F	44	0.0054 (0.0042-0.0069)	3.29 (3.14-3.45)	0.978	A+
February	M	61	0.0058 (0.0038-0.0089)	3.27 (3.00-3.53)	0.911	A+
	F	39	0.0057 (0.0046-0.0071)	3.26 (3.13-3.39)	0.986	A+
March	M	45	0.0110 (0.0060-0.0203)	2.87 (2.48-3.26)	0.835	I
	F	55	0.0141 (0.0072-0.0276)	2.74 (2.33-3.15)	0.773	I
April	M	43	0.0066 (0.0037-0.0119)	3.15 (2.79-3.51)	0.883	I
	F	57	0.0066 (0.0051-0.0087)	3.16 (3.00-3.33)	0.964	I
May	M	39	0.0049 (0.0035-0.0068)	3.36 (3.17-3.55)	0.971	A+
	F	42	0.0072 (0.0051-0.0101)	3.15 (2.96-3.34)	0.964	I
June	M	47	0.0095 (0.0057-0.0159)	2.97 (2.63-3.32)	0.871	I
	F	53	0.0062 (0.0052-0.0074)	3.27 (3.16-3.38)	0.986	A+
July	M	32	0.0057 (0.0044-0.0075)	3.26 (3.09-3.44)	0.980	A+
	F	57	0.0062 (0.0052-0.0073)	3.22 (3.11-3.32)	0.985	A+
August	M	50	0.0099 (0.0055-0.0177)	2.89 (2.51-3.27)	0.829	I
	F	50	0.0069 (0.0053-0.0089)	3.12 (2.97-3.28)	0.971	I
September	M	56	0.0121 (0.0076-0.0193)	2.81 (2.50-3.11)	0.863	I
	F	44	0.0099 (0.0075-0.0131)	2.96 (2.78-3.13)	0.964	I
October	M	50	0.0107 (0.0057-0.0200)	2.85 (2.44-3.25)	0.809	I
	F	50	0.0066 (0.0050-0.0086)	3.19 (3.02-3.36)	0.968	A+
November	M	66	0.0078 (0.0060-0.0101)	3.04 (2.87-3.21)	0.952	I
	F	34	0.0057 (0.0043-0.0075)	3.25 (3.06-3.43)	0.975	A+
December	M	54	0.0098 (0.0067-0.0145)	2.93 (2.67-3.19)	0.907	I
	F	46	0.0078 (0.0058-0.0104)	3.08 (2.89-3.28)	0.959	I
Overall	M	598	0.0080 (0.0071-0.0089)	3.06 (2.99-3.13)	0.924	I
	F	571	0.0068 (0.0063-0.0074)	3.16 (3.11-3.21)	0.964	A+

n, sample size; M, male; F, female; CL, confidence limit of mean; GT, growth type; I, isometric; A+, positive allometric.

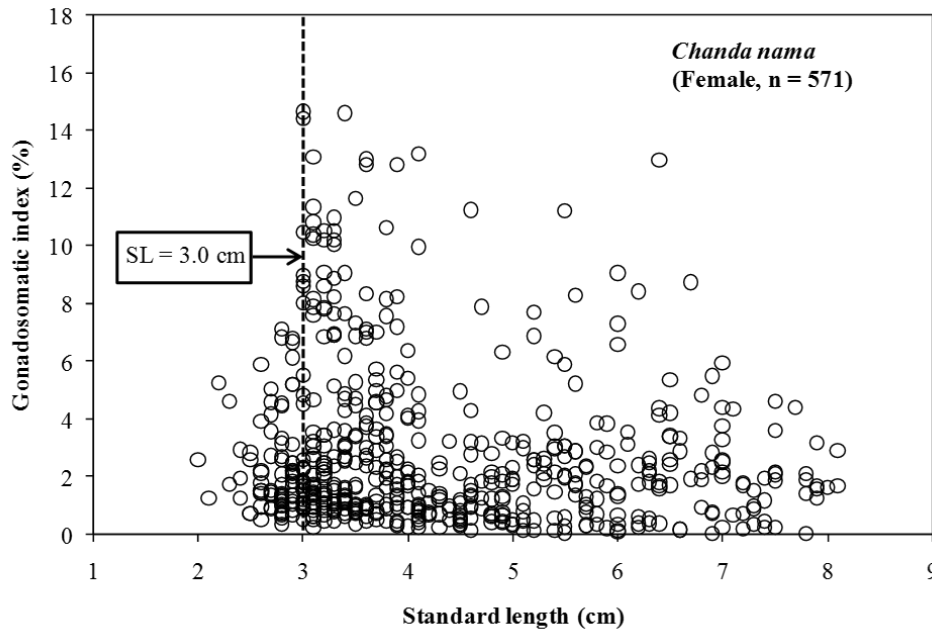


Figure 3. Relationship between gonadosomatic index and standard length (cm) for female *Chanda nama* in the Old Brahmaputra River, Bangladesh.

plotted in Figure 4. The mean GSI varied from 1.17 in January to 5.14 in July. The mean GSI value was around 2 in majority of the months; however, the GSI

value was higher during July to August with a peak in July. Therefore, the spawning season of *C. nama* was estimated to be from July to August.

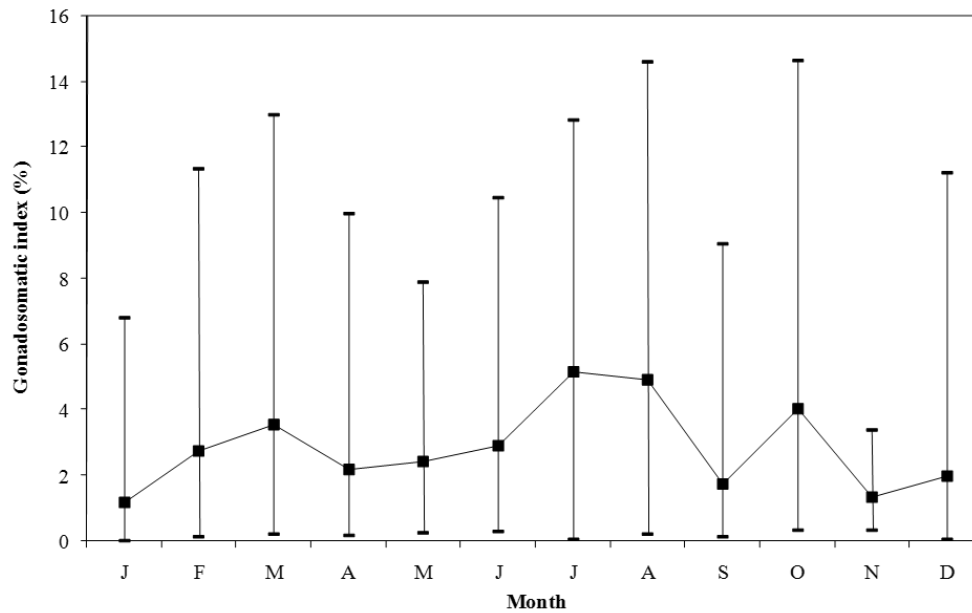


Figure 4. Monthly changes of mean gonadosomatic index (GSI) with minimum and maximum values, for female *Chanda nama* in the Old Brahmaputra River, Bangladesh.

**Length-weight relationships (LWRs):** The detailed statistics of LWRs of *C. nama* are given in Table 2. The overall LWRs indicated isometric growth in males (t-test,  $P>0.05$ ), while positive allometric growth was observed in females as the allometric coefficient  $b$  values were significantly larger than the expected isometric value of 3 (t-test,  $P<0.05$ ). Significant difference in both slope ( $b$ ) and intercept ( $a$ ) were observed between sexes (ANCOVA,  $P<0.05$ ). Monthly variations in LWRs were observed with the calculated  $b$ -values ranged from 2.81 in September to 3.36 in May for males, and from 2.74 in March to 3.29 in January for females. All LWRs were highly significant with  $r^2$  exceeding 0.800.

**Condition factor:** The variations of Fulton's condition factor by month and size class for both sexes are presented in Figure 5. The monthly  $K$ -values varied for both sexes, ranging from 1.63 to 2.09 in males and from 1.63 to 2.21 in females. The lowest  $K$  was found in November, whereas the highest was in June for both sexes. By size class, males showed minimum  $K$ -value at 3.5 cm SL and maximum at 7.5 cm SL, whereas females showed minimum value at 3.5 cm SL and maximum at 8.5 cm SL.  $K$  tended to be lower at ~3.5 cm SL, thereafter started to increase in the subsequent size class for both sexes.  $K$  in females was always

higher than males.

## Discussions

The present study investigated some basic biological features of *C. nama* necessary to develop the management and conservation strategies. There was no significant difference in overall sex ratio in the present study, even no temporal (except February, July and November) and size class variations in sex ratio were observed. Usually deviation from 1:1 sex ratio is not expected for most fish species, although some fish populations may present a strong bias in this ratio. Such variation in sex ratio might be due to (a) different growth rate and longevity between sexes or (b) sex change (Oh et al., 2002; Chilari et al., 2005; Ahamed et al., 2014, 2018). Analysis of LFDs is important to know ecological and life-history traits of a fish population (Ranjan et al., 2005). In the present study, the LFDs revealed two size groups in both sexes; however, no significant differences in size were observed between the sexes.

Determination of size at sexual maturity is very crucial for fisheries management as it indicates the minimum permissible capture size (Lucifora et al., 1999; Ahamed and Ohtomi, 2011, 2014; Hossain et al., 2013; Ahamed et al., 2014, 2015). In the present

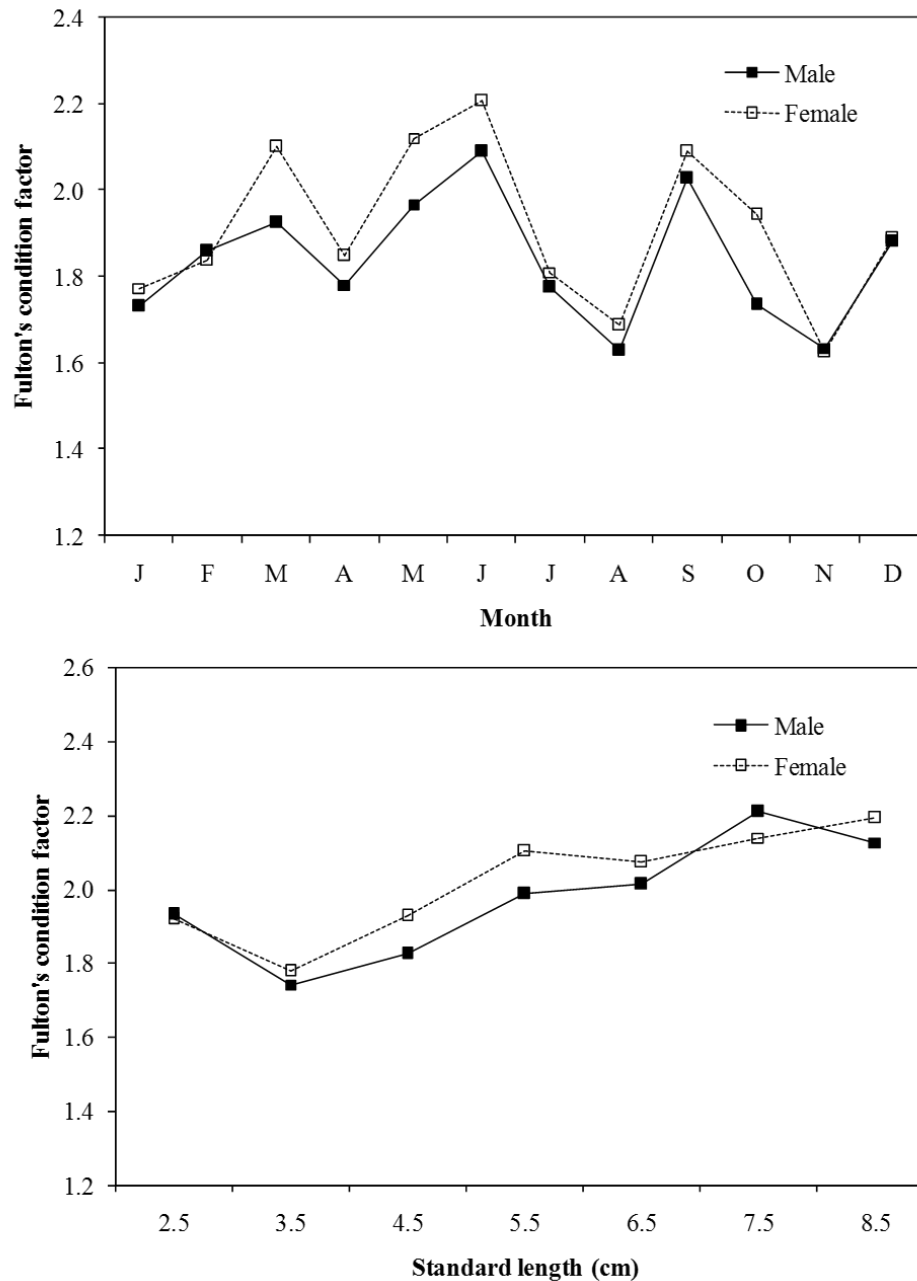


Figure 5. Changes of Fulton's condition factor by month and size class (SL, cm) for both genders of *Chanda nama* in the Old Brahmaputra River, Bangladesh.

study, the size at sexual maturity of *C. nama* was estimated at ~3.0 cm SL. On the other hand, Grubh and Winemiller (2004) reported the size at sexual maturity of this species as 2.5 cm SL from a wetland, Tamilnadu, India. The differences in size at sexual maturity might be attributed to variations in environmental factors, particularly water temperature, population densities and food availability (King, 2007).

Monthly variations of GSI indicated the spawning

season of *C. nama* from July to August. A number of studies have also reported the spawning season of this species, e.g. Parween et al. (2000) reported the spawning season as July-November and February-August respectively in Bangladesh, while Jones (1946), Gupta (1984), and Grubh and Winemiller (2004) have documented June-August, April-May and March-July respectively for the same in India. Several studies (Ahamed and Ohtomi, 2012; Ahamed et al., 2014; Allen, 1966; Bauer, 1992; Kikuchi, 1962)

reported the temperature and rainfall as important factors controlling the spawning of fish. However, in the present study, the factor/s controlling spawning season could not be deciphered due to lacking of such environmental data.

The calculated *b*-values of the LWRs were within the expected range of 2.5 to 3.5 (Froese, 2006) with the overall *b* indicating isometric growth in males and positive allometric growth in females. However, numerous studies (Alam et al., 2014; Hossain et al., 2012a; Jahid et al., 2017; Sarkar et al., 2013; Khoso et al., 2018; Bhuvanewari and Serfoji, 2018) reported negative allometric growth for combined sex of this species using only seasonal samples from different habitats. We also observed some monthly variations in growth types with positive allometric growth recorded during January-February, May and July in males and January-February, June-July and October-November in females. While Isometric growth was observed during March-April, June and August-December in males and March-May, August-September and December in females. The differences in growth types among different populations of the species can be attributed to the seasonal variation in sample collection, maturity status, and size range of the specimens observed (Tesch, 1968).

The condition factor is an index reflecting interactions between biotic and abiotic factors on the physiological condition of the fishes; therefore, it can also be used as an index to assess the status of the aquatic ecosystem in which fish live (Anene, 2005). *K* is generally correlated with the temporal changes of fish GSI (Ahamed et al., 2014; Hossain et al., 2012b, 2013) although we found no definite trends between these two variables. However, *K* across size classes showed a noticeable decrease at 3.5 cm SL for both sexes, which may indicate the start of sexual maturation at 3.0 cm SL for *C. nama*. Decreasing *K*-value after sexual maturity due to reproductive activity is a common phenomenon in fishes.

In conclusion, the present study provides some important baseline information on the population biology of *C. nama*, which will be helpful to formulate conservation and management strategies of this

species.

### Acknowledgements

We acknowledge the support of the Department of Fisheries Management, Bangladesh Agricultural University for providing the laboratory facilities. We would like to thank the local fisher for helping in sampling.

### References

- Ahamed F., Saha N., Nishat M.A., Biswas M.K., Sultana M., Khatun M.S., Ahmed Z.F., Hossain M.Y., Ohtomi J. (2018). Length-weight and length-length relationships of three small indigenous fishes from the Payra River, southern Bangladesh. *Journal of Applied Ichthyology*, 34: 777-779.
- Ahamed F., Ohtomi J. (2011). Reproductive biology of the pandalid shrimp *Plesionika izumiae* (Decapoda: Caridea). *Journal of Crustacean Biology*, 31: 441-449.
- Ahamed F., Ohtomi J. (2012). Growth patterns and longevity of the pandalid shrimp *Plesionika izumiae* (Decapoda: Caridae). *Journal of Crustacean Biology*, 32: 733-740.
- Ahamed F., Ohtomi J. (2014). Relative growth and sexual maturity of the pandalid shrimp *Plesionika izumiae* (Decapoda, Caridea) in Kagoshima bay, southern Japan. *Crustaceana*, 87: 1567-1577.
- Ahamed F., Ahmed Z.F., Hossain M.Y., Ohtomi J. (2015). Size at sexual maturity of the female pool barb, *Puntius sophore* (Cyprinidae) in the Old Brahmaputra River, north eastern Bangladesh. *Ecologia*, 5: 54-61.
- Ahamed F., Ahmed Z.F., Hossain M.Y., Ohtomi J. (2014). Population biology of the Indian river shad, *Gudusia chapra* (Clupeidae) in the old Brahmaputra River, North-Eastern Bangladesh. *Sains Malaysiana*, 43: 1645-1655.
- Alam M.M., Rahman M.T., Parween S. (2014). Morphometric characters and condition factors of five freshwater fishes from Pagla river of Bangladesh. *International Journal of Aquatic Biology*, 2: 14-19.
- Allen J.A. (1996). The dynamics and interrelationships of mixed populations of Caridea found off north-east coast of England. In: H.B. Barnes (Ed.). *Contemporary studies of marine science*. London: Allen and Unwin. pp: 45-66.
- Anene A. (2005). Condition factor of four Cichlid species of a man-made lake in Imo State, Southeastern Nigeria.

- Turkish Journal of Fisheries and Aquatic Sciences, 5: 43-47.
- Bagenal T.B., Tesch F.W. (1978). Age and growth. In: T. Bagenal (Ed.). Methods for assessment of fish production in fresh waters. 3rd ed. IBP Handbook No.3. Oxford (UK): Blackwell Science Publications. pp: 101-136.
- Bauer R.T. (1992). Testing generalization about latitudinal variation in reproduction and recruitment patterns with sicyoniid and caridean shrimp species. *Invertebrate Reproduction and Development*, 22: 193-202.
- Bhuvanewari R., Serfoji P. (2018). Studies on growth and feeding biology of *Chanda nama* (Hamilton, 1822) from Vettar River of Cauvery River Basin Nagore, Tamil Nadu. *International Journal of Innovative Research in Technology*, 4: 175-182.
- Chilari A., Legaki M.T., Petrakis G. (2005). Population structure and reproduction of the deep-water shrimp *Plesionika martia* (Decapoda: Pandalidae) from the western Ionian Sea. *Journal of Crustacean Biology*, 25: 233-241.
- Froese R. (2006). Cube law, condition factor and weight-length relationships: History, meta-analysis and recommendations. *Journal of Applied Ichthyology*, 22: 241-253.
- Grubh A.R., Winemiller K.O. (2004). Ontogeny of scale feeding in the Asian Glassfish, *Chanda nama* (Ambassidae). *Copeia*, 4: 903-907.
- Gupta S.K. (1984). A note on the systematic and bionomics of *Chanda* sp. (Centropomidae). *Indian Journal of Fisheries*, 31: 352-356.
- Gupta S., Banerjee S. (2012). Present status of Galiff street market, the wholesale ornamental fish market of Kolkata. *Fishing Chimes*, 32: 39-42.
- Hamilton F. (1882). An account of the fishes found in the River Ganges and its branches, Archibald Constable and Company, Edinburg. 405 p.
- Hasselblad V. (1966). Estimation of Parameters for a Mixture of Normal Distributions. *Technometrics*, 8: 431-444.
- Hossain M.Y., Rahman, M.M., Fulanda B., Jewel M.A.S., Ahamed F., Ohtomi J. (2012a). Length-weight and length-length relationships of five threatened fish species from the Jamuna (Brahmaputra River tributary) River, northern Bangladesh. *Journal of Applied Ichthyology*, 28: 275-277.
- Hossain M.Y., Rahman M.M., Jewel M.A.S., Ahmed Z.F., Ahamed F., Fulanda B., Ohtomi J. (2012b). Conditions- and form-factor of the five threatened fishes from the Jamuna (Brahmaputra River tributary) River, northern Bangladesh. *Sains Malaysiana*, 41: 671-678.
- Hossain M.Y., Arefin M.S., Mohmud M.S., Hossain M.I., Jewel M.A.S., Rahman M.M., Ahamed F., Ahmed Z.F., Ohtomi J. (2013). Length-weight relationships, condition factor, gonadosomatic index-based size at first sexual maturity, breeding season and fecundity of *Aspidoparia morar* (Cyprinidae) in the Jamuna River (Brahmaputra River tributary), northern Bangladesh. *Journal of Applied Ichthyology*, 29: 1166-1169.
- Jahid S., Borgohain D., Nag R., Deka P. (2017). A comparison on the length-weight relationship and relative condition factor of *Parambassis ranga* (Hamilton, 1822) and *Chanda nama* (Hamilton, 1822) of Dora Beel (wetland) of Assam, India. *International Journal of Fauna and Biological Studies*, 4: 89-92.
- Jones S. (1946). Breeding and development of Indian freshwater and brackish water fishes, Part I. *Journal of Bombay Natural History Society*, 6: 317-336.
- Kamal S., Bakhtiyari M., Abdoli A., Eagderi S., Karami M. (2009). Life-history variations of killifish (*Aphanius sophiae*) populations in two environmentally different habitats in central Iran. *Journal of Applied Ichthyology*, 25(4): 474-478.
- Khoso A., Baloch W.A., Gachal G.S., Soomro A.N., Khoso B.R., Saddozai S., Zulfiqar Y., Mangi M. (2018). Studies on biology of perch *Chanda nama* (Hamilton 1822) from thana Boola Khan, Sindh, Pakistan. *FUUAST Journal of Biology*, 8: 25-31.
- Kikuchi T. (1962). An ecological study on animal community in *Zostera* belt, in Tomioka Bay, Amakusa, Kyushu (II) community composition (2) Decapod Crustaceans. *Records of Oceanographic Works in Japan*, 6: 135-146.
- King M. (2007). *Fisheries Biology Assessment and Management*. 2nd edn. Oxford: Blackwell scientific publications. 381 p.
- Lucifora L.O., Valero J.L., Garcia V.B. (1999). Length at maturity of the greeneye spurdog shark, *Squalus mitsukurii* (Elasmobranchii: Squalidae), from the SW Atlantic, with comparisons with other regions. *Marine and Freshwater Research*, 50: 629-632.
- Mouludi-Saleh A., Eagderi S. (2019). Length-weight relationship and condition factor of ten fish species (Cyprinidae, Sisoridae, Mugilidae, Cichlidae, Gobiidae and Channidae) from Iranian inland waters. *Journal of Wildlife and Biodiversity*, 3(4): 12-15.



- Oh C.W., Suh H.L., Park K.Y., Ma C.W., Lim H.S. (2002). Growth and reproductive biology of the freshwater shrimp *Exopalaemon modestus* (Decapoda: Palaemonidae) in lake of Korea. *Journal of Crustacean Biology*, 22: 357-366.
- Parween S., Mortuza M.G., Hossain M.A. (2000). Some aspects of reproductive biology of two coarse fishes, *Chanda nama* (Hamilton) and *Corica soborna* (Hamilton-Buchanan) of Bangladesh. *Pakistan Journal of Zoology*, 32: 179-181.
- Ranjan J.B., Herwig W., Subodh S., Michael S. (2005). Study of the length frequency distribution of sucker head, *Garragotyla gotyla* (Gray, 1830) in different rivers and seasons in Nepal and its applications. *Kathmandu University Journal of Science, Engineering and Technology*, 1: 1-14.
- Sarkar U.K., Khan G.E., Dabas A., Pathak A.K., Mir J.I., Rebello S.C., Pal A., Singh S.P. (2013). Length weight relationship and condition factor of selected freshwater fish species found in River Ganga, Gomti and Rapti, India. *Journal of Environmental Biology*, 34: 951-956.
- Sokal R.R., Rohlf F.J. (1981). *Biometry*. 2nd ed. New York: W.H. Freeman and Company.
- Talwar P.K., Jhingran A.G. (1991). *Inland fishes of India and adjacent countries*. vol 1, Oxford and IBH publishing Co. Pvt. Ltd. New Delhi-Calcutta. pp: 152-541.
- Tesch F.W. (1968). Age and Growth. In: W.E. Ricker (Ed.). *Methods for Assessment of Fish Production in Fresh Waters*. Oxford: Blackwell Scientific Publications. pp: 93-123.
- Thilsted S.H. (2003). The importance of small indigenous fish species for improved human nutrition in rural Bangladesh. In: M.A. Wahab, S.H. Thilsted, M.E. Hoq (Eds.). *Small Indigenous Species of Fish in Bangladesh*, Technical Proceedings of BAU-ENRECA/DANIDA Workshop on Potentials of Small Indigenous Species of Fish (SIS) in Aquaculture and Rice-field Stocking for Improved Food and Nutrition Security in Bangladesh, Mymensingh: Bangladesh Agricultural University.
- Thilsted S.H., Roos N., Hasan N. (1997). The role of small indigenous fish species in food and nutrition security in Bangladesh. *NAGA Newsletter*, July-December. 13 p.
- Zamani Faradonbeh M., Eagderi S., Fariborz G. (2015). Length-weight relationship and condition factor of seven fish species of Totkabon River (southern Caspian Sea basin), Guilan, Iran. *International Journal of Aquatic Biology*, 3(3): 172-176.
- Zamani-Faradonbe M., Eagderi S., Shahbazi-Naserabad S. (2015). Length-weight relationships and condition factor of three fish species from Taleghan River (Alborz Province, Iran). *Journal of advanced Botany and Zoology*, 2(2): 1-3.
- Zar J.H. (1984). *Biostatistical Analysis*. 2nd Edn., Prentice-Hall Inc., Englewood Cliffs, New Jersey, USA.