




## SHORT REPORT

# Mortality from suicide among people living with HIV and the general Swiss population: 1988-2017

Yann Ruffieux<sup>1</sup>, Liis Lemsalu<sup>2,3</sup>, Karoline Aebi-Popp<sup>4</sup>, Alexandra Calmy<sup>5</sup> , Matthias Cavassini<sup>6</sup> , Christoph A Fux<sup>7</sup>, Huldrych F Günthard<sup>8,9</sup>, Catia Marzolini<sup>10,11</sup>, Alexandra Scherrer<sup>8,9</sup>, Pietro Vernazza<sup>12</sup>, Olivia Keiser<sup>13</sup>, Matthias Egger<sup>1,14</sup>  and for the Swiss HIV Cohort Study and the Swiss National Cohort\*

§**Corresponding author:** Matthias Egger, Institute of Social & Preventive Medicine (ISPM), University of Bern, Mittelstrasse 43, CH-3012 Bern, Switzerland.

Tel: +41 31 631 35 01. ([matthias.egger@ispm.unibe.ch](mailto:matthias.egger@ispm.unibe.ch))

\*The members of Swiss HIV Cohort Study and the Swiss National Cohort are provided in the [Appendix](#).

## Abstract

**Introduction:** In many countries, mortality due to suicide is higher among people living with HIV than in the general population. We aimed to analyse trends in suicide mortality before and after the introduction of triple combination antiretroviral therapy (cART), and to identify risk factors associated with death from suicide in Switzerland.

**Methods:** We analysed data from the Swiss HIV Cohort Study from the pre-cART (1988-1995), earlier cART (1996-2008) and later cART (2009-2017) eras. We used multivariable Cox regression to assess risk factors for death due to suicide in the ART era and computed standardized mortality ratios (SMRs) to compare mortality rates due to suicide among persons living with HIV with the general population living in Switzerland, using data from the Swiss National Cohort.

**Results and Discussion:** We included 20,136 persons living with HIV, of whom 204 (1.0%) died by suicide. In men, SMRs for suicide declined from 12.9 (95% CI 10.4-16.0) in the pre-cART era to 2.4 (95% CI 1.2-5.1) in the earlier cART and 3.1 (95% CI 2.3-4.3) in the later cART era. In women, the corresponding ratios declined from 14.2 (95% CI 7.9-25.7) to 10.2 (3.8-27.1) and to 3.3 (95% CI 1.5-7.4). Factors associated with death due to suicide included gender (adjusted hazard ratio 0.58 (95% CI 0.38-0.87) comparing women with men), nationality (1.95 (95% CI 1.34-2.83) comparing Swiss with other), Centers for Disease Control and Prevention clinical stage (0.33 (95% CI 0.24-0.46) comparing stage A with C), transmission group (2.64 (95% CI 1.71-4.09) for injection drug use and 2.10 (95% CI 1.36-3.24) for sex between men compared to other), and mental health (2.32 (95% CI 1.71-3.14) for a history of psychiatric treatment vs. no history). There was no association with age.

**Conclusions:** Suicide rates have decreased substantially among people living with HIV in the last three decades but have remained about three times higher than in the general population since the introduction of cART. Continued emphasis on suicide prevention among men and women living with HIV is important.

**Keywords:** HIV; suicide; Switzerland; SMR; comparative study; intravenous drug use

Received 8 December 2018; Accepted 12 June 2019

Copyright © 2019 The Authors. *Journal of the International AIDS Society* published by John Wiley & Sons Ltd on behalf of the International AIDS Society.

This is an open access article under the terms of the Creative Commons Attribution License, which permits use, distribution and reproduction in any medium, provided the original work is properly cited.

## 1 | INTRODUCTION

Depression, anxiety and other mental health problems are common among people living with HIV, and more common than in the general population or among comparable HIV-negative people [1-4]. In the era before the advent of triple combination antiretroviral therapy (cART), several studies showed that HIV infection was also associated with suicide [5,6]. In Switzerland, suicides accounted for 6% of deaths among people living with HIV [7]. An analysis of the Swiss HIV Cohort Study (SHCS) found that during the years 1988 to 2008, suicide rates decreased somewhat with the introduction of cART, but remained above the rate observed in the general population. A recent study in the UK also found that

in the cART era, HIV-related suicide rates were higher than in the general population [8].

A French study reported that risk factors for suicide among persons living with HIV included a history of intravenous drug use (IDU), alcohol abuse and a history of depression or attempted suicide [9]. In the Swiss study [10], a history of treatment by a psychiatrist was a predictor of suicide both before and after the introduction of cART, while factors such as advanced clinical stage and gender were important only before cART was introduced. Several antiretroviral drugs have been associated with adverse effects that could lead to suicide ideation [11], including efavirenz or dolutegravir, drugs which are widely used and recommended by the World Health Organization [12-14].

In this article, we update the previous analysis [10] of mortality rates due to suicide in persons living with HIV and the general population in Switzerland, to explore risk factors and time trends in suicide over almost 30 years, from the pre-cART era up to recent years.

## 2 | METHODS

We analysed suicide rates and risk factors in the SHCS. Rates of suicide in people living with HIV were compared to suicide rates in the general Swiss population using data from the Swiss National Cohort (SNC). Throughout this study, the outcome of interest was death by suicide. No data were available on suicide ideation, or suicide attempts.

### 2.1 | Data sources

The SHCS ([www.shcs.ch](http://www.shcs.ch)) is an ongoing multicenter study involving people living with HIV aged 18 years or older [15]. The study collects key patient information such as demographic characteristics, information on HIV-related diseases and treatments, and laboratory measurements. This information is collected at enrollment and at six-monthly follow-up visits. The cohort is estimated to cover around 45% of the cumulative number of HIV infections notified to the Swiss health authorities, 69% of people living with AIDS and 75% of individuals receiving antiretroviral treatment [15].

The SNC ([www.swissnationalcohort.ch](http://www.swissnationalcohort.ch)) is a national longitudinal study on mortality, based on the probabilistic linkage of individual-based data from 1990 and 2000 nationwide censuses with Federal mortality records [16]. The cohort consists of 6.9 million census participants in 1990 and 7.3 million in 2000.

### 2.2 | Data analysis

We compared characteristics of participants enrolled in the SHCS during the pre-cART era (1988-1995), earlier cART (1996-2008), and later cART era (2009-2017) between those who died by suicide (code 'suicide' in the SHCS, ICD-8 codes E950-959 and ICD-10 codes X60-X84 in the SNC) and those who did not. Completeness and quality of mortality data in the SHCS are high [7]. For each year, we calculated the expected number of suicides, per sex and per five-year age group, based on rates from the SNC data. From this we derived standardized mortality ratios (SMRs) for each ART era, assuming a Poisson distribution. We split the earlier cART era further into sub-periods 1996-1998 and 1999-2008. We analysed predictors for suicide in the SHCS using multivariable Cox regression. This was done separately for the pre-cART, earlier cART and later cART eras. We included the following predictors in the models: age at enrollment (per 10 years increase), gender, nationality (Swiss/other) and mode of transmission (injection drug use, men having sex with men, or other), Centers for Disease Control and Prevention (CDC) clinical stage as a time updated variable (A, B, or C), and prior treatment by a psychiatrist as a time-updated variable. We used interaction tests to assess differences in associations between risk factors and suicide across time periods. We carried out a separate Cox regression analysis covering the

period 2002 to 2017, which included socio-economic factors: education (at enrollment, tertiary vs. other), living alone (time-updated), and unemployment (time-updated, defined as 50% or more of revenue provided by unemployment benefits since previous visit). We verified the Cox proportional hazards assumptions using Schoenfeld residual tests. In order to examine to what extent the trends observed were driven by specific patient groups, we recalculated SMRs after excluding individuals who had contracted HIV through IDU or through sex between men, and individuals treated by a psychiatrist at enrollment.

We identified predictors for efavirenz and dolutegravir use in patients on cART, using multivariate logistic regressions. Models were adjusted for age at enrollment, sex, nationality, transmission group, CDC clinical stage at enrollment, and history of psychiatric treatment at enrollment. Finally, we examined the association between efavirenz-based therapy (time-updated) and suicide among patients on cART, adjusting for the factors mentioned above. We performed a similar analysis for dolutegravir-based therapy in the late cART era. Results are presented as adjusted hazard ratio (aHR) or adjusted odds ratio (aOR), with 95% confidence intervals.

## 3 | RESULTS AND DISCUSSION

### 3.1 | Characteristics of study population

We included 20,139 patients in the analysis. Participants enrolled in the later cART era were older and less likely to be women, Swiss nationals, or to have acquired HIV through injection drug use compared to those enrolled in the earlier cART era; they were also less likely to be in an advanced stage of HIV and more likely to be treated by a psychiatrist at enrollment (Table 1).

### 3.2 | Trends in suicide rates in people living with HIV and the general population

Overall, 204 people with HIV died by suicide over 184,402 person-years, for a rate of 110.6 per 100,000 person-years (95% CI 96.4-126.9). Figure 1 shows trends in rates of suicide in comparison to the general Swiss population. In men living with HIV, crude suicide rates decreased from 446.1 per 100,000 person-years (95% CI 358.8-554.7) in the pre-cART era, to 99.1 (95% CI 51.6-190.5) in the two years following the introduction of cART, then to 72.4 (95% CI 55.3-96.4) in the later cART era. In women, the corresponding decline was from 148.9 (95% CI 82.5-268.9), to 74.9 (95% CI 24.2-232.3), then to 34.0 (95% CI 17.0-68.1). Crude rates also declined in the general Swiss population from the pre-cART era to the later cART era: from 32.6 (95% CI 32.1-33.2) to 19.5 (95% CI 19.0-20.1) in men, and from 12.9 (95% CI 12.6-13.2) to 6.8 (95% CI 6.5-7.1) in women. The SMRs comparing men living with HIV with men from the general population decreased from 12.9 (95% CI 10.4-16.0) in the pre-cART era, to 2.4 (95% CI 1.2-5.1) after the introduction of cART, after which it increased slightly to 3.1 (95% CI 2.3-4.3) in the later cART era. In women, the corresponding ratios declined from 14.2 (95% CI 7.9-25.7) to 10.2 (3.8-27.1), and to 3.3 (95% CI 1.5-7.4).

The biggest drop in rates was thus observed after cART was introduced in 1996. Since then no important decline in

**Table 1. Characteristics of participants in the Swiss HIV Cohort during the pre-cART (1988-1995), earlier cART (1996-2008), and later cART (2009-2017) eras, by whether or not they died by suicide**

Variable	Pre-cART era		Earlier cART era		Later cART era	
	Died by suicide		Died by suicide		Died by suicide	
	Yes (N = 92)	No (N = 7641)	Yes (N = 63)	No (N = 7793)	Yes (N = 49)	No (N = 4498)
Female	11 (12.0)	2040 (26.7)	14 (22.2)	2427 (31.1)	8 (16.3)	1052 (23.4)
Median age at enrollment (years)	31 (27-39)	31 (27-37)	34 (29-44)	36 (30-43)	36 (30-43)	39 (31-47)
Mode of transmission						
Intravenous drug use	42 (45.7)	3159 (41.3)	24 (38.1)	1357 (17.4)	14 (28.6)	228 (5.1)
Sex between men	41 (44.6)	2536 (33.2)	26 (41.3)	2806 (36.0)	25 (51.0)	2355 (52.4)
Heterosexual contact	9 (9.8)	1714 (22.4)	10 (15.9)	3282 (42.1)	9 (18.4)	1620 (36.0)
Other	0 (0.0)	232 (3.0)	3 (4.8)	348 (4.5)	1 (2.0)	641 (6.5)
CDC clinical stage						
At enrollment						
A	50 (54.3)	4421 (57.9)	40 (63.5)	5258 (67.5)	33 (67.4)	3433 (76.3)
B	24 (26.1)	1633 (21.4)	11 (17.5)	1258 (16.1)	6 (12.2)	448 (10.0)
C	18 (19.6)	1587 (20.8)	12 (19.1)	1277 (16.4)	10 (20.4)	617 (13.7)
At last visit						
A	25 (27.2)	1563 (20.5)	23 (36.5)	4123 (52.9)	21 (42.9)	3292 (73.2)
B	27 (29.3)	1843 (24.1)	18 (28.6)	1735 (22.3)	8 (16.3)	520 (11.6)
C	40 (43.5)	4235 (55.4)	22 (34.9)	1935 (24.8)	20 (40.8)	686 (15.2)
Psychiatric treatment						
At enrollment	10 (10.9)	400 (5.2)	12 (19.1)	599 (7.7)	4 (8.2)	457 (10.2)
Ever	19 (20.7)	2109 (27.6)	33 (52.4)	2819 (36.2)	28 (57.1)	1148 (25.5)
CD4 cell count (cells/ $\mu$ L)						
At enrollment						
Count available	80 (87.0)	6660 (87.2)	61 (96.8)	7780 (99.8)	48 (98.0)	4483 (99.7)
Median count	307 (125-560)	306 (120-540)	370 (195-562)	339 (185-526)	418 (194-635)	420 (257-608)
At last visit						
Count available	81 (88.0)	7154 (93.6)	62 (98.4)	7736 (99.3)	48 (98.0)	4448 (98.9)
Median count	180 (40-440)	204 (30-504)	286 (152-532)	580 (382-799)	477 (284-712)	635 (461-852)

Numbers (%) or medians (IQR) are shown.

cART, combination antiretroviral therapy; CDC, Centers for Disease Control and Prevention; IQR, interquartile range.

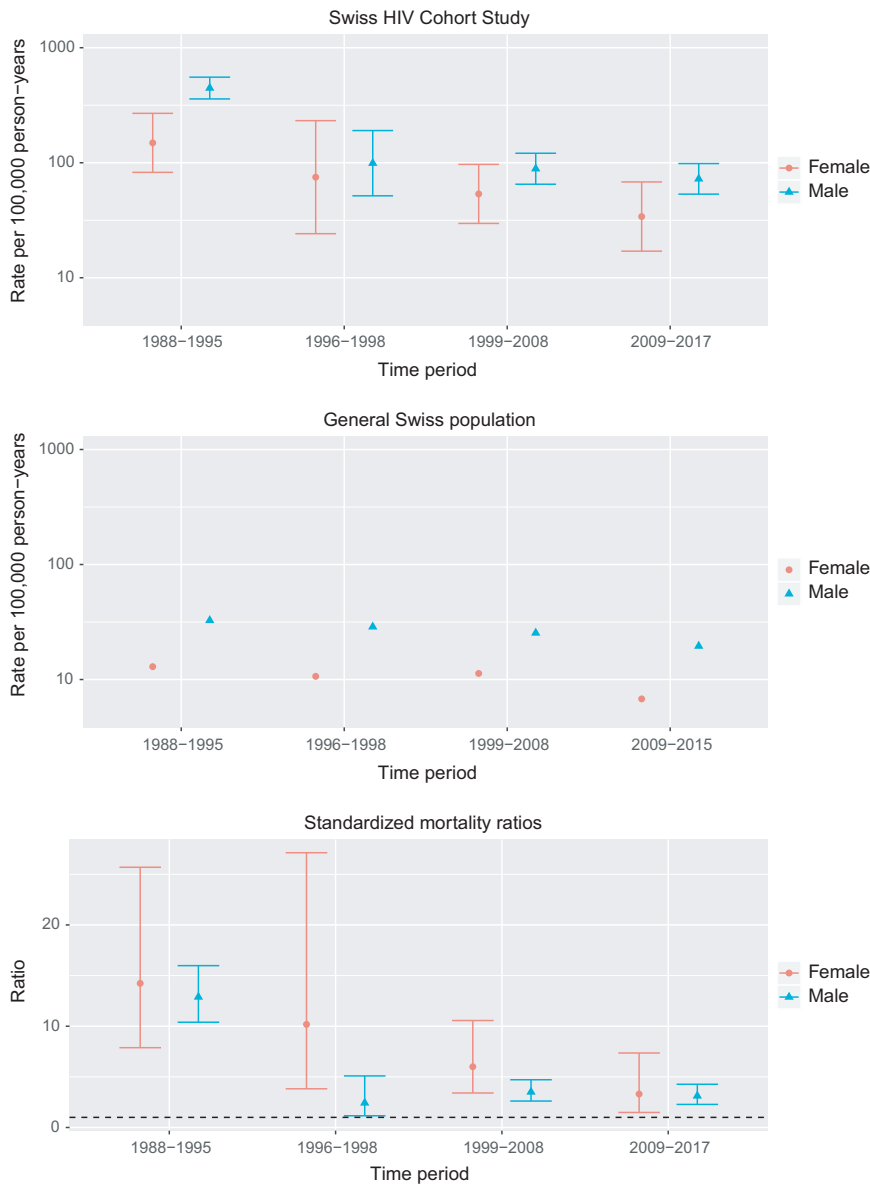
rates was observed in men, despite the more tolerable, efficacious and simpler antiretroviral drug regimens that became available in the later cART period [17]. In contrast, rates continued to decline in women. Rates also decreased in the general population, and the suicide rates among people living with HIV continued to be over three times higher compared to the general Swiss population, both in women and men.

Results were similar after excluding men who have sex with men (MSM) or patients being treated by a psychiatrist at enrollment (Figure 2). When excluding individuals who contracted HIV through IDU, results were similar in men, whereas in women the SMR was close to 1 in the later cART period, with wide confidence intervals.

### 3.3 | Risk factors for suicide in people living with HIV

Participants of the SHCS who died by suicide were more likely to be male, of Swiss origin, have a history of IDU and have a lower CD4 cell count at the last visit than patients

who did not die by suicide. In the two cART eras, but not in the pre-cART era, those who died by suicide were also more likely to be in a more advanced clinical stage, and more likely to have been in psychiatric treatment (Table 1). Table 2 summarizes risk factors for suicide. All variables except age were important predictors of suicide over the entire study period. When analysed by period, psychiatric treatment was a strong predictor for suicide in all three eras, with HRs ranging from 2.41 to 3.67. Men and Swiss nationals had higher rates of suicide than women and other nationals, and patients with less advanced disease (stage A) had lower rates than those with more advanced disease, but these associations did not reach conventional levels of statistical significance for each ART era. When formally assessing trends across periods using interaction tests, there was little evidence that associations with risk factors changed ( $p$  values from interaction tests all  $> 0.1$ ), in contrast to the previous analysis of the SHCS data up to the year 2008 [10].



**Figure 1. Suicide in the Swiss HIV Cohort Study and the general population, 1988-2017, by gender.**

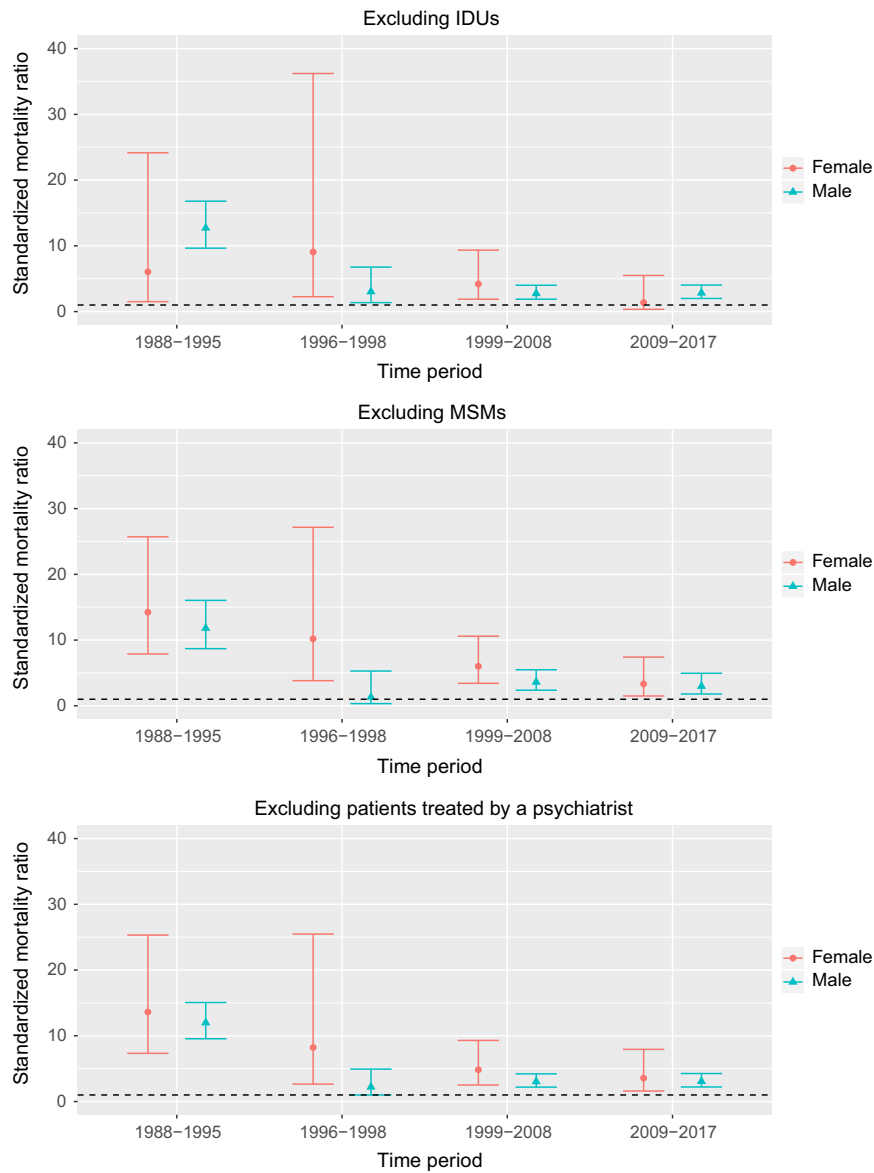
Rates in the cohort (upper panel), the general population (middle panel) and standardized mortality ratios (SMRs; bottom panel). Rates and SMRs with 95% confidence intervals are shown.

We found that living alone was associated with higher suicide rates (aHR 1.83, 95% CI 1.17-2.87) during 2002-2017, independently of the other factors. We found no such association with education and unemployment. Furthermore, adjusting for these socio-economic factors did not noticeably alter the estimated effect of the other variables on suicide rates.

Among individuals on cART, those with a history of psychiatric treatment at enrollment were less likely to be prescribed efavirenz compared to those without (aOR 0.70; 95% CI 0.60-0.81). Similarly, participants with a history of IDUs were less likely to be prescribed efavirenz than patients in the other transmission groups (aOR 0.58; 95% CI 0.51-0.65). Women were less likely to receive efavirenz than men (aOR 0.87; 95% CI 0.79-0.95, comparing women to men). Dolutegravir was more likely to be prescribed to Swiss nationals than to non-

Swiss (aOR 1.28; 95% CI 1.10-1.49), and to patients with advanced CDC clinical stage. We found no evidence that efavirenz-based therapy was associated with suicide in HIV-positive people on cART (aHR 1.00, 95% CI 0.66-1.52). The analysis for dolutegravir-based cART was similarly inconclusive (aHR 0.38, 95% CI 0.09-1.57).

Male gender, Swiss nationality, a history of injection drug use, sexual contact between men, or of treatment by a psychiatrist and being at a more advanced clinical stage were thus risk factors for suicide among HIV-positive people living in Switzerland, confirming risk factors found in earlier studies from France and Denmark [9,18]. Of note, there was little evidence that the strength of the associations with these risk factors changed over the study period, in contrast to a previous analysis of the SHCS including data up to the year 2008



**Figure 2.** Standardized mortality ratios (SMRs) comparing suicide rates in the Swiss HIV Cohort Study and the general population, after excluding individuals who had contracted HIV through intravenous drug use (upper panel), or men who had contracted HIV through sex with other men (middle panel), or patients undergoing psychiatric treatment at enrollment (bottom panel). SMRs with 95% confidence intervals are shown. IDU, intravenous drug use; MSM, men who have sex with men.

[10]. The lack of an association with efavirenz supports the notion that in clinical practice, efavirenz may be less frequently used in patients with underlying psychiatric conditions [19].

### 3.4 | Strengths and limitations

Strengths of this study include the large number of patients followed up during almost 30 years. The SHCS enrolled about 45% of all patients with HIV and about 70% of patients with AIDS in the country [15], and results are likely to be applicable to Switzerland and similar countries. Another strength was the inclusion of data from the SNC [16], which allowed us to compare time trends in suicide

rates and risk factors between HIV-infected patients and the general population.

Our study has several limitations. We standardized the SMRs with respect to age, calendar year, and gender, but not with respect to sexual orientation, IDU, or other lifestyle factors that could affect suicide rates. Another limitation of our study is the possible misclassification of suicide and death by accidental overdose in participants with a history of IDU. Suicide attempts were not collected. Furthermore, we could not distinguish between suicide and assisted suicide. The latter is legal in Switzerland under certain conditions [20], but is not specifically reported in the SHCS. Assisted suicide rates have increased in Switzerland over the past decade, but this increase mainly concerned the elderly [21,22].

**Table 2. Risk factors for suicide in the Swiss HIV Cohort Study during the pre-cART (1988-1995), earlier cART (1996-2008) and later cART (2009-2017) eras**

Variable	Pre-cART era aHR (95% CI)	Earlier cART era aHR (95% CI)	Later cART era aHR (95% CI)	All eras	
				aHR (95% CI)	p
Age (per 10-year increase)	1.06 (0.81-1.38)	1.29 (0.99-1.70)	1.17 (0.85-1.60)	0.98 (0.84-1.15)	0.79
Sex					0.009
Male	1	1	1	1	
Female	0.46 (0.23-0.89)	0.84 (0.43-1.64)	0.62 (0.26-1.48)	0.58 (0.38-0.87)	
Origin					0.001
Other	1	1	1	1	
Swiss	1.33 (0.75-2.36)	2.68 (1.21-5.94)	1.23 (0.63-2.38)	1.95 (1.34-2.83)	
Risk group					<0.001
Other	1	1	1	1	
Men having sex with men	2.23 (1.05-4.74)	1.72 (0.82-3.61)	1.82 (0.80-4.16)	2.10 (1.36-3.24)	
Injection drug use	2.02 (0.97-4.23)	1.85 (0.88-3.86)	2.65 (1.09-6.42)	2.64 (1.71-4.09)	
CDC clinical stage					<0.001
C	1	1	1	1	
B	0.63 (0.38-1.03)	0.63 (0.34-1.18)	0.35 (0.16-0.81)	0.55 (0.39-0.78)	
A	0.28 (0.17-0.47)	0.57 (0.31-1.05)	0.55 (0.28-1.06)	0.33 (0.24-0.46)	
Psychiatric treatment					<0.001
No	1	1	1	1	
Yes	2.45 (1.45-4.14)	3.63 (2.14-6.16)	2.42 (1.32-4.43)	2.32 (1.71-3.14)	

aHR, adjusted hazard ratio; cART, combination antiretroviral therapy; CDC, Centers for Disease Control and Prevention.

### 3.5 | Interpretation and context

Sexual orientation, substance use and other mental health problems may be distal common causes of HIV infection and suicide, with HIV-related stigma, addiction, and depression on the proximal causal pathway to suicide [23]. These variables were not available for the general population in this study, precluding, for example, comparisons of suicide rates in MSM with heterosexual men. Meta-analysis of cross-sectional studies of lifetime suicide attempts showed that the risk was higher in lesbian, gay and bisexual people than heterosexual people, and particularly high in gay and bisexual men [24]. A Danish study [25], but not a study from the United States of America [26], showed that mortality from suicide was higher in MSM than in heterosexual men. Our sensitivity analyses excluding people who acquired HIV through IDU or through MSM are compatible with the hypothesis that the increased risk of suicide in HIV-positive women may mainly be driven by IDU, whereas in men it may be related to both to IDU and the higher incidence in MSM, mediated by stigma, isolation and discrimination. In a French survey, poor socio-economic status was shown to be associated with an increased risk of suicide attempts in women with HIV [27], while loneliness and discrimination were also associated with a higher risk of suicide, independently of sex and sexual orientation [28].

How do suicide rates in people with HIV compare with those suffering from other conditions? Suicide rates have been shown to be higher in people with conditions associated with chronic pain or poor prognosis [29], including patients with

cancer [30], neurological diseases such as amyotrophic lateral sclerosis [31] or progressive multiple sclerosis [32]. An analysis of the Surveillance, Epidemiology and End Results database 1973 to 2013 in the United States of America showed that SMRs for suicide ranged from 1.18 for prostate cancer to 4.17 for lung cancer [33]. SMRs decreased over time for all cancers, but particularly for lung cancer. An increased risk of suicide has also been shown for several neurological disorders, including multiple sclerosis, stroke, Huntington disease and epilepsy, whereas Parkinson's disease may be associated with a reduced risk of suicide [34]. Of note, in a nationwide sample of people with HIV on cART in the Netherlands, poor mental health was more common in people living with HIV compared to people living with diabetes or rheumatoid arthritis [35].

## 4 | CONCLUSIONS

Since the introduction of cART in 1996, mortality rates due to suicide have significantly decreased in men and women living with HIV in Switzerland, but no important improvements in SMRs were observed in men in more recent years, despite the advent of more tolerable, more efficacious and less complex antiretroviral drug regimens in the later cART period [17]. Furthermore, it is noteworthy that the SMRs were larger than those reported in the literature for conditions with worse prognosis. In Switzerland and elsewhere, there is a continued need to monitor depression, suicidality in HIV-positive people, and to develop tailored suicide prevention programs aimed at reducing suicide risk in people living with HIV.



## AUTHORS' AFFILIATIONS

<sup>1</sup>Institute of Social and Preventive Medicine (ISPM), University of Bern, Bern, Switzerland; <sup>2</sup>Department of Drug and Infectious Diseases Epidemiology, National Institute for Health Development, Tallinn, Estonia; <sup>3</sup>Institute of Family Medicine and Public Health, University of Tartu, Tartu, Estonia; <sup>4</sup>Division of Infectious Diseases, Bern University Hospital, University of Bern, Bern, Switzerland; <sup>5</sup>Division of Infectious Diseases, University Hospital Geneva, University of Geneva, Geneva, Switzerland; <sup>6</sup>Division of Infectious Diseases, University Hospital Lausanne, University of Lausanne, Lausanne, Switzerland; <sup>7</sup>Department of Infectious Diseases and Hospital Hygiene, Kantonsspital Aarau, Aarau, Switzerland; <sup>8</sup>Division of Infectious Diseases and Hospital Epidemiology, University Hospital Zurich, Zurich, Switzerland; <sup>9</sup>Institute of Medical Virology, University of Zurich, Zurich, Switzerland; <sup>10</sup>Division of Infectious Diseases and Hospital Epidemiology, Departments of Medicine and Clinical Research, University Hospital Basel, Basel, Switzerland; <sup>11</sup>University of Basel, Basel, Switzerland; <sup>12</sup>Department of Infectious Diseases and Hospital Epidemiology, Cantonal Hospital St Gallen, St Gallen, Switzerland; <sup>13</sup>Institute of Global Health, University of Geneva, Geneva, Switzerland; <sup>14</sup>Centre of Infectious Disease Epidemiology and Research (CIDER), University of Cape Town, Cape Town, South Africa

## COMPETING INTERESTS

The authors declare no conflict of interest. HFG has received unrestricted research grants from Gilead Sciences and Roche; fees for data and safety monitoring board membership from Merck; consulting/advisory board membership fees from Gilead Sciences, Sandoz and Mepha.

## AUTHORS' CONTRIBUTIONS

ME, LL and OK wrote the study protocol. YR performed the statistical analyses and wrote the first draft of the paper, which was revised by ME, LL and OK. All authors contributed to collecting data, commented on the manuscript and approved the final version.

## ACKNOWLEDGEMENTS

We are grateful to Manuel Battegay, Enos Bernasconi Angela Ciuffi, David Haerry and Begoña Martínez de Tejada for helpful comments on an earlier draft of this paper. We thank the patients who participated in the SHCS; the physicians and study nurses, for excellent patient care; Susanne Wild, Anna Traytel from the SHCS data center for data management, Danièle Perraudin and Mirjam Minichiello for administrative support.

## FUNDING

This study was funded within the framework of the SHCS, supported by the Swiss National Science Foundation (grant #177499). The data are gathered by the Five Swiss University Hospitals, two Cantonal Hospitals, 15 affiliated hospitals and 36 private physicians (see <http://www.shcs.ch/180-health-care-providers>). ME was supported by special project funding (Grant No. 174281) from the Swiss National Science Foundation (grant #163878).

## REFERENCES

1. Lampe F, Miners A, Kreif N, Miltz A, Phillips A, Sewell J, et al. Comparison of depression and anxiety between HIV-positive and HIV-negative people. In: 22nd International AIDS conference. Amsterdam; 2018. p. Abstract 9417.
2. Anagnostopoulos A, Ledergerber B, Jaccard R, Shaw SA, Stoeckle M, Bernasconi E, et al. Frequency of and risk factors for depression among participants in the Swiss HIV Cohort Study (SHCS). *PLoS ONE*. 2015;10(10):1–17.
3. Lampe F. Mental health and HIV: what we all need to know. *J Int AIDS Soc*. 2018;8 Suppl 8:Meeting abstract O23.
4. Feuillet P, Lert F, Tron L, Aubriere C, Spire B, Dray-Spira R, et al. Prevalence of and factors associated with depression among people living with HIV in France. *HIV Med*. 2017;18(6):383–94.
5. Alfonso CA, Ann Adler Cohen M, Aladiem AD, Morrison F, Powell DR, Winters RA, et al. HIV seropositivity as a major risk factor for suicide in the general hospital. *Psychosomatics*. 1994;35(4):368–73.
6. Pugh K, Catalan J, O'Donnell I. Suicide and HIV disease. *AIDS Care*. 1993;5(4):391–400.
7. Weber R, Ruppik M, Rickenbach M, Spoerri A, Furrer H, Battegay M, et al. Decreasing mortality and changing patterns of causes of death in the Swiss HIV Cohort Study. *HIV Med*. 2013;14(4):195–207.

8. Croxford S, Kitching A, Desai S, Kall M, Edelstein M, Skingsley A, et al. Mortality and causes of death in people diagnosed with HIV in the era of highly active antiretroviral therapy compared with the general population: an analysis of a national observational cohort. *Lancet Public Health*. 2017;2(1):e35–46.
9. Hentzien M, Cabie A, Pugliese P, Billaud É, Poizot-Martin I, Duvivier C, et al. Factors associated with deaths from suicide in a French nationwide HIV-infected cohort. *HIV Med*. 2018;1–8.
10. Keiser O, Spoerri A, Brinkhof MWG, Hasse B, Gayet-Ageron A, Tissot F, et al. Suicide in HIV-infected individuals and the general population in Switzerland, 1988–2008. *Am J Psychiatry*. 2010;167(2):143–50.
11. Abers MS, Shandera WX, Kass JS. Neurological and psychiatric adverse effects of antiretroviral drugs. *CNS Drugs*. 2014;28(2):131–45.
12. Mollan KR, Smurzynski M, Eron JJ, Daar ES, Campbell TB, Sax PE, et al. Association between efavirenz as initial therapy for HIV-1 infection and increased risk for suicidal ideation or attempted or completed suicide. *Ann Intern Med* [Internet]. 2014;161(1):1–10.
13. Hill AM, Mitchell N, Hughes S, Pozniak AL. Risks of cardiovascular or central nervous system adverse events and immune reconstitution inflammatory syndrome, for dolutegravir versus other antiretrovirals: meta-analysis of randomized trials. *Curr Opin HIV AIDS*. 2018;13(2):102–11.
14. World Health Organization. Consolidated guidelines on the use of antiretroviral drugs for treating and preventing HIV infection. recommendations for a public health approach. 2nd ed. Geneva: World Health Organization; 2016.
15. Schoeni-Affolter F, Ledergerber B, Rickenbach M, Rudin C, Günthard HF, Telenti A, et al. Cohort profile: the Swiss HIV cohort study. *Int J Epidemiol*. 2010;39(5):1179–89.
16. Bopp M, Spoerri A, Zwahlen M, Gutzwiller F, Paccaud F, Braun-Fahrlander C, et al. Cohort profile: the Swiss National Cohort – a longitudinal study of 6.8 million people. *Int J Epidemiol*. 2009;38(2):379–84.
17. Sheth AN, Ofotokun I, Buchacz K, Armon C, Chmiel JS, Hart RLD, et al. Antiretroviral regimen durability and success in treatment-naïve and treatment-experienced patients by year of treatment initiation, United States, 1996–2011. *J Acquir Immune Defic Syndr*. 2016;71(1):47–56.
18. Jia CX, Mehlum L, Qin P. AIDS/HIV infection, comorbid psychiatric illness, and risk for subsequent suicide: a nationwide register linkage study. *J Clin Psychiatry*. 2012;73(10):1315–21.
19. Smith C, Ryom L, Monforte AD, Reiss P, Mocroft A, El-Sadr W, et al. Lack of association between use of efavirenz and death from suicide: evidence from the D:A:D study. *J Int AIDS Soc*. 2014;3:17–8.
20. Hurst SA, Mauron A. Assisted suicide in Switzerland: clarifying liberties and claims. *Bioethics*. 2017;31(3):199–208.
21. Steck N, Zwahlen M, Egger M. Time-trends in assisted and unassisted suicides completed with different methods: Swiss National Cohort. *Swiss Med Wkly*. 2015;145:w14153.
22. Steck N, Junker C, Zwahlen M. Increase in assisted suicide in Switzerland: did the socioeconomic predictors change? Results from the Swiss National Cohort. *BMJ Open*. 2018;8(4):e020992.
23. Dannenberg AL, McNeil JG, Brundage JF, Brookmeyer R. Suicide and HIV infection: mortality follow-up of 4147 HIV-seropositive military service applicants. *JAMA J Am Med Assoc*. 1996;276(21):1743–6.
24. King M, Semlyen J, Tai SS, Killaspy H, Osborn D, Popelyuk D, et al. A systematic review of mental disorder, suicide, and deliberate self harm in lesbian, gay and bisexual people. *BMC Psychiatry*. 2008;8:1–17.
25. Mathy RM, Cochran SD, Olsen J, Mays VM. The association between relationship markers of sexual orientation and suicide: Denmark, 1990–2001. *Soc Psychiatry Psychiatr Epidemiol*. 2011;46(2):111–7.
26. Cochran SD, Mays VM. Sexual orientation and mortality among US men aged 17 to 59 years: results from the National Health and Nutrition Examination Survey III. *Am J Public Health*. 2011;101(6):1133–8.
27. Préau M, Isabelle AB, Brunet-François C, Lemoing V. La santé mentale des femmes séropositives en France à l'ère des thérapies antirétrovirales: quelles différences avec les hommes ? Quels enjeux ? *Med Sci*. 2008;24:151–60.
28. Carrieri MP, Marcellin F, Fressard L, Pre M, Mora M, Sagaon-teyssier L, et al. Suicide risk in a representative sample of people receiving HIV care: time to target most-at-risk populations (ANRS VESPA2 French national survey). *PLoS ONE*. 2017;12(2):e0171645.
29. Hooley JM, Franklin JC, Nock MK. Chronic pain and suicide: understanding the association. *Curr Pain Headache Rep*. 2014;18(8):435.
30. Robson A, Scrutton F, Wilkinson L, MacLeod F. The risk of suicide in cancer patients: a review of the literature. *Psychooncology*. 2010;19(12):1250–8.
31. Fang F, Valdimarsdóttir U, Fürst CJ, Hultman C, Fall K, Sparén P, et al. Suicide among patients with amyotrophic lateral sclerosis. *Brain*. 2008;131(10):2729–33.
32. Pompili M, Forte A, Palermo M, Stefani H, Lamis DA, Serafini G, et al. Suicide risk in multiple sclerosis: a systematic review of current literature. *J Psychosom Res*. 2012;73(6):411–7.

33. Rahouma M, Kamel M, Abouarab A, Eldessouki I, Nasar A, Harrison S, et al. Lung cancer patients have the highest malignancy-associated suicide rate in USA: a population-based analysis. *Ecancermedicalscience*. 2018;12:1–11.
34. Faber RA. Suicide in neurological disorders. *Neuroepidemiology*. 2003;22(2):103–5.
35. Engelhard EAN, Smit C, Van Dijk PR, Kuijper TM, Wermeling PR, Weel AE, et al. Health-related quality of life of people with HIV: an assessment of patient related factors and comparison with other chronic diseases. *Aids*. 2018;32(1):103–12.

## APPENDIX

The members of the Swiss HIV Cohort Study (SHCS) are Anagnostopoulos A, Battegay M, Bernasconi E, Böni J, Braun DL,

Bucher HC, Calmy A, Cavassini M, Ciuffi A, Dollenmaier G, Egger M, Elzi L, Fehr J, Fellay J, Furrer H, Fux CA, Günthard HF (President of the SHCS), Haerry D (deputy of 'Positive Council'), Hasse B, Hirsch HH, Hoffmann M, Hösli I, Huber M, Kahlert CR (Chairman of the Mother & Child Substudy), Kaiser L, Keiser O, Klimkait T, Kouyos RD, Kovari H, Ledergerber B, Martinetti G, Martinez de Tejada B, Marzolini C, Metzner KJ, Müller N, Nicca D, Paioni P, Pantaleo G, Perreau M, Rauch A (Chairman of the Scientific Board), Rudin C, Scherrer AU (Head of Data Centre), Schmid P, Speck R, Stöckle M (Chairman of the Clinical and Laboratory Committee), Tarr P, Trkola A, Vernazza P, Wandeler G, Weber R, Yerly S TBD.