

# The evaluation of academic website using eye tracker and UEQ: a case study in a website of xyz

**A H Kusumo and M Hartono**

Department of Industrial Engineering, University of Surabaya, Raya Kalirungkut, Surabaya, 60293, Indonesia

E-mail: [argohadi@staff.ubaya.ac.id](mailto:argohadi@staff.ubaya.ac.id)

**Abstract.** The current study evaluated the academic website using eye tracking and User Experience Questionnaire (UEQ). A total of 46 participants had been recruited for this study but then the data were reduced to 33 participants due to random response errors of an item in UEQ followed by reducing in eye tracker's data. Eye tracker had a gaze plot (scan path) data and task completion time as time to first view area of interest (AOI) where these data were used to evaluate important gaze plot and whether the provision of information in website had been clearly done. The gaze plot gave insight where important link, information and picture should be put in the website. Furthermore, Kruskal Wallis and Mann Whitney U test were also applied to see the difference between each task which were used to improve sub menu's name. At the same time, UEQ data showed that only novelty should be improved to be more creative, inventive, leading edge and innovative. Thus, this recommendation provides more input in designing website for academic use.

## 1. Introduction

Web is playing a significant role in diverse application domains such as business, education, industry and entertainment. As a result, there are increasing concerns about the ways in which websites are developed and the quality of information delivered [1]. The growth of the web is profoundly changing the way people interact with information and with people. This has led to an expansion of opportunities for the web on different vectors, including the massive production of contents [2]. This must be taking into account in the new website development of academic website. As a case study, a website of XYZ has been evaluated. This evaluation involved the students of IE who used the website and access the important information such as lecturer data (email and area of interest), learning outcomes, downloaded forms, requirement for final project etc. Therefore, user experience measurement was required.

The first requirement for an exemplary user experience is to meet the exact needs of the customer, without fuss or bother. Next comes simplicity and elegance that produce products that are a joy to own, a joy to use [3]. Without the user experience aspect of the user, the user will leave the website that is actually important [4]. User experience measurement can be done by eye tracker data which have been collected that demonstrate that eye movements are intimately related to the moment-to-moment cognitive processing activities of readers [5]. When users reach a Web page, they can scan the page and obtain a comprehension of it in a few seconds. Cognition refers to the ability of the human mind to acquire and manage information [6] and comprises different mental processes such as attention, memory, perception, problem solving and learning [7]. By understanding sighted users' visual understanding of Web page complexity in relation with the time of task completion, important



information should reveal with reference to the cognitive effort required for interaction with that page. To use eye tracking, participants' visual attention was measured and analyzed based on the gaze plot (scan path) and heat maps eye gaze analysis [8]. Other than using UEQ, user experience can be measured using user experience questionnaire (UEQ). UEQ has 6 scales, consisting of Attractiveness, Perspicuity, Efficiency, Dependability, Stimulation, Novelty [9]. Eye tracking's method is called objective measurement, while UEQ is referred to as subjective measurement [10]

The current study focused on evaluating XYZ new website as an example of academic website by analyzing eye tracking and UEQ. Gaze plot (scan path) of eye tracker's data will be used to analyze navigational behavior and mean difference in time to completion task as time to first view can be utilized to develop sub menu's name. At the same time, mean value of each scale in UEQ will be used to develop interface of the website. In this study, conformity of cognitive aspect between eye tracking and UEQ was also analyzed.

## 2. Materials and methods

This research used two methods, that is, eye tracking as an objective measurement and user experience questionnaire as a subjective measurement. Experimental procedure for eye tracker is explained below:

Eye movements were recorded by using Gaze point eye tracker. This eye tracker generates raw gaze-point location data at the camera field rate of 60 Hz. The position of GP3 was below the screen, centered and as close to the bottom edge of the screen as possible. This was approximately arm's length (65 cm) from the user. The device was approximately 40 cm below eye level and pointing a tan upwards angle towards the eyes [11]. Obtained data were analyzed using the Gaze point Analysis system. It provided powerful method for collecting and analyzing eye-gaze data. Visualization could be performed through gaze replay, gaze plots, heat maps, and area of interest (AOI). Gaze replays enabled to watch the test session video again with the user's eye motion overlaid over a recording of the changing computer screen image. In these, a blue dot could be seen or user's eye, moving around a page. Gaze plots are another very valuable analysis tool in eye tracking technology. These compile the eye gaze of one user on one page. These do not combine more than one page or user in the representation. Light blue dots on the page show a number of important data items, including: 1) where the user's fixations were, 2) numbers in the dots depicting the order in which the user looked at the items, and 3) the size of the dot denoting how long the user looked at the item. Larger dots mean longer looks. There is another analysis tool in eye tracking technology that deserves a mention here, called Areas of Interest, AOIs, or Look Zones. This feature is meant to help with doing quantitative analysis [12].

This study recruited 46 participants based on Nielsen theory which stated that the minimum participant of eye tracking usability study is 6 Qualitative eye tracking (watching gaze replays) and 20 for Quantitative user testing [12].

This study used XYZ website as a research object. Participants were asked to fulfill 5 tasks. Task 1: participants were asked to explore the website for 30 seconds. This task aimed to enable participants to assess the appearance of the website and to find out the elements on the website that attract the attention of participants through gaze plot (scan path). Task 2 was to find lecturer data, task 3 to find learning outcome, task 4 to find courses assignment's form, and task 5 to find Final Project requirement. Another 4 tasks will give a prior knowledge which area can be found faster. The matrix used was time to first view or fixation which measured the length of time taking for the respondent to reach AOI for the first time. Hence, we can evaluate whether the important information can be seen faster. Vertegaal explained [13], fixation information can be used to measure the attention that individuals have paid to stimuli.

The UEQ contains 6 scales with 26 items [9] as explained below. The questionnaire and the analysis can be downloaded online [14]. Attractiveness means overall impression of the product, perspicuity means how easy to get familiar or learn the product. Efficiency means solving the tasks without unnecessary effort, while dependability means feeling in control of the interaction. Stimulation means how exciting and motivating it is to use the product, while novelty means how innovative and creative the product is.

Mean values between -0,8 and 0,8 represent a more or less neutral evaluation of the corresponding scale. Values  $> 0,8$  represent a positive evaluation and values  $< -0,8$  represent a negative evaluation. The range of the scales is between -3 (horribly bad) and +3 (extremely good) [9].

To detect such more or less random or not serious answers, a simple heuristic was used. The idea to detect random or not serious answers is to check how much the best and worst evaluation of an item in a scale differs. If there is a big difference ( $>3$ ), this is seen as an indicator for a problematic data pattern. Such situations can also result from random response errors or a misunderstanding of an item. Thus, it makes no sense to consider a response as problematic if this occurs just for a single scale. Answers will be removed from the data set that shows a value of 3 or higher in the Critical [9] which is then followed by eliminating the data from eye tracker.

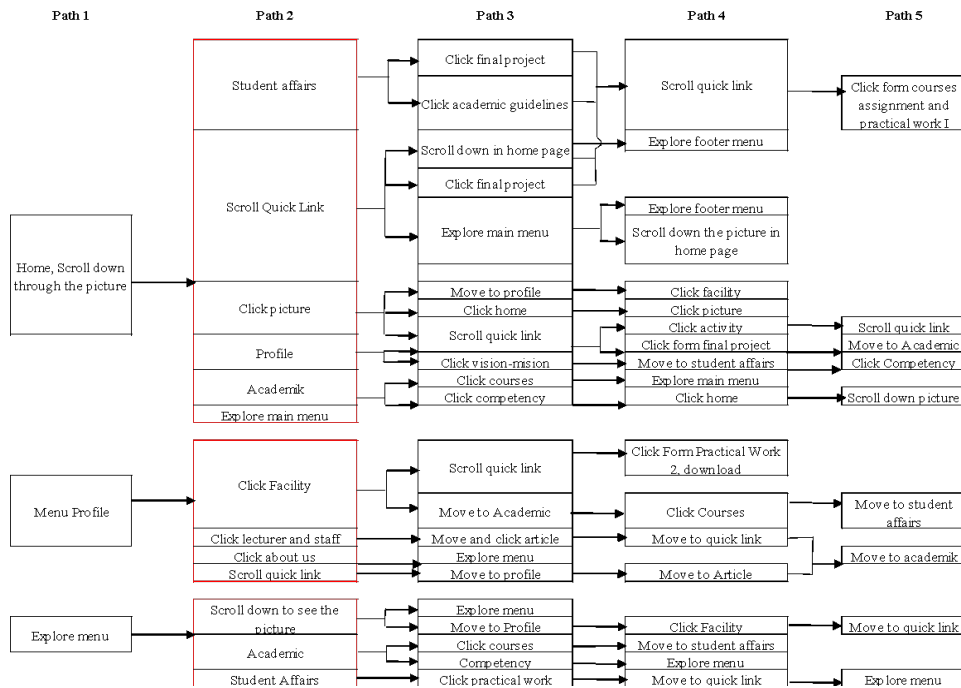
To compare cognitive aspects between eye tracker and UEQ, the average first time to view of 4 tasks was analyzed, then it was compared with mean value of each cognitive scale in UEQ (we suggested perspicuity, efficiency, dependability as a cognitive scale). Nielsen [15] explained, If the web page survives 10 second judgment, users will look around a bit. However, they are still highly likely to leave during the subsequent 20 seconds of their visit. Only after people have stayed on a page for about 30 seconds does the curve become relatively flat. People continue to leave every second, but at a much slower rate than during the first 30 seconds. Therefore, we used 30 second as a standard time. When average time to first view was more than 30 seconds, but the UEQ result had high mean value, we called it discrepancy for cognitive aspect.

The differences in the completion time for tasks 2,3,4,5 (H1) were also analyzed. Since data were not normally distributed, we used Kruskal Wallis test which is a nonparametric alternative to a one-way ANOVA [16]. Further analysis using Mann Whitney U Test was used to see the difference between each task [17]. Statistical significance was analyzed through the use of SPSS 18.

### 3. Results

As was stated in the methods, a total of 46 participants were recruited for this study but the data were reduced to 33 participants due to random response errors or a misunderstanding of an item in UEQ [9] which then followed by eliminating the data from eye tracker.

The first set of analyses examined the gaze plot from eye tracker's gaze replay in response to task 1. We presented gaze plot as a navigational behavior started from path 1 as the most first viewed area in website, then continued to path 2, path 3, path 4, and path 5, respectively. As shown in Fig. 1, The most first viewed area in website sequentially were 1) home page which then the participants scrolled down through the picture which containing the news link, 2) profile as main menu, 3) each of main menu which was explored by participants.



**Figure 1.** Gaze plot analysis of eye tracker (navigational behavior)

While scrolling on the homepage, the gaze moved to the quick link. This was mostly done not only on path 2 but also on the next path (3,4, and 5) since this quick link is located on all pages. While participants explored the quick link, they would click on the assignment and practical courses I form, the final project form, and practical work 2 from. It can be seen that quick links have an important role here. Gaze plot to profile menu could be seen in path 1, 2 and 3. In this menu, sub menu facility and lecture and staff were the most clicked and viewed. The Academic and Student Affairs were the next main menu frequently seen. After looking at the academic main menu, participants would click sub main menu, that is, courses and competency, whilst in student affairs main menu, participants clicked final project, guidelines practical work, practical work I. They also explored the menu one by one in the first path. The picture containing the news link in the home page was also clicked by some participants.

In response to UEQ as shown in table 1, perspicuity, efficiency dependability got high mean value since it was above the neutral value 0,8. At the same time, stimulation had a high value while novelty had a value that was close to a neutral value where improvement will be needed.

**Table 1.** UEQ result

UEQ Scales	Mean	Variance	UEQ Scales	Mean	Variance
Attractiveness	1,737	0,34	Dependability	1,833	0,35
Perspicuity	1,432	0,87	Stimulation	1,742	0,30
Efficiency	1,833	0,32	Novelty	0,811	0,67

The obtained completion time of 4 tasks from 33 participants can be seen in table 2. Completion time was obtained by putting area of interest (AOI) in the destination website page for every task that called time to first view. It can be seen that tasks 2 and 5 consumed less time than tasks 3 and 4 since task 2 and 5 have familiar sub menu's name according to participants. Sub menu for task 3 was considered unfamiliar since participants were unaware that learning outcome was a part of the competency as well as practical work 1 form was also part of the document.

**Table 2.** Eye tracker result in response to task 2 to 4

Task	Time to 1st View (s)	Task	Time to 1st View (s)
Task 2	16,826	Task 4	31,051
Task 3	42,897	Task 5	17,372

To see the differences between each task, Kruskal Wallis were applied. These tests revealed that there were significant differences between time for completing each task since asymp. Sig 0,00004 (asymp. Sig <0,05). To understand which time of the task was different, Mann Whitney U test was applied. The result of the test can be seen in table 3. It highlighted that time in completing task 2 and 5 had no significant difference as well as task 3 and 4.

**Table 3.** Mann whitney U test result for each task

Task	Mean Rank	Asymp. Sig. (2-tailed)	Conclusion
2 vs 3	24.27 vs 42,73	0,00009	Significant difference
2 vs 4	27.35 vs 39.65	0,009	Significant difference
2 vs 5	33,73 vs 33,27	0,923	No significant difference
3 vs 4	36,79 vs 30,21	0,164	No significant difference
3 vs 5	42,21 vs 24,79	0,0002	Significant difference
4 vs 5	39,97 vs 27,03	0,006	Significant difference

Moreover, verification of cognitive aspects in eye tracker and UEQ has been done. As stated in the methods, 30 seconds was determined as standard time. It was interesting to note that the lowest discrepancy was 30,30% between eye tracker's result and scale of perspicuity in UEQ. The detailed results were presented in table 4. Our experiments were in line with the meaning of perspicuity itself which showed how easy the participants get familiar or learn the website. The findings above gave recommendations of website evaluation that can be seen in table 5.

**Table 4.** Discrepancy between eye tracker and cognitive aspects of UEQ results

Cognitive scale in UEQ	Respondent Discrepancy	Percentage (%)
Perspicuity	10	30,30
Efficiency	18	54,54
Dependability	18	54,54

**Table 5.** Recommendation

Element	Recommendation
Gaze plot	<ul style="list-style-type: none"> <li>As discussed above, some participants had difficulty finding the learning outcomes (LO) and forms needed. Therefore, since LO is also important for the users, we suggest to put LO link in home page as a picture. As analyzed in path above, participants frequently scrolled down the home page through the picture. Therefore, link as a picture such as important news, accreditation, student's life, and upcoming events should be added to attract more user see this page.</li> <li>Downloaded form should be put in sub menu according to the needs. Final project form should be put in the sub menu final project while practical work form should be put in sub menu practical work. We also suggest to add more sub menu in practical work which are Practical work 1, 2, and courses assignment form.</li> <li>Quick link placement is very useful. We suggest adding more important links such as competency, curriculum, courses and eliminate less important link such as archives and categories. Practical work 1, 2, and courses assignment form will remain here.</li> </ul>
Novelty	<ul style="list-style-type: none"> <li>Website needs to be designed in a more creative, inventive, leading edge and innovative way.</li> <li>Each page of the website should be designed more colorfully and not monotonous and more pictures should be added.</li> <li>Font should be changed from robot to more pleasant and web safe font such as arial,</li> </ul>

- AvenirNextLTPro-Regular, verdana, etc.
- Paragraph arrangement should be improved. At this time, paragraph was looked too monotonous hence it was difficult to read.
- 

#### 4. Discussions

The aim of this study is to evaluate academic website using eye tracking and UEQ. As analyzed in the result, the data can support this evaluation. Eye tracker as an objective measurement was used to analyze gaze plot that showed navigational behavior of the participants. This is important to see how they explored the website. A subjective measurement using UEQ showed that appropriate recommendations were needed for near neutral value of scale.

Our study failed to prove that there is a 100% conformity of cognitive aspect between eye tracking and UEQ. This can be related to standard time setting and the type of assignment given. In relation to standard time as explained by Nielsen [15], users often leave web pages in 10–20 seconds and continue to leave every second, but at a much slower rate than during the first 30 seconds. If we determine standard time was 10 - 20 seconds, level of discrepancy will be higher, more than 30,30%. Therefore, further experimental investigations are needed to estimate this standard time. In addition, further studies are also needed to explore what kind of task used for eye tracking studies which has conformity with UEQ cognitive. To avoid elimination of participants data, analysis need to be done immediately after the participants complete the UEQ.

#### 5. Conclusions

The website is currently very important for various fields, especially education. A lot of information can be obtained by students especially from the website so that an appropriate website evaluation and development is needed. This study successfully evaluated websites using two methods, namely eye tracking as an objective measurement and UEQ as a subjective measurement. This paper has highlighted eye tracker data, that is, gaze plot and time to first view. Gaze plot could give insight where to put important information, picture or link in the website. Kruskal Wallis and Mann Whitney U test was applied to understand significant difference of time to complete each task which was used to give recommendation of changing and adding sub menu. At the same time, UEQ data showed that only novelty which had a value near neutral, hence website needs improvement to be more creative, inventive, leading edge and innovative.

In this study, cognitive level of discrepancy between eye tracker's task and perspicuity in UEQ was 30,30% due to 30 seconds time standard. This has not been able to prove 100% of the conformity of the cognitive aspect between eye tracker and UEQ. Despite the fact that there are limitations of measurement of cognitive aspects, the further studies need to develop standard time and type of task for eye tracking studies to measure cognitive aspects.

#### References

- [1] Lopes R and Carrico L 2008 *Proc. Int. Cross Disciplinary Conf. on Web Accessibility (Beijing)* (New York: ACM) pp 5-14
- [2] Iqbal M and Warraich N F 2012 *Pak. J. Libr. Inf. Sci.* **13** 1-11
- [3] Norman D and Nielsen J 2006 The definition of user experience (UX) Online: <https://www.nngroup.com/articles/definition-user-experience/>
- [4] Izabal S V, Aknuranda I and Az-Zahra H M 2018 *Jurnal Pengembangan Teknologi Informasi dan Ilmu Komputer* **2** 3224-32
- [5] Rayner K 1998 Eye movements in reading and information processing: 20 years of research. *Psychological Bulletin* **124** 372–422
- [6] Tsianos N, Germanakos P, Lekkas Z, Mourlas C and Samaras G 2009 Eye-tracking users' behavior in relation to cognitive style within an e-learning environment *Proc. IEEE Int. Conf. on Adv. Learning Tech. (Riga)* (Piscataway: IEEE) pp 329–33
- [7] Solso R L, MacLin M K and MacLin O H 2004 *Cognitive Psychology* vol 7 (Boston: Allyn & Bacon)
- [8] Nisiforou E A, Michailidou E and Laghos A 2014 *Proc. Int. UAHCI* (Crete) (Basel: Springer) pp 46–57
- [9] Schrepp M 2019 *User Experience Questionnaire Handbook Version 7* Online: <https://www.ueq-online.org/Material/Handbook.pdf>

- [10] Mahardhika W, Wibirama S and Ferdiana R 2016 Analisis parallax scrolling pada web storytelling dan online shop menggunakan eye tracking dan kuesioner user experience *Electronic Theses and Dissertations Gajah Mada University*
- [11] Hennessey C, Tam J and Robillard J 2014 Quick start guide Gaze point research inc Canada
- [12] Pernice K and Nielsen J 2009 How to Conduct Eyetracking Studies Nielsen Norman Group Online: <http://www.nngroup.com/reports/how-to-conduct-eyetracking-studies/>
- [13] Vertegaal R and Ding Y 2002 *Proc. Conf. on Computer Supported Cooperative Work* (New Orleans) (New York: ACM) pp 41–8.
- [14] Schrepp M 2012 User experience questionnaire Online: <https://www.ueq-online.org/>
- [15] Nielsen J 2011 How Long Do Users Stay on Web Pages? Online: <https://www.nngroup.com/articles/how-long-do-users-stay-on-web-pages/>
- [16] Ghoojani A 2016 Why should I use a Kruskal Wallis Test? (Tehran: Avicenna Research Institute)
- [17] Hidayat A 2017 Tutorial Uji Mann Whitney U Test dengan SPSS Online: <https://www.statistikian.com/2014/04/mann-whitney-u-test-dengan-spss.html/amp>

PAPER • OPEN ACCESS

## Preface

To cite this article: 2019 *IOP Conf. Ser.: Mater. Sci. Eng.* **703** 011001

View the [article online](#) for updates and enhancements.



A collaborative activity jointly organised by:



**INTERNATIONAL CONFERENCE ON  
INFORMATICS, TECHNOLOGY, AND  
ENGINEERING**

**22-23 AUGUST 2019**

***Enhancing Engineering  
Innovation Towards  
A Greener Future***

EDITOR:

Asst. Prof. Namuel Daniel Pah, Ph.D.

Assoc. Prof. Markus Hartono, Ph.D.

Assoc. Prof. Oki Muraza, Ph.D.

PUBLISHER:

UNIVERSITAS SURABAYA





## Preface

Welcome Remarks,  
Chair of the Steering Committee


It is a great pleasure to welcome all of you to Bali and to the International Conference on Informatics, Technology, and Engineering 2019 (InCITE 2019) held by the Faculty of Engineering, University of Surabaya (UBAYA) in collaboration with The University of Adelaide, Australia and Sirindhorn International Institute of Technology (Thammasat University), Thailand. The first InCITE has been successfully held in Bali, Indonesia in 2017. We are very delighted to host the second InCITE here in Bali, Indonesia again.

There are more than 75 presentations in this conference. We welcome leading experts not only from Indonesia, but also from different parts of the world. The experts will share the knowledge and experiences in the fields of informatics, technology, science, and engineering. The main theme of this conference is **Enhancing Engineering Innovation Towards A Greener Future** in response to several world challenges including sustainable development, global convergence of information and communications technologies, climate change and global warming as well as the depletion of unrenewable natural resources. We hope this conference will provide you a good opportunity to get to know each other better and consolidate bonds of friendship and mutual trust.

We would like to express our sincere gratitude to the Keynote and Plenary speakers, International Scientific Committee, Steering Committee, and Organising Committee for their huge efforts to make this conference successful.

Thank you all for your support and attendance at InCITE 2019. Please enjoy the conference and Bali !

Asst. Prof. Djuwari, Ph.D.





# Preface

Welcome Remarks,  
Chair of The Organizing Committee

Welcome to Bali, Indonesia to all delegates and presenters. It is my pleasure and privilege to welcome all of you to the 2<sup>nd</sup> (second) International Conference on Informatics, Technology, and Engineering 2019 (InCITE 2019) held by the Faculty of Engineering, University of Surabaya (UBAYA) in collaboration with The University of Adelaide, Australia and Sirindhorn International Institute of Technology (Thammasat University), Thailand.

InCITE 2019 has received more than 75 papers to be presented in this conference. All papers represent four following parallel clusters: Green Design and Innovation, Green Manufacturing and Green Processes, Power System and Green Energy Management, and The Role of IT in Innovation Enhancement. Each cluster supports the main theme of the conference, which is **Enhancing Engineering Innovation Towards A Greener Future**. The engineering innovation is the key to increase our awareness in maintaining the sustainable growth and development in the world.

The Organising Committee of InCITE 2019 would like to express our sincere gratitude for the tremendous supports and contributions from many parties. The supports from The Faculty of Engineering of UBAYA, keynote and plenary speakers, our International Scientific Committee, the Steering and Organising Committees are really acknowledged.

The last but not the least, thank you for your supports, enjoy the conference and we hope through this meeting all of you can extend your networks and collaborations.

Asst. Prof. Putu Doddy Sutrisna, Ph.D.



## Conference Organizers

### SCIENTIFIC COMMITTEE

- Prof. Willy Susilo, Ph.D. (University of Wollongong, AUSTRALIA)
- Prof. Dr. Anton Satria Prabuwo (King Abdulaziz University, SAUDI ARABIA)
- Assoc. Prof. Oki Muraza, Ph.D. (King Fahd University of Petroleum & Minerals, KINGDOM OF SAUDI ARABIA)
- Prof. Ravindra S. Goonetilleke, Ph.D. (Hong Kong University of Science & Technology, PRC)
- Assoc. Prof. Tan Kay Chuan, Ph.D. (National University of Singapore, SINGAPORE)
- Asst. Prof. Aldy Gunawan, Ph.D. (Singapore Management University, SINGAPORE)
- Asst. Prof. Hendry Raharjo, Ph.D. (Chalmers University of Technology, SWEDEN)
- Assoc. Prof. Dr. A. F. M. Saifuddin Saif (American International University, BANGLADESH)
- Asst. Prof. Itthisek Nilkhamhang, Ph.D. (Sirindhorn International Institute of Technology, THAILAND)
- Assoc. Prof. Akawut Siriruk, Ph.D. (Suranaree University of Technology, THAILAND)
- Assoc. Prof. Avirut Chinkulkijniwat, Ph.D. (Suranaree University of Technology, THAILAND)
- Assoc. Prof. Peerapong Uthansakul, Ph.D. (Suranaree University of Technology, THAILAND)
- Assoc. Prof. Dr. Andi Cakravastia Arisaputra Raja (Institut Teknologi Bandung, INDONESIA)
- Assoc. Prof. Dr. Anas Maruf (Institut Teknologi Bandung, INDONESIA)
- Assoc. Prof. Yassierli, Ph.D. (Institut Teknologi Bandung, INDONESIA)
- Prof. Dr. Ali Altway (Institut Teknologi Sepuluh Nopember, INDONESIA)
- Prof. Dr-Ing. I Made Londen Batan (Institut Teknologi Sepuluh Nopember, INDONESIA)
- Assoc. Prof. Setiyo Gunawan, Ph.D. (Institut Teknologi Sepuluh Nopember, INDONESIA)
- Prof. Renanto Handogo, Ph.D. (Institut Teknologi Sepuluh Nopember, INDONESIA)
- Prof. Mauridhi Hery Purnomo, Ph.D. (Institut Teknologi Sepuluh Nopember, INDONESIA)
- Prof. Nur Iriawan, Ph.D. (Institut Teknologi Sepuluh Nopember, INDONESIA)
- Prof. I Nyoman Pujawan, Ph.D. (Institut Teknologi Sepuluh Nopember, INDONESIA)
- Asst. Prof. Budi Hartono, Ph.D. (Universitas Gadjah Mada, INDONESIA)
- Prof. Sarjiya, Ph.D. (Universitas Gadjah Mada, INDONESIA)
- Asst. Prof. Nemuel Daniel Pah, Ph.D. (Universitas Surabaya, INDONESIA)
- Assoc. Prof. Markus Hartono, Ph.D (Universitas Surabaya, INDONESIA)
- Prof. Joniarto Parung, Ph.D. (Universitas Surabaya, INDONESIA)
- Prof. Lieke Riadi, Ph.D. (Universitas Surabaya, INDONESIA)



## Conference Organizers

### STEERING COMMITTEE

#### Chair:

Asst. Prof. Djuwari, Ph.D.

#### Honorary Members:

Prof. David Lewis, Ph.D.

Prof. Joniarto Parung, Ph.D.

Prof. Lieke Riadi, Ph.D.

Asst. Prof. Dr. Steve Kardinal Jusuf

Asst. Prof. Dr. Itthisek Nilkhamhang

#### Members:

Assoc. Prof. Amelia Santoso, Ph.D.

Mr. Agung Prayitno

Assoc. Prof. Emma Savitri, Ph.D.

Assoc. Prof. Markus Hartono, Ph.D., CHFP.

Assoc. Prof. Budi Hartanto, Ph.D.

Mr. Sunardi Tjandra

Assoc. Prof. Eric Wibisono, Ph.D.

Asst. Prof. Nemuel Daniel Pah, Ph.D.

Assoc. Prof. Elieser Tarigan, Ph.D.

Assoc. Prof. Jaya Suteja, Ph.D.

Prof. Joniarto Parung, Ph.D.

Assoc. Prof. Hudiyo Firmanto, Ph.D.

Assoc. Prof. Restu Kartiko Widi, Ph.D.

### ORGANIZING COMMITTEE

Chair :Asst. Prof. Putu Doddy Sutrisna, Ph.D.

Vice Chair :Dr. Delta Ardy Prima

Secretary :Ms. Aprilia Karina

Treasurers :Ms. Dhiani Tresna Absari

Secretariat :Maria Agatha E.Gunawan, Ph.D.

Asst. Prof. Lanny Sapei, Ph.D.

Mr. Rahman Dwi Wahyudi

Ms. Yenny Sari

Ms. Yuana Elly Agustin

Ms. Susana Limanto


Ms. Monica Wideasri

## Conference Organizers

Program	:Mr. Yunus Fransiscus Ms. Melissa Angga Mr. I Made Ronyastra Mr. Henry Hermawan Mr. Felix Handani Ms. Indri Hapsari Mr. Mochammad Arbi Hidayat
Website	:Mr. Daniel Soesanto Mr. Marcellinus Ferdinand Suciadi
Design	:Ms. Tyrza Adelia
Sponsorship	:Assoc. Prof. Susila Candra, Ph.D.
Logistic:	Mr. Arief Rachman Hakim Mr. Muhamad Yulham Effendy

## REVIEWER

- Prof. David Lewis, Ph.D. (University of Adelaide, AUSTRALIA)
- Prof. Willy Susilo, Ph.D. (University of Wollongong, AUSTRALIA)
- Dr. Jingwei Hou (University of Queensland, AUSTRALIA)
- Asst. Prof. Hendry Raharjo, Ph.D. (Chalmers University of Technology, SWEDEN)
- Prof. Dr. Anton Satria Prabuwono (King Abdulaziz University, SAUDI ARABIA)
- Assoc. Prof. Oki Muraza, Ph.D. (King Fahd University of Petroleum & Minerals, KINGDOM OF SAUDI ARABIA)
- Prof. Dr. Winarto Kurniawan (Tokyo Institute of Technology, JAPAN)
- Dr. Wahyudiono (Nagoya University, JAPAN)
- Prof. Ravindra S. Goonetilleke, Ph.D. (Hong Kong University of Science & Technology, PRC)
- Asst. Prof. Dr. Steve Kardinal Jusuf (Singapore Institute of Technology, SINGAPORE)
- Assoc. Prof. Tan Kay Chuan, Ph.D. (National University of Singapore, SINGAPORE)
- Asst. Prof. Aldy Gunawan, Ph.D. (Singapore Management University, SINGAPORE)
- Assoc. Prof. Dr. A. F. M. Saifuddin Saif (American International University, BANGLADESH)
- Asst. Prof. Itthisek Nilkhamhang, Ph.D. (Sirindhorn International Institute of Technology, THAILAND)
- Assoc. Prof. Akawut Siriruk, Ph.D. (Suranaree University of Technology, THAILAND)
- Assoc. Prof. Avirut Chinkulkijniwat, Ph.D. (Suranaree University of Technology, THAILAND)
- Assoc. Prof. Peerapong Uthansakul, Ph.D. (Suranaree University of Technology, THAILAND)
- Asst. Prof. Dr. Phuong Lan Tran Nguyen (Can Tho University, VIETNAM)
- Assoc. Prof. Dr. Anas Maruf (Institut Teknologi Bandung, INDONESIA)
- Dr. Khoiruddin (Institut Teknologi Bandung, INDONESIA)
- Assoc. Prof. Dr. Veinardi Suendo (Institut Teknologi Bandung, INDONESIA)



## Conference Organizers

### REVIEWER

- Assoc. Prof. Dr. Andi Cakravastia Arisaputra Raja (Institut Teknologi Bandung, INDONESIA)
- Assoc. Prof. Yassierli, Ph.D. (Institut Teknologi Bandung, INDONESIA)
- Prof. Dr. Judy Retti B. Witono (Universitas Parahyangan, INDONESIA)
- Asst. Prof. Budi Hartono, Ph.D. (Universitas Gadjah Mada, INDONESIA)
- Prof. Sarjiya, Ph.D. (Universitas Gadjah Mada, INDONESIA)
- Asst. Prof. Dr. Hendri Himawan Triharminto (Akademi Angkatan Udara Yogyakarta, INDONESIA)
- Assoc. Prof. Dr. Djoko Budiyanto Setyohadi (Universitas Atmajaya Yogyakarta, INDONESIA)
- Prof. Dr. Ali Altway (Institut Teknologi Sepuluh Nopember, INDONESIA)
- Prof. Renanto Handogo, Ph.D. (Institut Teknologi Sepuluh Nopember, INDONESIA)
- Prof. Mauridhi Hery Purnomo, Ph.D. (Institut Teknologi Sepuluh Nopember, INDONESIA)
- Prof. Nur Iriawan, Ph.D. (Institut Teknologi Sepuluh Nopember, INDONESIA)
- Asst. Prof. Astria Nur Irfansyah, Ph.D. (Institut Teknologi Sepuluh Nopember, INDONESIA)
- Prof. Dr-Ing. I Made Londen Batan (Institut Teknologi Sepuluh Nopember, INDONESIA)
- Assoc. Prof. Setiyo Gunawan, Ph.D. (Institut Teknologi Sepuluh Nopember, INDONESIA)
- Prof. I Nyoman Pujawan, Ph.D. (Institut Teknologi Sepuluh Nopember, INDONESIA)
- Asst. Prof. Rr. Poppy Puspitasari, S, Ph.D (Universitas Negeri Malang, INDONESIA)
- Asst. Prof. Ratna Surya Alwi, S.T., M.Si., Ph.D (Universitas Fajar Makassar, INDONESIA)
- Prof. Joniarto Parung, Ph.D. (Universitas Surabaya, INDONESIA)
- Prof. Lieke Riadi, Ph.D. (Universitas Surabaya, INDONESIA)
- Asst. Prof. Nemuel Daniel Pah, Ph.D. (Universitas Surabaya, INDONESIA)
- Assoc. Prof. Markus Hartono, Ph.D (Universitas Surabaya, INDONESIA)
- Asst. Prof. Dr. Hazrul Iswadi (Universitas Surabaya, INDONESIA)
- Asst. Prof. Gunawan, Ph.D (Universitas Surabaya, INDONESIA)
- Assoc. Prof. Dr. Evy Herowati (Universitas Surabaya, INDONESIA)
- Assoc. Prof. Dr. Amelia Santoso (Universitas Surabaya, INDONESIA)
- Assoc. Prof. Eric Wibisono, Ph.D. (Universitas Surabaya, INDONESIA)
- Asst. Prof. Dr. Joko Siswantoro (Universitas Surabaya, INDONESIA)
- Assoc. Prof. Dr. Budi Hartanto (Universitas Surabaya, INDONESIA)
- Asst. Prof. Dr. Delta Ardy Prima (Universitas Surabaya, INDONESIA)
- Asst. Prof. Jimmy (Universitas Surabaya, INDONESIA)
- Assoc. Prof. Lisana (Universitas Surabaya, INDONESIA)
- Assoc. Prof. Dr. Emma Savitri (Universitas Surabaya, INDONESIA)
- Assoc. Prof. Restu Kartiko Widi, Ph.D. (Universitas Surabaya, INDONESIA)
- Assoc. Prof. Akbarningrum Fatmawati (Universitas Surabaya, INDONESIA)



## Conference Organizers

### REVIEWER

- Assoc. Prof. Akbarningrum Fatmawati (Universitas Surabaya, INDONESIA)
- Asst. Prof. Putu Doddy Sutrisna, Ph.D. (Universitas Surabaya, INDONESIA)
- Asst. Prof. Djuwari, Ph.D. (Universitas Surabaya, INDONESIA)
- Asst. Prof. Elieser Tarigan, Ph.D. (Universitas Surabaya, INDONESIA)
- Assoc. Prof. The Jaya Suteja, Ph.D (Universitas Surabaya, INDONESIA)
- Assoc. Prof. Dr. Susila Candra (Universitas Surabaya, INDONESIA)
- Asst. Prof. Sunardi Tjandra (Universitas Surabaya, INDONESIA)
- Asst. Prof. Yuwono Budi Pratiknyo (Universitas Surabaya, INDONESIA)

CONFERENCE ORGANIZING COMMITTEE:  
FACULTY OF ENGINEERING, UNIVERSITAS SURABAYA  
DEAN BUILDING TB 2, RAYA KALIRUNGKUT  
SURABAYA, 60293, INDONESIA  
PHONE: +62-31-2981150, FAX: +62-31-2981151  
E-MAIL: [incite@unit.ubaya.ac.id](mailto:incite@unit.ubaya.ac.id)  
WEBSITE: <https://incite.ubaya.ac.id>; <http://teknik.ubaya.ac.id>



## Conference Photographs





This site uses cookies. By continuing to use this site you agree to our use of cookies. To find out more, see our Privacy and Cookies policy.



# Table of contents

Volume 703

**2019**

◀ Previous issue    Next issue ▶

**International Conference on Informatics, Technology and Engineering  
22–23 August 2019, Bali, Indonesia**

[View all abstracts](#)

---

**Accepted papers received: 6 November 2019**

**Published online: 5 December 2019**

## Preface

---

**OPEN ACCESS**

Preface

+ [View abstract](#)  PDF

---

**OPEN ACCESS**

Peer review statement

+ [View abstract](#)  PDF

---

## Papers

---

**Green Manufacturing and Green Processes**

---

**OPEN ACCESS**

The use of blockchain to support sustainable supply chain strategy

J Parung

+ [View abstract](#)  PDF

**OPEN ACCESS**

## Green chemical engineering: challenges in chemical industrial processes for a better life

L Riadi

[+](#) [View abstract](#)  [PDF](#)**OPEN ACCESS**Xylanase production from combined *Reutealis trisperma* with potato dextrose broth by *Tricoderma reesei*: the effect of pretreatment

Y E Agustin, L Riadi and T P Utami

[+](#) [View abstract](#)  [PDF](#)**OPEN ACCESS**

## Regulatory performance of two different tuning methods for milk cooling control system

R Agustriyanto

[+](#) [View abstract](#)  [PDF](#)**OPEN ACCESS**

## The solubility correlation of azobenzene derivatives in supercritical carbon dioxide: a short review

R S Alwi and A S Iryani

[+](#) [View abstract](#)  [PDF](#)**OPEN ACCESS**

## Container storage tariff policy analysis using combining game theory and system dynamics approach

A G Budianto and B Wirjodirdjo

[+](#) [View abstract](#)  [PDF](#)**OPEN ACCESS**Effect of NR- $\beta$ -cellulose coupling agent into NR-cellulose composite dispersibility and its physical properties

H Handayani, A Cifriadi, A S Handayani, M Chalid, S Savetlana and M Christwardana


[+](#) [View abstract](#)  [PDF](#)**OPEN ACCESS**

## Formulation and characterization of chitosan-alginate freeze dried matrices loaded with oleoresin extract of red ginger

E A Krisanti, A Safiya and K Mulia

[+](#) [View abstract](#)  [PDF](#)**OPEN ACCESS**The effects of electroculture on shoot proliferation of garlic (*Allium sativum* L.)

Von Louie R Manguiam, Ashley Marie N. Margate, Rose Danielle G Hilahan, Harold Gian L Lucin, Kristopher Ray S Pamintuan and Adonis P Adornado


[+](#) [View abstract](#)  [PDF](#)

---

**OPEN ACCESS**

Preparation and characterization of polyvinyl alcohol-chitosan-tripolyphosphate hydrogel for extended release of anti-tuberculosis drugs

K Mulia, S A Chadarwati, A J Rahyussalim and E A Krisanti

[+](#) [View abstract](#)  [PDF](#)

---

**OPEN ACCESS**

The surface roughness analysis using sound signal in turning of mild steel

Anayet U Patwari, A A Zamee, M H Bhuiyan and S M Sakib

[+](#) [View abstract](#)  [PDF](#)

---

**OPEN ACCESS**

A review of a machine design of chocolate extrusion based co-rotating twin screw extruder

P Pitayachaval and P Watcharamaisakul

[+](#) [View abstract](#)  [PDF](#)

---

**OPEN ACCESS**

Tofu wastewater treatment through a combined process of coagulation-flocculation and ultrafiltration

P Prawati, A Oktariany, S S Putri, I Aditya and S Kartohardjono

[+](#) [View abstract](#)  [PDF](#)

---

**OPEN ACCESS**

Carbon emission modelling in container terminal operations planning using a system dynamics approach

D N Prayogo

[+](#) [View abstract](#)  [PDF](#)

---

**OPEN ACCESS**

Effects of initial concentration, adsorbent mass, pH and temperature to personal care products waste removal with activated carbon as adsorbent

H R Priyantini, L Riadi, C Effendi, F Effendi and A Mitayani


[+](#) [View abstract](#)  [PDF](#)

---

**OPEN ACCESS**

The integration of social responsibility into business operation: case study of Indonesian manufacturing industry

E D Rinawiyanti, C Huang and S As-Saber


[+](#) [View abstract](#)  [PDF](#)

---

**OPEN ACCESS**

A kinetic study of oil-in-water emulsion formation stabilized by rice husk ash and lecithin

L Sapei, S W Kurniawan and A P Siantoro

[+](#) [View abstract](#)  [PDF](#)

---

**OPEN ACCESS**

A systematic literature review for developing sustainability assessment tool: formulating the state of the art and future direction

Y Sari, A Hidayatno, A Suzianti and M Hartono

[+](#) [View abstract](#)  [PDF](#)

---

**OPEN ACCESS**

Controlled release fertilizer based on starch chitosan encapsulation

E Savitri, E Purwanto, A N Kodrat and E Yonathan

[+](#) [View abstract](#)  [PDF](#)

---

**OPEN ACCESS**

Price and inventory policy strategy model in a price sensitive dual channel supply chain structure considering product substitution

R Y H Silitonga and N Christina

[+](#) [View abstract](#)  [PDF](#)

---

**OPEN ACCESS**

Assessing materials from hoarded mobile phones: hidden e-waste subject for reverse logistics

R Siringo, H Herdiyansyah, R D Kusumastuti and A E Lucianto

[+](#) [View abstract](#)  [PDF](#)

---

**OPEN ACCESS**

Optimisation of subtractive rapid prototyping process parameters using response surface methodology

T J Suteja and M A Hadiyat

[+](#) [View abstract](#)  [PDF](#)

---


## Green Design and Innovation

---

**OPEN ACCESS**

Green dynamic capability for enhancing green innovations performance in a manufacturing company: a conceptual framework

R Amaranti, R Govindaraju and D Irianto


[+](#) [View abstract](#)  [PDF](#)

---

**OPEN ACCESS**

Combined structural equation modelling – artificial neural networks model for predicting customer loyalty

M A Hadiyat

[+](#) [View abstract](#)  [PDF](#)

---

**OPEN ACCESS**

The use of consumer behavior to identify the flow mapping of waste cooking oil: A finding from Semarang, Indonesia

S Hartini, D P Sari and A A Utami

[+](#) [View abstract](#)  [PDF](#)

---

**OPEN ACCESS**

Perceived kansei and performance-based usability impact on satisfaction for web-based applications

M Hartono

[+](#) [View abstract](#)  [PDF](#)

---

**OPEN ACCESS**

Measurement of student satisfaction and loyalty using service quality model for higher education (HedQual) at industrial engineering department University of Pelita Harapan

N Hartono, Laurence and B F Tjahjadhi

[+](#) [View abstract](#)  [PDF](#)

---

**OPEN ACCESS**

Expertise-based decision makers' importance weights for solving group decision making problems under fuzzy preference relations

E Herowati

[+](#) [View abstract](#)  [PDF](#)

---

**OPEN ACCESS**

Organic-inorganic nanocomposite membranes for molecular separation and bioapplications

J Hou, P D Sutrisna, L Li and V Chen

[+](#) [View abstract](#)  [PDF](#)

---

**OPEN ACCESS**

Tensile Properties of Kenaf Fiber by Alkalinization Treatment: Effect of different concentration

Ismojo, K A Zahidah, E Yuanita, E Kustiyah and M Chalid

[+ View abstract](#) [PDF](#)

---

**OPEN ACCESS**

How do the Indonesian ecologically conscious millennials value upcycled clothing?

C A Parung

[+ View abstract](#) [PDF](#)

---

**OPEN ACCESS**

Passive design implementation as sustainable development approach on vertical housing case study: Sentra Timur Residence

T Riotama and H Herdiansyah

[+ View abstract](#) [PDF](#)

---

**OPEN ACCESS**

Development and usability evaluation of virtual guide using augmented reality for Candi Gunung Gangsir in East Java

I M Ronyastra, I Hapsari and F P Pani

[+ View abstract](#) [PDF](#)

---

**OPEN ACCESS**

The Role of Ergonomics in Supporting Supply Chain Performance in Manufacturing Companies: a Literature review

N Sampouw and M Hartono

[+ View abstract](#) [PDF](#)

---

**OPEN ACCESS**

Fluazinam Potential as a Fungicide in Liquid Culture System for the Growth of *Haematococcus pluvialis* Microalgae

J R Witono, V Novianty, H Santoso, A Miryanti and A J Kumalaputri

[+ View abstract](#) [PDF](#)

---

## Power System and Green Energy Management

---

**OPEN ACCESS**

The use of pyrolusite to remove Pb and Cd in aqueous solutions: isotherm and thermodynamic

Y Fransiscus, M W B Kembie and N M Tanusaputra

[+ View abstract](#) [PDF](#)

---

**OPEN ACCESS**



## Power generation in a plant-microbial fuel cell assembly with graphite and stainless steel electrodes growing *Vigna Radiata*

K R S Pamintuan and K M Sanchez

[+](#) [View abstract](#)  [PDF](#)

---

### OPEN ACCESS

## Gas sensitive properties of ZnO nanorods formed on silicon and glass substrates

V V Petrov, A P Starnikova, Y N Varzarev, K A Abdullin and D P Makarenko

[+](#) [View abstract](#)  [PDF](#)

---

### OPEN ACCESS

## The study of the properties of lead zirconate-titanate films on silicon substrate after halogen lamps rapid thermal annealing

V V Petrov, A S Kamentsev, V V Polyakov and Y N Varzarev

[+](#) [View abstract](#)  [PDF](#)

---

### OPEN ACCESS

## Temperature Dependence of Electrical Properties of ZnO Nanorods Array

V V Petrov, Y N Varzarev and K A Abdullin

[+](#) [View abstract](#)  [PDF](#)

---

### OPEN ACCESS

## The kinetics oxidative degradation of chitosan in formic acid with the presence of hydrogen peroxide

E Purwanto, J Connor and Y Ngothai

[+](#) [View abstract](#)  [PDF](#)

---

### OPEN ACCESS

## Drying of celery leaves (*Apium graveolens L.*) using a PV/T solar dryer

L Sapei, E Tarigan, D N Sugiarto and D Gianluca

[+](#) [View abstract](#)  [PDF](#)

---

### OPEN ACCESS

## Mass transfer kinetic model and removal capacity of acid blue 29 adsorptions onto activated carbon

P Setyoprato, H R Priyantini and R Agustriyanto

[+](#) [View abstract](#)  [PDF](#)

---

### OPEN ACCESS

## Utilization of rice straw and used paper for the recycle papermaking

N Suseno, T Adiarto, M Sifra and V Elvira

[+](#) [View abstract](#)  [PDF](#)

---

**OPEN ACCESS****Current Perspectives and Mini Review on Zeolitic Imidazolate Framework-8 (ZIF-8) Membranes on Organic Substrates**

P D Sutrisna, E Savitri, N F Himma, N Prasetya and I G Wenten

[+ View abstract](#)  PDF

---

**OPEN ACCESS****The Influence of water and catalyst leach process toward propane oxidation on MoVTeNb catalyst**

R K Widi

[+ View abstract](#)  PDF

---

**The Role of IT in Innovation Enhancement**

---

**OPEN ACCESS****Requirements analysis for the disaster logistics inventory information system to improve the effectiveness and efficiency of handling emergency response periods**

N U Handayani, D P Sari, Y Widharto and G Basyir

[+ View abstract](#)  PDF

---

**OPEN ACCESS****Anchored instruction ITS: a novel approach to make learning programming interesting and effective**

B Hartanto and J Reye

[+ View abstract](#)  PDF

---

**OPEN ACCESS****The evaluation of academic website using eye tracker and UEQ: a case study in a website of xyz**

A H Kusumo and M Hartono

[+ View abstract](#)  PDF

---

**OPEN ACCESS****Computer vision system in measurement of the volume and mass of egg using the disc method**

M Wideasri, L P Santoso and J Siswanto

[+ View abstract](#)  PDF

---

**JOURNAL LINKS**

---

[Journal home](#)

---

[Information for organizers](#)

---

[Information for authors](#)


[Search for published proceedings](#)

---

[Contact us](#)

---

[Reprint services from Curran Associates](#)



PAPER • OPEN ACCESS

## The evaluation of academic website using eye tracker and UEQ: a case study in a website of xyz

To cite this article: A H Kusumo and M Hartono 2019 *IOP Conf. Ser.: Mater. Sci. Eng.* **703** 012049

View the [article online](#) for updates and enhancements.