



**Michigan
Technological
University**

Michigan Technological University
Digital Commons @ Michigan Tech

Michigan Tech Publications

1-17-2020

What is an endangered species?: judgments about acceptable risk

Thomas Offer-Westort

Adam Feltz

Jeremy T. Bruskotter

John A. Vucetich

Follow this and additional works at: <https://digitalcommons.mtu.edu/michigantech-p>



Part of the [Educational Psychology Commons](#), [Forest Sciences Commons](#), [Psychology Commons](#), [Public Affairs, Public Policy and Public Administration Commons](#), and the [Social and Philosophical Foundations of Education Commons](#)

Follow this and additional works at: <https://digitalcommons.mtu.edu/michigantech-p>



Part of the [Educational Psychology Commons](#), [Forest Sciences Commons](#), [Psychology Commons](#), [Public Affairs, Public Policy and Public Administration Commons](#), and the [Social and Philosophical Foundations of Education Commons](#)

LETTER • OPEN ACCESS

What is an endangered species?: judgments about acceptable risk

To cite this article: Tom Offer-Westort *et al* 2020 *Environ. Res. Lett.* **15** 014010

View the [article online](#) for updates and enhancements.

Environmental Research Letters



LETTER

What is an endangered species?: judgments about acceptable risk

OPEN ACCESS

RECEIVED
30 September 2019

REVISED
25 November 2019

ACCEPTED FOR PUBLICATION
28 November 2019

PUBLISHED
17 January 2020

Original content from this work may be used under the terms of the [Creative Commons Attribution 3.0 licence](#).

Any further distribution of this work must maintain attribution to the author(s) and the title of the work, journal citation and DOI.



Tom Offer-Westort¹ , Adam Feltz², Jeremy T Bruskotter³ and John A Vucetich^{4,5}

¹ Department of Cognitive and Learning Sciences, Michigan Technological University, Houghton, MI 49930, United States of America

² Center for Applied Social Research and Department of Psychology, University of Oklahoma, Norman, OK 73019-2007, United States of America

³ Terrestrial Wildlife Ecology Lab, School Environment and Natural Resources, The Ohio State University, 2021 Coffey Road, Columbus, OH 43210, United States of America

⁴ College of Forest Resources and Environmental Sciences, Michigan Technological University, Houghton, MI 49930, United States of America

⁵ Author to whom any correspondence should be addressed.

E-mail: tomofferwestort@gmail.com, afeltz@ou.edu, bruskotter.9@osu.edu and javuceti@mtu.edu

Keywords: conservation policy, conservation values, environmental attitudes, moral foundations theory, political identity, social identity, US endangered species act

Supplementary material for this article is available [online](#)

Abstract

Judgments about acceptable risk in the context of policy may be influenced by law makers, policy makers, experts and the general public. While significant effort has been made to understand public attitudes on acceptable risk of environmental pollution, little is known about such attitudes in the context of species' endangerment. We present survey results on these attitudes in the context of United States' legal-political apparatus intended to mitigate species endangerment. The results suggest that the general public exhibit lower tolerance for risk than policy makers and experts. Results also suggest that attitudes about acceptable risk for species endangerment are importantly influenced by one's knowledge about the environment and social identity. That result is consistent with notions that risk judgments are a synthesis of facts and values and that knowledge is associated with one's social identity. We explain the implications of these findings for understanding species endangerment across the planet.

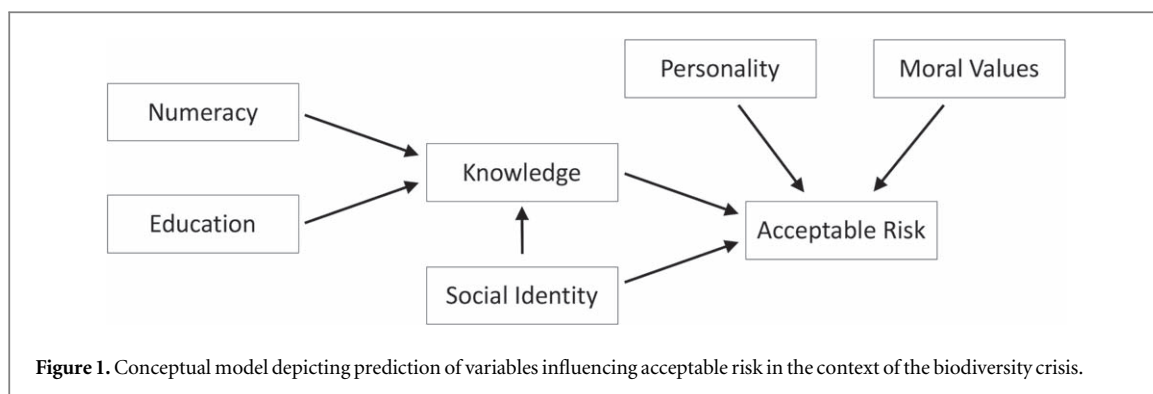
Introduction

Judgments about what constitutes acceptable risk influence many public policies, including building codes, traffic laws, and policies pertaining to human health and pollution. Judgments about acceptable risk are informed by science, but are ultimately normative, i.e. judgments about what *ought* to be acceptable. In developing policy, primary influences on these judgments include: statutory guidance, decisions or guidance by policy makers, the common practice of experts, and public attitudes (Hunter and Fewtrell 2001). While much is known about public attitudes pertaining to acceptable risk regarding environmental pollution (Paustenbach 2015), essentially nothing is known about attitudes pertaining to acceptable risks and acceptable losses for the biodiversity crisis (Vucetich and Nelson 2018).

The biodiversity crisis is indicated, for example, by humans having increased the rate of species extinction

by three orders of magnitude or more (Pimm *et al* 2014). Of ~40 000 known species of vertebrates, 20% are believed to be threatened with extinction (Hoffmann *et al* 2010). Among species that will escape total extinction, many have been severely diminished. For example, terrestrial mammals have been extirpated from, on average, two-thirds of their former geographic ranges, leading to large portions of the Earth's terrestrial surface having lost more than half of the native mammalian species (Ceballos *et al* 2017). Those losses risk the health of ecosystems.

Efforts to lessen the biodiversity crisis include international agreements and national legal instruments (Cretois *et al* 2019). Among national instruments, one law to which many others are often compared—sometimes favorably, other times not—is the US Endangered Species Act (Ray and Ginsberg 1999). We use the specific context of that law to better understand the broader concern of what constitutes acceptable risk and acceptable loss with respect



to the biodiversity crisis. The explicit purpose of the ESA is (United States 1973, section 2.2) ‘to provide a means whereby the ecosystems upon which endangered species and threatened species depend may be conserved.’ The ESA also provides a legal definition for an endangered species: ‘any species which is in danger of extinction throughout all or a significant portion of its range’ (United States 1973, section 3.6). In part because a species’ risk of extinction increases with decreasing geographic range, the phrase ‘significant portion of its range’ is an expression of what constitutes acceptable risk. That interpretation of that phrase and its implications for the legal definition of an endangered species has been subject to considerable debate (e.g. Vucetich *et al* 2006, Bruskotter *et al* 2014, Waples *et al* 2015, Nelson *et al* 2016, Vucetich and Nelson 2018).

Here, we describe Americans’ views on acceptable risk and evaluate the extent to which they are explained by various individual-level attributes, in particular, one’s knowledge about the environment and strength of identification with groups that advocate for and against the ESA. We also evaluated the influence of personality traits, moral foundations and numeracy (figure 1).

Figure 1 represents a set of hypotheses supported by various research. In particular, attitudes about environmental policy are related to one’s knowledge of relevant issues (Aipanjiguly *et al* 2003), and knowledge about the environment is, in some cases, related to pro-environmental behavior (Díaz-Sieffer *et al* 2015).

One’s knowledge may be influenced by experience and education as well as being constructed through the influence of groups to which one identifies, i.e. one’s social identities (SI). Social identity theorists explain that individuals interact with group members, develop a sense beliefs and behaviors that are ‘prototypic’ of the group, and then tend toward those beliefs and behaviors (Hornsey 2008). This kind of influence has been implicated for conservation policy (Lute *et al* 2014, van Eeden *et al* 2019). For example, 92% of those who self-identify as an ‘environmentalist’ express a positive attitude about the ESA; yet, only 69% of those

who self-identify as a ‘property rights advocate’ are supportive (Bruskotter *et al* 2018). Other recent work indicates that one’s political identity may be important for understanding environmental attitudes and behaviors (e.g. Feinberg and Willer 2013).

The relationship between knowledge and social identity is almost certainly reciprocal. For the purpose of this paper, we begin with the hypothetical notion that the dominant relationship is social identity’s influence on knowledge. This notion is sensible to the extent that a person acquires a social identity—such as being an environmentalist—early in life, before an age where they could acquire detailed objective knowledge about the environment (like that evaluated by the survey reported on in this study). While we begin with this hypothetical notion, we do not take it fully for granted (see *Results*).

Environmental attitudes are also associated with one’s basic moral values. For example, personal climate change norms are positively associated with two moral values (care and fairness) and negatively associated with another (authority, Feinberg and Willer 2013, Jansson and Dorrepaal 2015). Aspects of personality (extraversion, conscientiousness, and openness) have been associated with attitudes and self-reported behaviors pertaining to the environment (Milfont and Sibley 2012, Brick and Lewis 2016).

Finally, risk-related attitudes about the environment have also been associated with numeracy (Kahan *et al* 2012), the ability to reason with fundamentally numerical concepts. Numeracy is positively associated with decision-making tasks (Cokely *et al* 2018). Because the biodiversity crisis is communicated numerically (e.g. proportion of species threatened with extinction and portion of lost geographic range), attitudes about risk pertaining to biodiversity may be influenced by numeracy.

Methods

In August 2018 we conducted a web-based survey of adult (>18 years), US residents using Qualtrics’ Research Core, an online survey platform. The sample

was selected such that distributions of age, education, gender, and race match the 2010 US Census.

Measures

The survey included three items pertaining to acceptable risk for biodiversity. Specifically, participants were informed, 'Earth is inhabited by approximately 40 000 species of vertebrates, including birds, mammals, and fish. Of these, 20% are thought to be threatened with extinction,' and then asked:

- (A) 'What percentage of species threatened with extinction would be acceptable?'

Participants were also informed, 'Extinction is a process that involves regional extinction at various places throughout a species' historic range. The geographic areas where a species lives is called their 'range.' Most mammal species have been driven to extinction from half or more of their historic range because of human activities,' and then asked:

- (B) 'What percentage of historic habitat loss would be acceptable?'

Finally, participants were asked:

- (C) 'How much [what percentage] of a species' historic range should be lost before federal law steps in to protect a species?'

The survey also included items representing candidate predictor variables:

- A scale of environmental knowledge, comprised of 18 multiple-choice items (Díaz-Sieffer *et al* 2015).
- Respondents were asked to indicate the extent to which they identified with various SI: Animal Rights Advocate, Hunter, Environmentalist, Gun Rights Advocate, Conservationist, Property Rights Advocate, and Farmer or Rancher (Bruskotter *et al* 2018). The responses were a 5-point Likert scale ('Not at all' to 'Very strongly'). We also asked participants to indicate their political ideology on a 7-point Likert scale from 'very liberal' to 'very conservative.' Similar single-item social identification measures have been shown to be reliable (Postmes *et al* 2013).
- The ten-item personality index, whose dimensions are openness to experience, conscientiousness, extraversion, agreeableness, and emotional stability (Gosling *et al* 2003).
- The moral relevance portion of the moral foundations questionnaire (MFQ, Graham *et al* 2011), which includes 15 items representing five dimensions (care, fairness, loyalty, authority, sanctity).

- A 7-item version of the Berlin Numeracy Test (Cokely *et al* 2012).

See appendix S1 (supporting information is available online at stacks.iop.org/ERL/15/014010/mmedia), for additional detail.

Data preparation

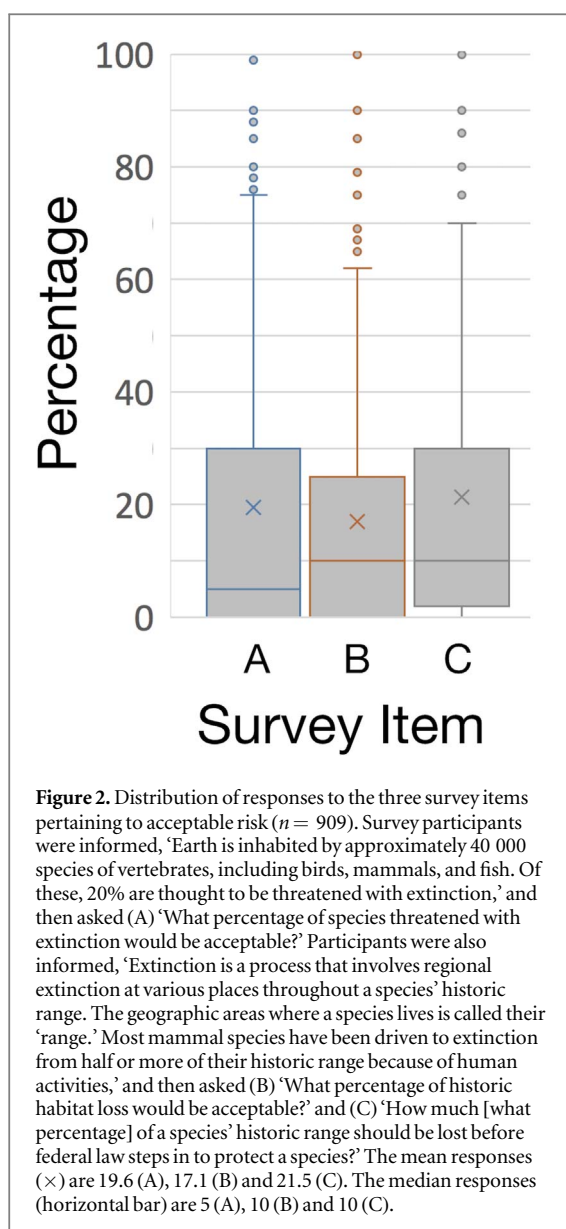
Following a common practice, we pooled the care and fairness dimensions of the MFQ into a single dimension (hereafter, *binding values*) and pooled the remaining three dimensions (*individualizing values*, Haidt and Graham 2007). We set *education* as a binary response (those with associate, bachelor, or graduate degree in one category and those with some college or less in another).

Of the 1050 survey participants, 909 provided sensible answers for all three items about acceptable risk (i.e. answers on the range [0, 100]). We randomly assigned each of those 909 observations into a test dataset ($n = 461$) to explore hypotheses or validation dataset ($n = 448$) to test refined hypotheses.

Analysis and results

Figure 2 presents the distribution of responses for the three survey items pertaining to acceptable risk (see legend of figure 2 for precise wording of each item). For these items, the median responses are between 5% and 10% and the upper quartile is between 25% and 30% (figure 2). Note that responses to survey item A of figure 2 may be subject to an anchoring effect, as that item included information that 20% of species are currently at risk. Survey item B (of figure 2) may also entail an anchoring effect inasmuch as that item included the information that 'most mammal species have been driven to extinction from half or more of their historic range because of human activities.' Whatever anchoring effect that information may have had is appropriate because we aimed to elicit responses in relationship to current conditions. Survey item C had no such anchor (except what have carried over from items A and B) as there is no definite current condition for the situation invoked by item C. These anchoring effects might raise concern about the internal reliability of those measure. However, that concern is allayed because Cronbach's alpha suggests that the ideas in the three survey items of figure 2 have good internal reliability ($\alpha = 0.80$; $n = 909$; see also appendix S2). We combined these three items into a single composite response.

Exploratory factor analysis of the social identity items suggested two groupings (appendix S3): (i) environmentalist, conservationist, and animal rights advocate; and (ii) property rights advocate, gun rights advocate, hunter, and farmer or rancher. To reduce the number of candidate predictors, we



analyzed three indicators of social identity: an average score for responses to the first grouping (hereafter, *animals-and-nature* identity), an average score for responses to the second grouping (hereafter, *guns-and-land* identity) and political identity. We included political identity separately given its importance in recent work (e.g. Feinberg and Willer 2013) and given that political identity was not strongly associated with either of the other two SI (see appendix S3).

Summary statistics for the candidate predictor variables are reported in the table of appendix S4. To explore the test dataset, we used an AIC-based stepwise regression algorithm, implemented with the `stepAIC` function from the `MASS` package in R. The results suggest that acceptable risk may be influenced by *knowledge*, social identity (*guns-and-land*), and a personality trait (*agreeableness*). Those predictors have p -values < 0.01 and appear in all three models that performed well ($\Delta AIC < 2$; table 1). The results also suggest that *extraversion*, *conscientiousness*, and *education*

may have weak relation to *acceptable risk*. Although the predictive ability of *education* on *acceptable risk* is small, it is plausibly an important predictor of *knowledge*. None of the models in table 1 include *numeracy*. Nevertheless, there is sufficient *a priori* reason to expect numeracy is related (perhaps distally) to *acceptable risk* (see Introduction).

Based on those regression results and continuing to use the test dataset as a basis for ad hoc data exploration, we used the `lavaan` package in R to build a path model, whose structure is like that depicted in figure 1, where social identity is represented by *guns-and-land* and personality is represented by *agreeableness*, *extraversion* and *conscientiousness*. Because neither dimension of MFQ appeared in table 1 we did not include those predictors in the path model. For this path model (hereafter Model A; figure 3(a)), $\chi^2 = 18.62$ ($p = 2 \times 10^{-3}$) and root mean squared error of approximation (RMSEA) = 0.08 (90% CI = [0.04, 0.12]). See appendix S5 for other measures of fit. For context, a non-significant χ^2 value and a RMSEA < 0.08 with a 90% CI including 0 and not exceeding 0.1 indicate acceptable fit (Kline 2010).

We also built Model B, which is like Model A, except the path from social identity to knowledge is reversed (in relationship to that depicted in figure 1). Model A fit better than Model B ($\chi^2 = 39.73$, $p < 10^{-4}$; RMSEA = 0.08, CI = [0.07, 0.11]). Nevertheless, Model A's fit is marginal. Thus, we built another path model like Model A, except that it excluded the personality traits. Measures of fit for this model (Model C) were good ($\chi^2 = 2.94$ [$p = 0.23$]; RMSEA = 0.03, 90% CI = [0.00–0.10]).

The models considered thus far assume (with limited evidence) that social identity influences knowledge, more so than the other way around. To evaluate the consequences of that assumption, we built an exploratory model (Model D) with the test dataset whose structure is identical to model C, except that assumes the arrow goes from *knowledge* to *guns-and-land*, rather than the other way around. Metrics of model fit were better for model C than for Model D (details in appendix S5). Additional details for these exploratory models, including diagrams and coefficients are given in appendix S5.

Having found a model that fits the test dataset well (i.e. Model C), we then moved to the second phase of analysis which is less exploratory, more prescribed and based on the validation dataset. In particular, we built a path model with the same structure as model C using the validation dataset. This model (Model E, figure 3) also has good fit ($\chi^2 = 0.62$ [$p = 0.74$]; RMSEA < 0.01 , 90% CI = [0.00, 0.07]).

The structure of Model E (figure 3) includes both a direct effect of *guns-and-land* on *acceptable risk* and an indirect effect (through *knowledge*). The combined magnitude of both effects is indicated by multiplying the coefficient for *guns-and-land* and *knowledge* (-0.17) by the coefficient for *knowledge* and *acceptable*

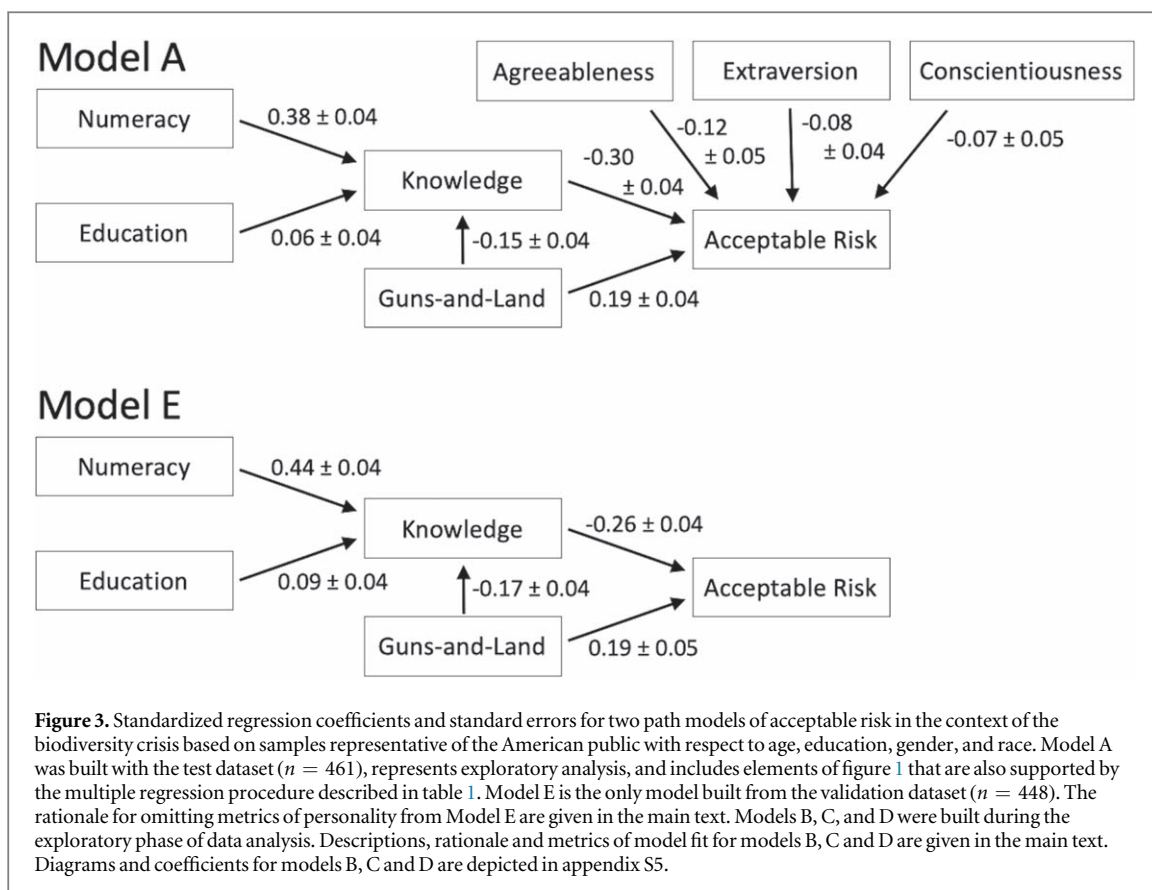


Table 1. Results of exploratory analysis on the test dataset ($n = 461$) using a forward stepwise regression. The candidate predictors for this analysis were scores of the knowledge scale (*knowledge*), Berlin Numeracy Test (*numeracy*), *animals-and-nature* social identity, *guns-and-land* social identity, political identity, *education*, binding values and individualizing values of the moral foundations questionnaire, and each of the five dimensions of the Big Five Personality Scale. Model 7 did not result from the stepwise procedure; we built it *post priori* to better understand the potential predictive ability of the variables in that model. Predictors significant at $\alpha = 0.05$ are marked with *, significant at $\alpha = 0.01$ are underscored, and significant at $\alpha = 10^{-3}$ are bold.

Model	AIC	Δ AIC	R^2	Predictors (coefficients \pm standard errors)
1	2764.5	31.1	0.14	Intercept (36.57 ± 2.27), knowledge (-2.78 ± 0.33)
2	2744.5	11.1	0.18	Intercept (24.61 ± 3.36), knowledge (-2.44 ± 0.33), guns-and-land (3.96 ± 0.84)
3	2736.5	3.1	0.19	Intercept (37.12 ± 5.18), knowledge (-2.24 ± 0.33), guns-and-land (3.63 ± 0.84), <u>agreeableness</u> (-2.61 ± 0.83)
4	2734.3	0.9	0.20	Intercept (42.99 ± 5.90), knowledge (-2.26 ± 0.33), guns-and-land (3.70 ± 0.83), <u>agreeableness</u> (-2.69 ± 0.83), extraversion (-1.45 ± 0.71)*
5	2733.8	0.4	0.21	Intercept (39.56 ± 6.28), knowledge (-2.32 ± 0.33), guns-and-land (3.63 ± 0.83), <u>agreeableness</u> (-2.61 ± 0.83), extraversion (-1.57 ± 0.71)*, education (2.93 ± 1.86)
6	2733.4	0	0.21	Intercept (42.07 ± 6.48), knowledge (-2.27 ± 0.33), guns-and-land (3.48 ± 0.84), agreeableness (-2.03 ± 0.91)*, extraversion (-1.36 ± 0.72), education (3.23 ± 1.87), conscientiousness (-1.28 ± 0.83)
7	2754.5	20.2	0.17	Intercept (44.07 ± 5.55), knowledge (-2.37 ± 0.36), animal-and-nature (1.64 ± 0.86), agreeableness (-2.98 ± 0.84), numeracy (-0.58 ± 0.71), politics (0.15 ± 0.54)

risk (-0.26) which represents the indirect effect of *guns-and-land* on *acceptable risk* (0.04); then add that product to the direct effect of *guns-and-land* on *acceptable risk* (0.19). Those calculations indicate that the total magnitude of *guns-and-land* on *acceptable risk* is 0.23 , which is comparable to the magnitude of *knowledge* (-0.26). Note that the relationship between *knowledge* and *numeracy* is stronger than *knowledge*'s relationship to *education* or *guns-and-land* (see lower panel of figure 3).

Discussion

Judgments about acceptable risk and acceptable loss in policies pertaining to the conservation of biodiversity may be influenced by law makers, policy makers, attitudes of the general public, and the common practice of experts. A common practice of experts was recently inferred by reviewing formal plans for recovering species protected by the ESA. Specifically, there has been a tendency for experts to consider a species

endangered if extinction risk exceeds 5% over 100 years (Doak *et al* 2015). For context, the background extinction risk is likely on the order of 0.1 extinctions per million species-years and anthropogenic influences have increased that rate by three orders of magnitude or more (Pimm *et al* 2014). A 5% risk of extinction over 100 years greatly exceeds the anthropogenic risk of extinction that is the biodiversity crisis and for which the ESA is intended to mitigate.

The legal definition of an endangered species, as provided by the ESA, is one ‘in danger of extinction throughout all or a significant portion of its range.’ The explicit reference to range was added when the ESA replaced its predecessor law (Vucetich *et al* 2006). The reference to range also comports with scientific knowledge that extinction risk over time frames relevant to the biodiversity crisis tends to increase beyond the natural background rate of extinction as geographic range is decreased (Cardillo *et al* 2005, Payne and Finnegan 2007).

As mentioned in the opening statement of the *Discussion*, policy can be influenced by experts, the law and policy maker’s interpretation of law. As such it is relevant that the ESA’s legal definition may be interpreted through policy developed by the US Fish and Wildlife Service (USFWS). The USFWS has promulgated, over the past decade and a half, several controversial policies interpreting the reference to range as meaning, roughly: if a species is not at risk of extinction (as judged by scientific experts), then it occupies all the range required by the ESA (USFWS 2014, Nelson *et al* 2016). Policies of the USFWS are subject to litigation at which point the judiciary may strike down a policy (or delisting decision) if deemed inconsistent with law. The judiciary has done so on several occasions, where the USFWS failed (according to the judiciary) to adequately account for a species’ range when deciding to delist (Enzler and Bruskotter 2009, Fitzgerald 2015).

The American public’s attitude about acceptable risk for species endangerment (figure 2) seems considerably lower than acceptable risk implied by the common practice of experts or USFWS policy. For example, three-quarters of respondents indicated that special protections are warranted for species that had lost 30% or more of their historic range (referring to item C in figure 2). It seems that American society (its decision-makers, experts and constituents) do not have a common understanding of what an endangered species is, especially for species with formerly widespread geographic ranges.

International implications

The results presented here highlight an elemental indeterminacy for understanding the very essence of conservation. A large share of conservation is focused—directly or indirectly—on reducing the number of endangered species. Advancing that goal requires an

adequate answer to the question, what is an endangered species? An endangered species is not adequately described as simply being at risk of extinction or at greater risk than non-endangered species. Rather, an endangered species is one whose condition has deteriorated to the point of deserving special protection. (Whether an endangered species actually gets special protection is a separate question.) What is that point of deterioration, marking the boundary between deserving special protection and not? To answer, ‘It depends on the species,’ is insufficient because that answer does not even touch the root concern.

The root concern is indicated by the results presented here. That is, insufficient consensus among experts, decision-makers and general publics about the general conditions that constitute endangerment, especially the normative influences on these conditions. While the specific results of this study pertain to the United States, the general concern very likely applies to many parts of the world. For example, the IUCN red list criteria do not address these concerns as they were designed explicitly as an objective categorization of species according to their being at greater or lesser risk, but not as a normative judgment about which species deserve special protections (Mace *et al* 2008, IUCN 2017, Vucetich and Nelson 2018).

Knowledge and identity

Judgments about what counts as endangerment are a synthesis of facts and values. As such, one might be concerned that the general public is insufficiently knowledgeable to make a meaningful judgment about conditions for which a species deserves special protections. While knowledge unquestionably influences such judgments (figure 3), high levels of knowledge do not remove the influence of values on such judgments (Karns *et al* 2018). For example, experts’ judgments concerning the endangerment status of grizzly bears in the Greater Yellowstone Ecosystem were best explained by social norms (i.e. whether they believed their peers thought bears should be listed) and values (Heeren *et al* 2017). An unpublished result from that study suggests experts’ norms and values may be driven by their social identity (i.e. norms and values were correlated with strengths to which experts self-identified with being a hunter [$|r|$ ’s > 0.4]). Consequently, the judgments of both experts and the general public are important to consider.

One might suppose that the distribution of responses in figure 2 would be shifted upward if respondents knew, for example, the cost of protecting endangered species. That concern is diminished by distinguishing two judgments: (i) conditions for which special protections are warranted and (ii) whether there are enough resources to offer those protections. This survey elicits attitudes about (i), not (ii). Moreover, the most relevant knowledge for (i) was given in the survey (see legend to figure 2) and

evaluated through the survey's knowledge items. Even people with the lowest knowledge had relatively low levels of risk tolerance: among participants scoring in the lowest decile on the knowledge scale, the median response for acceptable range loss was 18% (item B) and 18% (item C).

With respect to judgment (ii), the USFWS is not legally bound to spend resources it does not have and the USFWS has a process for prioritizing allocation of insufficient resources. Finally, distinguishing judgments (i) and (ii) is essential for the USFWS to make a case to the US Congress and the American people that more funds should be devoted recovering species given the number of species that warrant protection.

These results also support imperatives to better understand how education can influence environmental attitudes (Gifford and Sussman 2012), how people with particular SI respond to new information (Teel *et al* 2006, Sunstein *et al* 2016), and how policy can be formed by deliberative processes that attend conflict rooted to SI (Finley 2010, Fishkin 2018). And, while much attention has recently been given to research highlighting the explanatory power of political identity for a range of attitudes, care should be taken as to not presume political identity is always the most relevant among SI (Federico and Ekstrom 2018, Bruskotter *et al* 2019).

Finally and to recapitulate, the results also suggest that policy makers and experts accept greater risk with respect to protecting biodiversity than segments of the general public who tend to accept the greatest risk, i.e. the least informed and those with the strongest connection to SI associated with political lobbies opposed to the ESA. Better protection for endangered species in the United States may not be limited by attitudes of the general public so much as the politics of conservation policy, including relationships amongst scientific experts, policy makers, and lobbies for special interests (Bruskotter *et al* 2018).

Acknowledgments

We thank Elizabeth Veinott and Shane Mueller for advice about data analysis. We thank the Humane Society of the United States (HSUS) and Center for Biological Diversity (CBD) for funding the data collection. Survey design, data analysis and manuscript preparation were conducted without consulting HSUS or CBD. The study plan was approved by Michigan Technological University's Human Subjects Committee (IRB# M1508 [949408]).

Data

The data that support the findings of this study are openly available at: <https://doi.org/10.25412/iop.10247420.v1> and <https://doi.org/10.25412/iop.10247525.v1>.

ORCID iDs

Tom Offer-Westort  <https://orcid.org/0000-0001-6863-8199>

References

- Aipanjiguly S, Jacobson S K and Flamm R 2003 Conserving manatees: knowledge, attitudes, and intentions of boaters in Tampa Bay, Florida *Conserv. Biol.* **17** 1098–105
- Brick C and Lewis G J 2016 Unearthing the 'green' personality: core traits predict environmentally friendly behavior *Environ. Behav.* **48** 635–58
- Bruskotter J T, Dietsch A, Slagle K M, Brooks J and Nelson M P 2019 Conservationists' moral obligations toward wildlife: values and identity promote conservation conflict *Biol. Conserv.* **240** 108296
- Bruskotter J T, Vucetich J A and Berardo R 2018 Support for the Endangered Species Act remains high as Trump administration and Congress try to gut it. The Conversation 20 July 2018 (<https://theconversation.com/support-for-the-endangered-species-act-remains-high-as-trump-administration-and-congress-try-to-gut-it-95279>)
- Bruskotter J T, Vucetich J A, Enzler S, Treves A and Nelson M P 2014 Removing protections for wolves and the future of the US Endangered Species Act (1973) *Conserv. Lett.* **7** 401–7
- Bruskotter J T, Vucetich J A, Slagle K M, Berardo R, Singh A S and Wilson R S 2018 Support for the US Endangered Species Act over time and space: controversial species do not weaken public support for protective legislation *Conserv. Lett.* **11** e12595
- Cardillo M, Mace G M, Jones K E, Bielby J, Bininda-Emonds O R, Sechrest W, Orme C D and Purvis A 2005 Multiple causes of high extinction risk in large mammal species *Science* **309** 1239–41
- Ceballos G, Ehrlich P R and Dirzo R 2017 Biological annihilation via the ongoing sixth mass extinction signaled by vertebrate population losses and declines *Proc. Natl Acad. Sci.* **114** E6089–96
- Cokely E T, Feltz A, Ghazal S, Allan J N, Petrova D and Garcia-Retamero R 2018 26 Skilled decision theory: from intelligence to numeracy and expertise *The Cambridge Handbook of Expertise and Expert Performance* (Cambridge: Cambridge University Press) p 476
- Cokely E T, Galesic M, Schulz E, Ghazal S and Garcia-Retamero R 2012 Measuring risk literacy: the Berlin numeracy test *Judgment Decis. Making* **7** 25
- Cretois B, Linnell J D, Kaltenborn B P and Trouwborst A 2019 What form of human-wildlife coexistence is mandated by legislation? A comparative analysis of international and national instruments *Biodiversity Conserv.* **28** 1729–41
- Díaz-Sieffer P, Neaman A, Salgado E, Celis-Diez J L and Otto S 2015 Human-environment system knowledge: a correlate of pro-environmental behavior *Sustainability* **7** 15510–26
- Doak D F, Himes Boor G K, Bakker V J, Morris W F, Louthan A, Morrison S A, Stanley A and Crowder L B 2015 Recommendations for improving recovery criteria under the US Endangered species act *BioScience* **65** 189–99
- Enzler S A and Bruskotter J T 2009 Contested definitions of endangered species: the controversy regarding how to interpret the phrase 'A Significant Portion of a Species' Range' *Virginia Environ. Law J.* **27** 1–65
- Federico C M and Ekstrom P D 2018 The political self: How identity aligns preferences with epistemic needs *Psychol. Sci.* **29** 901–13
- Feinberg M and Willer R 2013 The moral roots of environmental attitudes *Psychol. Sci.* **24** 56–62
- Finley S A 2010 An identity-based understanding of intergroup conflict *Contemp. Justice Rev.* **13** 425–41

- Fishkin JS 2018 *Democracy When the People are Thinking: Revitalizing Our Politics Through Public Deliberation* (Oxford: Oxford University Press)
- Fitzgerald E A 2015 *Wolves, Courts, and Public Policy: The Children of the Night Return to the Northern Rocky Mountains* (New York: Lexington Books)
- Gifford R and Sussman R 2012 Environmental attitudes *The Oxford Handbook of Environmental and Conservation Psychology* pp 65–80
- Gosling SD, Rentfrow P J and Swann W B Jr 2003 A very brief measure of the big-five personality domains *J. Res. Personality* **37** 504–28
- Graham J, Nosek B A, Haidt J, Iyer R, Koleva S and Ditto P H 2011 Mapping the moral domain *J. Personality Soc. Psychol.* **101** 366–85
- Haidt J and Graham J 2007 When morality opposed justice: conservatives have moral intuitions that liberals may not recognize *Soc. Justice Res.* **20** 98–116
- Heeren A, Karns G, Bruskotter J, Toman E, Wilson R and Szarek H 2017 Expert judgment and uncertainty regarding the protection of imperiled species *Conserv. Biol.* **31** 657–65
- Hoffmann M *et al* 2010 The impact of conservation on the status of the world's vertebrates *Science* **330** 1503–9
- Hornsey M J 2008 Social identity theory and self-categorization theory: a historical review *Soc. Personality Psychol. Compass* **2** 204–22
- Hunter P R and Fewtrell L 2001 *Acceptable Risk. In Water Quality: Guidelines, Standards and Health. Risk assessment and Management for Water-Related Infectious Disease* (London: IWA Publishing) pp 207–28
- IUCN 2017 Guidelines for Using the IUCN Red List Categories and Criteria. Version 13. Prepared by the Standards and Petitions Subcommittee (<http://iucnredlist.org/documents/RedListGuidelines.pdf>)
- Jansson J and Dorrepaal E 2015 Personal norms for dealing with climate change: results from a survey using moral foundations theory *Sustain. Dev.* **23** 381–95
- Kahan D M, Peters E, Wittlin M, Slovic P, Ouellette L L, Braman D and Mandel G 2012 The polarizing impact of science literacy and numeracy on perceived climate change risks *Nat. Clim. Change* **2** 732–5
- Karns G R, Heeren A, Toman E L, Wilson R S, Szerek H K and Bruskotter J T 2018 Should grizzly bears be hunted or protected? Social and organizational affiliations influence scientific judgments *Can. Wildlife Biol. Manage.* **7** 19–30
- Kline R B 2010 *Principles and Practice of Structural equation Modeling* 3rd edn (New York: Guilford Press)
- Lute M L, Bump A and Gore M L 2014 Identity-driven differences in stakeholder concerns about hunting wolves *PLoS One* **9** e114460
- Mace G M, Collar N J, Gaston K J, Hilton-Taylor C, Akçakaya H R, Leader-Williams N, Milner-Gulland E J and Stuart S N 2008 Quantification of extinction risk: IUCN's system for classifying threatened species *Conserv. Biol.* **22** 1424–42
- Milfont T L and Sibley C G 2012 The big five personality traits and environmental engagement: associations at the individual and societal level *J. Environ. Psychol.* **32** 187–95
- Nelson M P, Vucetich J A and Bruskotter J T 2016 Ecological value and the US Endangered species act: comment on Waples *et al.* 2015 *Endangered Species Res.* **30** 187–90
- Paustenbach D J 2015 *Human and Ecological Risk Assessment: Theory and Practice* (New York: Wiley)
- Payne J L and Finnegan S 2007 The effect of geographic range on extinction risk during background and mass extinction *Proc. Natl Acad. Sci.* **104** 10506–11
- Pimm S L, Jenkins C N, Abell R, Brooks T M, Gittleman J L, Joppa L, Raven P M, Roberts C M and Sexton J O 2014 The biodiversity of species and their rates of extinction, distribution, and protection *Science* **344** 1246752
- Postmes T, Haslam S A and Jans L 2013 A single-item measure of social identification: Reliability, validity, and utility *Br. J. Soc. Psychol.* **52** 597–617
- Ray J C and Ginsberg J 1999 Endangered species legislation beyond the borders of the United States *Conserv. Biol.* **13** 956–8
- Sunstein C R, Bobadilla-Suarez S, Lazzaro S C and Sharot T 2016 How people update beliefs about climate change: good news and bad news *Cornell L. Rev.* **102** 1431
- Teel T L, Bright A D, Manfredo M J and Brooks J J 2006 Evidence of biased processing of natural resource-related information: a study of attitudes toward drilling for oil in the Arctic National Wildlife Refuge *Soc. Nat. Resour.* **19** 447–63
- United States 1973 Endangered Species Act of 1973 (Washington, DC: US Department of the Interior)
- USFWS 2014 Final Policy on Interpretation of the Phrase “Significant Portion of Its Range” in the Endangered Species Act’s Definitions of ‘Endangered Species’ and ‘Threatened Species’.” Federal Register 79: 37578–37612. (https://fws.gov/endangered/improving_ESA/pdf/20140602_SPR_FR.pdf)
- van Eeden L M, Newsome T M, Crowther M S, Dickman C R and Bruskotter J 2019 Social identity shapes support for management of wildlife and pests *Biol. Conserv.* **231** 167–73
- Vucetich J A and Nelson M P 2018 *Acceptable Risk of Extinction in the Context of Endangered Species Policy. In Philosophy and Public Policy* (New York: Rowman and Littlefield International) pp 81–103
- Vucetich J A, Nelson M P and Phillips M K 2006 The normative dimension and legal meaning of endangered and recovery in the US Endangered species act *Conserv. Biol.* **20** 1383–90
- Waples R S, Adams P B, Bohnsack J A and Taylor B L 2015 When is a species at risk in ‘all or a significant portion of its range?’ *Endangered Species Res.* **27** 189–92