



Gender Equality Index 2017: Spain

The Gender Equality Index 2017 examines the progress and challenges in achieving gender equality across the European Union from 2005 to 2015. Using a scale from 1 (full inequality) to 100 (full equality), it measures the differences between women and men in key domains of the EU policy framework (work, money, knowledge, time, power and health). The Index also measures violence against women and intersecting inequalities. These are satellite domains and are part of the framework of the Gender Equality Index, but do not have an impact on the overall score. Intersecting inequalities show how gender intersects with age, education, family composition, country of birth and disability. The Gender Equality Index provides results for each domain and sub-domain for the EU and its 28 Member States (¹).

Progress in gender equality in Spain, 2005-2015

In the Gender Equality Index 2017, Spain achieved a score of **68.3 out of 100**. This is slightly above the EU-28 score of 66.2. Progress is happening at a faster pace than in the EU on average. Spain's score has increased by 6.1 points. It is 11th in the EU, which represents a drop of two positions since 2005.

All the domain scores have increased.

The gender equality score in the domain of **health** is the highest in Spain and has slightly increased. It shows near-gender balance in access to medical and dental services.

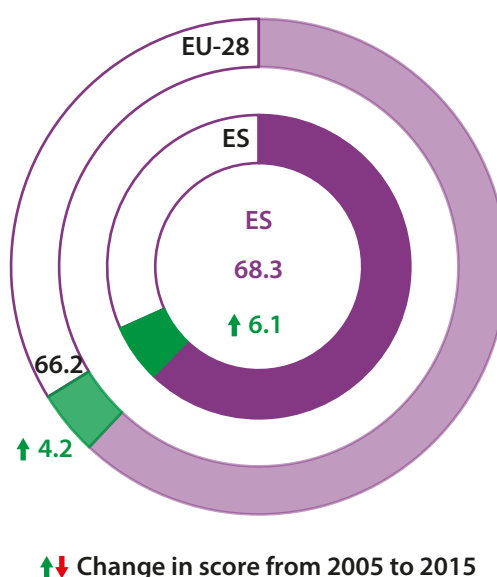
The biggest improvement took place in the domain of **power**. It has become significantly more gender equal, though its score has remained the lowest in Spain. Women's representation in decision-making positions in the economic sector has increased significantly, whereas it has decreased in the political sector. Spain's score in the political sub-domain is the 4th highest in the EU-28.

The score of the domain of **money** is the second highest in Spain. Although the score has slightly increased, Spain's rank dropped by three positions to 17th place due to some drawbacks in income distribution and in the rate of poverty.

The situation in the domain of **work** has improved, but continued gender segregation has impeded progress. Spain's score in the sub-domain of participation in the labour market ranks among the lowest in the EU-28.

In Spain, gender equality in the domain of **knowledge** has improved since 2005. As in the domain of work, gender segregation remains a relevant issue.

The score in the domain of **time** has also increased. Women are still doing most of the caring, educating, cooking, and cleaning, but gender gaps have decreased. On the other hand, the situation has stalled in relation to the gender division of the time allocated to social activities.



(¹) The Gender Equality Index 2017 is based on the data of Eurostat (Education statistics, EU Labour Force Survey, European Health Interview Survey, EU Statistics on Income and Living Conditions, Structure of Earnings Survey), of Eurofound (European Quality of Life Survey, European Working Conditions Survey), of EIGE's Gender Statistics Database (Women and Men in Decision-Making) and of the Fundamental Rights Agency's Violence Against Women survey. The year of reference is 2015 (2014 for data on intersecting inequalities). The age of the reference population for the indicators is either 15+, 16+ or 18+, depending on the source.

Work

In the domain of work, gender gaps in participation in the labour market have decreased, contributing to an improvement in the score.

The employment rate (20-64) is 56 % for women versus 68 % for men. The total employment rate is 62 %, which is lower than Spain's national Europe 2020 strategy (EU2020) target (74 %).


When the number of hours worked is taken into account, the full-time equivalent (FTE) employment rate of women is around 36 %, compared to 50 % for men. This rate has decreased for both women and men, especially for men.

Among couples with children, the FTE employment rate for women is 52 %, compared to 75 % for men. The gender gap is five times higher than that of couples without children.

The FTE employment rate increases as education levels rise.

Nearly 25 % of women work part-time, compared to 8 % of men. On average, women work 34 hours per week, compared to 40 hours for men. 5 % of working-age women versus 0.2 % of working-age men are either outside the labour market or work part-time due to care responsibilities.

Gender segregation in the labour market is a reality for both women and men. Nearly 23 % of women work in education, human health and social work activities (EHW), compared to 7 % of men. Nearly five times more men (28 %) than women (5 %) work in science, technology, engineering and mathematics (STEM) occupations.



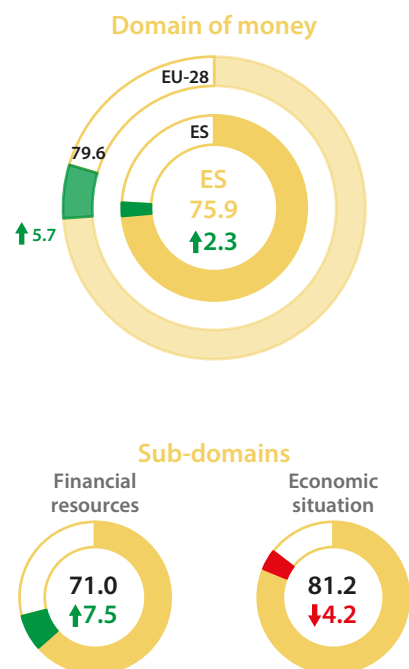
Money

The situation in the domain of money has slightly improved. Gender equality has improved in earning and income, but has worsened in poverty and distribution of wealth.

Mean monthly earnings of women and men have increased, but women continue to earn less than men. Women earn nearly 17 % less than men each month. The gender gap in earnings is bigger among elderly people (50 %), people with a medium level of education (36 %) and couples with children (27 %).

The population of women at risk of poverty has remained the same, whereas for men, it has increased. Approximately 20 % of women and men are at risk of poverty. Roughly 40 % of lone mothers and lone fathers are at risk of poverty. The higher a person's education level, the lower their risk of poverty. Nearly half of non-EU born women and more than half of non-EU born men are at risk of poverty.

Inequalities in income distribution have increased for both women and men. The gender pay gap is 15 % to the detriment of women. In 2012, women had lower pensions than men and the gender gap was 34 %. Both values are slightly lower than the EU-28 average (16 % and 38 %, respectively).



Knowledge

In the domain of knowledge the situation has improved.

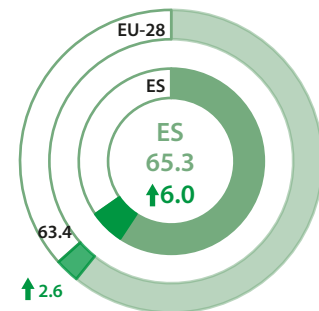
The number of tertiary graduates has increased, especially for women. The gender gap in tertiary educational attainment has reversed and now is to the detriment of men. Spain has almost reached its EU2020 target to have 44 % of people aged 30-34 obtain tertiary education.

Only 13 % of women and 17 % of men with disabilities have attained tertiary education, compared to 35 % of women and 30 % of men without disabilities.

The rate of participation in lifelong learning has slightly decreased for both women and men.

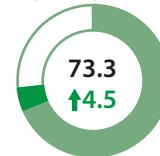
Gender segregation in study fields remains a challenge. 48 % of women tertiary students, compared to only 24 % of men, are concentrated in the fields of education, health and welfare, humanities and arts, which are traditionally seen as 'feminine'.

Domain of knowledge



Sub-domains

Attainment and participation



Segregation



Time

In the domain of time, the score has increased due to the progress in the division of time allocated to care activities. The greatest challenge remains the uneven division of time for social activities between women and men, and progress has stalled.

Women continue to do the bulk of caring for their family, but the gender gap has decreased. 56 % of women aged 25-49 have daily caring responsibilities for 1 hour or more, as opposed to 36 % of men in the same age group.

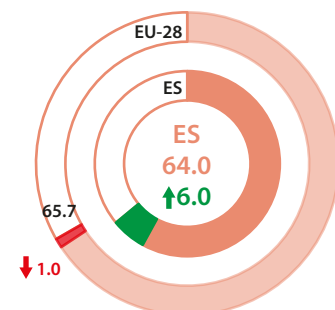
81 % of women in a couple with children take care of their family for 1 hour or more every day, compared to 73 % of men.

Twice as many women (85 %) than men (42 %) do cooking and housework every day for at least 1 hour. In couples with children the gender gap is smaller than in couples without children.

Inequality in time-sharing at home also extends to social activities. Men are more likely than women to participate in sporting, cultural, and leisure activities outside the home. Women participate slightly more in voluntary or charitable activities than men.

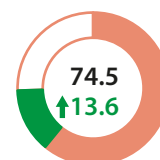
40 % of children under the age of three and 92 % of children between the age of three and school age are enrolled in childcare. Spain has met both 'Barcelona targets', which are to have at least 33 % of children below the age of three in childcare and 90 % of children between the age of three and school age in childcare.

Domain of time

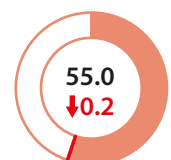


Sub-domains

Care activities



Social activities



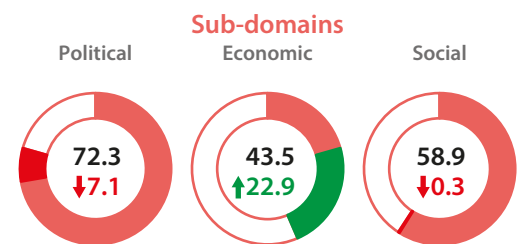
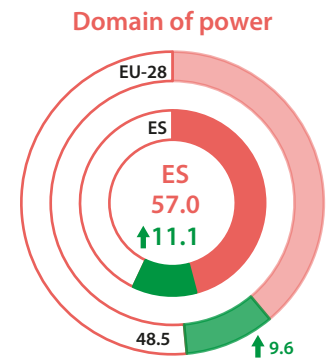
Power

The score in the domain of power has shown a marked increase due to considerable improvement in the sub-domain of economic power. On the other hand, this domain is Spain's lowest Index score.

The representation of women on the corporate boards of publicly listed companies has increased nearly fivefold to reach 18 %. On the board of the central bank, the share of women has increased by 10 percentage points (p.p.) and reached 27 %.

The share of women ministers has decreased (from 48 % to 29 %). Conversely, the share of women in parliament has increased by 7 p.p. to 38 %.

44 % of board members of research funding organisations and 33 % of board members of publicly owned broadcasting organisations are women. The gender gap in decision-making in sport is higher — women comprise just 13 % of members of the highest decision-making bodies of national Olympic sport organisations.



Health

The slight improvement in the health domain is driven by improved and relatively gender-equal access to health services, self-perceived health and life expectancy.

99 % of women and men are able to meet their medical needs and approximately 94 % their dental needs.

The number of healthy life years remains the same for both women and men.


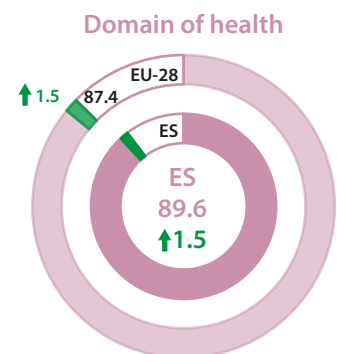
Life expectancy has increased for both women and men. Women on average live 6 years longer than men.

75 % of men and 70 % of women rate their health as 'good' or 'very good'.

Compared to single men, single women are less likely to rate their health positively (71 % and 50 %, respectively). This is also the case among women and men with a low level of education (55 % and 68 %, respectively) and elderly people (34 % and 48 %, respectively).

38 % of men smoke and/or drink excessively, compared to around 24 % of women.

More men than women engage in healthy behaviour (doing physical activities and/or consuming fruit and vegetables).

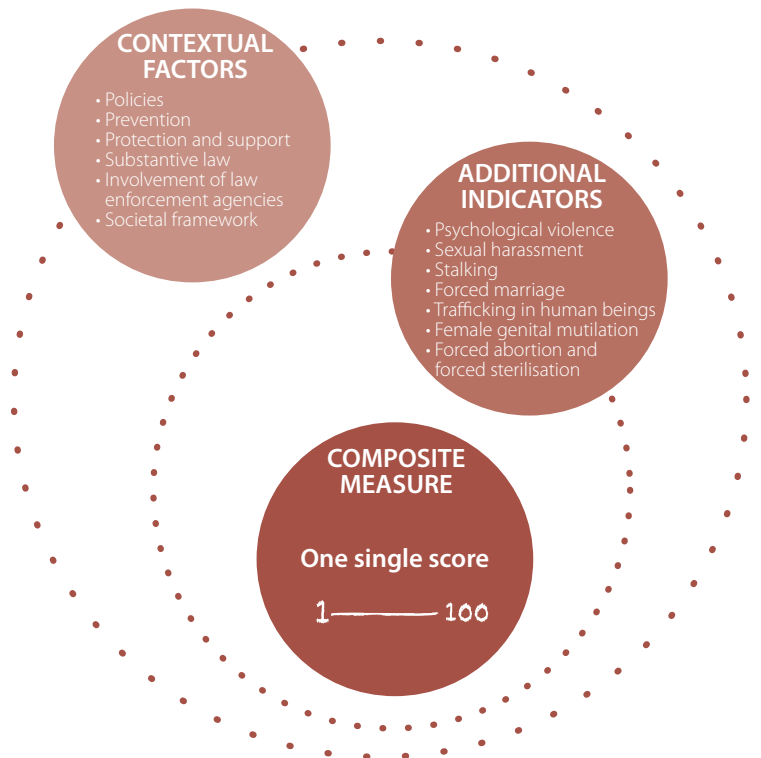


Violence

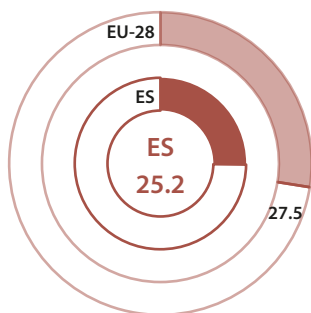
Violence against women is included in the Gender Equality Index as a satellite domain. This means that the scores of the domain of violence do not have an impact on the final score of the Gender Equality Index. From a statistical perspective, the domain of violence does not measure gaps between women and men as core domains do. Rather, it measures and analyses women's experiences of violence. Unlike other domains, the overall objective is not to reduce the gaps of violence between women and men, but to eradicate violence completely.

A high score in the Gender Equality Index means a country is close to achieving a gender-equal society. However, in the domain of violence, the higher the score, the more serious the phenomenon of violence against women in the country is. On a scale of 1 to 100, 1 represents a situation where violence is non-existent and 100 represents a situation where violence against women is extremely common, highly severe and not disclosed. The best-performing country is therefore the one with the lowest score.

Measurement framework of the domain of violence



Domain of violence



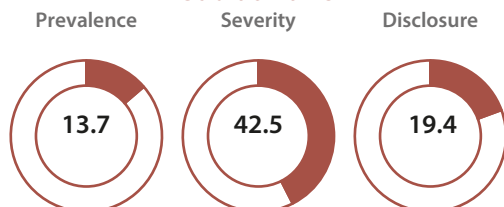
Spain's score for the domain of violence is 25.2, which is slightly lower than the EU average.

In Spain, 22 % of women have experienced physical and/or sexual violence at least once since the age of 15. This is lower than the EU-28 average of 33 %.

19 % of women who have experienced physical or sexual violence by any perpetrator in the past 12 months have not told anyone. This is above the EU-28 average of 13 %.

At the societal level, violence against women costs Spain an estimated EUR 21 billion per year through lost economic output, service utilisation and personal costs ⁽²⁾.

Sub-domains

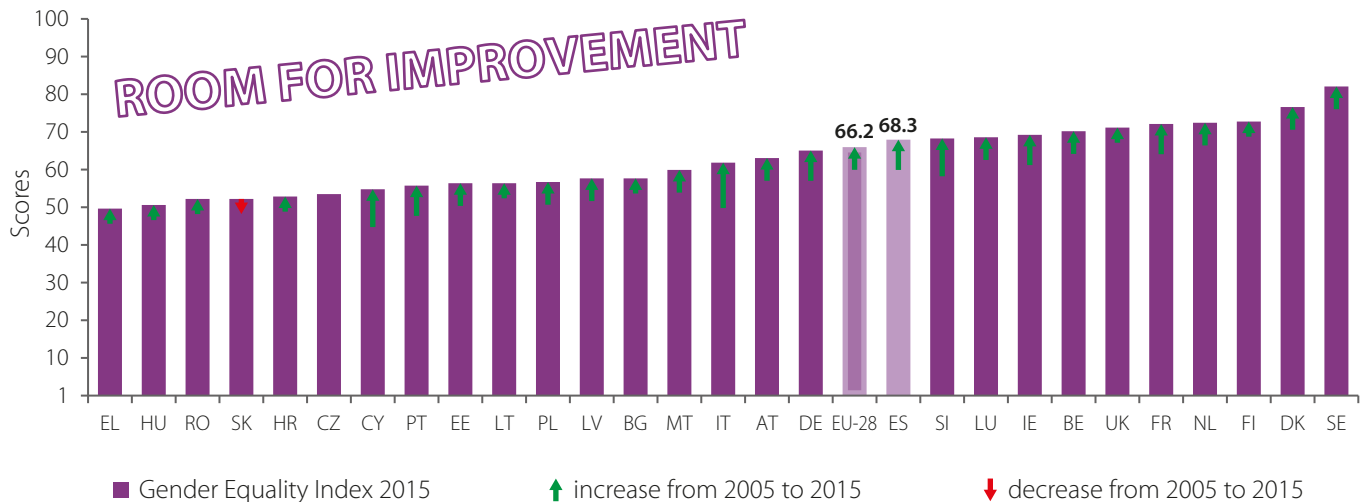


The domain of violence is made up of three sub-domains: **prevalence**, which measures how often violence against women occurs; **severity**, which measures the health consequences of violence; and **disclosure**, which measures the reporting of violence.

⁽²⁾ This is an exercise done at EU level to estimate the costs of the three major dimensions: services, lost economic output and pain and suffering of the victims. The estimates were extrapolated to the EU from a United Kingdom case study, based on population size. EIGE, *Estimating the costs of gender-based violence in the European Union*, Publications Office of the European Union, Luxembourg, 2014, p. 142 (available at: <http://eige.europa.eu/sites/default/files/documents/MH0414745EN2.pdf>).

Unique features and benefits of the Gender Equality Index 2017

Results show that Spain's Gender Equality Index score is slightly above the EU-28 average, with considerable room for improvement, especially in the domain of power. In order to reach full gender equality, a more targeted and holistic approach is needed.



The Gender Equality Index:

- monitors progress in gender equality across the EU and over time;
- supports decision-makers in assessing how far Member States are from reaching gender equality;
- shows the different outcomes of EU and national policies for women and men;
- allows for meaningful gender analysis and comparison between different policy areas;
- supports the development and implementation of gender equality policies and legislation;
- increases awareness among decision-makers and the public of progress and challenges in implementing gender equality policies;
- highlights data gaps and calls for harmonised and comparable data that are sex disaggregated and available for all Member States.

Read more about the Gender Equality Index 2017

- Main report (2017)
- Main findings (2017)
- A snail's pace towards gender equality: factsheet (2017)
- Methodological report (2017)
- Measurement framework of violence against women (2017)
- Intersecting inequalities (forthcoming)

Explore the Gender Equality Index and the full data for Spain at <http://eige.europa.eu/gender-equality-index>

European Institute for Gender Equality

The European Institute for Gender Equality (EIGE) is the EU knowledge centre on gender equality. EIGE supports policymakers and all relevant institutions in their efforts to make equality between women and men a reality for all Europeans by providing them with specific expertise and comparable and reliable data on gender equality in Europe.

© European Institute for Gender Equality, 2018
Reproduction is authorised provided the source is acknowledged.



European Institute for Gender Equality
Gedimino pr. 16
LT-01103 Vilnius
LITHUANIA

Contact details

<http://eige.europa.eu/>

facebook.com/eige.europa.eu

twitter.com/eurogender

youtube.com/user/eurogender

eige.sec@eige.europa.eu

+370 52157444

Paper: MH-04-18-184-EN-C 978-92-9470-435-1 10.2839/253371
PDF: MH-04-18-184-EN-N 978-92-9470-436-8 10.2839/429537