

Singapore Management University

Institutional Knowledge at Singapore Management University

Research Collection School Of Information Systems

School of Information Systems

6-2018

On-demand deep model compression for mobile devices: A usage-driven model selection framework

Sicong LIU

Yingyan LIN

Zimu ZHOU

Singapore Management University, zimuzhou@smu.edu.sg

Kaiming NAN

Hui LIU

See next page for additional authors

Follow this and additional works at: https://ink.library.smu.edu.sg/sis_research



Part of the [Software Engineering Commons](#)

Citation

LIU, Sicong; LIN, Yingyan; ZHOU, Zimu; NAN, Kaiming; LIU, Hui; and DU, Junzhao. On-demand deep model compression for mobile devices: A usage-driven model selection framework. (2018). *MobiSys '18: Proceedings of the 16th Annual International Conference on Mobile Systems, Applications, and Services, Munich, Germany, June 10-15*. 389-400. Research Collection School Of Information Systems. Available at: https://ink.library.smu.edu.sg/sis_research/4734

This Conference Proceeding Article is brought to you for free and open access by the School of Information Systems at Institutional Knowledge at Singapore Management University. It has been accepted for inclusion in Research Collection School Of Information Systems by an authorized administrator of Institutional Knowledge at Singapore Management University. For more information, please email libIR@smu.edu.sg.

Author

Sicong LIU, Yingyan LIN, Zimu ZHOU, Kaiming NAN, Hui LIU, and Junzhao DU

On-Demand Deep Model Compression for Mobile Devices: A Usage-Driven Model Selection Framework

Sicong Liu
Xidian University
scliu007@gmail.com

Yingyan Lin
Rice University
yingyan.lin@rice.edu

Zimu Zhou
ETH Zurich
zzhou@tik.ee.ethz.ch

Kaiming Nan
Xidian University
nankaiming@stu.xidian.edu.cn

Hui Liu
Xidian University
liuhui@xidian.edu.cn

Junzhao Du
Xidian University
dujz@xidian.edu.cn

ABSTRACT

Recent research has demonstrated the potential of deploying deep neural networks (DNNs) on resource-constrained mobile platforms by trimming down the network complexity using different compression techniques. The current practice only investigate stand-alone compression schemes even though each compression technique may be well suited only for certain types of DNN layers. Also, these compression techniques are optimized merely for the inference accuracy of DNNs, without explicitly considering other application-driven system performance (e.g. latency and energy cost) and the varying resource availabilities across platforms (e.g. storage and processing capability). In this paper, we explore the desirable trade-off between performance and resource constraints by user-specified needs, from a holistic system-level viewpoint. Specifically, we develop a usage-driven selection framework, referred to as AdaDeep, to automatically select a combination of compression techniques for a given DNN, that will lead to an optimal balance between user-specified performance goals and resource constraints. With an extensive evaluation on five public datasets and across twelve mobile devices, experimental results show that AdaDeep enables up to 9.8× latency reduction, 4.3× energy efficiency improvement, and 38× storage reduction in DNNs while incurring negligible accuracy loss. AdaDeep also uncovers multiple effective combinations of compression techniques unexplored in existing literature.

CCS CONCEPTS

• **Human-centered computing** → **Ubiquitous and mobile computing systems and tools**;

KEYWORDS

deep learning; model compression; deep reinforcement learning

ACM Reference Format:

Sicong Liu, Yingyan Lin, Zimu Zhou, Kaiming Nan, Hui Liu, and Junzhao Du. 2018. On-Demand Deep Model Compression for Mobile Devices: A

Permission to make digital or hard copies of all or part of this work for personal or classroom use is granted without fee provided that copies are not made or distributed for profit or commercial advantage and that copies bear this notice and the full citation on the first page. Copyrights for components of this work owned by others than ACM must be honored. Abstracting with credit is permitted. To copy otherwise, or republish, to post on servers or to redistribute to lists, requires prior specific permission and/or a fee. Request permissions from permissions@acm.org.

MobiSys'18, June 10–15, 2018, Munich, Germany

© 2018 Association for Computing Machinery.

ACM ISBN 978-1-4503-5720-3/18/06...\$15.00

<https://doi.org/https://doi.org/10.1145/3210240.3210337>

Usage-Driven Model Selection Framework. In *Proceedings of MobiSys'18*. ACM, New York, NY, USA, 12 pages. <https://doi.org/https://doi.org/10.1145/3210240.3210337>

1 INTRODUCTION

There is a growing trend to bring machine learning, especially deep neural networks (DNNs) powered intelligence to mobile devices. Many smartphones and handheld devices are integrated with intelligent user interfaces and applications such as hand-input recognition (e.g. iType[30]), speech-based assistants (e.g. Siri), face recognition enabled phone-unlock (e.g. FaceID). New development frameworks targeted at mobile devices have also been launched (e.g. TensorFlow Lite) to encourage novel DNN-based mobile applications. In addition to smartphones, DNNs are also expected to execute locally on a wider range of mobile and IoT devices, such as wearables[34] (e.g. Fitbit wristbands) and smart home infrastructure (e.g. Amazon Echo). The diverse applications and the various mobile platforms raise a challenge for DNN developers and users: *How to generate the DNN that meet the application performance requirements on the target resource-constrained mobile platforms?*

Generating DNNs for mobile platforms is non-trivial because many successful DNNs are computationally intensive while mobile devices are usually limited in computation, storage and power. For example, LeNet [29], a popular DNN for digit classification, has 60k weight and 341k multiply-accumulate operations (MACs) per image. AlexNet [23], one of the most famous DNNs for image classification, requires 61M weights and 724M MACs to process a single image. It can become prohibitive to download applications powered by those DNNs to local devices. These DNN-based applications also drain the battery easily if executed frequently.

In view of those challenges, DNN compression has been widely investigated to reduce the precision of weights and the number of operations during or after DNN training so as to shrink the computation and the size of the original DNNs while remaining the desired accuracy [41]. Various DNN compression techniques have been proposed, including weight compression [6] [16] [25], convolution decomposition [7] [18] [32], and special layer architectures [20] [31]. However, there are two major problems in existing DNN compression techniques.

- Most DNN compression techniques aim to provide a one-for-all solution without considering the application performance requirements and the platform resource constraints. A single

Prof. Junzhao Du is the corresponding author.

compression technique may not suffice to meet the diverse user demands on the generated DNNs. DNN compression techniques should be selected *on-demand*, i.e., adapt to the requirements and constraints on accuracy, latency, storage, and energy imposed by developers and the target platform.

- Most combinations of DNN compression techniques are *manually* selected while the selection criteria remain a black-box to end developers. An *automatic* compression framework that allow user-defined criteria will benefit the development of DNN-powered mobile applications.

In this paper, we propose AdaDeep, a framework that automatically selects a combination of DNN compression techniques to adapt to user-specified performance requirements and platform-imposed resource constraints on accuracy, latency, storage and energy consumption. We define DNN compression techniques as a new high-level hyper-parameter of DNNs. To model various user demands, we formulate the tuning of DNN compression as a constrained hyperparameter optimization problem. Due to the large numbers of combinations of DNN compression techniques and the varying resource constraints, it is intractable to obtain a closed-form solution to the optimization problem. Inspired by the emerging trend to automate the engineering process of deep model architectures [50] [51], AdaDeep designs a reinforcement learning based optimizer to *automatically* and *effectively* solve the constrained optimization problem. We implement AdaDeep with TensorFlow [14] and evaluate its performance over five different public benchmark datasets for DNNs on twelve different mobile devices. Evaluations show that AdaDeep enables a reduction of $2.1\times - 38\times$ in storage, $1.1\times - 19.8\times$ in latency, $1.5\times - 4.3\times$ in energy consumption, and $1.1\times - 9.8\times$ in computational cost, with a negligible accuracy loss ($< 2.1\%$) for various datasets, tasks, and mobile platforms.

The main contributions of this work are summarized as follows.

- To the best of our knowledge, this is the first work that integrates DNN compression into a hyperparameter tuning framework that aims to balance multiple user-defined requirements and platform resource requirements.
- We propose a reinforcement learning based optimizer to automatically select the best combination of DNN compression techniques. AdaDeep extends the automation of deep model architecture tuning to include DNN compression.
- Experiments show that the DNNs generated by AdaDeep achieve comparable performance to existing compression techniques under various user demands (datasets, tasks, and mobile platforms). AdaDeep also uncovers some combinations of compression techniques suitable for mobile platforms that have not been proposed in previous DNN compression works [6][20][31].

In the rest of this paper, we present an overview of AdaDeep in Section 2, formulate the user demands in terms of different metrics in Section 3, present the automatic optimizer in Section 4, and evaluate the performance of AdaDeep in Section 5. Finally we review related work in Section 6 and conclude this work in Section 7.

2 OVERVIEW

This section presents an overview of AdaDeep. From a system-level viewpoint, AdaDeep automatically generates the most suitable

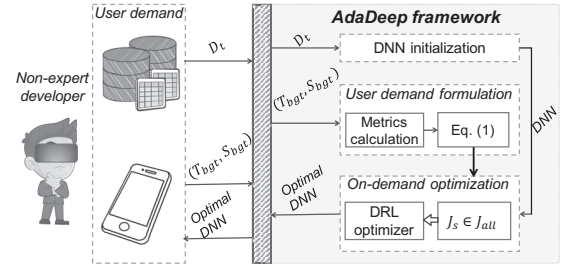


Figure 1: Block diagram of AdaDeep. Users e.g. DNN application developers, submit their system performance requirements and the resource constraints of the target platform to AdaDeep. Then AdaDeep automatically generates a DNN that balances these requirements and constraints.

compressed DNNs that meet the performance requirements and resource constraints imposed by end developers and the target mobile or embedded platforms.

AdaDeep consists of three functional blocks: *DNN initialization*, *user demand formulation*, and *on-demand optimization* (see Figure 1). The *DNN initialization* block selects an initial DNN model for the *on-demand optimization* block from a pool of state-of-the-art DNN models (see Section 5.1). The *user demand formulation* block calculates performance and resource constraints imposed by users (see Section 3), which are then input into the *on-demand optimization* block as the optimization goals and constraints. The *on-demand optimization* block takes the initial DNN model and the optimization constraints to automatically search for an optimal combination of DNN compression techniques that maximizes the system performance while satisfying the resource constraints (see Section 4).

Mathematically, AdaDeep aims to solve the following constrained optimization problem.

$$\begin{aligned} \underset{J_s \in J_{all}}{\operatorname{argmax}} \quad & \mu_1 N(A - A_{min}) + \mu_2 N(E_{max} - E) \\ \text{s.t.} \quad & T \leq T_{bgt}, \quad S \leq S_{bgt}, \end{aligned} \quad (1)$$

where A , E , T and S denote the measured accuracy, energy cost, latency and storage of a given DNN running on a specific mobile platform. User demands are expressed as a set of constraints on accuracy, energy, latency and storage. Specifically, A_{min} and E_{max} are the minimal accuracy and maximal energy acceptable by the user. The two constraints are combined by coefficients μ_1 and μ_2 . $N(x)$ is a normalization process, i.e., $N(x) = (x - x_{min}) / (x_{max} - x_{min})$ to transform accuracy and energy to the same scale. We denote T_{bgt} and S_{bgt} as the latency budget and the storage budget imposed by the target mobile platform. The accuracy A , energy cost E , latency T and storage S are determined by the DNN architecture as well as the target mobile platform. These variables can be tuned by applying different combinations of DNN compression techniques. The goal of AdaDeep is to select the best combination of compression techniques J_s from the set of all possible combinations J_{all} that satisfies the performance requirements and resource constraints.

We maximize the accuracy A because it is the most important performance metric for a DNN. We minimize E but only constrain

S within a threshold because mobile devices are usually battery-powered and many applications require continuous inference from deep models. That is, energy efficiency is in general more important than storage for mobile applications. We do not minimize T but limit it within a threshold because the T of many DNNs is acceptable (in the order of millisecond [26]).

Technically, AdaDeep faces two challenges.

- It is non-trivial to derive the accuracy A , energy cost E , latency T and storage S of a DNN. For example, there is still no universal consensus on the estimation models on energy consumption of DNNs on mobile devices. In Section 3, AdaDeep proposes a systematic way to calculate these variables and associates them to the parameters of a DNN and the given mobile platform. We apply the state-of-the-art estimation models and modify them to suite the software/hardware implementation considered in our work. Evaluations show that the models can achieve the same ranking as the measured one on the actual mobile device.
- It is intractable to obtain a closed-form solution to Eq.(1). AdaDeep employs deep reinforcement learning (DRL) based optimization to solve the problem (see Section 4). Although reinforcement learning is a well-known optimization technique, its combination with deep learning (*i.e.*, DRL) and its applications in automatic deep neural network architecture optimization is emerging [50]. We follow this trend and apply a novel DRL structure in the context of automatic DNN model compression for mobile devices.

3 USER DEMAND FORMULATION

This section describes how we formulate the user demand metrics, including accuracy A , energy cost E , latency T and storage S , in terms of DNN parameters and platform resource constraints. Such a systematic formulation enables AdaDeep to predict the most suitable *compressed* DNNs by user needs, *before* being deployed into various mobile devices.

Accuracy A . The inference accuracy is defined as

$$A = \text{prob}(\hat{d}_i = d_i), i \in D_{mb} \quad (2)$$

where \hat{d}_i and d_i denote the classifier decision and the true label, respectively, and D_{mb} stands for the sample set in the corresponding mini-batch.

Storage S . We calculate the storage needed to run a DNN using the total number of bits associated with weights and activations:

$$S = S_f + S_p = |\mathcal{X}| B_a + |\mathcal{W}| B_w \quad (3)$$

where S_f and S_p denote the storage requirement for the activations and weights, \mathcal{X} and \mathcal{W} are the index sets of all activations and weights in the network, and B_a and B_w denote the precision of activations and weights, respectively. For example, $B_a = B_w = 32$ bits in TensorFlow [14].

Computational Cost C . We model the computational cost C of a DNN as the total number of multiply-accumulate (MAC) operations in the DNNs. For example, for a fixed-point convolution operation, the total number of MACs is a function of the weight

and activation precision as well as the size of the involved weight and activation vectors [45].

Latency T . The inference latency of a DNN executed in mobile devices strongly depends on the system architecture and memory hierarchy of the given device. We referred to the latency model in [45] which has been verified in hardware implementations. Specifically, the latency T is derived from a synchronous dataflow model, and is a function of the batch size, the storage and processing capability of the deployed device, as well as the complexity of the algorithms, *i.e.*, DNNs.

Energy Consumption E . The energy consumption of evaluating DNNs include computation cost E_c and memory access cost E_m . The former can be formulated as the total energy cost of the total MACs, *i.e.*, $E_c = \epsilon_1 C$, where ϵ_1 and C denote the energy cost per MAC operation and the total number of MACs, respectively. The latter depends on the storage scheme when executing DNNs on the given mobile device. We assume a memory scheme in which all the weights and activations are stored in a Cache and DRAM memory, respectively, as such a scheme has been shown to enable fast inference execution [8] [48][47]. Hence E can be modeled as:

$$E = E_c + E_m = \epsilon_1 C + \epsilon_2 S_p + \epsilon_3 S_f \quad (4)$$

where ϵ_2 and ϵ_3 denote the energy cost per bit when accessing the Cache and DRAM memory, respectively. To obtain the energy consumption, we refer to a energy model from state-of-the-art hardware implementation of DNNs in [48], where the energy cost of accessing the Cache and DRAM memory normalized to that of a MAC operation is claimed to be 6 and 200, respectively. Accordingly:

$$E = \epsilon_1 \cdot C + 6 \cdot \epsilon_1 \cdot S_p + 200 \cdot \epsilon_1 \cdot S_f \quad (5)$$

where ϵ_1 is measured to be 52.8 pJ for mobile devices.

Summary. The user demand metrics (accuracy A , storage S , latency T and energy cost E) can be formulated with parameters of DNNs (*e.g.* the number of MAC operations C , the index sets of all activations \mathcal{X} and weights \mathcal{W}) and platform-dependent parameters (*e.g.* the energy cost per bit). The parameters of DNNs are tunable via various DNN compression techniques. Different mobile platforms may differ in platform parameters and resource constraints. Hence it is desirable to *automatically* select appropriate compression techniques to optimize the performance requirements and resource constraints for each application and mobile platform.

Note that it is difficult to precisely model certain user demand metrics *e.g.* energy consumption since they are tightly coupled with the underlying hardware and may change from device to device. However, the ranking of the estimated costs of the DNNs derived by the models above is consistent with the ranking of the actual costs of these DNNs measured on mobile devices. As will be introduced in the next section, the proposed AdaDeep framework is generic and more advanced metric estimation models can be easily integrated.

4 ON-DEMAND OPTIMIZATION USING DEEP REINFORCEMENT LEARNING

We leverage deep reinforcement learning (DRL) to solve the optimization in Eq.(1). Specifically, a DQN is employed to learn the automatic agent for selection of hyper-parameters as well as compression techniques, to maximize the performance benefits (*i.e.*, A

and E) while satisfying users' demands on the cost constraints (*i.e.*, S and T). Figure 2 shows the DRL optimizer designed for AdaDeep.

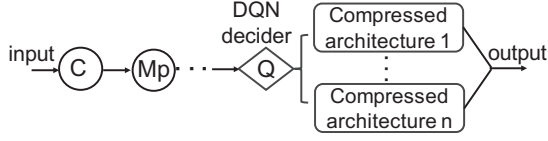


Figure 2: The proposed DRL optimizer for Eq.(1). It takes performance requirements and cost constraints as input, automatically selects compression techniques as well as other hyperparameters, and outputs an optimally compressed neural network. C , Mp and Q stand for the conv layer, the max-pooling layer and the DQN based optimizer, respectively.

4.1 Basics for DRL and DQN

Reinforcement learning refers to a machine learning paradigm that learns an optimal policy, by trail and error, for sequential decision making problems [35]. The environment is typically formulated as a Markov decision process (MDP) and the reinforcement learning has been recently combined with deep learning, also known as deep reinforcement learning (DRL) to handle complex input, action and rewards to learn an agent.

In the literature of MDP and DRL, a *policy* π refers to a specific mapping from the *state* o to the *action* a . A reward function $R(o, o', s)$ returns the gain when transitioning to state o' after taking action a in state o . Given a state o , an action a and a policy π , the action-value (a.k.a. the Q function) of the pair (o, a) under π is defined by the *action-value*, which defines the expected future discounted reward for taking action a in state o and then following policy π thereafter. A deep Q-network (DQN) iteratively improves its Q -function estimate by taking actions in the environment, observing the reward and next state, and updating the estimate. DQN has the proven capability to find the optimal policy for any finite MDP [35]. Once a DQN is learned, the optimal policy for each state o can be decided by selecting a with the highest Q -value. Table 1 explains the contextual definitions of DQN terms in our compression problem.

We propose to adopt DQN for automatic DNN model compression in AdaDeep for the following reasons.

- DQN can implement automatic decision based on the dynamically detected performance and cost metrics.
- The DQN-controller, which is also a neural network architecture, is suited for the feed-forward and back-propagation when training the target regular DNN. The DQN's output is a decision signal that controls which compressed models are selected and combined. In other words, the regular DNN and the DQN can be trained jointly end-to-end [33].
- DRL is suited for non-linear and non-differentiable optimization. Also, within the framework of DQN, we can add some more new compression techniques by simply adding branch sub-networks (optional actions), and figure out the function of the complex optimization problem's input and results by the DQN mapping. Therefore a DQN-based optimizer provide both capability and flexibility in DNN compression.

To apply DQN in DNN compression, we need to (*i*) carefully design a reward function to utilize DQN to solve a constrained optimization problem; and (*ii*) design a DQN structure with tractable computation complexity. In this work we propose a novel DQN based optimizer for Eq.(1), which separates the reward of performance gain and constraint satisfaction into two streams by two parallel parts in the dueling DQN structure [46].

4.2 Design of Reward Function in AdaDeep

To define the reward function R to optimize Eq.(1), a common approach is to use the Lagrangian Multiplier function [21] to first convert the constrained formulation into an unconstrained one:

$$R = [\mu_1 \text{Norm}(A - A_{min}) + \mu_2 \text{Norm}(E_{max} - E) + \mu_3 \text{Norm}(T_{bgt} - \frac{C}{P}) + \mu_4 \text{Norm}(S_{Cache} - S_p)] \quad (6)$$

where μ_1, μ_2, μ_3 and μ_4 are the Lagrangian multipliers. It merges the objective (*e.g.* accuracy, energy) and the constraint satisfaction (how well the latency and storage usages meet budget requirement). However, maximizing Eq.(6) rather than Eq.(1) can cause ambiguity, in the sense that the following two situations may lead to the same objective values and are thus indistinguishable: (*i*) poor accuracy and energy performance, with low latency/storage usage; and (*ii*) high accuracy and energy performance, with high latency/storage usage. Such ambiguity can easily result in a compressed DNN that exceeds the latency/storage usage defined by end developers.

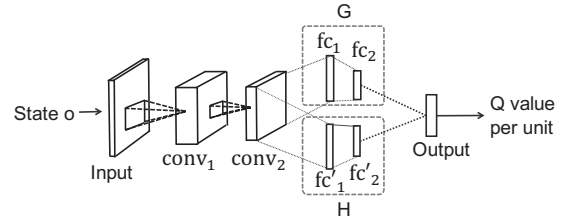


Figure 3: Architecture of dueling DQN adopted by AdaDeep. The rewards of performance gain G and constraint satisfaction H are separated to keep the computational load of the optimization tractable.

To avoid such ambiguity, we define two loss functions for the objective gain and for the constraint satisfaction, respectively. We adopt a dueling DQN architecture [46], which separates the state-action value function and the state-action advantage function (see Figure 3) into two parallel streams. The two stream share the convolutional (conv) layers with parameters ω which learn the representations of state, but are followed by two separate columns to generate state-action objective gain value G with weight parameter β , and the state-action constraint satisfaction value H with weight parameter η , respectively. The two columns are then aggregated to output an single state-action value Q . We define a novel Q value:

$$Q(o, a; \omega, \beta, \eta) = G(o, a; \omega, \beta) + H(o, a; \omega, \eta) \quad (7)$$

Table 1: DQN terms explained in the context of DNN compression.

DQN Terms	Contextual Meanings for DNN compression
State $o \sim Os$	Input feature size to DRL
Action $a \sim As$	Selectable combinations of compression techniques
Reward function R	Optimization gain G & constraints satisfaction H
Q value = $\gamma \sum R$	Potential optimization gain & constraints satisfaction
Training loss function	Difference between true Q value with the estimated Q value of DQN

The network G and H comes with their corresponding reward functions R_1 and R_2 :

$$R_1 = \mu_1 \text{Norm}(A - A_{min}) - \mu_2 \text{Norm}(E_{max} - E)$$

$$R_2 = \mu_3 \text{Norm}(T_{bgt} - \frac{C}{P}) + \mu_4 \text{Norm}(S_{Cache} - S_p) \quad (8)$$

After taking an action, we can observe the reward R_1 for G , and R_2 for H . Their interaction and balance guide the selection process.

Algorithm 1: DRL Optimizer Algorithm

Input: D_t , Budgets, $a \sim As$

Output: $DNN_{optimal}$

- 1 Initialize Os , As , DNN ;
 - 2 Initialize DQN's predict Q with random ω, β, η ;
 - 3 Initialize DQN's target \bar{Q} with weights $\bar{\omega}, \bar{\beta}, \bar{\eta}$;
 - 4 **for** episode in range(1000) **do**
 - 5 Select a_t for o_t by Q value (ϵ - greedy) and observe R_t ;
 - 6 Store (o_t, a_t, R_t, o_{t+1}) in reply memory Λ ;
 - 7 $Q_{tgt_t} = R_1 + R_2 + \gamma Q(o', \arg \max Q(o', a'; \omega_i, \beta_i, \eta_i); \bar{\omega}, \bar{\beta}, \bar{\eta})$;
 - 8 Perform greedy descent iteratively to tune DQN's ω on loss of random mini-batches replay:
 $L(\omega) = \mathbb{E}_{(o, a, R, o') \sim \Lambda} [(Q_{tgt_t} - Q(o, a; \omega_i, \beta_i, \eta_i))^2]$; Every num steps reset $Q_{tgt_t} = Q$;
 - 9 **end**
-

4.3 Design of DRL Optimizer in AdaDeep

The proposed DRL optimizer based on DQN is outline in Algorithm 1. We select random action with probability ϵ and select the action with largest Q value by $1 - \epsilon$ probability ($\epsilon = 0.001$ by default). To build a DQN with weight parameters ω, β and η , we optimize the following loss function at iteration i to update $Q(o, a; \omega_i, \beta_i, \eta_i)$.

$$L(\omega_i) = \mathbb{E}_{(o, a, R, o') \sim \Lambda} [(Q_{tgt_t} - Q(o, a; \omega_i, \beta_i, \eta_i))^2] \quad (9)$$

with the frozen Q value learned by target network [43]:

$$Q_{tgt_t} = R_1 + R_2 + \gamma Q(o', \arg \max Q(o', a'; \omega_i, \beta_i, \eta_i); \bar{\omega}, \bar{\beta}, \bar{\eta}) \quad (10)$$

We adopt the standard DQN training techniques [46] and use the update rule of SARSA [44] with the assumption that future rewards are discounted by a factor γ [35] of the default value 0.01. The DQN is further trained with random samples from reply memory Λ to increase the efficiency of experience replaying.

Note that since DRL-based optimization is still heuristic, the proposed optimizer in AdaDeep cannot theoretically guarantee a

global optimal solution. However, as we will show in the evaluations, the DRL-based optimizer outperforms exhaustive or greedy approaches in terms of the performance of the compressed DNNs.

5 EVALUATION

This section presents the evaluations of AdaDeep across various recognition tasks and mobile platforms.

5.1 Experiment Setup

We first present the settings for our evaluation.

Implementation. We implement AdaDeep with TensorFlow [14] in Python. The *compressed* DNNs generated by AdaDeep are then loaded into the target platforms and evaluated as Android projects executed in Java. Specifically, AdaDeep selects an initial DNN from a pool of three state-of-the-art DNN models, including LeNet [29], AlexNet [23], and VGG [37], according to the size of samples in D_t . For example, LeNet is selected when the sample size is smaller than 28×28 , otherwise AlexNet or VGG is chosen. Standard training techniques, such as stochastic gradient descent (SGD) and Adam [22], are used to obtain weights for the DNNs.

Evaluation applications and datasets. To evaluate the performance of the proposed AdaDeep, five commonly used mobile applications are considered, for which the corresponding benchmark datasets are summarized in Table 2. Specifically, AdaDeep is evaluated for hand-written digit recognition (D_1 : MNIST [28]), image classification (D_2 : Cifar10 [24] and D_3 : ImageNet [9]), audio sensing application (D_4 : UbiSound [36]), and activity recognition (D_5 : Har [42]). According to the sample size (see Table 2), LeNet [29] is selected as the initial DNN for D_1, D_2, D_4 and D_5 , while AlexNet [23] and VGG-16 [37] are chosen for D_3 .

Mobile platforms for evaluation. We evaluate AdaDeep on twelve commonly used mobile platforms, including six smartphones, two wearable devices, two development boards and two smart home devices, which are equipped with varied processors, storage and battery capacity as elaborated in Table 3.

5.2 Layer Compression Technique Benchmark

In our experiment, the first step is to study the performance differences of the state-of-the-art DNN compression techniques in terms of user demand metrics, *i.e.*, accuracy A , storage S , latency T , and energy cost E . The outcomes of this study indicates the need to suitably combine compression techniques for different user demands on performance and cost constraints, and will also serve as baselines for evaluating AdaDeep.

5.2.1 Benchmark Settings. We apply ten mainstream compression techniques from three categories, *i.e.*, weight compression

Table 2: Summary of the applications and corresponding datasets for evaluating AdaDeep.

No.	Task	Dataset	Description	Input Size
D_1	Digit	MNIST [28]	55,000 images, 10 classes	(28, 28, 1)
D_2	Image	CIFAR-10 [24]	60,000 images, 10 classes	(32, 32, 3)
D_3	Image	ImageNet [9]	a small version of ImageNet, 65,000 images, 5 classes	(120, 120, 3)
D_4	Audio	UbiSound [36]	7,500 audio clips in wav, 9 classes	(40, 40, 1)
D_5	Activity	Har [42]	10,000 records of accelerometer and gyroscope, 7 classes	(33, 17, 1)

Table 3: Summary of the varied resource constraints of the mobile platforms for evaluating AdaDeep.

Type	Device	Processor	DRAM	Cache	Battery
Smart phones	1. Xiaomi Redmi 3S	Qualcomm 430	3 GB	L_2 -Cache(2 MB)	4100 mAh
	2. Xiaomi Mi 5S	Qualcomm B21	4 GB	L_2 -Cache(1 MB)	3200 mAh
	3. Xiaomi Mi 6	Qualcomm 835	6 GB	L_2 -Cache(2 MB)	3350 mAh
	4. Huawei pra-al00	HiSilicon kirin655	3GB	L_2 -Cache(2 MB)	3000 mAh
	5. Samsung note5	samsung exynos7420	4 GB	L_2 -Cache(2 MB)	3000 mAh
	6. HuaweiP9	HiSilicon kirin955	3 GB	L_2 -Cache(4 MB)	3000 mAh
Wearable devices	7. Sony watch SW ₃	Quad-core cortexA7	512 MB	L_2 -Cache(1 MB)	420 mAh
	8. Huawei watchH2P	Snapdragon wear2100	768 MB	L_2 -Cache(1 MB)	420 mAh
Boards	9. firefly-rk3999	Duad-core cortexA72	2 GB	L_2 -Cache(2 MB)	power-plug
	10. firefly-rk3288	Duad-core cortexA17	2 GB	L_2 -Cache(8 MB)	power-plug
Smart home	11. Xiaomi box 3S	Amlogic S905	2 GB	L_2 -Cache(2 MB)	power-plug
	12. Huawei box	Hisilicon hi3798M	2 GB	L_2 -Cache(1 MB)	power-plug

(W_{1f} , W_2 , W_3 , W_{1c}), convolution decomposition (C_1 , C_2 , C_3), and special architecture layers (L_1 , L_2 , L_3), to a 13-layer AlexNet (input, conv₁, pool₁, conv₂, pool₂, conv₃, conv₄, conv₅, pool₃, fc₁, fc₂, fc₃ and output) [23] and compare their performance evaluated on CIFAR-10 dataset (D_2) [24] on a Redmi 3S smartphone (Device 1 in Table 3). The details of the compression techniques are as follows.

- W_{1f} : insert a fully-connected (fc) layer between fc_i and $fc_{(i+1)}$ layers using the singular value decomposition (SVD) based weight matrix factorization [25]. The number of neurons k in the inserted layer is set as $k = m/12$, where m is the number of neurons in fc_i .
- W_2 : insert a fc layer between fc_i and $fc_{(i+1)}$ using sparse-coding, another matrix factorization method [6]. The k -basis dictionary used in W_2 is set as $k = m/6$, where m is the number of neurons in fc_i .
- W_3 : prune fc_1 and fc_2 using the magnitude based weight pruning strategy proposed in [16]. It removes unimportant weights whose magnitudes are below a threshold (*i.e.*, 0.001).
- L_3 : replace the traditional fc layers, fc_i and fc_{i+1} , with a global average pooling layer [31]. It generates one feature map for each category in the last conv layer. The feature map is then fed into the softmax layer.
- W_{1c} : insert a conv layer between conv _{i} and pool _{i} using SVD based weight factorization [25]. The numbers of neurons k in the inserted layer by SVD is set as $k = m/12$, where m is the number of neurons in conv _{i} .
- C_1 : decompose conv _{i} using convolution kernel sparse decomposition [32]. It replaces a conv layer using a two-stage decomposition based on principle component analysis.

- C_2 : decompose conv _{i} with depth-wise separable convolution [18] and we set the width multiplier $\alpha = 0.5$. It is a key technique of Google's MobileNet [18], which decomposes the standard conv into a depth-wise convolution and a 1×1 point-wise convolution.
- C_3 : decompose conv _{i} using the sparse random technique [7] and we set the sparsity coefficient $\theta = 0.75$. The technique replaces the dense connections of a small number of channels with sparse connections between a large number of channels for convolutions. Different from C_2 , it randomly applies dropout across spatial dimensions at conv layers.
- L_1 : replace conv _{i} by a Fire layer [20]. A Fire layer is composed of a 1×1 conv layer and a conv layer with a mix of 1×1 and 3×3 conv filters. It decreases the sizes of input channels and filters.
- L_2 : replace conv _{i} by a micro multi-layer perceptron embedded with multiple small kernel conv layers (Mlpconv) [31]. It approximates a nonlinear function to enhance the abstraction of conv layers with small (*e.g.* 1×1) conv filters.

The parameters (*i.e.*, k in W_{1f} , W_{1c} and W_2 , the depth multiplier α in C_2 , the sparse random multiplier θ in C_3) are empirically optimized by comparing the performance improvement on the layer where the compression technique is applied.

As shown in Figure 4, compression techniques W_{1f} , W_2 , W_3 and L_3 can be applied to the fc layers (fc_1 , fc_2 and fc_3), while W_{1c} , C_1 , C_2 , C_3 , L_1 and L_2 are employed to compress the conv layers (conv₂, conv₃, conv₄ and conv₅). For each layer compression technique, we load the compressed DNN on Device 1 to process the test data 10 times, and obtain the mean and variance of the inference

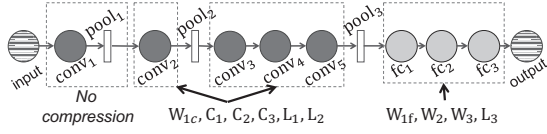


Figure 4: An illustration of the locations that different layer compression techniques are applied to AlexNet.

performance and resource utilization cost, considering the varied workload of the device at different test times.

5.2.2 Performance of Single Compression Technique. To illustrate the performance of different compression techniques, we compare their compressed DNNs in terms of the evaluation metrics (A , S_p , S_f , T and E), over both the initial layer that they are applied to (see Figure 5) and the entire initial network, *i.e.*, AlexNet (see Figure 6). First, we can see that overall these mainstream compression techniques are quite effective in trimming down the complexity of the initial network, with a certain accuracy loss (0.3% – 10.2%) or accuracy gain (0.5% – 2.4%). For example, the compression techniques W_3 and L_3 reduce S_p by about 150 – 203MB, while W_{1c} , C_1 , C_2 , C_3 , L_1 and L_2 reduce S_p to be less than 10MB. Second, as expected, compressing the fc layers (W_{1f} , W_2 , W_3 , and L_3) results in a higher S_p reduction, while compressing the conv layers (W_{1c} , C_1 , C_2 , C_3 , L_1 or L_2) lead to a larger C reduction. This is due to the common observation in DNNs that the conv layers consume dominant computational cost while the fc layers account for most of the storage cost. Third, most of the considered compression techniques affect the S_f of both a certain layers and the AlexNet model only in the order of KB, thus we only consider S_p for the storage cost in following experiments. Fourth, a higher reduction on S_p corresponds to a better energy efficiency in this experiment, indicating that the energy cost of fetching weights, *i.e.*, memory access, dominates in the considered AlexNet model.

Summary. The performance of different categories of compression techniques on the *same* DNN varies. Within the same category of compression techniques, the performance also differs. There is no a single compression technique that achieves the best A , S , T and E . To achieve optimal overall performance on different mobile platforms and in different applications, it is necessary to combine different compression techniques.

5.2.3 Performance of Blindly Combined Compression Techniques. In this experiment, we compare the performance when blindly combining two compression techniques, tested on a Redmi 3S smartphone (Device 1) using the AlexNet model and CIFA-10 dataset (D_1). Specifically, one of the four techniques to compress the fc layers fc_1 and fc_2 (*i.e.*, W_f , W_2 , W_3 or L_3) is combined with one of the six techniques to compress the conv layer $conv_2$ (*i.e.*, W_{1c} , C_1 , C_2 , C_3 , L_1 or L_2), leading to a total of 24 combinations. Among them, the $W_{1c} + W_2$, $L_1 + L_3$ and $L_2 + L_3$ combinations have been introduced in the prior works named SparseSep [6], SqueezeNet [20] and NIN [31], respectively.

Table 4 summarizes the results. First, the compressed AlexNet using the W_3 technique achieves the best overall performance. In particular, it achieves a detection accuracy of 79.9% and requires

a parameter storage of 6.09MB, an energy cost of 30.72mJ, and a detection latency of 189ms. Second, compared with the compressed model using W_3 , some combinations of layer compression techniques, *e.g.* $C_2 + W_3$ and $C_2 + L_3$, reduce more than 48mJ of the energy cost E , decrease the latency by about 103ms, and dramatically cut down the storage requirement S_p by more than 18MB, while incurring only 2.4% accuracy loss. On the other hand, some combinations, *e.g.* $W_{1c} + L_3$ and $C_3 + W_3$, incur over 28% accuracy loss, and might perform worse than a single compression technique. Third, the combination of $L_1 + W_3$ achieves the best balance between system performances and resource constraints.

Summary. Some combinations of two layer compression techniques can dramatically reduce the resource consumption of DNNs than using a single technique. Others may lead to performance degradation. Furthermore, the search space grows exponentially when combining more than two techniques. These results demonstrate the need for an automatic optimizer to select the proper combination of compression techniques.

5.3 Performance of AdaDeep

In this subsection, we first evaluate the performance of AdaDeep’s core block *DRL optimizer*, and then test performance of AdaDeep over five different tasks and on twelve different mobile platforms. Furthermore, to show the flexibility of AdaDeep in adjusting the optimization objectives based on user demand, we show some examples of the choices on the scaling coefficients in Eq. (8).

5.3.1 Performance of the proposed DRL optimizer. This experiment is to evaluate the advantage of the proposed *DRL optimizer* when searching for the optimal compression combination. To do so, we compress [LeNet, MNIST] and [AlexNet, CIFAR-10] using the DRL optimizer and two baseline optimization schemes and evaluate the resulted DNNs on a Redmi 3S smartphone (Device 1). The accuracy loss (%) and the cost reduction (\times) are normalized over the compressed DNNs using the W_3 technique.

- **Exhaustive optimizer:** This scheme exhaustively test the performance of all combinations of two compression techniques (similar to Section 5.2.3), and select the best trade-off on the validation dataset of MNIST, *i.e.*, the one that yields the largest reward value defined by Eq. (6). The selected one is $L_2 + L_3$, *i.e.*, *Fixed*, in both the cases of LeNet on MNIST and AlexNet on CIFAR-10.
- **Greedy optimizer:** It loads the DNN layer by layer and selects the compression technique that has the largest reward value defined by Eq. (6), in which both μ_1 and μ_2 are set to be 0.5. Also, when T or S violate the budget T_{bgt} or S_{bgt} , the optimization terminates.
- **DRL optimizer:** It compresses the DNN using the DRL optimizer as described in Section 4. We set the scaling coefficients in Eq. (8) to be $\mu_1 = 0.6$ and $\mu_2 = 0.4$ considering that the battery capacity in Redmi 3S is relatively large and thus the energy consumption is of lower priority, and we set $\mu_3 = 0.5$ and $\mu_4 = 0.5$ in Eq. (8) because their corresponding constraints (*i.e.*, C and S_p) are equally important. The same as in the Greedy search within this subsection.

Table 5 summarizes the best performance achieved by the above three optimizers. We can see that the networks generated by our

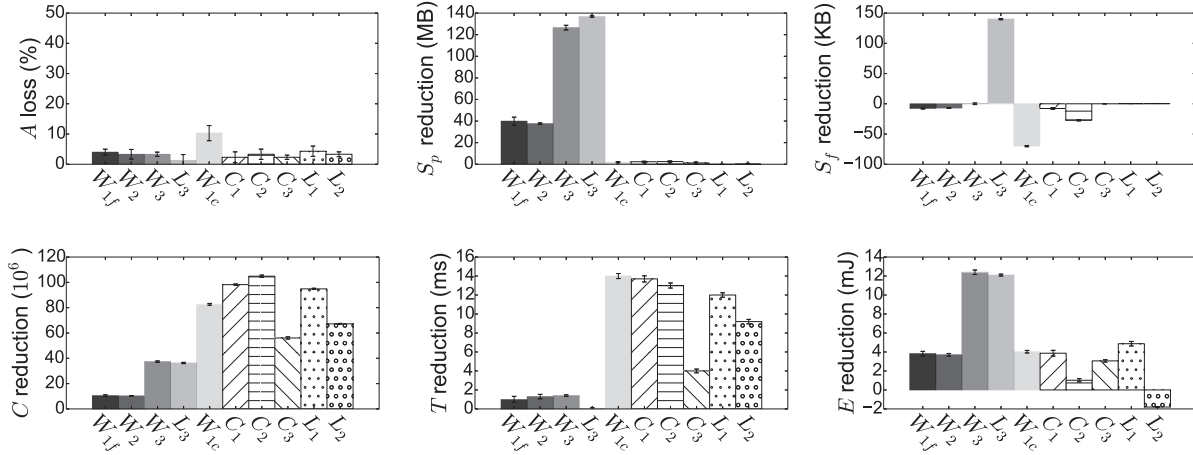


Figure 5: Performance of different layer compression techniques minus by the *initial layer* that they are applied to, in terms of accuracy A, storage (S_p , S_f), computational cost C, latency T, and energy cost E. The compression techniques W_{1f} , W_2 , W_3 , and L_3 are applied to fc_1 and fc_2 , while W_{1c} , C_1 , C_2 , C_3 , L_1 and L_2 are applied to $conv_2$. The Y-axis denotes the accuracy loss (%) over the initial AlexNet and the cost reduction over the *initial layer* that they are applied to.

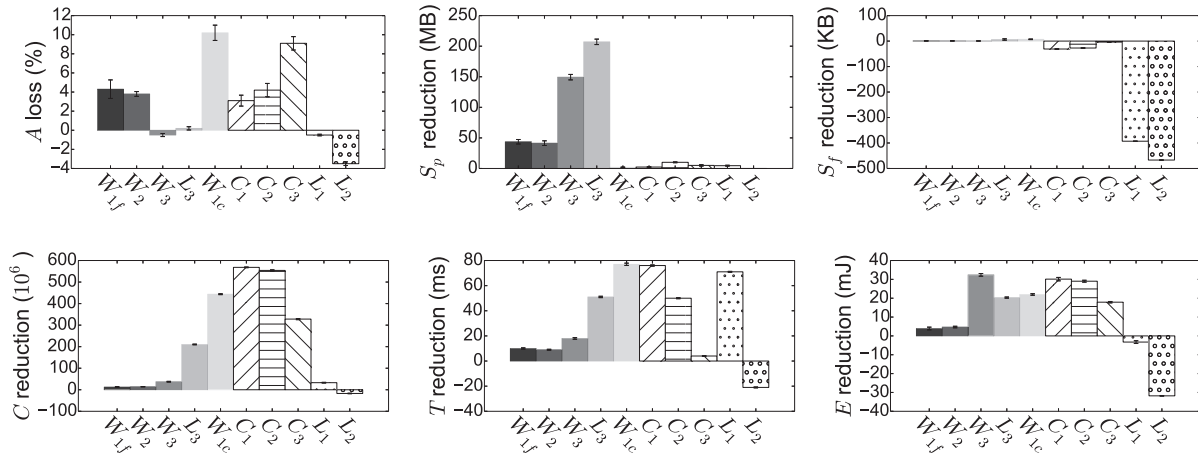


Figure 6: Performance of different layer compression techniques normalized over the *entire AlexNet* in terms of accuracy A, storage (S_p , S_f), computational cost C, latency T, and energy cost E. The compression techniques W_{1f} , W_2 , W_3 , and L_3 are applied to fc_1 and fc_2 , while W_{1c} , C_1 , C_2 , C_3 , L_1 and L_2 are applied to $conv_2$. The Y-axis denotes the accuracy loss (%) and the cost reduction over the original *entire AlexNet*.

DRL optimizer achieve the best overall performance in terms of storage, latency, and energy consumption, while incurring negligible accuracy loss (0.1% or 2.1%), compared to those generated by the two baseline optimizers. In particular, compared with the DNN compressed by W_3 , the best DNN from the Greedy optimizer only reduces the storage size S_p by 4.6 \times and 2.2 \times in the cases of [LeNet, MNIST] and [AlexNet, CIFAR-10], respectively. In contrast, the best DNN from the Exhaustive optimizer, *i.e.*, *Fixed* can reduces S_p by 23.9 \times and 3.5 \times , respectively, while that generated by the DRL optimizer achieves a maximum reduction of 28.5 \times and 4.6 \times on S_p , respectively, in the two cases. Second, the network from the DRL

optimizer is also the most effective in reducing the latency (> 2.3 \times) in both experiments, while those from the two baseline optimizers may result in an increased latency in some cases. For example, the network from the Greedy optimizer increases T by 0.6 \times in the [LeNet, MNIST] experiment and the one from the Exhaustive optimizer introduces an 0.7 \times extra latency in the [AlexNet, CIFAR-10] experiment. Third, when comparing the energy cost, *Fixed* is the least energy-efficient (reduce the energy consumption by only 1.1 \times over the DNN compressed by W_3), while those from both the DRL and Greedy optimizers achieve an energy reduction of 1.8 \times to 2.8 \times , respectively. Meanwhile, the accuracy loss of the networks from

Table 4: Performance of combining two compression techniques to compress both the fc layers and the conv layers, evaluated on a Redmi 3S smartphone (Device 1) using the AlexNet model and CIFAR-10 dataset (D_1).

Compression technique	Measured accuracy & cost				Compression technique	Measured accuracy & cost			
	$A(\%)$	$S_p(MB)$	$T(ms)$	$E(mJ)$		$A(\%)$	$S_p(MB)$	$T(ms)$	$E(mJ)$
C_1+W_{1f}	74.2	15.3	180	62.8	L_1+W_{1f}	79.8	16.2	194	33.7
C_1+W_2	75.1	12.3	189	65.2	L_1+W_2	78.1	15.3	189	34.4
C_1+W_3	77.6	23.2	132	63.48	L_1+W_3	84.8	1.1	86	13.9
C_1+L_3	75.4	0.68	102	52.9	L_1+L_3 [20]	87.1	1.6	257	78.2
C_2+W_{1f}	72.4	15.3	129	33.1	L_2+W_{1f}	86.4	17.4	305	108.4
C_2+W_2	71.8	14.9	130	31.3	L_2+W_2	86.9	17.1	312	100.1
C_2+W_3	81.8	2.9	124	14.8	L_2+W_3	88.7	10.6	266	51.6
C_2+L_3	81.5	0.7	98	16.9	L_2+L_3 [31]	87.1	1.8	126	113.4
C_3+W_{1f}	59.3	16.7	236	43.4	$W_{1c}+W_{1f}$	78.4	16.1	139	36.1
C_3+W_2	57.5	15.7	210	42.7	$W_{1c}+W_2$ [6]	79.2	16.4	147	39.3
C_3+W_3	53.2	3.2	60	21.7	$W_{1c}+W_3$	61.2	2.7	143	20.8
C_3+L_3	77.3	1.4	84	26.8	$W_{1c}+L_3$	56.2	1.2	27	22.9

Table 5: Performance of the best DNN generated by the DRL and baseline optimizers and tested on a Redmi 3S smartphone (Device 1) using LeNet on MNIST (D1) and AlexNet on CIFAR-10 (D2). The accuracy loss % and the cost reduction (\times) are normalized over the corresponding DNN compressed using W_3 .

Optimizer	Compared to the compressed LeNet				Compared to the compressed AlexNet			
	A loss	S_p	T	E	A loss	S_p	T	E
Exhaustive	0.1%	23.9 \times	2.7 \times	1.1 \times	-7.2%	3.5 \times	0.7 \times	1.2 \times
Greedy	2.3%	4.6 \times	0.6 \times	2.7 \times	0.3%	2.2 \times	1.2 \times	1.9 \times
DRL	0.2%	28.5 \times	3.8 \times	2.8 \times	-4.9%	4.6 \times	2.3 \times	1.8 \times

the two baseline optimizers ranges from 0.1% to 2.3%, while those from our proposed DRL optimizer have the best accuracy (only a 0.2% degradation in the [LeNet, MNIST] case and even a 4.9% gain in the [AlexNet, CIFAR-10] case). Finally, as for the training time, the DRL optimizer requires a shorter, or equal, or longer time compared with the exhaustive and Greedy optimizers (see Section 5.3.3 for examples of DRL's required training time). Also, we recognize that it is impossible to compare the performance of the network generated by AdaDeep with that of the DNN compressed by the optimal combination among all possible combinations, because it is not practical to test all possible combinations of the considered compression techniques and identify the optimal one.

Summary. DRL optimizer outperforms the other two schemes in terms of the storage size, latency, and energy consumption while incurring negligible accuracy in diverse recognition tasks. This is because the run-time performance metrics (A , S , T and E) and the resource constraints (S and T) are systematically included in the reward value and adaptively feedback to the DRL decision process.

5.3.2 AdaDeep over Different Tasks. In this experiment, AdaDeep is evaluated on all the five tasks/datasets (see Table 2) using a Redmi 3S smartphone (Device 1). We set the scaling coefficients in Eq. (8) to be the same as those for the DRL optimizer in § 5.3.1, *i.e.*, $\mu_1 = 0.6$ and $\mu_2 = 0.4$, $\mu_3 = 0.5$ and $\mu_4 = 0.5$. In addition, we assume a Cache storage budget of 2 MB and a latency budget of 10 ms.

Performance. Table 6 compares the performance of the best DNNs generated by AdaDeep on the five tasks in terms of accuracy loss, storage S_p , computation C (total number of MACs), latency T

and energy cost E , normalized over the DNNs compressed using W_3 . Compared with their initial DNNs, DNNs generated by AdaDeep can achieve a reduction of $1.8\times - 38\times$ in S_p , $0.8\times - 3.3\times$ in C , $0.8\times - 19.8\times$ in T , and $1.1\times - 4.3\times$ in E , with a negligible accuracy loss ($< 1\%$) or even accuracy gain ($< 4.9\%$).

Summary. For different compressed DNNs, tasks, and datasets, the combination of compression techniques found by AdaDeep also differs. Specifically, the combination that achieves the best performance while satisfying the resource constraints is C_3+W_3 for Task 1 (on MNIST initialized using LeNet), L_1+W_3 for Task 2 (on Cifar10 initialized using AlexNet), $L_2+C_1+L_3$ for Task 3 (on ImageNet initialized using AlexNet), $L_2+C_2+L_3$ for Task 4 (on ImageNet initialized using VGG), C_3+L_3 for Task 5 (on UbiSound initialized using LeNet), and L_1+W_3 for Task 6 (on Har initialized using LeNet), respectively. We can see that although the combination of compression techniques found by AdaDeep cannot always outperforms a single compression technique in all metrics, it achieves a better overall performance in terms of the five metrics according to the specific user demands.

5.3.3 AdaDeep over Different Mobile Devices. This experiment evaluates AdaDeep across twelve different mobile devices (see Table 3) using LeNet and UbiSound (D_4) as the initial DNN and evaluation dataset, respectively. The performance achieved by the initial DNN is as follows: $A = 95.1\%$, $S_p = 25.2$ MB, $C = 28,324,864$, $T = 31$ ms, and $E = 4.3$ mJ.

As shown in Table 3, different devices have different resource constraints, which lead to different performance and budget demands

Table 6: Performance of AdaDeep evaluated on different tasks/datasets using a Redmi 3S smartphone (Device 1), normalized over the corresponding DNNs compressed using W_3 . The compression techniques marked by “*” are the combinations that have not been proposed in related studies.

Task	Compression techniques	Compare to the DNN compressed using W_3 technique				
		S_p	C	T	E	A loss
1.MNIST (LeNet)	* $C_3 + W_3$	1.8×	1.5×	1.8×	1.3×	-2.5%
2.CIFAR-10 (AlexNet)	$L_1 + W_3$	4.6×	3.1×	2.3×	1.8×	-4.9%
3.ImageNet (AlexNet)	* $L_2 + C_1 + L_3$	18.2×	2.1×	3.7×	1.2×	-1.2%
4.ImageNet (VGG)	* $L_2 + C_2 + L_3$	38×	3.3×	19.8×	4.3×	0.1%
5.Ubisound (LeNet)	* $C_3 + L_3$	3.2×	1.9×	1.6×	1.1×	0.4%
6.Har (LeNet)	$L_1 + W_3$	2.1×	0.8×	0.8×	1.5×	-2.6%

and thus require different coefficients $\mu_1 \sim \mu_4$ in Eq. (8). Specifically, we empirically optimize $\mu_1 \sim \mu_4$ for different devices to be: $\mu_2 = \max\{\frac{4000 - E_{battery}}{4000}, 0.6\}$, $\mu_1 = 1 - \mu_2$, $\mu_4 = \max\{\frac{8 - S_{cache}}{8}, 0.6\}$, and $\mu_3 = 1 - \mu_4$.

Performance. Table 7 summarizes the generated compression combinations by AdaDeep and the performance of the corresponding compressed DNNs. For the twelve different resource constraints, DNNs generated by AdaDeep, which are initiated with the same DNN model, can reduce the parameter size by $3.4\times - 28.1\times$, computation cost by $1.6\times - 6.8\times$, latency by $1.1\times - 3.1\times$ and energy cost by $1.1\times - 9.8\times$, respectively, while incurring a negligible accuracy loss ($\leq 2.1\%$). The optimal combinations of compression techniques found by AdaDeep differ from device to device. Furthermore, AdaDeep finds some combinations that work the best for a given mobile platform yet have not been proposed by previous works (e.g. $C_1 + W_3$ for Device 1, $C_2 + W_3$ for Devices 3, 4 and 5, $C_3 + W_3$ for Device 11).

The training process of AdaDeep includes three intertwined phases: training the regularized DNN, re-training (such as in L_1, L_2, L_3) or fine-tuning (such as in W_3) DNN for compression, and training the DQN optimizer. Because the training time of the regularized DNN is standard, we only quantify the total training time required by the DNN compression and the DQN based selection on different tasks, which is 3 hours on [MNIST, LeNet], 10 hours on [CIFAR-10, LeNet], 6.5 hours on [CIFAR-10, AlexNet], 3.5 hours on [Ubisound, LeNet], 2 hours on [Har, LeNet], and 15 hours on [ImageNet, AlexNet], respectively, using two HP Z400 workstations with two GEFORCE GTX 1060 GPU cards.

Summary. Overall, AdaDeep can automatically select the proper combinations of compression techniques that meet diverse demands on accuracy and resource constraints within 3.5 to 15 hours. We find that the optimal compression strategy differs over tasks and across mobile devices, and there is no one-fit-all compression technique for all tasks and mobile devices. AdaDeep is able to adaptively select the best compression strategy given diverse user demands. It also uncovers some combinations of compression techniques not proposed in previous works. Also, the sensitivity of the performance metrics to different resources may vary for different choices of the scaling coefficients ($\mu_1 \sim \mu_4$).

6 RELATED WORK

Our work is closely related to the following research.

6.1 Automatic Hyperparameter Optimization

Hyperparameters of DNNs, such as the number of layers and neurons, the size of filters and the model architecture, are crucial to the inference accuracy of DNNs. Common hyperparameter tuning techniques can be categorized into parallel search, such as grid search [5] and random search [4], and sequential search, such as Bayesian optimization [38]. The grid and random search approaches search blindly and thus are usually time-consuming. Bayesian approaches [39] [11] [40] automatically optimize the hyperparameters, but can still be slow due to the intrinsically sequential operations.

In general, DNNs need to be compressed either during or after training to be deployed on resource-constrained mobile devices, due to their high complexity. Selecting compression techniques can be viewed as a hyperparameter tuning process. Inspired by state-of-the-art automatic hyperparameter optimization techniques, AdaDeep is the first work to treat compression techniques as a new hyperparameter to be tuned during training.

6.2 DNN Compression

The success and popularity of machine learning in mobile and IoT applications [12][19][27][49] has stimulated the adoption of more powered DNNs in mobile and embedded devices. Compression is a commonly employed technique to trim down the complexity of DNNs, which can be performed by reducing the weight precision, or the number of operations, or both [41]. Various DNN compression techniques have been proposed, including weight compression [6] [16] [25], convolution decomposition [7] [18] [32], and compact architectures [20] [31]. However, existing compression techniques investigate a one-for-all scheme, e.g. how to reduce DNN complexity using one compression technique, and do not consider the various resource constraints across different deployment platforms.

AdaDeep enables an automatic selection of the best combination of different compression techniques that balance the application-driven system performance and the platform-imposed resource constraints. Specifically, AdaDeep supports automatic selection from three categories of mainstream DNN compression techniques.

6.3 Run-time DNN Optimization

Orthogonal to DNN compression, DNNs can also be optimized at run-time to reduce their resource utilization and unnecessary overhead on energy, latency, storage or computation. MCDNN [17] pre-evaluates a set of compressed models with different execution

Table 7: Performance of AdaDeep on different devices using the UbiSound dataset (D_4), normalized over the corresponding initial DNNs. The compression techniques marked by “*” are the combinations that have not been proposed in related studies.

Device	Compression techniques	Compare to initial DNN				
		S_p	C	T	E	A loss
1. Xiaomi Redmi 3S	C_1+W_3	12.1×	2.1×	1.6×	1.1×	0.9 %
2. Xiaomi Mi 5S	C_2+L_3	27.1×	3.6×	2.1×	1.2×	1.8 %
3. Xiaomi Mi 6	* C_2+W_3	13.1×	5.6×	1.9×	1.6×	1.1%
4. Huawei pra-al00	* C_2+W_3	12.7×	6.8×	1.4×	1.8×	1.2%
5. Samsung note5	* C_2+W_3	12.8×	4.1×	1.6×	1.8×	1.2%
6. Huawei iP9	C_1+W_3	13.0×	1.6×	1.6×	1.7×	0.9%
7. Sony watch SW ₃	C_2+W_2	6.4×	2.1×	1.5×	9.8×	1.6%
8. Huawei watchH2P	L_2+L_3	27.8×	3.6×	3.1×	8.3×	2.1%
9. firefly-rk3999	L_1+W_3	13.2×	5.6×	2.6×	1.2×	1.8%
10. firefly-rk3288	C_2+W_{1f}	3.4×	4.8×	1.1×	1.3×	0.7%
11. Xiaomi box 3S	* C_3+W_3	14.1×	4.1×	1.4×	1.1×	1.2%
12. Huawei box	L_1+L_3	28.1×	1.6×	2.8×	1.2×	1.9%

overhead and selects one for each DNN that maximizes the accuracy given total cost constrains of multi-programmed DNNs. However, it only presents two cost reduction algorithms. LEO [13] designs a low power unit resource scheduler to maximize the energy efficiency for the unique workload of different tasks on heterogenous computation resources. DeepX [25] designs a set of resource control algorithms to decompose DNNs into different unit-blocks for efficient execution on heterogeneous computation resources. EIE [15] is a dedicated accelerator to execute sparse NN.

The above run-time optimization techniques can be applied on top of the compressed DNN generated by AdaDeep to further improve the efficiency of DNN execution on mobile devices. For example, the current version of AdaDeep only leverages the CPU on mobile platforms for DNN execution. The scheduler proposed in [13] and [25] can be combined when extending AdaDeep to mobile platforms with heterogenous resources. With proper hardware support, the sparse NN output by AdaDeep can also be executed faster using the accelerator in [15].

6.4 Automatic Control Techniques using DRL

Deep reinforcement learning (DRL) is widely applied in automatic-play games to learn actions at different states that maximize a given reward function [35]. For example, Mnih *et al.* [35] propose to learn control policies from complex sensory inputs using a deep Q-network (DQN). Liu *et al.* [33] leverage DQN to dynamically select parts of a NN to execute according to different input resolution so as to improve computational efficiency of multi-objective optimization problems. Achiam *et al.* [1] solve the constrained optimization problem with DRL by replacing the objective and constraints with approximate surrogate, *i.e.*, lower bound on policy divergence. However, the required operation of inverting the divergence matrix is in general impractically expensive. Bello *et al.* [3] present a framework to tackle the combinatorial optimization of sequential problems with DRL and recurrent DNN.

To the best of our knowledge, AdaDeep is the first work to leverage DQN for DNN compression optimization, considering both application-driven system performance and platform constraints.

6.5 Automatic DNN Architecture Optimization

An emerging topic of interest for the deep learning community is to automate the engineering process of deep model architectures: using recurrent networks and reinforcement learning to generate the model descriptions of deep models [50], or by transferring architectural building blocks to construct scalable architectures on larger datasets [51]. Those methods are purely data-driven, with deep architectures composed with the goal to maximize the expected accuracy on a validation set. Lately, a handful of exploratory works have emerged to correlate the model composition with domain knowledge. For example, Andreas *et al.* [2] constructed and learned modular networks, which composed collections of jointly-trained neural “modules” into deep networks for question answering, to simultaneously exploit the representational capacity of deep networks and the compositional linguistic structure of questions. Devin *et al.* [10] proposed a similar modular network by decomposing robotic policies into task-specific and robot-specific modules, to facilitate multi-task and multi-robot policy transfer. However, none of those previous efforts have correlated their efforts with DNN compression and energy efficiency.

7 CONCLUSION

This paper presents AdaDeep, an automatic optimization framework that selects a combination of compression techniques that balance diverse user-specified performance goals and device-imposed resource constraints. We systematically formulate the goals and constraints on accuracy, latency, storage and energy into a unified optimization problem, and leverage a deep reinforcement learning based strategy to effectively find the feasible combination of compression techniques. Evaluations on five widely used datasets and twelve different mobile devices show that there is no one-fit-all compression technique that meets the specific performance goals and resource constraints. It also figures out some combinations of compression techniques unexplored in previous DNN compression research. AdaDeep is the first work that models DNN compression as a new hyperparameter for automatic tuning. In the future,

we plan to investigate fully automatic hyper-parameter tuning to optimize DNNs suited for mobile and embedded platforms.

ACKNOWLEDGEMENTS

We are grateful for our shepherd Professor Nic Lane (University of Oxford) and the anonymous reviewers for their valuable comments and suggestions, Professor Lin Zhong (Rice University) for his useful feedback on an early version of this paper, Xin Wang and Yuheng Wei (Xidian University) for their help on implementing some of the baseline techniques, and Prof. Zhangyang Wang (Texas A&M University) for his useful discussion on Section 4. This work is supported in part by National Key Research & Development Program of China #2018YFB1003605, Natural Science Foundation of China (NSFC) #61472312, and Natural Science Foundation (NSF) Award #1611295.

REFERENCES

- [1] Joshua Achiam, David Held, Aviv Tamar, and Pieter Abbeel. 2017. Constrained Policy Optimization. *Proceedings of ICML* (2017).
- [2] Jacob Andreas, Marcus Rohrbach, Trevor Darrell, and Dan Klein. 2015. Deep compositional question answering with neural module networks. *arXiv preprint arXiv:1511.02799 2* (2015).
- [3] Irwan Bello, Hieu Pham, Quoc V Le, Mohammad Norouzi, and Samy Bengio. 2017. Neural combinatorial optimization with reinforcement learning. *arXiv preprint arXiv:1611.09940* (2017).
- [4] James Bergstra and Yoshua Bengio. 2012. Random search for hyper-parameter optimization. *Journal of Machine Learning Research* (2012).
- [5] James S Bergstra, Rémi Bardenet, Yoshua Bengio, and Balázs Kégl. 2011. Algorithms for hyper-parameter optimization. In *Proceedings of NIPS*.
- [6] Sourav Bhattacharya and Nicholas D Lane. 2016. Sparsification and separation of deep learning layers for constrained resource inference on wearables. In *Proceedings of SenSys*.
- [7] Soravit Changpinyo, Mark Sandler, and Andrey Zhmoginov. 2017. The power of sparsity in convolutional neural networks. *arXiv preprint arXiv:1702.06257* (2017).
- [8] Yu-Hsin Chen, Joel Emer, and Vivienne Sze. 2016. Eyeriss: A spatial architecture for energy-efficient dataflow for convolutional neural networks. In *Proceedings of ISCA*.
- [9] Jia Deng, Wei Dong, Richard Socher, Li-Jia Li, Kai Li, and Li Fei-Fei. 2009. Imagenet: A large-scale hierarchical image database. In *Proceedings of CVPR*.
- [10] Coline Devin, Abhishek Gupta, Trevor Darrell, Pieter Abbeel, and Sergey Levine. 2017. Learning modular neural network policies for multi-task and multi-robot transfer. In *Proceedings of ICRA*.
- [11] Tobias Domhan, Jost Tobias Springenberg, and Frank Hutter. 2015. Speeding Up Automatic Hyperparameter Optimization of Deep Neural Networks by Extrapolation of Learning Curves. In *Proceedings of IJCAI*.
- [12] Biyi Fang, Jillian Co, and Mi Zhang. 2017. DeepASL: Enabling Ubiquitous and Non-Intrusive Word and Sentence-Level Sign Language Translation. In *Proceedings of SenSys*. 5:1–5:13.
- [13] Petko Georgiev, Nicholas D Lane, Kiran K Rachuri, and Cecilia Mascolo. 2016. LEO: Scheduling sensor inference algorithms across heterogeneous mobile processors and network resources. In *Proceedings of MobiCom*.
- [14] Google. 2017. TensorFlow. (2017). <https://goo.gl/j7HAZJ>.
- [15] Song Han, Xingyu Liu, Huizi Mao, Jing Pu, Ardavan Pedram, Mark A Horowitz, and William J Dally. 2016. EIE: efficient inference engine on compressed deep neural network. In *Proceedings of ISCA*.
- [16] Song Han, Huizi Mao, and William J Dally. 2016. Deep compression: Compressing deep neural networks with pruning, trained quantization and Huffman coding. In *Proceedings of ICLR*.
- [17] Seungyeop Han, Haichen Shen, Matthai Philipose, Sharad Agarwal, Alec Wolman, and Arvind Krishnamurthy. 2016. MCDNN: An Approximation-Based Execution Framework for Deep Stream Processing Under Resource Constraints. In *Proceedings of MobiSys*.
- [18] Andrew G Howard, Menglong Zhu, Bo Chen, Dmitry Kalenichenko, Weijun Wang, Tobias Weyand, Marco Andreetto, and Hartwig Adam. 2017. Mobilenets: Efficient convolutional neural networks for mobile vision applications. *arXiv preprint arXiv:1704.04861* (2017).
- [19] Loc N Huynh, Rajesh Krishna Balan, and Youngki Lee. 2017. DeepMon: Building Mobile GPU Deep Learning Models for Continuous Vision Applications. In *Proceedings of MobiSys*. 186–186.
- [20] Forrest N Iandola, Song Han, Matthew W Moskewicz, Khalid Ashraf, William J Dally, and Kurt Keutzer. 2016. SqueezeNet: AlexNet-level accuracy with 50x fewer parameters and < 0.5 MB model size. *arXiv preprint arXiv:1602.07360* (2016).
- [21] Kazufumi Ito and Karl Kunisch. 2008. *Lagrange multiplier approach to variational problems and applications*. SIAM.
- [22] Diederik Kingma and Jimmy Ba. 2015. Adam: A method for stochastic optimization. In *Proceedings of ICLR*.
- [23] Alex Krizhevsky, Ilya Sutskever, and Geoffrey E Hinton. 2012. ImageNet Classification with Deep Convolutional Neural Networks. In *Proceedings of NIPS*.
- [24] Alex Krizhevsky, Nair Vinod, and Hinton Geoffrey. 2014. The CIFAR-10 dataset. <https://goo.gl/hXmru5>. (2014).
- [25] Nicholas D Lane, Sourav Bhattacharya, Petko Georgiev, Claudio Forlivesi, Lei Jiao, Lorena Qendro, and Fahim Kawsar. 2016. DeepX: A software accelerator for low-power deep learning inference on mobile devices. In *Proceedings of IPSN*.
- [26] Nicholas D Lane and Petko Georgiev. 2015. Can deep learning revolutionize mobile sensing?. In *Proceedings of HotMobile*. ACM.
- [27] Nicholas D Lane, Petko Georgiev, and Lorena Qendro. 2015. DeepEar: robust smartphone audio sensing in unconstrained acoustic environments using deep learning. In *Proceedings of UbiComp*. 283–294.
- [28] Yann LeCun. 1998. The MNIST database of handwritten digits. <https://goo.gl/t6gTEy>. (1998).
- [29] Yan LeCun. 2017. LeNet. (2017). <https://goo.gl/APBzd5>.
- [30] Zhenjiang Li, Mo Li, Prasant Mohapatra, Jinsong Han, and Shuaiyu Chen. 2017. iType: Using eye gaze to enhance typing privacy. In *Proceedings of INFOCOM*.
- [31] Min Lin, Qiang Chen, and Shuicheng Yan. 2014. Network in network. In *Proceedings of ICLR*.
- [32] Baoyuan Liu, Min Wang, Hassan Foroosh, Marshall Tappen, and Marianna Pensky. 2015. Sparse convolutional neural networks. In *Proceedings of CVPR*.
- [33] Lanlan Liu and Jia Deng. 2018. Dynamic Deep Neural Networks: Optimizing Accuracy-Efficiency Trade-offs by Selective Execution. In *Proceedings of AAAI*.
- [34] Yang Liu and Zhenjiang Li. 2018. iType: Using eye gaze to enhance typing privacy. In *Proceedings of INFOCOM*.
- [35] Volodymyr Mnih, Koray Kavukcuoglu, David Silver, Alex Graves, Ioannis Antonoglou, Daan Wierstra, and Martin Riedmiller. 2013. Playing atari with deep reinforcement learning. In *Proceedings of NIPS Workshops*.
- [36] Liu Sicong, Zhou Zimu, Du Junzhao, Shangguan Longfei, Jun Han, and Xin Wang. 2017. UbiEar: Bringing Location-independent Sound Awareness to the Hard-of-hearing People with Smartphones. *Journal of IMWUT* (2017).
- [37] Karen Simonyan and Andrew Zisserman. 2015. Very deep convolutional networks for large-scale image recognition. In *Proceedings of ICLR*.
- [38] Jasper Snoek, Hugo Larochelle, and Ryan P Adams. 2012. Practical bayesian optimization of machine learning algorithms. In *Proceedings of NIPS*.
- [39] Jasper Snoek, Oren Rippel, Kevin Swersky, Ryan Kiros, Nadathur Satish, Narayanan Sundaram, Mostofa Patwary, Mr Prabhat, and Ryan Adams. 2015. Scalable bayesian optimization using deep neural networks. In *Proceedings of ICML*. 2171–2180.
- [40] Jost Tobias Springenberg, Aaron Klein, Stefan Falkner, and Frank Hutter. 2016. Bayesian optimization with robust Bayesian neural networks. In *Proceedings of NIPS*.
- [41] Vivienne Sze, Yu-Hsin Chen, Tien-Ju Yang, and Joel Emer. 2017. Efficient processing of deep neural networks: A tutorial and survey. *arXiv preprint arXiv:1703.09039* (2017).
- [42] UCI. 2017. Dataset for Human Activity Recognition. <https://goo.gl/m5bRo1>. (2017).
- [43] Hado Van Hasselt, Arthur Guez, and David Silver. 2016. Deep Reinforcement Learning with Double Q-Learning. In *Proceedings of AAAI*.
- [44] Harm Van Seijen, Hado Van Hasselt, Shimon Whiteson, and Marco Wiering. 2009. A theoretical and empirical analysis of Expected Sarsa. In *Proceedings of ADPRL*.
- [45] Stylianos I Venieris and Christos-Savvas Bouganis. 2017. Latency-driven design for FPGA-based convolutional neural networks. In *Proceedings of FPL*. 1–8.
- [46] Ziyu Wang, Tom Schaul, Matteo Hessel, Hado Van Hasselt, Marc Lanctot, and Nando De Freitas. 2016. Dueling network architectures for deep reinforcement learning. *arXiv preprint arXiv:1511.06581* (2016).
- [47] Mengwei Xu, Feng Qian, and Saumay Pushp. 2017. Enabling Cooperative Inference of Deep Learning on Wearables and Smartphones. *arXiv preprint arXiv:1712.03073* (2017).
- [48] Tien-Ju Yang, Yu-Hsin Chen, and Vivienne Sze. 2017. Designing energy-efficient convolutional neural networks using energy-aware pruning. In *Proceedings of CVPR*.
- [49] Xiaolong Zheng, Jiliang Wang, Longfei Shangguan, Zimu Zhou, and Yunhao Liu. 2017. Design and Implementation of a CSI-Based Ubiquitous Smoking Detection System. *IEEE/ACM Transactions on Networking* 25, 6 (2017), 3781–3793.
- [50] Barret Zoph and Quoc V Le. 2016. Neural architecture search with reinforcement learning. *arXiv preprint arXiv:1611.01578* (2016).
- [51] Barret Zoph, Vijay Vasudevan, Jonathon Shlens, and Quoc V Le. 2017. Learning Transferable Architectures for Scalable Image Recognition. *arXiv preprint arXiv:1707.07012* (2017).