

Analysis of *Fraxinus* pollen seasons in selected cities of Poland in 2018

Krystyna Piotrowska-Weryszko¹, Elżbieta Weryszko-Chmielewska¹, Agata Konarska¹, Aneta Sulborska¹, Beata Żuraw¹, Małgorzata Puc², Daniel Kotrych³, Alina Stacewicz², Ewa M. Świebocka⁴, Adam Rapiejko^{5,6}, Małgorzata Malkiewicz⁷, Ewa Kalinowska⁵, Katarzyna Dąbrowska-Zapart⁸, Kazimiera Chłopek⁸, Monika Ziemianin⁹, Agnieszka Lipiec¹⁰, Artur Górecki¹¹, Dariusz Jurkiewicz¹², Agnieszka Świdnicka-Siergiejko¹³, Kornel Szczygieski¹², Agnieszka Kwaśnik-Balińska¹², Grzegorz Siergiejko⁴, Piotr Rapiejko^{5,12}

¹ Department of Botany, University of Life Sciences in Lublin, Poland

² Department of Botany and Nature Conservation, Faculty of Biology, University of Szczecin, Poland

³ Department of Orthopedics and Traumatology, Pomeranian Medical University of Szczecin, Poland

⁴ Pediatrics, Gastroenterology and Allergology Department, University Children Hospital, Medical University of Białystok, Poland

⁵ Allergen Research Center, Poland

⁶ Oxford Archaeology Ltd., Oxford, England

⁷ Department of Palaeobotany, Institute of Geological Sciences, University of Wrocław, Poland

⁸ Department of Paleontology and Stratigraphy, Faculty of Earth Sciences, University of Silesia, Poland

⁹ Department of Clinical and Environmental Allergology, Jagiellonian University, Medical College, Poland

¹⁰ Department of Prevention of Environmental Hazards and Allergology, Medical University of Warsaw, Poland

¹¹ Institute of Botany, Jagiellonian University, Poland

¹² Department of Otolaryngology with Division of Cranio-Maxillo-Facial Surgery in Military Institute of Medicine, Warsaw, Poland

¹³ Department of Gastroenterology and Internal Medicine, Medical University of Białystok, Poland

Abstract: The study compares the ash pollen seasons in Szczecin, Drawsko Pomorskie, Bydgoszcz, Zielona Góra, Wrocław, Opole, Sosnowiec, Cracow, Piotrków Trybunalski, Warsaw, Lublin, Olsztyn and Białystok in 2018. The investigations were carried out using the volumetric method. The ash pollen season began between April 7th and April 10th. Maximum daily pollen concentrations were noted earliest on April 10th and latest on April 17th. The greatest risk of allergies caused by the presence of airborne ash pollen was observed in Lublin.

Key words: aeroallergens, pollen concentration, ash (*Fraxinus*), 2018

The European ash (*Fraxinus excelsior*) from the family *Oleaceae* is the only species of the genus *Fraxinus* growing in Poland in natural stands. Due to its fast growth, this tree is frequently used in urban plantings as well as it is planted along roads, in parks, and around buildings. Over a dozen other species belonging to the genus *Fraxinus* are used for cultivation, e.g. green ash (*Fraxinus pennsylvanica*) and manna ash (*Fraxinus ornus*) [1].

According to many authors, allergens contained in the pollen of *Fraxinus* are one of the causes of pollen allergy during the spring period [2–5]. It has been found that cross reactions occur between allergens of the pollen of *Betula* and *Fraxinus* as well as between allergens of the pollen of ash and other plants of the family *Oleaceae* (olive, privet) [6, 7]. The timing of pollen shed of ash and strongly allergenic birch coincides, which may promote enhanced allergy symptoms [8].

Aim

The aim of the study was to compare the *Fraxinus* pollen concentrations in the air of 13 selected cities in Poland in 2018.

Material and method

Measurements of airborne pollen of *Fraxinus* were performed in Szczecin, Drawsko Pomorskie, Bydgoszcz, Zielona Gora, Wrocław, Opole, Sosnowiec, Cracow, Piotrkow Trybunalski, Warsaw, Lublin, Olsztyn and Bialystok. Aeroplankton samples were carried out with the volumetric method using Burkard or Lanzoni pollen samplers. Pollen concentrations were expressed as the number of pollen grains in 1 m³ of air per day (P/m³). The duration of the ash pollen season was determined with the 95% method. The start and end of the season were defined as the date when 2.5% and 97.5% of the seasonal cumulative pollen count was

trapped, respectively. Number of days with concentration above threshold was counted. The threshold values were determined on the basis of literature data [7, 9].

Results and discussion

In 2018 in most of the cities studied, the ash pollen season started later and lasted shorter than in 2017 [9]. At all of the study sites, in 2018 the start of the ash pollen season occurred at the similar date, between April 7th and April 10th (tab. 1). The end of the ash pollen season was recorded earliest on April 17th (Cracow) and latest on April 25th (Bialystok, Wrocław) (fig. 1–6).

The highest daily ash pollen concentration was recorded in Cracow (829 P/m³), followed by Lublin (638 P/m³), whereas the lowest peak value occurred in Wrocław (106 P/m³) and Bialystok (109 P/m³). These values were higher than in the previous years [9, 10].

Table 1. Characteristics of *Fraxinus* pollen season in 2018.

Site	Duration of pollen season	Peak value [P/m ³] and peak date	Number of days with concentration above threshold		Annual pollen sum
			45 P/m ³	85 P/m ³	
Szczecin	8.04–23.04	206 16.04	8	4	1119
Drawsko Pomorskie	10.04–23.04	190 14.04	7	6	1093
Bydgoszcz	9.04–21.04	264 15.04	8	6	1199
Zielona Gora	7.04–20.04	412 12.04	10	9	2408
Wrocław	8.04–25.04	106 15.04	2	1	519
Opole	8.04–21.04	331 13.04	9	8	1914
Sosnowiec	9.04–23.04	364 12.04	7	6	1353
Cracow	9.04–17.04	829 10.04	8	8	3048
Piotrkow Trybunalski	10.04–24.04	267 13.04	11	8	1627
Warsaw	10.04–24.04	357 16.04	9	8	1853
Lublin	10.04–23.04	638 13.04	11	9	3505
Olsztyn	10.04–24.04	321 17.04	4	4	1049
Bialystok	7.04–25.04	109 15.04	4	1	413

Figure 1. *Fraxinus* pollen count in Szczecin and Drawsko Pomorskie in 2018.

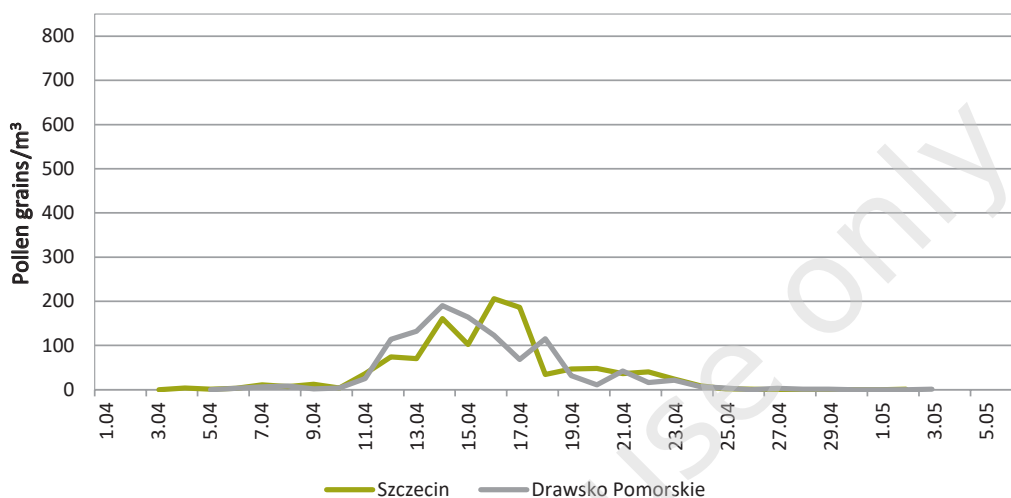


Figure 2. *Fraxinus* pollen count in Opole and Piotrkow Trybunalski in 2018.

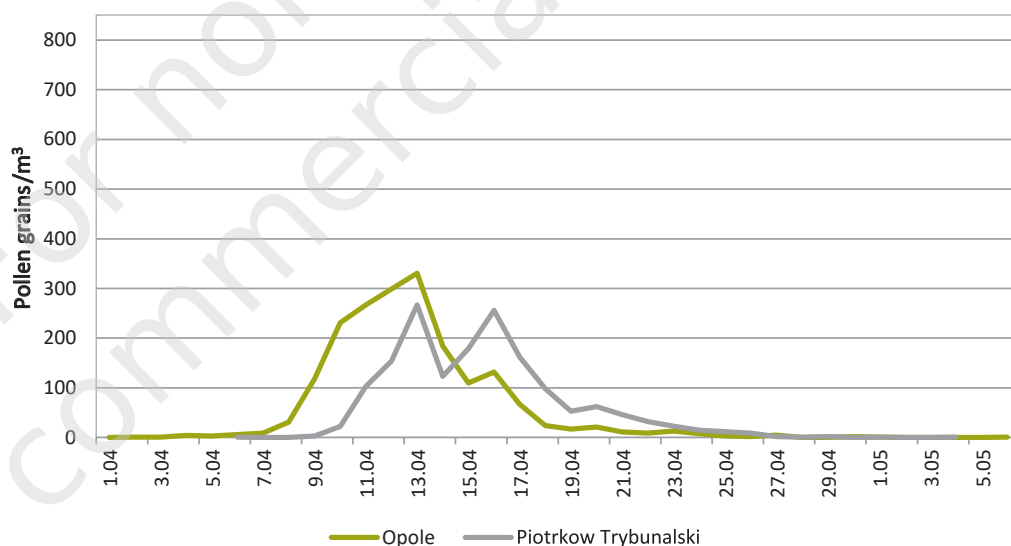


Figure 3. *Fraxinus* pollen count in Zielona Gora and Lublin in 2018.

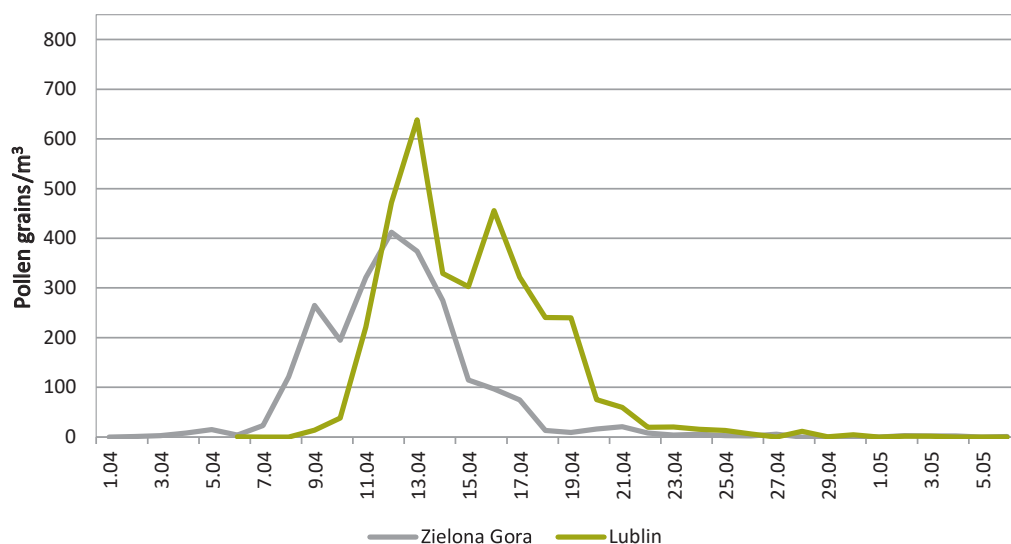


Figure 4. *Fraxinus* pollen count in Cracow and Sosnowiec in 2018.

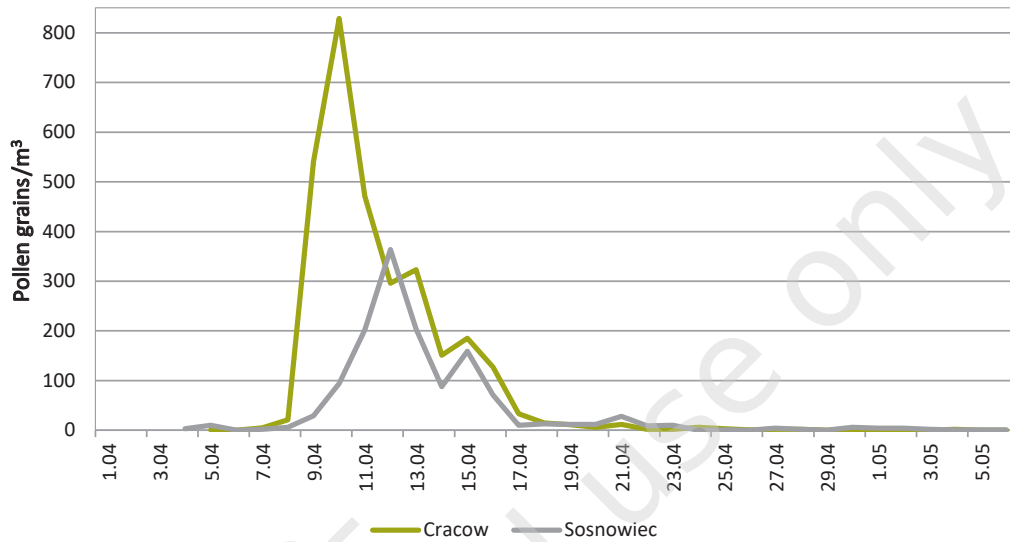


Figure 5. *Fraxinus* pollen count in Warsaw and Olsztyn in 2018.

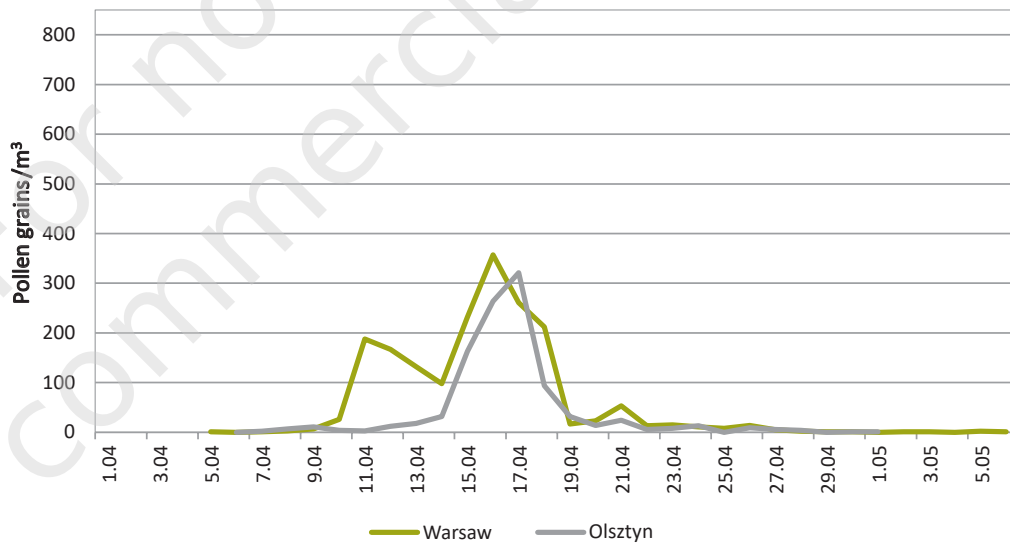
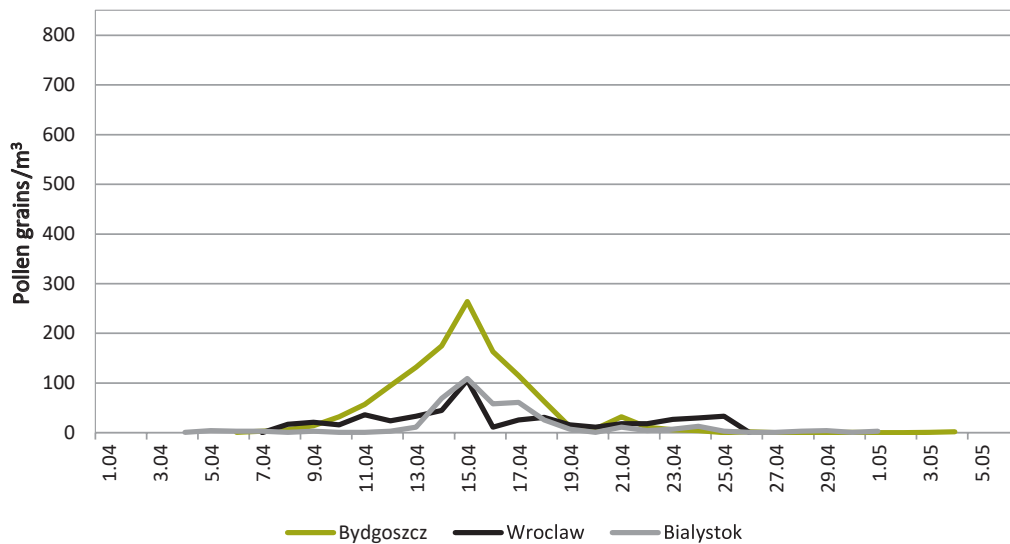


Figure 6. *Fraxinus* pollen count in Bydgoszcz, Wrocław and Białystok in 2018.



The dates of the seasonal peak in 2018 were similar and occurred between April 10th and April 17th; the peak value was recorded earliest in Cracow and latest in Olsztyn. In the previous years, these dates differed significantly between cities. In 2014 the seasonal peak was observed earliest on April 4th (in Zielona Gora) and latest on April 21st (in Bydgoszcz) [10]. In 2017, on the other hand, the highest daily ash pollen concentration occurred between March 31st (in Wroclaw) and April 10th (in Bialystok and Olsztyn) [9].

Similarly to the peak value, the highest total annual pollen count was also recorded in Lublin and Cracow, while the lowest one in Bialystok and Wroclaw (tab. 1). The same trend was found in 2017 [9].

The number of days with a concentration exceeding 45 P/m³ was highest in Lublin and in Piotrkow Trybunalski (11 days), while the lowest one in Wroclaw (2 days). A concentration of 85 P/m³ was exceeded in all the cities – in Lublin and Zielona Gora on 9 days, whereas in Bialystok and Wroclaw on 1 day.

Conclusions

In most of the cities, the ash pollen season in 2018 started in the first 10 days of April and ended in the third 10 days of this month.

The highest daily ash pollen concentrations were recorded in Lublin and Cracow.

The highest risk of pollen allergy associated with the presence of airborne ash pollen was found in Lublin, Zielona Gora and Piotrkow Trybunalski.

References

1. Szwejkowscy AJ. *Słownik botaniczny. Wiedza Powszechna, Warszawa 2003.*
2. Scheifinger H, Belmonte J, Buters J et al. *Monitoring, modeling and forecasting of the pollen season. In: Sofiev M, Berg-*

mann KC (eds). Allergenic pollen. Springer Dordrecht Heidelberg New York London 2013: 71-126.

3. Hemmer W, Focke M, Wantke F et al. *Ash (Fraxinus excelsior) – pollen allergy in central Europe: Specific role of pollen panallergens and the major allergen of ash pollen, Fra e 1. Allergy 2000, 55: 923-930.*
4. Vara A, Fernandez-Gonzalez M, Aira MJ, Rodriguez-Rajo FJ. *Oleaceae cross-reactions as potential pollinosis cause in urban areas. Sci Total Environ 2016, 542: 435-440.*
5. Guerra F, Galan C, Daza JC et al. *Study of sensitivity to the pollen of Fraxinus spp. (Oleaceae) in Cordoba, Spain. J Invest Allergol Clin Immunol 1995, 5(3): 166-170.*
6. Wüthrich B. *Esche ist nicht Esche. Allergologie 2006, 29(6): 231-235.*
7. Rapijko P. *Alergeny pyłku roślin. Medical Education, Warszawa 2012.*
8. Piotrowska-Weryszko K, Weryszko-Chmielewska E. *The airborne pollen calendar for Lublin, central-eastern Poland. Ann Agric Environ Med 2014, 21(3): 541-545.*
9. Szczypiński K, Puc M, Stacewicz A et al. *Ash pollen count in the air of selected Polish cities in 2017. Alergoprofil 2017, 13(2): 85-90.*
10. Weryszko-Chmielewska E, Piotrowska-Weryszko K, Rapijko P et al. *Zawartość pyłku jesionu w powietrzu wybranych miast Polski w 2014 r. Alergoprofil 2014, 10(3): 36-41.*

Authors' contributions: Piotrowska-Weryszko K: 40%, other Authors: 2,7% each.

Conflict of interests: The authors declare that they have no competing interests.

Financial support: Allergen Research Center, Warsaw, own financial resources of Department of Clinical and Environmental Allergology, Jagiellonian University Medical College and the Ministry of Science and Higher Education in Poland.

Ethics: The contents presented in this paper are compatible with the rules the Declaration of Helsinki, EU directives and standardized requirements for medical journals.

Corresponding author:

Krystyna Piotrowska-Weryszko, PhD

Department of Botany,

University of Life Sciences in Lublin

20-950 Lublin, Akademicka 15 street

e-mail: krystyna.piotrowska@up.lublin.pl