

Regularization of peat humic acids functional composition

Natalia Chukhareva^{1,*}, *Oksana Zarubina*¹, and *Alexey Zarubin*¹

¹Tomsk Polytechnic University, School of Earth Science & Engineering, 634050, Lenin Avenue, 30, Tomsk, Russia

Abstract. Humic acids are perspective complicated natural objects for different purposes. The problem of humic acids functional composition regularization is very important. The effect of heat treatment on peat humic acids group composition alteration was evaluated to solve this problem. The projection study by principal component analysis of IR-spectra data is presented. The possibility of peat humic acids functional composition regularization by temperature treatment and subsequent storage was found.

1 Introduction

Humic acids (HA) are complex organic materials which are used for various agricultural and industrial purposes [1, 2]. Due to their complex composition and highly-developed surface these compounds are good adsorbents [3]. It is known antibacterial and antioxidant properties of humic acids in medicine. Humic acids can be extracted from different types of natural sources such as peat. The Tomsk region (Russia) has significant natural resources of peat deposits. However, humic acids are complicated natural objects, and a problem of regularization of their physical and chemical properties is there. The study of properties and ways of extraction of peat-based materials has always been paid great attention [4–6]. Unfortunately, until now, there is no uniform approach to choice of processing materials based on peat. The main aim of this study is to verify the possibility of humic acids functional composition regularization.

2 Objects & Methods

Humic acids were extracted from fen, transitional, and terrestrial peats to depth of 0.5 m of eleven areas in the Tomsk region (Russia) with decomposition degree (R) ranging from 25 to 45 %. The set of physico-chemical parameters of peats such as botanical composition, elemental composition, and group composition is presented in [7].

Extraction sequence was carried out according to [8] and included:

- bitumen extraction via benzol;

* Corresponding author: Natasha@tpu.ru

- extraction of water-soluble and easy-hydrolysable substances from bitumen-free peat samples;
- extraction of HAs from bitumen-free peat samples (treatment by 0.1M solution NaOH and further precipitation of HA by 10 % HCl).

Humic acids were subsequently heated at 250 °C in its decomposing gases according to [9] and were stored at room temperature in the closed flasks with no exposure to light for period of 24 months.

Optical properties of peat humic acids were studied by IR spectroscopy. Principle component analysis (PCA) was used for representation of humic acids by a set of properties.

IR spectra were obtained at the National Research Tomsk Polytechnic University laboratory through the application of FTIR spectrometer, Nicolet iS10 (Termo Fisher Scientific), equipped with the special attachment of frustrated total internal reflection (FTIR) with a diamond crystal. Experiment parameters were as follows: resolution – 4 cm⁻¹, number of sample scans and comparison spectrum – 64 scans with range from 4000 to 650 cm⁻¹. In order to obtain spectra of humic acids samples, they were crushed and sieve-grinded up to 0.25 mm [7].

All humic acids spectra were registered and processed using “Omnic 8.3” software. Automatic baseline correction was carried out to eliminate effects caused by attenuated total reflection. This method was used to register absorption band shifts and the wavelength influence on the depth of penetration into the sample.

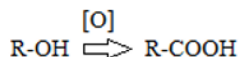
Principle component analysis is widely used for the investigations of multivariate data from natural objects [10, 11]. The instrumentation of PCA allows to reduce the dimensionality of multivariate data by highlighting the principal components (PC) and interpreting the properties of investigated objects in the new dimension of PC's [12]. The implementation of PCA in an Excel spreadsheet editor is described by A.L. Pomerantsev [13].

Based on the IR data sets, the mathematical model of HAs representation was constructed.

3 Results and discussion

The absorption bands in IR spectra of humic acids extracted from peat extracted from peat of various botanical composition, type and degradation amount are similar and located in the stretching zone of OH-groups (3400 cm⁻¹) joined by intramolecular hydrogen bonds in alcohols and water, methylene CH₂-groups and methyl CH₃-groups (2920 cm⁻¹ and 2850 cm⁻¹), carboxyl C=O-groups (1725 – 1700 cm⁻¹), C=C poly-coupling aromatic system (1620 – 1600 cm⁻¹) and monoaromatic structures (1520 – 1500 cm⁻¹).

Generally, after heating at 250 °C intensity of signals at 3400 cm⁻¹ decreases due to desorption of water and oxidation of OH-groups:



After heat treatment of humic acids in the IR spectra we can trace intensity decrease in the stretching CH₂- and CH₃-groups at 2920 cm⁻¹. This fact confirms that the structures became more aromatic.

The intensity of absorption bands for the C=O groups at 1725-1700 cm⁻¹ and CO-groups of acids increases. It indicates the changes in humic acids functional composition due to the interaction of thermal decomposition products (esters, aldehydes, ketones) with pyrogenetic water. This is result of the new carboxyl groups formation [7].

However, the general trends of temperature treatment are very clear; it is difficult to evaluate the degree of functional composition regularization. PCA analysis was used to receive information about possibility of composition unification. Such approach was applied previously in investigation of temperature influence on air-dry peat of Siberian region by a set of properties [14]. It was shown, that heating promotes to regularization of peats. Based on the IR data sets, the mathematical model of humic acids representation was constructed. The results are shown in figure 1.

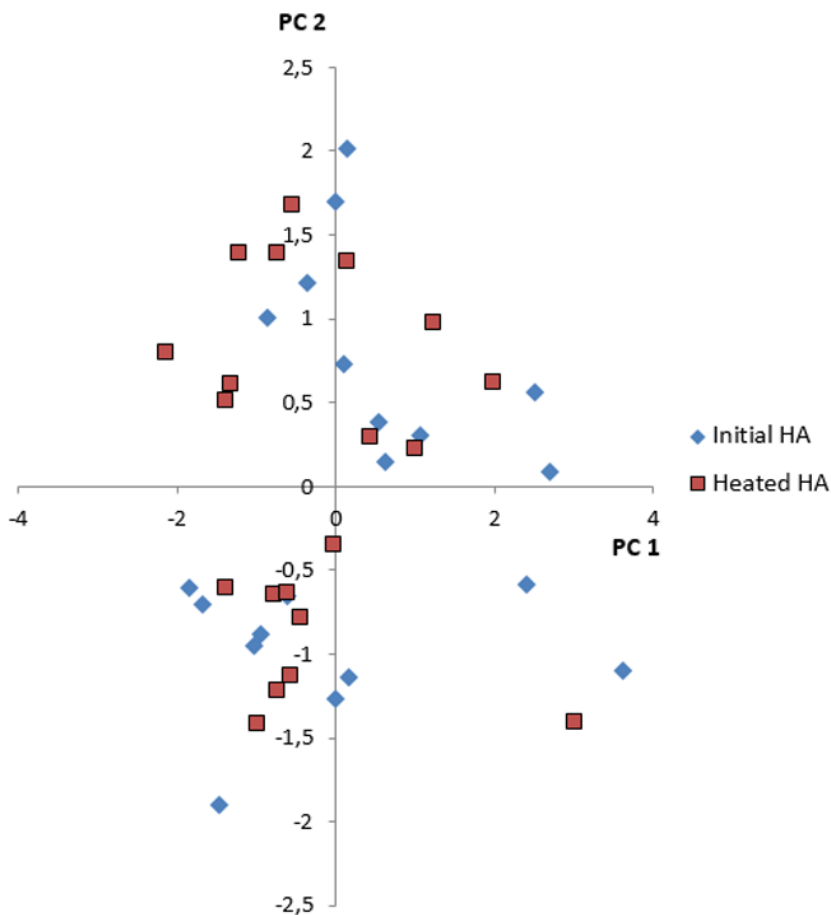
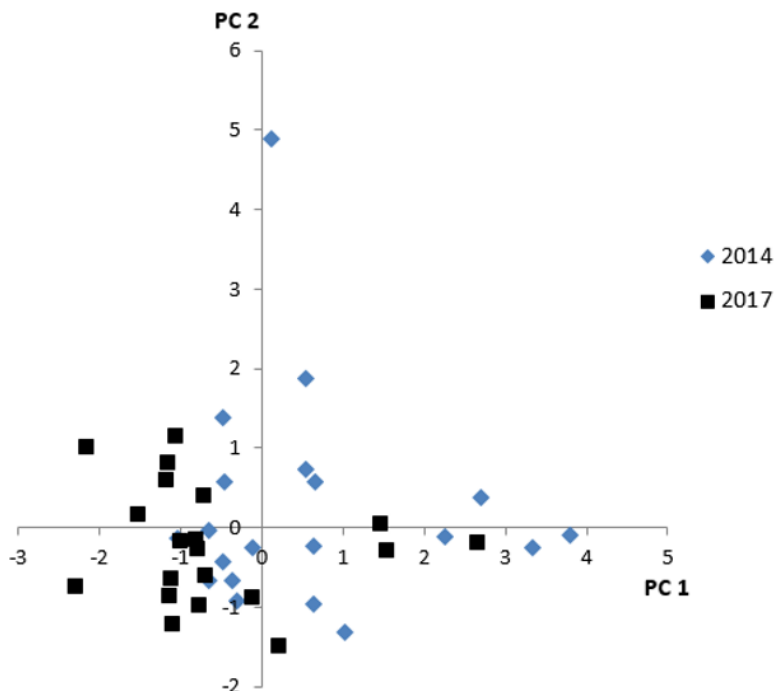


Fig. 1. Scores of first and second principle components for initial and heated humic acids.

There is no dramatic influence of temperature treatment on humic acids unification.

To evaluate the influence of storage on functional composition, IR spectra of heated humic acids samples after 24 months were registered. There are no clear trends in changes in the intensity of absorption bands. But, it was shown that the PLS-analysis results for samples became more located after 24 months of storage. The results are presented in figure 2.



2. S. Farouk, A.A. Mosa, A. A. Taha, Heba M. Ibrahim, A.M. EL-Gahmery, *Journal of Stress Physiology & Biochemistry* **7**, 2 (2011)
3. P. Boguta, Z. Sokołowska, *PLoS ONE* **11**, 4 (2016)
4. I. Lishtvan, N. Korol, *Science and technology* **320**, 12 (1975) [in Russian]
5. M. Arifur Rahman, M. Abu Hasan, A. Rahim, A.M. Shafiqul Alam, *Pak. J. Anal. Environ. Chem.* **11**, 1 (2010)
6. K. Kujala, M. Seppälä, and T. Holappa, Physical properties of peat and peat formation. *Cold Regions Science and Technology* **52**, 3 (2008)
7. N. Chukhareva, T. Korotchenko, D. Rozhkova, *Procedia Chem.* **10** (2014)
8. R.S. Swift, Organic matter characterization, *Methods of soil analysis, Part 3: Chemical methods. SSSA Book*, 5 (1996)
9. S.I. Smolyaninov, S.G. Maslov, *Peat thermobriquetting (1975)* (in Russian)
10. J. Muller, M. Kylander, A. Martinez-Cortizas, R.A.Wüst, D. Weiss, K. Blake, R. Garcia-Sanchez, *Cosmochim. Acta* **72**, 2 (2008)
11. M. Klavins, et al. *Mires & Peat* **3** (2008)
12. R. Wehrens, *Chemometrics with R: multivariate data analysis in the natural sciences and life sciences* Springer (2011)
13. A.L. Pomerantsev, *Chemometrics in Excel* John Wiley & Sons (2014)
14. N. Chukhareva, A. Zarubin, O. Bulgakova, *IOP Conf. Ser.: Earth Environ. Sci.* **21** (2014)