

Room-and-pillar mining of thick coal seams in the conditions of high gas dynamic hazard in Kuzbass

VV Sementsov^{1*} and SA Prokopenko^{1,2**}

¹VostNII Science Center, Kemerovo, Russia

²Tomsk Polytechnic University—TPU, Tomsk, Russia

E-mail: *v.sementsov@nc-vostnii.ru; **sibgp@mail.ru

Abstract. Room-and-pillar coal mining is effective in the areas unsuitable for fully mechanized longwalling. This mining method has advantages and disadvantages. The application of the room-and-pillar technique to mining of thick coal seams in the conditions of high gas dynamic hazard is faced with such problems as impossibility of full-height extraction; heading without preliminary prediction of rock bursts and outbursts, or without early prevention of floor fracturing, etc. The ways to solve such problems in terms of coal mines in Kuzbass could be useful for mines in other regions.

1. Introduction

By expert estimates, to 30–40% of coal reserves in Kuzbass occur in subsoil areas unsuitable for fully mechanized longwalling. Such areas of coal seams are limited in size to 400–600 m, have irregular shapes and contain geological discontinuities. It is economically inefficient to use the system of longwall mining in such areas due to huge amount of assembling, low labor productivity and high cost of coal.

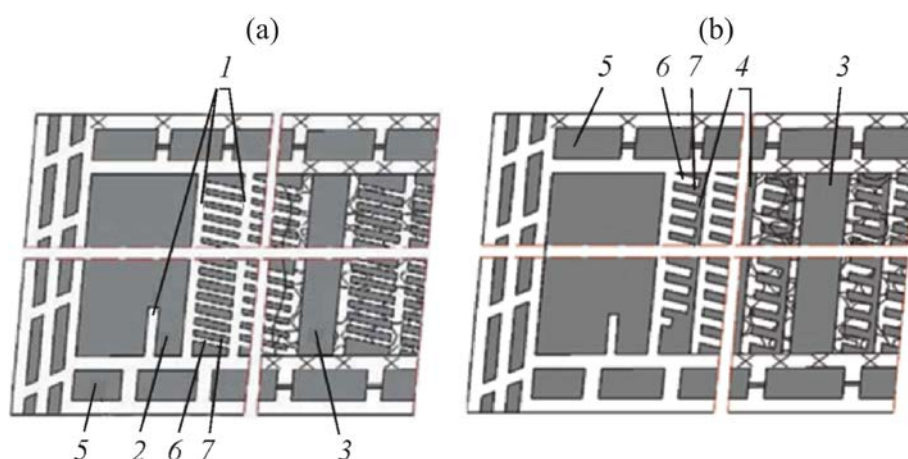


Figure 1. Room and pillar mining flow charts: (a) through entry ways in pillars; (b) blind entry ways in pillars; 1—room; 2—extraction panel; 3—safety pillar; 4—rib pillars; 5—protective pillars; 6—entry way; 7—pillars protecting miners and machines from roof fall.



In such conditions in flat-dipping and inclined seams, it is possible to employ shortwall systems, in particular, room and pillar mining (RPM) [1]. In this technology, coal is first extracted from rooms separated by pillars. Heading is followed by coal loading to self-propelling cars for hauling to conveying lines. Roof support method is rock bolting. After heading and extraction of two–three rooms, coal is extracted from rib pillars (Figure 1) [2, 3].

Advantages of RPM include:

—mineability of difficult-to-extract reserves, increment in marketable coal output and extension of mine life;

—next-level efficiency of subsoil management;

—capital cost saving due to elimination of purchase of expensive heading equipment.

Disadvantages of RPM are:

—relatively high loss of coal without extraction panels;

—complex control of behavior of pillars and risks of roof falls in rooms;

—purchase of roof support equipment and large amount of roof support activities;

—measure to combat inflammation of coal remaining in mined-out voids.

Application of RPM method in Kunetsk Coal Basin is restrained by the:

—absence of legislation, regulations and procedures for shortwall mine planning and design;

—prohibition of use of RPM in rockburst-hazardous coal mining until recently;

—difficult ground conditions of coal seams (steep dip angles, high gas and water content; high jointing of enclosing rocks; weak roof rocks, structure of coal deposits as strata series);

—unsuitability of available machines for RPM.

2. Room and pillar mining projects in Russia

The countries with the mature coal industry (USA, Australia, South Africa, etc.) widely use room and pillar method of coal mining [4, 5]. This choice is facilitated by the more favorable ground conditions as against Kuzbass and by dynamic support of operations by science and technology. Structurally uniform enclosing rocks of high quality reduce the risk of sudden roof falls in rooms and save cost of roof support. Dedicated machinery opens wide prospects for mechanization of room and pillar mining [6, 7].

Rooms are extracted by heading machines equipped with coal cutter jigs. From a heading machine to a conveyor line, coal is hauled in shuttling self-propelling cars. Roof support is carried out using special high-productive roof bolters [8]. Such equipment is not manufactured in Russia (except for the cars), which affects efficiency of room and pillar mines. Furthermore, in recent decade, foreign mines increasingly use mobile electro-hydraulic roof supports (Figure 2) [9].




Figure 2. Mobile Roof Support MRS by USA with extended height of (a) 1.6 m and (b) 5 m.

The mobile roof supports eliminate the major disadvantage of RPM—high loss of coal. The mobile roof supports are placed under caving line in a room [10]. After heading machine cuts an entry way in the pillar, the support is advanced behind the machine along the room and protects potential caving zone. Coal reserves are extracted from pillars by sequential mining of entry ways with roof support in the rooms. Such mobile roof supports enable nearly complete extraction of coal from rib pillars. Coal extraction ratio in a panel has risen to 90–95%. This is comparable with the longwall system performance, which improves prospects of shortwalling.

Earlier in Kuzbass, RPM was used in Usinskaya, Sibirginskaya and Rapsadskaya coal mines [11]. At the present time, Lenin and Rapsadskaya-Koksovaya mines take advantage of this technology. Rapsadskaya-Koksovaya mine employs RPM in experimental extraction of coal in gently dipping seam III with a dip angle of 1–12 ° thickness of 10 m. The seam is categorized as prone to rockbursting, gas outbursting and spontaneous combustion [12].

The RPM flow chart is planned and designed with scientific support provided by the VostNII and VNIMI research institutions. Parameters of RPM are determined by numerical modeling of geomechanic behavior of coal and rocks [13–15]. The technology is subjected to commercial-scale trial with heavy scientific work load on evaluation of safety of shortwalling [3, 16, 17].

The application of RPM in Rapsadskaya-Koksovaya mine deals with the problems described below.

1. It is required to cut the seam by layers 3.6 m thick stage-wise undercutting of rooms (Figure 3) [18].

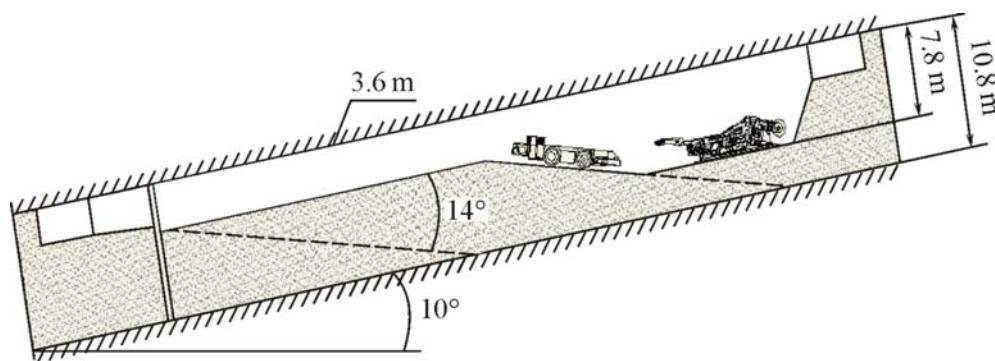


Figure 3. Layer-by-layer cutting of coal in a room in Rapsadskaya-Koksovaya mine.

2. It absolutely necessary to predict rock bursts and outbursts. Making rocks rockburst-nonhazardous involves preventive control (Figure 4a) and perimeter drilling of safety pillars (Figure 4b) [18, 19].

3. It is required to drill holes in the room floor to prevent fracturing. In view of the earlier gas dynamic phenomena accompanied by huge methane emissions, it is necessary to drill destressing and drainage holes per each 6 m of heading (Figure 4c) [19].

4. Safety pillars should be left after 5–6 rooms are extracted. These pillars ensure temporal support in case that primary span of the main roof collapse is exceeded.

5. Configuration of extraction panels should be planned with regard to cleavages. The undertaken re-arrangement of rooms has resulted in higher stability of roof and sidewalls.

Nonetheless, despite these difficulties, RPM has application prospects in Russia. This is backed up with the experience of the technology application in difficult conditions of Olzherass coal field as well as with the international experience and increasing technical capabilities of efficient coal mining [4, 10, 18–20].

For example, Mezhegiugol and Denisovskaya mines in Tyva and Yakutia, respectively, operating in stable host rocks and using modern import equipment annually enjoy increment in coal production output. Successful negotiations and future purchase of mobile roof support in USA promise an increase in extraction of coal reserves from pillars.

Russian scientists contribute to expansion of technological capabilities of RPM. The VostNII institute has undertaken R&D aimed to design an advanced rock cutting tool [21] and simpler and cheaper mobile roof support capable to prevent roof falls in rooms during extraction of coal from pillars. These projects will enable substituting the expensive foreign equipment [22]. Manufacture of RPM equipment by Russian machine building plants will expand capabilities and improve efficiency of the technology.

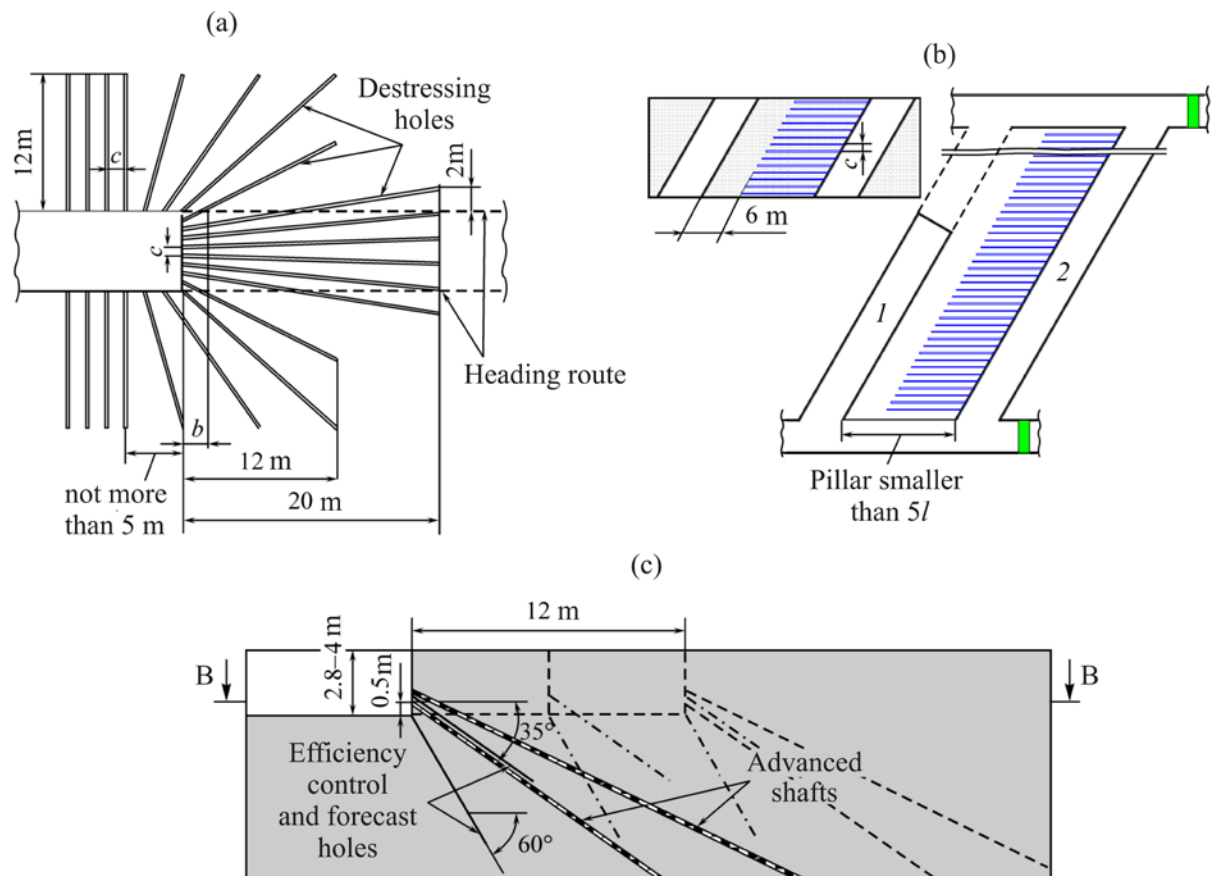


Figure 4. Destressing drilling: (a) heading; (b) treatment of safety pillar; (c) treatment of upper layer floor.

3. Conclusions

1. The method of room and pillar mining has been successfully used for many years in coal mines abroad (USA, Australia, South Africa), which is facilitated by easy ground conditions of coal strata and dynamic support of mining from the side of science and technology.
2. In Kuzbass mines, RPM application requires handling some engineering problems governed by complex nature of coal and rock mass in the Kuznetsk basin, which involves implementation of extra amount of work promoting safety but reducing efficiency of coal production.
3. The problems connected with the proper provision of RPM necessitate manufacture of special-purpose equipment in Russia. The global politics (sanctions and countersanctions) facilitates the execution of the task as foreign equipment leaves the Russian market and the domestic industry is motivated toward innovations.
4. Russian scientists are prepared and can design promising and efficient machines, facilities and technologies to support coal mines and promote expansion of application field of RPM.

References

- [1] Yakovlev DV, Baskakov VP, Rosenbaum MA and Kalinin SI 2015 To the question of shortwall mining of rockburst-hazardous coal seams *Ugol* No 7 pp 13–16
- [2] Mark C and Zelanko J 2001 Sizing of final stumps for safer pillar extraction *20th International Conference on Ground Control in Mining* Morgantown Virginia USA pp 59–66
- [3] Sementsov VV, Dobrovolsky MS, Nivanov EV and Shabalin MP 2017 The application of the shortwall mining in coal seams prone to dynamic phenomena *Vestnik VostNII* No 2 pp 27–31
- [4] Lind GH 2002 Key success elements of coal pillar extraction in New South Wales *Journal of the South Institute of Mining and Metallurgy* pp 199–205
- [5] Mark C, Gauna M, Cybulski J and Karabin G 2011 Application of ARMPS (Version 6) to practical pillar design problems *30th International Conference on Ground Control in Mining* Morgantown West Virginia University pp 30–38
- [6] Maleki H, Owens J and Endicott M 2001 Field evaluation of mobile roof support technologies *20th International Conference on Ground Control in Mining* Morgantown West Virginia University pp 67–77
- [7] Maleki H and Owens J 1998 Analysis of the interaction between mobile roof supports and mine strata *Conference on Design and Construction in Mining, Petroleum and Civil Engineering* Escola Politecnica da Universidade de Sao Paulo pp 287–393
- [8] McTyer K and Sutherland T 2011 The Duncan method of partial pillar extraction at Tasman Mine *11th Underground Coal Operators' Conference* University of Wollongong pp 8–15
- [9] Wilson HG 1991 Mobile roof support for retreat mining *The 10th International Conference on Ground Control in Mining Proceedings* S. Peng (Ed.) WV University pp 103–114
- [10] Howe L Two Decades of Mobile Roof Support Applications [http://www.jhfletcher.com/articles/Two DecadesOfMobile Roof Supports.pdf](http://www.jhfletcher.com/articles/Two%20DecadesOfMobile%20Roof%20Supports.pdf)
- [11] *Test Room-and-Pillar Mining in the Upper layer of Coal Seam III in Lening Mine Using Import Equipment JOY: R&D Report* Proropyevsk 2006 (in Russian)
- [12] *Procedure and Program of for Semi-Commerial Testing of Shortwall Mining System in Coal Seam III in Mine 2 of Ozherass Coal Field, Rospadskaya-Koksovaya Company Mezhdurechensk* 2015 (in Russian)
- [13] Pavlova LD and Fryanov VN 2018 Geomechanical evaluation of deep-level robotic coal mining by the results of numerical modeling *Gornyi Zhurnal* No 2 pp 48–52
- [14] Cherepov AA and Pavlova LD 2017 Assessment of agreement between the numerical modeling results and in-situ measurements of stress state parameters *Vestnik KuzGTU* No 6 pp 61–68
- [15] Eremenko VA, Louchnikov VN, Sandy MP and Shelukhin IS 2015 Evaluation of roof conditions in room-and-pillar mining in permafrost zone *Gornyi Zhurnal* No 3 pp 24–32
- [16] Gromov YuA et al 2003 *Guidelines for Selecting Geomechanical Parameters for Shortwall Mining Technology for Coal Seams* Saint-Petersburg VNIMI (in Russian)
- [17] Cherepov AA, Shiryaev SN and Kulak VYu 2017 Stress and strain distribution in geomass under room-and-pillar mining of a thick gently dipping coal bed *GIAB* No 9 pp 170–178
- [18] *Process Flow Charts and Recommendations for Extraction of Coal Reserves from Seam 6-6a by Room and Pillar Mining Method in Rospadskaya Mine: R&D Report* Prokopyevsk 2006
- [19] *Rockburst Hazard Analysis and Reduction Recommendations. Optimization of Rib Pillar Parameters : R&D Report* Prokopyevsk 2015 (in Russian)
- [20] Prokopenko SA, Ludzish VS and Li AA 2017 Recycling possibilities for reducing waste from cutters on combined cutter-loaders and road builders *Waste Management & Research* Vol 35(12) pp 1278–1284 DOI: 10.1177/0734242X17731154
- [21] Prokopenko SA, Ludzish VS and Kurzina IA 2016 Improvement of cutting tools to enhance performance of heading machines in rocks *Journal of Mining Science* Vol 52 No 1 pp 153–159 DOI:10.1134/S1062739116010248
- [22] Prokopenko SA and Ludzish VS 2014 Problems of innovation course of development of russian mining enterprises *Gornyi Zhurnal* No 1 pp 47–49