

LONDON  
SCHOOL of  
HYGIENE  
& TROPICAL  
MEDICINE



LSHTM Research Online

Mumma, Jane; Simiyu, Sheillah; Aseyo, Evalyne; Anderson, John; Czerniewska, Alexandra; Allen, Elizabeth; Dreibelbis, Robert; Baker, Kelly K; Cumming, Oliver; (2019) The Safe Start trial to assess the effect of an infant hygiene intervention on enteric infections and diarrhoea in low-income informal neighbourhoods of Kisumu, Kenya: a study protocol for a cluster randomized controlled trial. *BMC infectious diseases*, 19 (1). p. 1066. ISSN 1471-2334 DOI: <https://doi.org/10.1186/s12879-019-4657-0>

Downloaded from: <http://researchonline.lshtm.ac.uk/id/eprint/4655646/>

DOI: <https://doi.org/10.1186/s12879-019-4657-0>

**Usage Guidelines:**

Please refer to usage guidelines at <https://researchonline.lshtm.ac.uk/policies.html> or alternatively contact [researchonline@lshtm.ac.uk](mailto:researchonline@lshtm.ac.uk).

Available under license: <http://creativecommons.org/licenses/by/2.5/>

<https://researchonline.lshtm.ac.uk>

STUDY PROTOCOL

Open Access



# The Safe Start trial to assess the effect of an infant hygiene intervention on enteric infections and diarrhoea in low-income informal neighbourhoods of Kisumu, Kenya: a study protocol for a cluster randomized controlled trial

Jane Mumma<sup>1\*†</sup>, Sheillah Simiyu<sup>2</sup>, Evalyne Aseyo<sup>1</sup>, John Anderson<sup>3</sup>, Alexandra Czerniewska<sup>5</sup>, Elizabeth Allen<sup>4</sup>, Robert Dreibelbis<sup>5</sup>, Kelly K. Baker<sup>6</sup> and Oliver Cumming<sup>5\*†</sup>

## Abstract

**Background:** *Symptomatic and asymptomatic enteric infections* in early childhood are associated with negative effects on childhood growth and development, especially in low and middle-income countries, and food may be an important transmission route. Although basic food hygiene practices might reduce exposure to faecal pathogens and resulting infections, there have been few rigorous interventions studies to assess this, and no studies in low income urban settings where risks are plausibly very high. The aim of this study is to evaluate the impact of a novel infant food hygiene intervention on infant enteric infections and diarrhoea in peri-urban settlements of Kisumu, Kenya.

**Methods:** This is a cluster randomized control trial with 50 clusters, representing the catchment areas of Community Health Volunteers (CHVs), randomly assigned to intervention or control, and a total of 750 infants recruited on a rolling basis at 22 weeks of age and then followed for 15 weeks. The intervention targeted four key caregiver behaviours related to food hygiene: 1) hand washing with soap before infant food preparation and feeding; 2) bringing all infant food to the boil before feeding, including when reheating or reserving; 3) storing all infant food in sealed containers; and, 4) using only specific utensils for infant feeding which are kept separate and clean.

**Results:** The primary outcome of interest is the prevalence of one or more of 23 pre-specified enteric infections, determined using quantitative real-time polymerase chain reaction for enteric pathogen gene targets. In addition, infant food samples were collected at 33 weeks, and faecal indicator bacteria (*Enterococcus*) isolated and enumerated to assess the impact of the intervention on infant food contamination.

(Continued on next page)

\* Correspondence: [jnumma@gmail.com](mailto:jnumma@gmail.com); [Oliver.Cumming@lshtm.ac.uk](mailto:Oliver.Cumming@lshtm.ac.uk)

† Jane Mumma and Oliver Cumming contributed equally to this work.

<sup>1</sup>Center of Research, Great Lakes University Kisumu, P.O. Box 2224-40100, Kisumu, Kenya

<sup>5</sup>Disease Control Department, London School of Hygiene and Tropical Medicine, WC1E 7HT, London, UK

Full list of author information is available at the end of the article



(Continued from previous page)

**Conclusion:** To our knowledge this is the first randomized controlled trial to assess the effect of an infant food hygiene intervention on enteric infections in a high burden, low income urban setting. Our trial responds to growing evidence that food may be a key pathway for early childhood enteric infection and disease and that basic food hygiene behaviours may be able to mitigate these risks. The Safe Start trial seeks to provide new evidence as to whether a locally appropriate infant food hygiene intervention delivered through the local health extension system can improve the health of young children.

**Trial registration:** The trial was registered at [clinicaltrials.gov](https://clinicaltrials.gov) on March 16th 2018 before enrolment of any participants (<https://clinicaltrials.gov/ct2/show/NCT03468114>).

**Keywords:** Enteric infections, Diarrhoea, Child food, Infant food, Hygiene, Kenya, Kisumu

## Background

Diarrhoeal disease, a key symptom of gastro-intestinal or enteric infection, is the fourth leading cause of disability globally [1] and the leading cause of child death in sub-Saharan Africa [2]. Furthermore, there is growing evidence of the impact of sub-clinical childhood enteric infection and disease on growth and development [3, 4].

Food is likely to be an important source of exposure to enteric pathogens in early childhood. Recent studies have shown that food given to children in early childhood can be highly contaminated with faecal indicator bacteria [5] as well as specific diarrhoeagenic enteric pathogens [6]. Environmental interventions to reduce exposure to these pathogens and reduce diarrhoea have traditionally focused on improving the quality and distribution of drinking water, the management of excreta through sanitation systems and the promotion of hand-washing with soap at critical times [7] but generally not on food hygiene related behaviours and infrastructure.

More than half of the world's population now reside in urban areas and over one third of this population live in 'slums or informal settlements' [8]. Although access to safe water and sanitation is generally higher in urban areas [9], the risk of enteric infection may be greatest in poor urban areas due to the combination of high population density and limited public health infrastructure [10–13]. These conditions pose multiple risks for contamination of food as supported by a recent study of pathogen diversity in infant food in low-income informal neighbourhoods of Kisumu, Kenya [6]. The 'Safe Start' trial is designed to assess whether a locally appropriate, low-cost food hygiene intervention, delivered within the context of the existing health extension system in peri-urban neighbourhoods of Kisumu, Kenya can reduce early childhood exposure to enteric pathogens.

## Methods

### Research aim and objectives

The purpose of this study is to examine the effect of an infant food hygiene behaviour change intervention on child health. The study will assess the impact of the

intervention on: (1) infant health as determined by prevalence of gastro-intestinal infection and diarrhoeal; (2) specific food hygiene practices; and (3) infant food contamination.

### Study design

Our study was a cluster randomized controlled trial (cRCT) design. Clusters for the trial were defined as the catchment areas of local Community Health Volunteers (CHVs); a total of 50 CHV catchment areas were recruited into the study and randomly assigned to an intervention and control arm of the study. An overview of the study design is presented in Fig. 1 (CONSORT [14] diagram).

The primary outcome for the study is the prevalence of enteric infection at age 37 weeks ( $\pm$  1 week). We define the prevalence of enteric infection as the presence of 1 or more enteric pathogens in child stools based on the detection of 23 genetic markers of specific common enteric bacteria, viruses and protozoan (Table 1). The secondary outcome is diarrhoea; defined as the number of days a child has diarrhoea between 22 and 37 weeks of age ( $\pm$  1 week). Tertiary outcomes include child mortality, defined as any infant death occurring between 22 and 37 weeks of age ( $\pm$  1 week). In addition, the study will assess the effectiveness of the intervention by measuring changes in specific food practices and in bacterial contamination of infant food.

### Study setting

The study is being conducted in two informal neighbourhoods of Kisumu, Kenya: Nyalenda A and Nyalenda B (Fig. 2). Kisumu is the third largest city in Kenya and is located in Kisumu County, on the shores of Lake Victoria, and has a population of approximately 400,000. The city is surrounded by a series of peri-urban areas sometimes referred to as the 'slum belt' [15]. These peri-urban areas have emerged due to economic migration and a lack of affordable housing [16]. Some sources

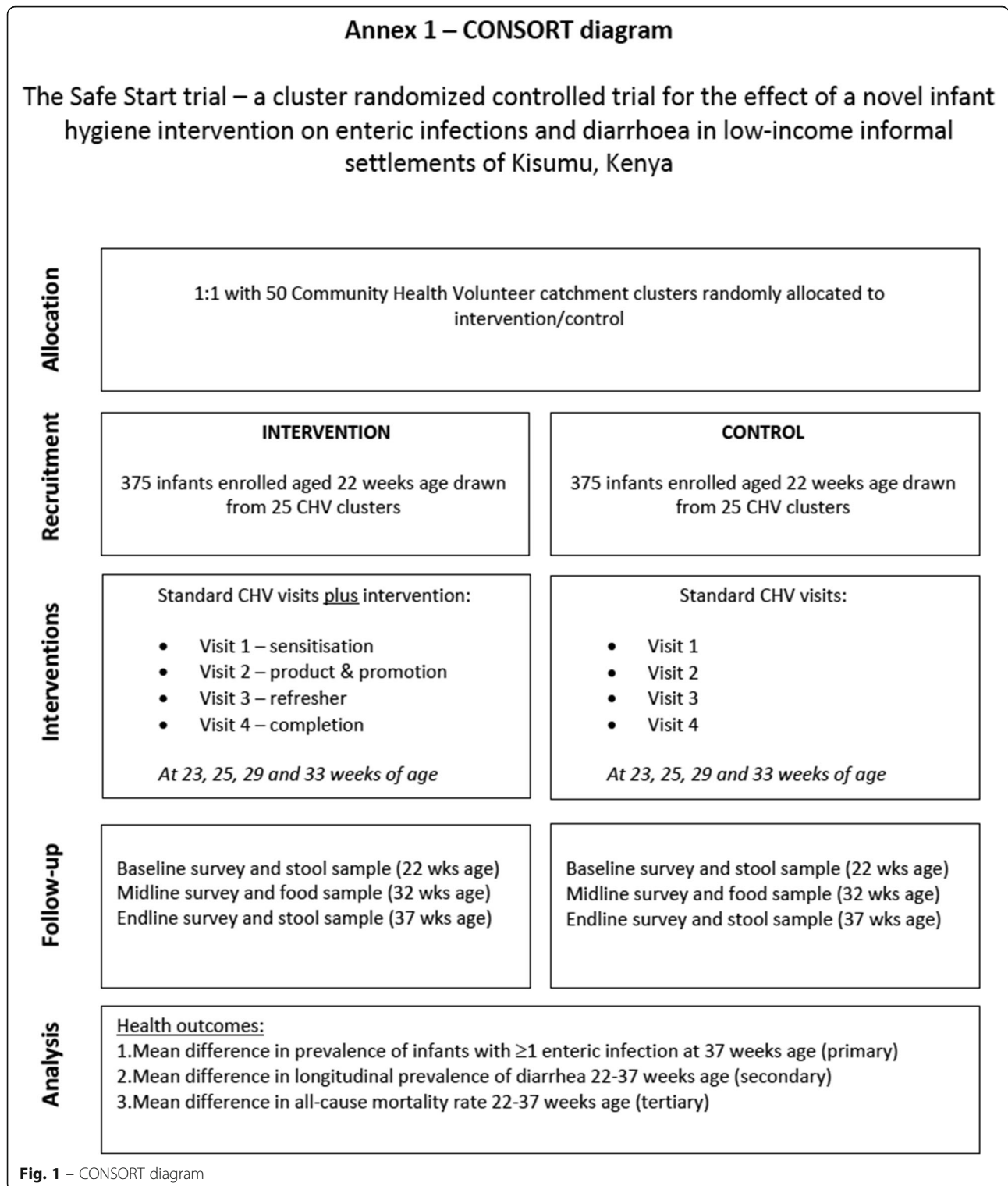
**Table 1** – Specific enteric pathogen primers and probes for TaqMan Array Card used to determine the primary outcome

PATHOGEN	GENE TARGET	FORWARD PRIMER	REVERSE PRIMER	PROBE SEQUENCE	Ref
<b>BACTERIA</b>					
Aeromonas	Aerolysin	TYCGYTACCAGTGGGACAAG	CCRGCAAACCTGGCTCTCG	CAGTTCAGTCCCACCACTT	[2]
<i>Campylobacter jejuni/</i> <i>C. coli</i>	<i>cadF</i>	CTGCTAAACCATAGAAATAAAA TTTCTCAC	CITTTGAAGGTAATTTAGATATG GATAATCG	CATTTTGACGATTTTTGGCTTGA	[2]
<i>Clostridium difficile</i>	<i>tcdB</i>	GGTATTACCTAATGTCCAAATAG	TTTGTGCCATCATTTTCTAAGC	CCTGGTGTCCATCCTGTTC	[2]
Enteroaggregative <i>Escherichia coli</i> (EAEC)	<i>aaiC</i>	ATTGTCTCAGGCATTTTAC	ACGACACCCCTGATAAACAA	TAGTGCACTCATCATTTAAG	[2]
Enteroaggregative <i>Escherichia coli</i> (EAEC)	<i>aata</i>	CTGGCGAAAGACTGTATCAT	TTTTGCTTCATAAGCCGATAGA	TGGTTTCATCTATTACAGACA GC	[2]
Enterohemorrhagic <i>E. coli</i> (EHEC) 0157	<i>rdhE</i>	TTTACACTTATTGGATGGTCTCAA	CGATGAGTTTATCTGCAAGGTGAT	CTCTTTCTCTGCGGTCT	[1]
Enteropathogenic <i>E. coli</i> (EPEC)	<i>eae</i>	CATTGATCAGGATTTTTCTGGTGATA	CTCATGCGGAAATAGCCGTTA	ATACTGGCGAGACTATTTCAA	[2]
Enteropathogenic <i>E. coli</i> (EPEC)	<i>bfpA</i>	TGGTGCTTGGCGTTGCT	CGTTGCGCTCATTACTTCTG	CAGTCTGCGTCTGATTCCAA	[2]
Enterotoxigenic <i>E. coli</i> (ETEC) LT toxin	ETEC LT	TTCCACCGGATCACCAA	CAACCTTGTGGTGCATGATGA	CTTGAGAGAAGAACCCT	[2]
Enterotoxigenic <i>E. coli</i> (ETEC) ST toxin	STh STp	GCTAAACCAGYAGRGTTCTCAA AATGAATCACTTGACTCTTCAAAA	CCCGGTACARGCAGGATTACAA CATGAATCACTTGACTCTTCAAAA	TGGTCTGAAAGCATGAATGAA CAACACATTTTACTGCT	[2]
<i>Salmonella enteritidis</i>	<i>ttr</i>	CTCACCAGGAGATTACAACATGG	AGCTCAGACCAAAGTGACCATC	CACCGACGGCGAGACCGACTTT	[2]
<i>Shigella</i> spp.	<i>virG</i>	TCAGAAAGTAATTGGCATGGA	AGAACC CGCCCAAAGA	AGGGCGGAATATT	[1]
<i>Vibrio cholerae</i>	<i>hlyA</i>	ATCGTCAGTTTGGAGCCAGT	TCGATGCGTTAAACACGAAG	ACCGATGCGATTGCCCAA	[2]
<b>PROCESS CONTROL</b>					
MS2	MS2g1	TGGCACTACCCCTCTCCGTATTCAC	GTACGGGCGACCCACGATGAC	CACATCGATAGATCAAGGTGCC TACAAGC	[2]
<b>VIRUS</b>					
Adenovirus 40–41	Fiber Gene	AACTTTCTCTTAATAGACGCC	AGGGGGCTAGAAAACAAA	CTGACACGGGCACTCT	[2]
Adenovirus broad species	Hexon	GCCACGGTGGGTTTCTAAACTT	GCCCCAGTGGTCTTACAT GCACATC	TGCACCAGACCCGGGCTCAG	[1]
Norovirus GI	ORF 1–2	CGYTGGATGCGNTTYCATGA	CITAGACGCCATCATCATTYAC	TGGACAGGAGATCGC	[1]
Norovirus GII	ORF 1–2	CARGARBCNATGTTYAGR TGGATGAG	TCGACGCCATCTTCATTACA	TGGGAGGGCGATCGCAATCT	[2]
Rotavirus	NSP3	ACCA TCTWCACRTRACCCTCTATGAG	GGTCACATAACGCCCTATAGC	AGTTAAAAGCTAACACTGTCAAA	[2]
<b>PROTOZOAN</b>					
<i>Giardia duodenalis</i> Assemblage A	<i>triosephosphate isomerase (TPI)</i>	TTCCGCCGTACACCTGTC	GCGCTGCTATCTCAACTG	ATTGCGGCAAACCGTCA	[1]
<i>Giardia duodenalis</i> Assemblage B	<i>triosephosphate isomerase (TPI)</i>	GATGAACGCAAGGCCAATAA	CITTGATTCTCCAATCTCCTTCTT	AATATTGCTCAGCTCGAGGC	[1]
<i>Cryptosporidium</i> spp.	18 s rRNA	GGGTTGTATTTATTAGATAAAG AACCA	AGGCCAATACCCTACCGTCT	TGACATATCATTCAAGTTTCTG AC	[2]
<i>C. hominus</i>	LIB13	TCCTTGAATGAATATTTGTGACTCG	AAATGTGGTAGTTGCGGTTGAAA	CTTACTTCGTGGCGGCGT	[1]
<i>C. parvum</i>	LIB13	TCCTTGAATGAATATTTGTGACTCG	TTAATGTGGTAGTTGCGGTTGAA	TATCTTCTGAGCGGCGTA	[1]

estimate that up to 60% of the city's population reside in these peri-urban communities [17].

The counties that previously made up the Nyanza and Western provinces have relatively high levels of

infectious disease morbidity and mortality. The child mortality rate for Kisumu county is 105 deaths per 1000 live births and the prevalence of childhood stunting (below-2 SD) is approximately 25% [18]. In Kisumu



county, approximately 70% of all children between 12 and 23 months of age have received all recommended child disease vaccines, and it is estimated that 30% of children experiencing diarrhoea receive timely oral rehydration therapy [ORT] [18]. Two-week diarrhoeal

prevalence in Kisumu is 18%, higher than neighbouring areas [18]. Data from the nearby Kenyan site of the Global Enteric Multi-site Study (GEMS) [19] reported the leading identified infectious causes of diarrhoea to be Rotavirus, *Cryptosporidium*, ST-EPEC and *Shigella*.

### Community health volunteer system

Kenya has been undergoing a process of decentralization, with many areas of policy, including the health sector and the community extension services, now the responsibility of the County Government. The Community Health Committee (CHC), is the health governance structure closest to the people at the county level. Community Health Volunteers (CHVs), who serve as frontline health workers in this decentralized system, report to the community health committee through the Community Health Extension Workers (CHEW) [20].

CHVs receive basic training to diagnose and treat illnesses such as malaria, pneumonia, and diarrhoea; make referrals to health facilities; provide health education; conduct nutrition surveillance; collect vital events data; assist with immunization and provide other aspects of maternal and child health [21, 22]. More recently, CHVs have been engaged in the promotion of some hygiene-related behaviour, including community led total sanitation (CLTS) and safe household water storage and treatment [23]. Under the current study, we collaborated with CHVs to design and test an intervention to reduce infant exposure to enteric pathogens and they are involved in the delivery of the intervention.

### Study participants

Our primary participants are infants enrolled at the age of 22 weeks (+/- 1 week), who currently reside in Nyalenda A or B, and will be living there for the subsequent five months. Our secondary participants are primary or secondary caregivers who provide care to the infant during the day and who are at least 18 years of age. A primary caregiver is defined as the person who is directly responsible for the enrolled child and a secondary caregiver is defined as any other person apart from the primary caregiver who watches the child or supports the primary caregiver.

### The Safe Start intervention

#### *Development of intervention*

We followed the Behaviour Centered Design (BCD) approach to intervention development [24]. Specific qualitative and quantitative formative research studies were implemented in a similar and neighbouring area of Kisumu city. Infant faecal-oral exposure in their domestic environment was assessed using structured observation of infants and caregivers, identifying low rates of hand hygiene among caretakers and infant food as a viable route of exposure to enteric pathogens that could be mitigated by safe preparation, storage and reheating of food [25]. Caregiver attitudes and practices in this population and the emotional and environmental drivers of food hygiene behaviours were assessed through structured observation and in-depth interviews with primary

and secondary caregivers [26]. Microbiological and molecular analysis of infant food samples was used to determine the prevalence and intensity of infant food contamination with specific enteric pathogens implicated in childhood diarrhoea [6]. Various known diarrhoeagenic agents, including bacteria, viruses and protozoa, were frequently detected with at least one enteric pathogen identified in 62% of infant food samples and multiple pathogens identified in 37% of infant food. A fourth study that specifically informed Safe Start intervention delivery explored CHV schedules, routines and capacity to deliver behaviour change through direct observation, interviews, and focus group discussions. This study identified a wide range of challenges, including: poor training, lack of material resources, and limited incentives to undertake additional tasks [23].

Formative research findings led to the design of two primary candidate intervention components designed to improve food hygiene behaviours in the target population. The first component consisted of hardware items introduced at the household level to facilitate improved food hygiene behaviours. The second component consisted of motivational and educational messaging designed to improve caregiver knowledge of proper food hygiene and target the specific emotional drivers of safe food hygiene identified in formative research. The feasibility and acceptability of the two intervention components – both independently and in combination – were assessed and iteratively adapted using the Trials of Improved Practice (TIPs) methodology [27]. Details of this process are described in Simiyu et al. [28].

#### *Intervention description*

The final intervention was designed to target early childhood exposure to enteric pathogens through contaminated food. The intervention targets the following four behaviours:

1. Safe hand hygiene: handwashing with soap before food preparation and before infant feeding.
2. Safe food preparation: bringing all infant food to the boil before any feeding event.
3. Safe storage of food: storing all infant food in sealed containers.
4. Safe feeding: using designated utensils for infant feeding reserved from other use.

The intervention components use two sequential and complementary aspects of the nurture motives. The first is the desire to care for and protect a child as they grow. In formative research, “happy” was seen as marker of child fitness and health. The concept of “Happy Baby” emerged as a focal point for messaging and was



incorporated into intervention materials. The second commonly articulated aspect of nurture was the desire to ensure that the child will have a successful future. This was operationalized as messages related to a “Successful Child” and focused on ensuring that the mother provides the necessary foundation for future success. In addition to messages targeting emotional drivers, the intervention also provides the necessary foundational knowledge about food hygiene, and associated risks, but framed within an emic understanding of child health and successful parenting within the communities.

The intervention is delivered in four visits (Fig. 3) in collaboration between CHVs and specifically trained field staff. Visit 1 is a preliminary sensitization visit, led by participating CHVs in the weeks before children turn six months of age. During this first visit, CHVs reiterate existing messages regarding the importance of exclusive breastfeeding until 6 months of age, appropriate weaning foods, and their introduction after six months. The CHV also introduces new topics regarding food hygiene, including: environmental contamination, the risks associated with contaminated weaning food, and the potential health consequences - diarrhoeal disease, growth impairment, and cognitive deficits. The second visit is timed to coincide with children turning 6 months (25 weeks) old and introduces the “Happy Baby” aspect of the intervention. This household visit is designed to be a fun and lively experience for participating households and is led by specifically trained field staff who are accompanied by local CHVs. During this visit, field staff deliver a number of products designed to enable and trigger improved food hygiene practices, including: a baby bowl, a baby spoon, a baby cup, a handwashing container/station, a bottle dispenser of liquid soap (with instructions for self-refill), two deep and two rectangular sealable storage containers, and a branded “Happy Baby” feeding mat. In addition, intervention households receive a “Happy Baby” customised calendar with images that reinforce target behaviours and reference newly provided materials. Caregivers are instructed to record diarrhoea episodes on calendars between visits, ensuring that caretakers interact with and see messages. Visit 3 occurs when the child is 29 weeks old. This visit, once again led by local CHVs, reinforces messages, discusses experiences with new target behaviours, and reviews new information on food hygiene. Visit 4 occurs when the child is 32 weeks old and introduces the “Successful Child” component of the intervention. Successful child images compliment “Happy Baby” materials by including images of older children in graduation gowns and caps. The successful child stage includes a “graduation event” for the caregiver, including a “food hygiene pledge”, and a forward-looking discussion about their aspirations for the infant and how to give their child a “Safe Start” in

life. As an example of the materials, we include an image of the “Successful Girl” calendar given to caregivers in the intervention group (Additional file 1).

#### **Data collection**

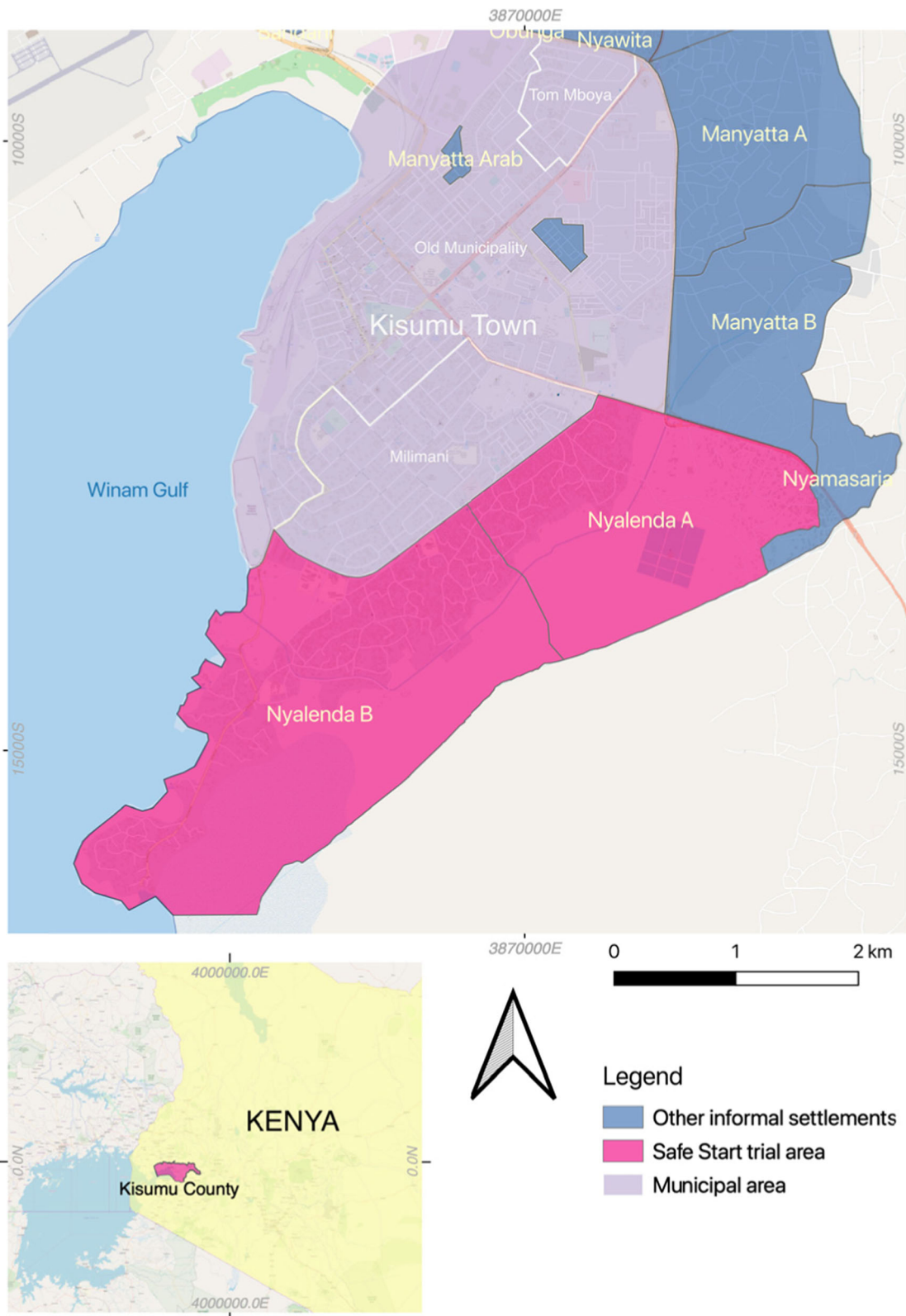
Data are collected at three points – baseline, midline, and endline – through survey questionnaire, structured observation, along with stool and food sample collection (Fig. 3). At baseline (22 weeks of age), a short survey questionnaire is administered to the infant caregiver covering general household information, WASH access, infant health and animal contacts, with key details verified against the infant’s health card (e.g. date and place of birth, vaccination status). At the same time, a stool sample is collected from the infant for analysis (procedure described below). At midline (33 weeks of age) a second household visit is made with a structured observation of infant food preparation and feeding by the caregiver, and a second short questionnaire administered. Lastly, an endline visit is completed at age 37 weeks when a stool sample is collected and a third short questionnaire administered.

Intervention ‘fidelity’ is assessed using process evaluation methods [29] to collect qualitative and quantitative data through in-depth interviews, focus group discussions and structured questionnaires with CHVs and caregivers among a small sample of intervention and control clusters/households. At each follow-up point, any participant deaths are recorded along with the official cause of death.

All personal identifiers collected, including names and telephone numbers, will be stored separately from other, de-identified data. All data from the surveys, stool and environmental samples will be linked through a unique household code that cannot be traced back to an individual. GPS coordinates for individual households will be recorded which represents identifying data that therefore requires careful protection. The GPS coordinates themselves, and the specific locations of households on maps, will not be published or presented with results of any analyses. All physical forms will be kept in a locked file cabinet in a locked office to prevent unintended release of information. All electronic data will be encrypted and stored on secured and password protected electronic databases.

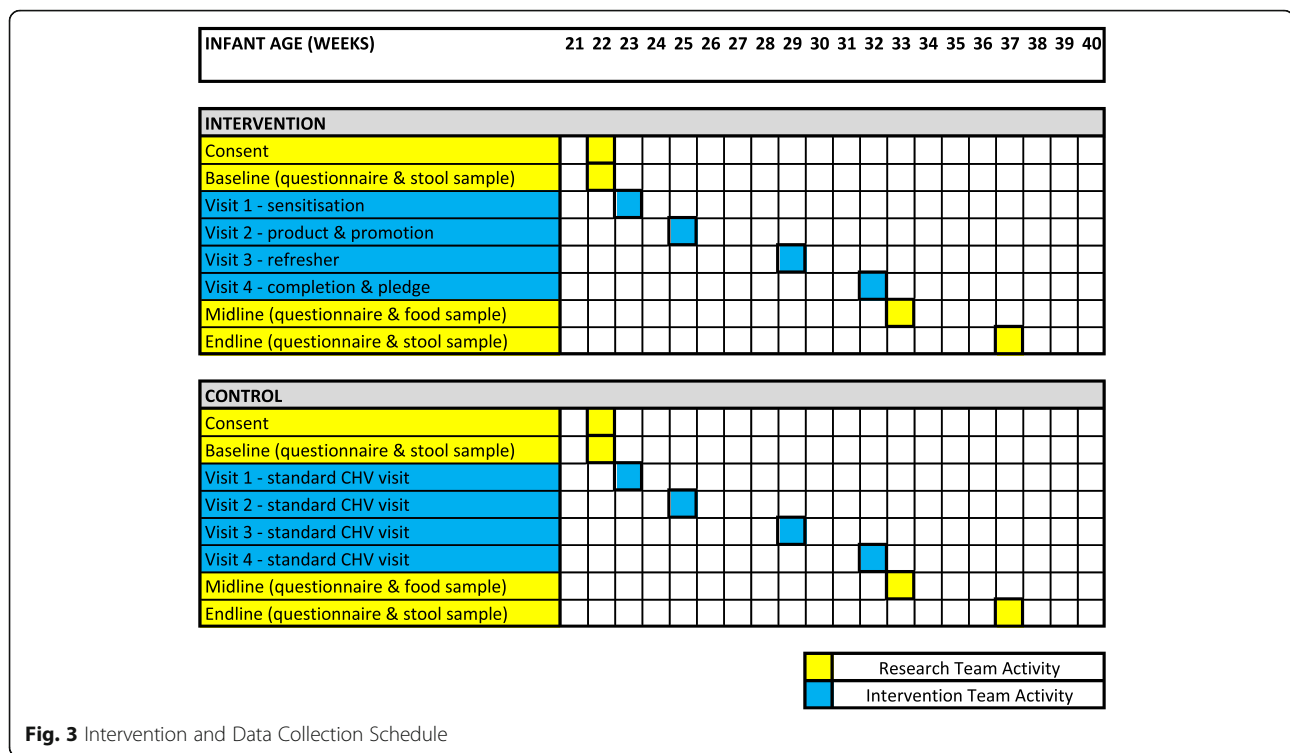
#### **Environmental and clinical sample collection**

A stool sample is collected for each enrolled infant at baseline (22 weeks of age) and endline (37 weeks of age), and an infant food sample collected at midline (33 weeks of age) [Fig. 3]. For infant stool, the infant’s caregiver is given several unused, clean diapers and is asked to use the diapers on the child until they defecate. Once a child has defecated in a diaper, the caregiver folds the diaper so that



**Fig. 2** – Map showing Safe Start study areas of Nyalenda A and B (pink), two of the informal neighbourhoods around Kisumu Town in Kisumu County, Kenya





**Fig. 3** Intervention and Data Collection Schedule

the faeces is undisturbed on the interior and places the diaper in a provided biohazard bag. This procedure is used to prevent faeces samples from being collected off the ground (contaminated by soil) or from out of potties used by other children (contaminated by faeces). The bag is stored in a cool, dark, secure place until the research team returns to the household the next day and collects the sample. On the day of sample collection, the enumerator uses the scoop from the sterile collection bottle to scoop the stool from the diaper into the bottle, labelling the container with the date of collection and participant's identification number. The bottle with the stool sample is placed in a bio hazard bag and the bag placed on ice in a cooler box and transported to the laboratory. At the laboratory, a lab technician sterilizes the outside of the bio hazard bag, removes the stool collection bottle from the bag, and records the sample as received. If the infant has not defecated on the day of sample collection or the stool sample is not sufficient for collection, the enumerator informs the parent or caregiver that they will return again the next day. This continues for up to 5 consecutive days.

For the infant food sample, the research team collects a sample of food cooked during the midline observation, and again several hours later after food has been used and stored for several hours. The caregiver is asked to place a sample of food in a sterile WhirlPak bag by the same means as she would feed a child (e.g. spoon, hands). Given that levels of contamination in food may increase with time during the day, time of collection is noted. Samples are labelled

(date, time and study identification number), placed immediately into a cooler box, maintained at  $< 10^{\circ}\text{C}$  with ice packs, and then transported to the laboratory for analysis.

#### Laboratory analysis

Food samples are processed by enumerating a bacterial indicator of faecal contamination (*Enterococcus*). In brief, 1 ml (mL), 0.1 mL, and 0.01 mL dilutions of liquid foods are filtered through 0.45  $\mu\text{m}$  pore-size membrane filter (Millipore Corp., Bedford, MA, USA), and the filters are cultured overnight on Slanetz & Barley Enterococcus Medium (OXOID CM0377). For solid foods, five grams are homogenized with 45 mL of sterile phosphate buffer saline (PBS), and 10 mL, 1 mL, and 0.1 mL dilutions are filtered and cultured on Enterococcus agar plates. Then the plates are incubated at  $41^{\circ}\text{C} \pm 0.5^{\circ}$  for 24 h. After incubation, all light and dark red colonies are counted as *Enterococcus* and expressed as colony forming units (CFU) present per gram of food sample. A 10 ml volume of PBS used to resuspend solid food samples and wash membrane filters is processed each day as a food negative control.

A 200 mg sample of each stool sample is measured into a Zymo Shield Collection container and DNA and RNA is co-extracted using the ZymoBiomics DNA/RNA Mini kit according to the manufacturer's protocol (Zymo Corp., CA, USA). DNA/RNA is immediately stored in a  $-20^{\circ}\text{C}$  freezer until transfer to the University of Iowa for molecular analysis. A second 200 mg stool sample is

transferred to a labelled sterile Eppendorf tube and stored in a  $-20^{\circ}\text{C}$  freezer as a repository in the event that primary samples are lost, mislabelled, or otherwise destroyed. All stools are processed in sterilized biosafety cabinets with laminar air flow, and one process negative control is prepared each day by leaving a Zymo Shield Tube open in the cabinet during stool processing, and then processing it for DNA/RNA extraction. Pathogen targets are detected and quantified by quantitative real-time polymerase chain reaction using Customized Taqman Array Cards on a ViiA7 thermocycler (Life Technologies, USA) as previously described with the exception of adding 300  $\mu\text{M}$  bovine serum albumin (BSA) to reduce inhibition during PCR. Outcomes are defined as the pathogen-specific presence and concentration of individual pathogens, as well as the presence and diversity (sum of pathogen types) of all pathogens. Concentrations of individual pathogens per gram of stool are estimated by comparison of cycle thresholds of pathogen specific genes against standard curves for each reference of interest. In the event that pathogen genes are detected in process negative controls, monoplex PCR is used to verify that detection is true contamination. If negative controls are contaminated, the stool samples processed on the same day as the negative control are considered non-determined (ND) for the related pathogen.

#### **Sample size calculation and analysis**

Using a standard approach for calculating sample size for cluster Randomised Controlled Trials [30] we estimated the minimum detectable difference in primary and secondary health outcome measures with a planned total sample size of 750 children (375 intervention, 375 controls) across 50 clusters (25control/25 intervention) and with an anticipated intra-class correlation coefficient (ICC) of 0.01. Our assumptions regarding baseline/control prevalence of any enteric infection and diarrhoeal disease are drawn from the most recent Multiple Indicator Cluster Survey (MICS) estimates for the prevalence of stunting and recent diarrhoea in Nyanza province [18], and the Demographic and Health Surveillance (DHS) survey national urban estimates for Kenya [31]; alongside, the national (Kenyan) and global estimates for prevalence of any enteric infection from the Global Enteric Multi-country Study (GEMS) [19]. In the absence of published effect size estimates for similar early childhood interventions on enteric infection prevalence and our assumption regarding effect size is cautiously estimated based on the effects on diarrhoea of different WASH interventions [32].

For the primary outcome, with 750 infants enrolled, and assuming a control prevalence of  $\geq 1$  of the 23 measured enteric infections of 0.7, and an intraclass

correlation coefficient (ICC) of 0.01 we would have 80% power at a 5% level of significance to detect a minimum difference between arms in the prevalence of  $\geq 1$  infection of 11%. For our secondary outcome, with 750 infants, we would be able to detect a minimum difference in longitudinal prevalence of caregiver reported diarrhoea of 7% or greater, assuming a control longitudinal prevalence of diarrhoea of 15%.

The CONSORT Statement for cluster randomised controlled trials will guide the analysis and presentation of results [33]. To assess any imbalance between arms, descriptive statistics of demographic and outcome measures (where available) will be tabulated at baseline.

All analysis will be carried out on groups as randomised ('intention to treat'). All analyses will account for the nature of the distribution of the relevant outcome and results will be presented as appropriate effects sizes at 95% confidence intervals. We account for clustering by using generalised estimating equations (GEE) and adjust for baseline differences in groups by including the cluster mean of our outcome at baseline as a covariate in statistical models. For all analyses, unadjusted and adjusted results will be presented, with covariates in adjusted analyses specified a priori.

#### **Randomisation**

Randomisation was undertaken remotely by the Clinical Trials Unit at the London School of Hygiene & Tropical Medicine (LSHTM). The unit of randomisation is the CHV catchment cluster, and, in discussion with the Ministry of Health for Kisumu County, the participating 50 clusters were selected from the 94 eligible clusters in the study neighbourhoods, with eligibility determined by the presence of an "active" CHV. The 50 active clusters were then randomly allocated 1:1 into two trial arms.

#### **Blinding**

This is a public health intervention seeking to change specific behaviours through direct engagement with participants such that blinding of participants to their allocation was not deemed possible. Randomisation of clusters was done remotely; enumerators, principal investigator, and trial statistician were blinded to allocation. The trial statistician will conduct final analyses blind to allocation.

#### **Coordinating committees**

The Trial Management Group includes representatives from each partner organisation (GLUK, Iowa University and LSHTM) chaired by the Principal Investigators (JM and OC). Modifications required to the protocol (intervention, participants, study design, analysis methods, or outcomes) during the study will be approved by the

LSHTM Research Ethics Committee prior to implementation and the new information registered on the trial registry ([clinicaltrials.gov](http://clinicaltrials.gov)). Need and frequency of audits for trials is independent of the investigators and is determined using a risk-based approach.

### Adverse events

The trial is monitored for adverse events and all reported adverse events are documented and reports are compiled on a quarterly basis. The principal investigators (JM and OC) will review any reported severe adverse events to assess the level of relatedness to intervention and take appropriate action.

### Limitations

We had initially intended for the Safe Start intervention to be delivered exclusively by CHVs to demonstrate more directly the scalability of such an intervention within the existing health system structure and resource envelope. However, findings from our formative work demonstrated that such an approach would likely place undue burden on CHVs in the context of a research project. Although delivered by specialized field workers employed for the purposes of this study, our intervention is still considered to be deliverable within the CHV system and has been endorsed as such by the Ministry of Health for Kisumu County.

### Discussion

The goal of the 'Safe Start' intervention is to demonstrate that low cost, locally appropriate food hygiene interventions which target child caregivers of weaning infants can reduce foodborne exposure to enteric pathogens and the resulting infection and disease. Our intervention, informed by extensive formative research with infants, caregivers, health extension workers and discussion with the local Ministry of Health, has the potential to be scaled up if proven to be effective.

### Trial status

Protocol version number and date: Version 1, March 01, 2018.

Date recruitment began: March 26th, 2018.

Approximate date when study will be completed: November 30th, 2019.

### Supplementary information

**Supplementary information** accompanies this paper at <https://doi.org/10.1186/s12879-019-4657-0>.

**Additional file 1.** Intervention materials, the "Successful Girl" calendar.

### Abbreviations

CFU: Colony forming units; CHC: Community Health Committee; CHEW: Community Health Extension Worker; CHV: Community Health

Volunteer; CLTS: Community Led Total Sanitation; cRCT: Cluster Randomized Control Trial; CU: Community Unit; DHS: Demographic Health Survey; GEMS: Global Enteric Multicenter Study; GLUK: Great Lakes University of Kisumu; GPS: Global Positioning System; ICC: Intraclass Correlation Coefficient; ICH-GCP: International Council for Harmonisation – Good Clinical Practice; LMIC: Low and Middle Income Countries; LSHTM: London School of Hygiene and Tropical Medicine; MICS: Multiple Indicator Cluster Survey; MSD: Moderate and Severe Diarrhoea; ORT: *Oral rehydration therapy* (ORT); TIPS: Trial of Improved Practice; WASH: Water Sanitation and Hygiene

### Acknowledgements

We would like to recognize the early inputs of the late Dr. Jeroen Ensink to this project as well as his wider contribution to the field of environmental health research. As a colleague, and as a friend, he is sorely missed. We are especially grateful to the County Government of Kisumu and in particular the Departments of Public Health and Community Health Strategy for their strong and sustained support for the Safe Start trial. To the CHVs in Nyalenda A, Nyalenda B and Obunga, thank you for doing an outstanding job and for the commitment and energy you bring to your work. Finally, we gratefully acknowledge the many contributions and efforts of the Safe Start Team without whom none of this would be possible. We wish to sincerely thank Julius Otieno, Mary Aligonda, Caroline Atogo, Lilian Chebichi, Winnie Alando, Edwin Atitwa, Bonphace Okoth, John Denge and Wilson Otieno - thank you for giving 'Safe Start' your very best!

### Authors' contributions

JM: Funding acquisition, study conception, protocol design, first draft of manuscript. OC: Funding acquisition, study conception, protocol design, first draft of manuscript. SS: Contributed to protocol design, contributed to manuscript writing. RD: Contributed to protocol design, contributed to manuscript writing. KKB: Contributed to protocol design, contributed to manuscript writing. JA: Contributed to protocol design, contributed to manuscript writing. EAse: Contributed to protocol design, contributed to manuscript writing. AC: Contributed to protocol design, contributed to manuscript writing. EAll: Contributed to protocol design, statistical analysis, contributed to manuscript writing. All authors read and approved the final Manuscript.

### Funding

The Safe Start trial is funded by the United Kingdom Department for International Development through the SHARE Research Consortium ([www.SHAREresearch.org](http://www.SHAREresearch.org)). The funder has not had, and will not have, any role in the design and execution of the study, the analysis of study data nor any decisions to publish results relating to the study.

### Availability of data and materials

Not applicable.

### Ethical approval and consent to participate

The investigators of the study have training in good clinical practice and research ethics in humans, and the collection of human tissue. The study received ethical approval prior to the enrolment of participants. Ethical approval for the study were obtained from Great Lakes University of Kisumu (Ref: GREC/010/248/2016) and London School of Hygiene and Tropical Medicine (Ref: 14695), and University of Iowa (Ref: 00000099). The primary study participants are infants aged < 6 months and the secondary participants are their caregivers. We deem that the infants are unable to either consent or assent to participate so consent is sought from the primary caregiver for the infant by specialized field workers. A participant information sheet (PIS) and consent statement is read in the preferred local language (Dholuo or Swahili) and a written copy of both documents provided. Consent forms are signed and dated by the caregiver. In the case of illiterate participants, an independent witness will sign and date the consent form and a fingerprint will be collected from the participant. If study participants withdraw from the study subsequent to enrolment, any data already collected and analysed will be used, unless the participant requests otherwise, but no further analysis will be done nor samples kept.

### Consent for publication

A paragraph in the PIS informs the participant that study findings will be published in scientific journals. The statement says, "At the end of study, all

data from questionnaires and samples will be analysed by researchers working with the London School of Hygiene and Tropical Medicine, Great Lakes University of Kisumu and the University of Iowa. Results of the questionnaires will be summarized anonymously and presented at community meetings convened by Great Lakes University of Kisumu which participant's will be invited to and will be able to ask questions of the research team if there is anything which the participant does not understand. The overall results of the research will be presented to Kisumu County Ministry of Health and Published in Scientific journals."

#### Competing interests

All authors declare that they have no competing interests, whether financial or non-financial.

#### Author details

<sup>1</sup>Center of Research, Great Lakes University Kisumu, P.O. Box 2224-40100, Kisumu, Kenya. <sup>2</sup>Urbanisation and Well Being Unit, African Population and Health Research Center, P.O. Box 10787-00100, Nairobi, Kenya. <sup>3</sup>Independent Research Consultant, TX78702, Austin, USA. <sup>4</sup>Department of Medical Statistics, London School of Hygiene and Tropical Medicine, WC1E 7HT, London, UK. <sup>5</sup>Disease Control Department, London School of Hygiene and Tropical Medicine, WC1E 7HT, London, UK. <sup>6</sup>Department of Occupational and Environmental Health College of Public Health, University of Iowa, Iowa City, IA 52333, USA.

Received: 28 August 2019 Accepted: 22 November 2019

Published online: 19 December 2019

#### References

- Murray CJ, Vos T, Lozano R, Naghavi M, Flaxman AD, Michaud C, et al. Disability-adjusted life years (DALYs) for 291 diseases and injuries in 21 regions, 1990–2010: a systematic analysis for the global burden of disease study 2010. *Lancet*. 2013;380(9859):2197–223.
- Liu L, Johnson HL, Cousens S, Perin J, Scott S, Lawn JE, et al. Global, regional, and national causes of child mortality: an updated systematic analysis for 2010 with time trends since 2000. *Lancet*. 2012;379(9832):2151–61.
- Checkley W, Buckley G, Gilman RH, Assis AM, Guerrant RL, Morris SS, et al. Multi-country analysis of the effects of diarrhoea on childhood stunting. *Int J Epidemiol*. 2008;37(4):816–30.
- Rogawski-McQuade E, Platts-Mills J, Gratz J, Zhang J, Moulton L, Mutasa K, et al. Impact of water quality, sanitation, handwashing, and nutritional interventions on enteric infections in rural Zimbabwe: the Sanitation Hygiene Infant Nutrition Efficacy (SHINE) Trial. *J Infect Dis*. 2019; In Press.
- Ercumen A, Pickering AJ, Kwong LH, Arnold BF, Parvez SM, Alam M, et al. Animal feces contribute to domestic fecal contamination: Evidence from *E. coli* measured in water, hands, food, flies and soil in Bangladesh. *Environ Sci Technol*. 2017 Aug 1; 51 (15): 8725–8734.
- Tsai K, Simiyu S, Mumma J, Aseyo RE, Cumming O, Dreibelbis R, et al. Enteric pathogen diversity in infant foods in low-income neighborhoods of Kisumu, Kenya. *Int J Environ Res Public Health*. 2019;16(3):506.
- Snow J. On the mode of communication of cholera. *John Churchill*. 1855.
- WHO, UN-Habitat. Hidden cities: unmasking and overcoming health inequities in urban settings: World Health Organization; 2010.
- Bain R, Wright J, Christenson E, Bartram J. Rural: urban inequalities in post 2015 targets and indicators for drinking-water. *Sci Total Environ*. 2014;490:509–13.
- White GF, Bradley DJ, White AU, Ahmed T. Drawers of water: University of Chicago Press Chicago; 1972.
- Strunz EC, Addiss DG, Stocks ME, Ogden S, Utzinger J, Freeman MC. Water, sanitation, hygiene, and soil-transmitted Helminth infection: a systematic review and meta-analysis. *PLoS Med*. 2014;11(3):e1001620.
- Mock NB, Sellers TA, Abdoh AA, Franklin RR. Socioeconomic, environmental, demographic and behavioral factors associated with occurrence of diarrhea in young children in the Republic of Congo. *Social science & medicine* (1982). 1993;36(6):807–16.
- Olack B, Burke H, Cosmas L, Bamrah S, Dooling K, Feikin DR, et al. Nutritional status of under-five children living in an informal urban settlement in Nairobi, Kenya. *J Health, Popul Nutr*. 2011;29(4):357.
- Moher D, Schulz KF, Altman DG, Group C. The CONSORT statement: revised recommendations for improving the quality of reports of parallel-group randomised trials. *Lancet*. 2001;357(9263):1191–4.
- KNBS. The 2009 Kenya population and housing census. Kenya: Kenyan National Bureau of Statistics; 2010.
- Habitat U. Situation analysis of informal settlements in Kisumu. Cities Without Slums Sub-Regional Programme for Eastern and Southern Africa Kenya Slum Upgrading Programme 2005.
- Programme KSU, Human Settlements Programme UN. Situational analysis of informal Settlements in Kisumu. Kenya: Nairobi; 2005.
- Statistics KNBo. Nyanza Province multiple Indicator cluster survey 2011. Kenyan National Bureau of Statistics: Nairobi; 2013.
- Kotloff KL, Nataro JP, Blackwelder WC, Nasrin D, Farag TH, Panchalingam S, et al. Burden and aetiology of diarrhoeal disease in infants and young children in developing countries (the global enteric multicenter study, GEMS): a prospective, case-control study. *Lancet*. 2013;382(9888):209–22.
- Ministry of Health K. Community Strategy Implementation Guidelines for Managers of the Kenya Essential Package for Health at the Community Level. Kenya: Ministry of Health, Sector Planning and Monitoring Department; 2007.
- Lehman U, Sanders D. Community health workers: what do we know about them? The state of the evidence on programmes, activities, costs and impact on health outcomes of using community health workers. World Health Organization: Evidence and Information for Policy. Geneva: Department of Human Health; 2007.
- Lewin S, Babigumira S, Bosch-Capblanch X, Aja G, Van Wyk B, Glenton C, et al. Lay health workers in primary and community health care: a systematic review of trials. Geneva: World Health Organization; 2006.
- Aseyo E, Davis DNE, Baker K, Cumming O, Mumma J, Dreibelbis R. Community health volunteers' capacity for hygiene behaviour change: evidence from urban Kenya; 2017.
- Aunger R, Curtis V. Behaviour Centred design: towards an applied science of behaviour change. *Health Psychol Rev*. 2016;10(4):425–46.
- Davis E, Cumming O, Aseyo R, Muganda D, Baker K, Mumma J, et al. Oral contact events and caregiver hand hygiene: implications for fecal-oral exposure to enteric pathogens among infants 3–9 months living in informal, Peri-urban communities in Kisumu, Kenya. *Int J Environ Res Public Health*. 2018;15(2):192.
- Mumma J, Cumming O, Simiyu S, Czerniewska A, Aseyo R, Muganda D, et al. Infant food hygiene and childcare practices in context: findings from an urban informal settlement in Kenya. *Am J Tropical Med Hygiene*. Accepted Oct 2019.
- Harvey SA, Paredes Olórtegui M, Leontsini E, Ramal Asayag C, Scott K, Winch PJ. Trials of improved practices (TIPs): a strategy for making long-lasting nets last longer? *American J Trop Med Hyg*. 2013;88(6):1109–15.
- Simiyu S, Czerniewska A, Aseyo ER, Baker KK, Cumming O, Mumma JAQ, Dreibelbis R. Designing a food hygiene intervention in the low income, peri urban context of Kisumu, Kenya: applying the trials of improved practices (TIPs) methodology. *Am J Tropical Med Hygiene*. Under Review.
- Linnan L, Steckler A. Process evaluation for public health interventions and research. California: Jossey-bass San Francisco; 2002.
- Hayes R, Moulton L. Cluster randomised trials; 2009.
- Kenya National Bureau of Statistics (KNBS), ICF Macro. Kenya Demographic and Health Survey 2008–09. Calverton: KNBS and ICF Macro; 2010.
- Cairncross S, Hunt C, Boisson S, Bostoen K, Curtis V, Fung IC, et al. Water, sanitation and hygiene for the prevention of diarrhoea. *Int J Epidemiol*. 2010;39(suppl 1):i193–205.
- Campbell MK, Piaggio G, Elbourne DR, Altman DG. Consort 2010 statement: extension to cluster randomised trials. *BMJ*. 2012;345:e5661.

#### Publisher's Note

Springer Nature remains neutral with regard to jurisdictional claims in published maps and institutional affiliations.