



## UWS Academic Portal

### Lifetimes of the 4+1 states of $^{206}\text{Po}$ and $^{204}\text{Po}$

Stoyanova, M.; Rainovski, G.; Jolie, J.; Pietralla, N.; Blazhev, A.; Beckers, M.; Dewald, A.; Djongolov, M.; Esmaylzadeh, A.; Fransen, C.; Gerhard, L.M.; Gladnishki, K.A.; Herb, S.; John, P.R.; Karayonchev, V.; Keatings, J.M.; Kern, R.; Knafla, L.; Kocheva, D.; Kornwebel, L.; Kröll, Th.; Ley, M.; Mashtakov, K.M.; Müller-Gatermann, C.; Régis, J.-M.; Scheck, M.; Schomacker, K.; Sinclair, J.; Spagnoletti, P.; Sürder, C.; Warr, N.; Werner, V.; Wiederhold, J.

*Published in:*  
Physical Review C

*DOI:*  
[10.1103/PhysRevC.100.064304](https://doi.org/10.1103/PhysRevC.100.064304)

Published: 06/12/2019

*Document Version*  
Peer reviewed version

[Link to publication on the UWS Academic Portal](#)

#### *Citation for published version (APA):*

Stoyanova, M., Rainovski, G., Jolie, J., Pietralla, N., Blazhev, A., Beckers, M., ... Wiederhold, J. (2019). Lifetimes of the 4+1 states of  $^{206}\text{Po}$  and  $^{204}\text{Po}$ : a study of the transition from noncollective seniority-like mode to collectivity. *Physical Review C*, 100, 064304. <https://doi.org/10.1103/PhysRevC.100.064304>

#### **General rights**

Copyright and moral rights for the publications made accessible in the UWS Academic Portal are retained by the authors and/or other copyright owners and it is a condition of accessing publications that users recognise and abide by the legal requirements associated with these rights.

#### **Take down policy**

If you believe that this document breaches copyright please contact [pure@uws.ac.uk](mailto:pure@uws.ac.uk) providing details, and we will remove access to the work immediately and investigate your claim.

# Lifetimes of the $4_1^+$ states of $^{206}\text{Po}$ and $^{204}\text{Po}$ : A study of the transition from non-collective seniority-like mode to collectivity

M. Stoyanova,<sup>1</sup> G. Rainovski,<sup>1,\*</sup> J. Jolie,<sup>2</sup> N. Pietralla,<sup>3</sup> A. Blazhev,<sup>2</sup> M. Beckers,<sup>2</sup> A. Dewald,<sup>2</sup> M. Djongolov,<sup>1</sup> A. Esmaylzadeh,<sup>2</sup> C. Fransen,<sup>2</sup> L.M. Gerhard,<sup>2</sup> K.A. Gladnishki,<sup>1</sup> S. Herb,<sup>2</sup> P.R. John,<sup>3</sup> V. Karayonchev,<sup>2</sup> J.M. Keatings,<sup>4</sup> R. Kern,<sup>3</sup> L. Knafla,<sup>2</sup> D. Kocheva,<sup>1</sup> L. Kornwebel,<sup>2</sup> Th. Kröll,<sup>3</sup> M. Ley,<sup>2</sup> K.M. Mashtakov,<sup>4</sup> C. Müller-Gatermann,<sup>2</sup> J.-M. Régis,<sup>2</sup> M. Scheck,<sup>4</sup> K. Schomacker,<sup>2</sup> J. Sinclair,<sup>4</sup> P. Spagnoletti,<sup>4</sup> C. Sürder,<sup>3</sup> N. Warr,<sup>2</sup> V. Werner,<sup>3</sup> and J. Wiederhold<sup>3</sup>

<sup>1</sup>*Faculty of Physics, St. Kliment Ohridski University of Sofia, 1164 Sofia, Bulgaria*

<sup>2</sup>*Institut für Kernphysik, Universität zu Köln, 50937 Köln, Germany*

<sup>3</sup>*Institut für Kernphysik, Technische Universität Darmstadt, 64289 Darmstadt, Germany*

<sup>4</sup>*School of Computing, Engineering, and Physical Sciences,*

*University of the West of Scotland, Paisley PA1 2BE, United Kingdom*

(Dated: Received 7 October 2019; published 6 December 2019)

Low-lying yrast states of  $^{204}\text{Po}$  and  $^{206}\text{Po}$  were investigated by the  $\gamma$  -  $\gamma$  fast timing technique with  $\text{LaBr}_3(\text{Ce})$  detectors. Excited states of these nuclei were populated in the  $^{197}\text{Au}(^{11}\text{B},4\text{n})^{204}\text{Po}$  and the  $^{198}\text{Pt}(^{12}\text{C},4\text{n})^{206}\text{Po}$  fusion-evaporation reactions, respectively. The beams were delivered by the FN-Tandem accelerator at the University of Cologne. The lifetimes of the  $4_1^+$  states of both nuclei were measured, along with an upper lifetime limit for the  $2_1^+$  state of  $^{204}\text{Po}$ . A comparison between the derived  $B(E2; 4_1^+ \rightarrow 2_1^+)$  values and results from simplified empirical two-state mixing calculations suggests that for the  $4_1^+$  states of even-even polonium isotopes the transition from single particle mode at  $N = 126$  to collective mode, when reducing the number of neutrons, occurs above  $N = 122$ .

PACS numbers: 21.10.Tg, 23.20.-g, 27.80.+w

## I. INTRODUCTION

The Nuclear Shell Model represents the most fundamental concept in nuclear structure physics that naturally leads to the appearance of magic numbers due to the existence of large energy gaps, primarily defined by the shape of the potential and the spin-orbit interaction [1]. The shell model, in combination with pairing correlations, provides an easy way to understand low-energy spectra of semi-magic nuclei. Low-energy excited states with  $J > 0$  in semi-magic nuclei, with more than one particle in a single high- $j$  orbital are formed by recoupling of angular momenta of unpaired nucleons, thus forming multiplets of states that have the same number of unpaired nucleons. This number is called seniority ( $\nu$ ) [2–4] and is generally considered as a good quantum number. In fact, the generalized seniority scheme [3, 4] represents a truncation of the nuclear shell model. For the yrast states of even-even nuclei the seniority scheme is manifested by a few clear experimental signatures [5, 6]: the excited yrast states have seniority  $\nu = 2$  and follow an energy pattern that is equivalent to the one for a  $j^2$  configuration in which the energy spacing between the states decreases towards the state with maximum angular momentum; the absolute  $E2$  transition strength for the seniority-changing transition  $2_1^+(\nu = 2) \rightarrow 0_1^+(\nu = 0)$  increases in a parabolic way with the filling of the  $j$ -shell and reaches a maximum at the middle of the  $j$ -shell; and

the absolute  $E2$  transition strengths for the seniority-conserving transitions  $J \rightarrow J - 2 (J > 4)$  decrease in a parabolic way with the filling of the  $j$ -orbital and reaches a minimum at the middle of the  $j$ -orbital. It can be expected that the features of the seniority scheme persist in open-shell nuclei close to magic numbers in which low-energy excitations are dominated by nucleons of the same kind. However, when the number of the other kind of valence nucleons increases, it can also be expected that the proton-neutron interaction increases [7] and eventually a collective behaviour emerges. In fact, this can be deemed as a transition from single-particle (seniority-type) excitations to collective ones. When and how this transition appears, *i.e.* to what extent the seniority features persist in open shell nuclei, is not entirely clear. A recent similar study for the  $N = 50$  isotopes has shown that the breaking down of the seniority symmetry is caused by cross-shell core excitations [8].

The open-shell Po-Rn-Ra nuclei in the vicinity of the double-magic nucleus  $^{208}\text{Pb}$  offer a suitable ground for studying the transition from single-particle seniority type excitations to collective mode. It can be expected, as suggested in Ref. [5], that the valence neutrons in  $N \leq 126$  nuclei occupy orbitals with high principal quantum number and low angular momentum. As a result, they interact weakly with the protons in the  $h_{9/2}$  orbital [9], which dominate the wave functions of the yrast states forming a seniority-like structure. Indeed, for all even-even nuclei in the Po-Rn-Ra isotonic chains with  $122 \leq N \leq 126$  the yrast states follow a typical seniority-like pattern. The  $8_1^+$  states in these nuclei are isomers with wave functions dominated by the  $\pi(h_{9/2})^n$  configuration [10]. The lat-

\* rig@phys.uni-sofia.bg

ter assignment is in agreement with the almost constant values of the measured magnetic moments of these states [11]. Moreover, the  $B(E2; 8_1^+ \rightarrow 6_1^+)$  values decrease with increasing of proton number for all even-even nuclei in the Po-Rn-Ra isotonic chains with  $120 \leq N \leq 126$  [5]. Based on these arguments J.J. Ressler *et al.* [5] suggested that the noncollective seniority regime persists for nuclei from the Po-Rn-Ra isotonic chains with  $122 \leq N \leq 126$  up to  $^{210}\text{Ra}$  [10], and a collective behaviour emerges around  $N = 118 - 120$ .

However, it has to be noted that due to lack of experimental data, the interpretation in Ref. [5] does not include the evolution of the absolute  $E2$  transition strengths for the seniority-changing transitions  $2_1^+(\nu = 2) \rightarrow 0_1^+(\nu = 0)$ . Recently  $B(E2; 2_1^+ \rightarrow 0_1^+)$  values of  $18_{-10}^{+14}$  W.u. and  $13(6)$  W.u. have been reported for the  $N = 122$  isotones  $^{206}\text{Po}$  and  $^{208}\text{Rn}$ , respectively [12]. These values suggest a constant, or slightly increasing trend with respect to the  $B(E2; 2_1^+ \rightarrow 0_1^+)$  value in  $^{204}\text{Pb}$ , instead of the expected more rapid increase, should the seniority regime persist. Based on this observation and QRPA calculations [12], it has been suggested that, at least for the  $2_1^+$  states of the polonium isotopes, a moderate collectivity sets in immediately when moving away from the closed proton shell [12]. Thus, the energy level pattern and the evolution of the  $B(E2; 8_1^+ \rightarrow 6_1^+)$  values suggest that the non-collective seniority regime persists for the  $N = 122$  isotones, as suggested in Refs. [5, 10], while the newly measured values of the  $B(E2; 2_1^+ \rightarrow 0_1^+)$  in  $^{206}\text{Po}$  and  $^{208}\text{Rn}$  indicate a moderate collectivity [12]. This suggests that the transition from single-particle seniority-type mode to collective mode develops differently for low- and high-spin states. In order to shed more light on this process we have measured the lifetimes of the  $4_1^+$  states of  $^{206}\text{Po}$  and  $^{204}\text{Po}$  which determine the  $E2$  transition strengths for the seniority-preserving transition  $4_1^+(\nu = 2) \rightarrow 2_1^+(\nu = 2)$ . Until now, these data were missing due to experimental difficulties that stem from the fact that the  $4_1^+$  states of these nuclei are positioned between the long-lived  $8_1^+$  states ( $\tau(8_1^+; ^{206}\text{Po}) = 335(6)$  ns [13] and  $\tau(8_1^+; ^{204}\text{Po}) = 202(7)$  ns [14]) and the short-lived  $2_1^+$  states ( $\tau(2_1^+; ^{206}\text{Po}) = 3.7_{-1.7}^{+2.8}$  ps [12]).

## II. EXPERIMENT

The experiments were performed at the HORUS spectrometer [15] of the FN Tandem facility at the University of Cologne. The excited states of  $^{206}\text{Po}$  were populated in the  $^{198}\text{Pt}(^{12}\text{C}, 4n)$  fusion-evaporation reaction at a beam energy of 65 MeV. The target used was a  $^{198}\text{Pt}$  foil with a thickness of  $10 \text{ mg/cm}^2$  enriched to 91.6%. The excited states of  $^{204}\text{Po}$  were populated in the  $^{197}\text{Au}(^{11}\text{B}, 4n)$  fusion-evaporation reaction at a beam energy of 55 MeV. A  $110 \text{ mg/cm}^2$  thick  $^{197}\text{Au}$  foil was used as a target. The  $\gamma$ -rays from the decay of the excited states were detected by a hybrid array consisting of eight HPGe detectors and nine  $\text{LaBr}_3(\text{Ce})$  scintillators (hereafter called

LaBr), each with dimensions  $\emptyset 1.5 \times 1.5$  in. To suppress the Compton background, six of the LaBr detectors were placed inside bismuth-germanate (BGO) anti-Compton shields. The other three LaBr had lead shields to suppress background events associated with scattered  $\gamma$  rays. The time differences between the timing signals for every unique combination of LaBr detectors were measured using time-to-amplitude converters (TAC) applying the multiplexed-start and multiplexed-stop electronics set-up [16]. The detector energy signals and the TAC amplitudes were recorded using 80-MHz synchronized digitizers in a triggerless mode.

The lifetimes of the states of interest were extracted from the time difference spectra by applying the Generalized Centroid Difference (GCD) method. The method is discussed in detail in Ref. [17]. Some aspects of the present analyses along with preliminary results are also presented in Ref. [18]. Here we briefly present the method and the final results from the analyses. In the GCD method, two independent time spectra are obtained, constructed as the time difference between two signals generated by two consecutive  $\gamma$ -rays that populate and depopulate an excited state of interest. When a transition which feeds the state ( $E_f$ ) provides the start signal to the TAC and a decay transition ( $E_d$ ) from this state provides the stop signal, a time difference distribution labelled as "Delayed" (D) is obtained. In the reverse case, a time difference distribution labelled as "Anti-delayed" (AD) is obtained. Both distributions are characterized by their centroids,  $C^D$  and  $C^{AD}$ , respectively. Assuming no background contributions, the mean lifetime of the state of interest  $\tau$  can be expressed via the difference between the centroids of the time spectra:

$$\Delta C(E_f, E_d) \equiv C^D - C^{AD} = 2\tau + PRD(E_f, E_d), \quad (1)$$

In this formula, where PRD stands for Prompt Response Difference and describes the mean time-walk characteristics of the setup [19]. For the calibration of the PRD, a  $^{152}\text{Eu}$  source was used. Two time spectra were produced by selecting feeder-decay combinations for states with well known lifetimes. Measuring the centroid differences  $\Delta C$  and using Eq.(1), the PRD is obtained. The data points are fitted using the function [19, 20]:

$$PRD(E_\gamma) = \frac{a}{\sqrt{eE_\gamma^2 + b}} + cE_\gamma + d \quad (2)$$

The final result of the PRD-curve is presented in Figure 1. The precision of the PRD fit is defined as two times the standard root-mean-squared deviation ( $2\sigma$ ), corresponding in our case to 8 ps. More details on constructing the PRD curve for the present set-up can be found in Ref. [18].

The lifetimes of interest were extracted by analysing triple- $\gamma$  coincidences. The full projections of the triple coincidences together with a level scheme of the yrast states of  $^{206}\text{Po}$  relevant for the analysis are shown in Fig. 2. The triple- $\gamma$  coincidences allow the lifetimes to be extracted from  $\gamma - \gamma$  data in LaBr detectors which are in

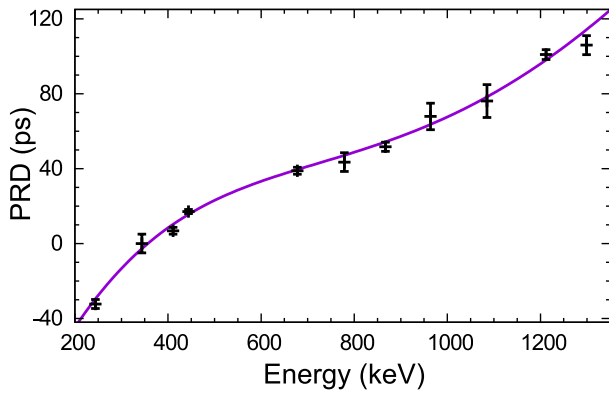


FIG. 1. (Color online) The PRD curve of the set-up measured with a  $^{152}\text{Eu}$  source.

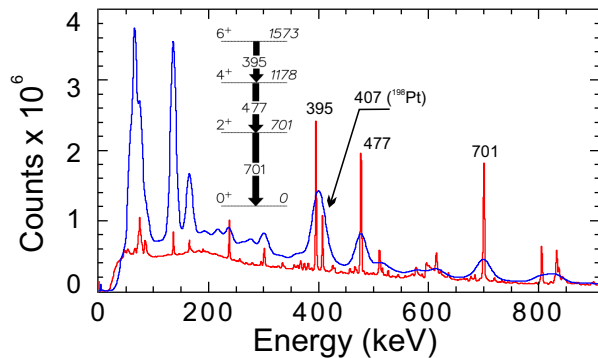


FIG. 2. (Color online) Full projections of the HPGe-LaBr-LaBr (blue) and HPGe-LaBr-HPGe (red) coincidence data from the  $^{198}\text{Pt}(^{12}\text{C},4n)$  reaction at a beam energy of 65 MeV. The inset shows a partial level scheme of  $^{206}\text{Po}$ . The peaks from the transitions used in the analyses are labelled by their energies.

an additional coincidence with a certain energy registered in the HPGe detectors. The latter coincidence condition improves the peak-to-background ratio in the LaBr detectors, reduces the influence of the possible contaminant transitions with energies similar to those of the feeder and/or decay transitions, and reduces the influence of the time-correlated background. The doubly gated LaBr and HPGe spectra, relevant for extracting the lifetime of the  $4_1^+$  state of  $^{206}\text{Po}$ , are shown in Fig. 3(a) and (c). These spectra are generated from HPGe-LaBr-LaBr and HPGe-LaBr-HPGe triple coincidences data, respectively, by using the same gates in both cases. By comparing the spectra in Fig. 2 and in Fig. 3 (a) and (c) some advantages of the triple- $\gamma$  coincidences can clearly be seen. For example, the 407-keV peak which corresponds to the  $2_1^+ \rightarrow 0_1^+$  transition in  $^{198}\text{Pt}$  is clearly present in Fig. 2 and apparently cannot be resolved from the 395-keV peak in the LaBr spectra. However, once proper HPGe gates are applied, the contribution of the 407-keV peak is significantly reduced while the second LaBr gate completely eliminates it (cf. Fig. 3(a) and (c)).

The delayed and the anti-delayed time distributions, shown in Fig. 3(b), are obtained by setting the first LaBr gate on the full-energy peak (FEP) of the 395-keV transition and the second LaBr gate on the FEP of the 477-keV transition. The reverse combination of gates, demonstrated in Fig. 3(c), produces the same time distributions but with exchanged "D" and "AD" labels. By measuring the difference between the centroids of these time distributions  $\Delta C_{exp}$ , the lifetime can be determined. However, this value cannot be directly used in Eq. (1) since it contains contributions from the time-correlated Compton background which comes from the counts underneath the full energy peaks (FEP's). A correction for these contributions can be done by sampling the time response of the background at several positions on either side of the FEP of the decay transition [21], as depicted in Fig. 3(a). The obtained data points are fitted with a quadratic function and the time response of the background at the position of the FEP of the decay  $\Delta C_d^{BG}$  is determined by interpolation. The data points used to fit the time response of the background are presented on the lower panel of Fig. 3(a). An analogous procedure is performed to obtain the time response of the background  $\Delta C_f^{BG}$  at the position of the FEP of the feeder as shown in Fig. 3(c). Finally, the centroid difference  $\Delta C$  which can directly be used in Eq.(1) is calculated as suggested in Ref. [21]:

$$\Delta C = \Delta C_{exp} + \frac{1}{2} \left( \frac{\Delta C_{exp} - \Delta C_f^{BG}}{(p/b)_f} + \frac{\Delta C_{exp} - \Delta C_d^{BG}}{(p/b)_d} \right), \quad (3)$$

where  $(p/b)_{f,d}$  are the peak-to-background ratios observed in the gates indicated in Fig. 3. As a result of this procedure we have measured the lifetime of the  $4_1^+$  state of  $^{206}\text{Po}$  to be  $\tau(4_1^+; ^{206}\text{Po}) = 89(7)$  ps.

The same analysis is used to determine the lifetime of the  $4_1^+$  state of  $^{204}\text{Po}$ . The full projections of the triple coincidences, together with a level scheme of the yrast states of  $^{204}\text{Po}$  relevant for the analysis, are shown in Fig. 4. In Fig. 5 the procedure of extracting the lifetime is presented. As in the case of  $^{206}\text{Po}$ , here the comparison between the spectra in Fig. 4 and Fig. 5(a) and (c) again reveals the advantages of the triple- $\gamma$  coincidences. Many transitions, clearly present in the full projections in Fig. 4, are essentially eliminated in the doubly gated spectra in Fig. 5(a) and (c). The final result for the lifetime of  $4_1^+$  state of  $^{204}\text{Po}$  is  $\tau(4_1^+; ^{204}\text{Po}) = 23(6)$  ps. It has to be noted that the larger relative uncertainty is mostly due to the smaller centroid shift difference  $\Delta C_{exp}$  as can be clearly seen in Fig. 5.

The lifetime of the  $2_1^+$  state in  $^{204}\text{Po}$  is not known. We made an attempt to estimate it from the present data. This is illustrated in Fig. 6. The HPGe gate was set on the 426-keV transition, while LaBr gates were set on the 684-keV and 516-keV transitions, respectively. Thus, we were able to determine an upper limit of 9 ps for the lifetime of the  $2_1^+$  state in  $^{204}\text{Po}$ . An analogous procedure in the case of the  $2_1^+$  state of  $^{206}\text{Po}$  leads to a similar upper

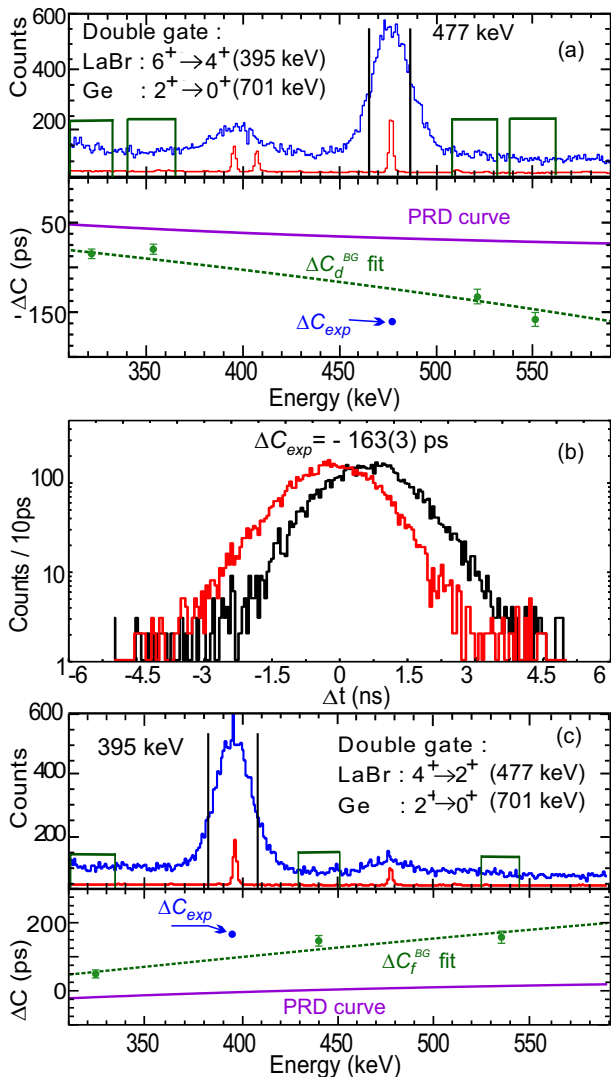


FIG. 3. (Color online) The procedure for extracting the lifetime of the  $4_1^+$  state in  $^{206}\text{Po}$ . (a) Double-gated spectra from LaBr (blue) detectors and HPGe detectors (red) produced from triple coincidence data by imposing the indicated coincidence conditions (gates). Here the gate on the LaBr detectors is set on the transition feeding the level of interest. The vertical black lines indicate the gate width used to produce the time-difference spectra at the full energy peak (FEP) of the decay transition. The corresponding peak-to-background ratio is 4.38. The vertical green lines indicate the gates used to extract the time response of the background. The panel below presents the fitted time response of the background (dashed green line), together with the PRD curve (magenta line) and the obtained centroid difference (the blue circle). The uncertainties of the latter is within the size of the circle. (b) LaBr delayed and anti-delayed time-difference spectra for the 395- and 477-keV feeder-decay combination with additional HPGe gate on the 701-keV transition. (c) Same as (a) but the gate on the LaBr detectors is set on the decay transition. The corresponding peak-to-background ratio is 4.41. All presented spectra are not background subtracted.

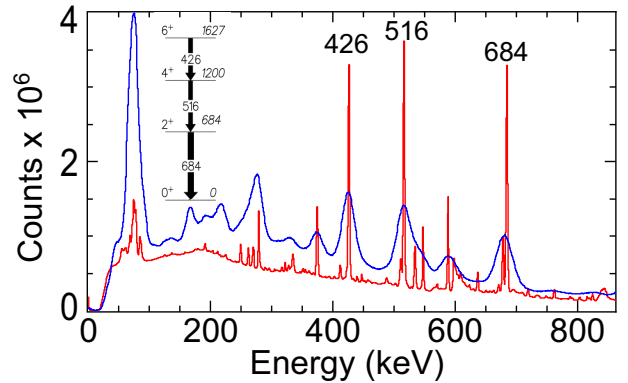


FIG. 4. (Color online) Full projections of the HPGe-LaBr-LaBr (blue) and HPGe-LaBr-HPGe (red) coincidence data from the  $^{197}\text{Au}(^{11}\text{B},4n)$  reaction at a beam energy of 55 MeV. The inset shows a partial level scheme of  $^{204}\text{Po}$ . The peaks from the transitions used in the analyses are labelled by their energies.

limit for the lifetime which however does not improve the precision of the  $B(E2; 2_1^+ \rightarrow 0_1^+)$  value reported in Ref. [12]. The final results for the lifetimes of  $^{206}\text{Po}$  and  $^{204}\text{Po}$  are summarized in Table I, together with the resulting  $E2$  reduced transition strengths.

### III. DISCUSSION

The onset and the evolution of quadrupole collectivity in even-even nuclei are traditionally tested against four experimental criteria, namely the energy of the first excited  $2^+$  state  $E_x(2_1^+)$ , the ratio  $R_{4/2} \equiv E_x(4_1^+)/E_x(2_1^+)$ , the absolute transition strength  $B(E2; 2_1^+ \rightarrow 0_1^+)$ , and the ratio  $B_{4/2} \equiv B(E2; 4_1^+ \rightarrow 2_1^+)/B(E2; 2_1^+ \rightarrow 0_1^+)$ . Even though two of the criteria are uniquely defined only in several special cases of quadrupole collective excitations such as the rigid-rotor rotations ( $R_{4/2} \approx 3.33$  and  $B_{4/2} \approx 10/7$ ) and the harmonic vibrations ( $R_{4/2} \approx 2$  and  $B_{4/2} \approx 2$ ), in most cases the criteria altogether can serve well as indicators to discriminating between collective (a relatively low  $E_x(2_1^+)$ ,  $R_{4/2} \geq 2$ , relatively large  $B(E2; 2_1^+ \rightarrow 0_1^+)$  value, and  $B_{4/2} \geq 1$ ) and non-collective regimes (a relatively high  $E_x(2_1^+)$ ,  $R_{4/2} \leq 2$ , relatively low  $B(E2; 2_1^+ \rightarrow 0_1^+)$  value, and  $B_{4/2} \leq 1.5$ ). However, the evolution of these observables in the chain of polonium isotopes with  $N \leq 126$  can not be interpreted unambiguously. Indeed, the energy of the  $2_1^+$  state decreases significantly from 1181 keV in  $^{210}\text{Po}_{126}$  to 686 keV in  $^{208}\text{Po}_{124}$  indicating that the  $2_1^+$  state acquires collectivity after two neutrons are removed from the  $N = 126$  shell closure. However, this energy remains almost constant when more neutron pairs are removed down to  $^{200}\text{Po}_{116}$  (see Fig. 1 in Ref. [12]), which is a behavior more typical for a seniority type configuration [2–4].

Experimental information on the  $B(E2; 2_1^+ \rightarrow 0_1^+)$  values for the even-even polonium isotopes with  $N \leq 126$  is

TABLE I. Lifetimes determined from the fast-timing experiments on  $^{204}\text{Po}$  and  $^{206}\text{Po}$  and energies of the corresponding coincidence conditions used to obtain time-difference spectra as well as resulting  $E2$  reduced transition strengths.

Nucleus	State	$E_f$ (keV)	$E_d$ (keV)	HPGe gate (keV)	$\alpha^a$	$\tau$ (ps)	$B(E2)(e^2\text{fm}^4)$
$^{206}\text{Po}$	$4_1^+$	395	477	701	0.0359	89(7)	359(28)
$^{204}\text{Po}$	$4_1^+$	426	516	684	0.0297	23(6)	$939^{+326}_{-195}$
	$2_1^+$	516	684	426	0.01584	$\leq 9$	$\geq 596$

<sup>a</sup> Total electron conversion coefficients for the  $E2$  decay transitions. From Ref. [22].

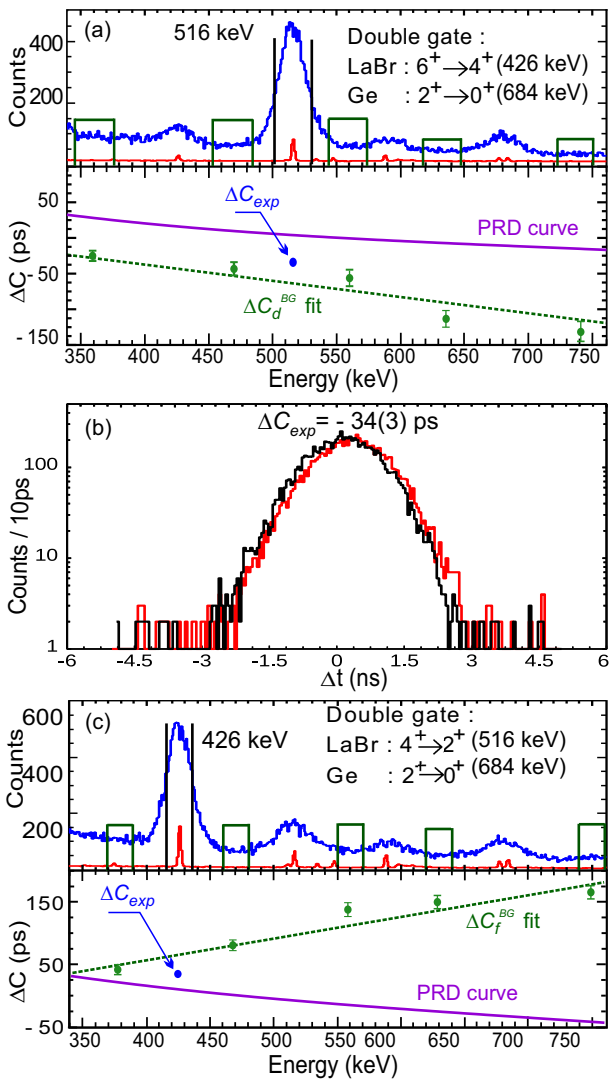


FIG. 5. (Color online) The procedure of extracting the lifetime of the  $4_1^+$  state in  $^{204}\text{Po}$ . The figure is analogous to Fig. 3. The corresponding peak-to-background ratios are 7.06 and 5.34.

scarce. This  $E2$  transition strength is not known in the case of  $^{208}\text{Po}$  but it apparently increases from 1.84(16) W.u. in  $^{210}\text{Po}$  [23] to  $18^{+14}_{-10}$  W.u. in  $^{206}\text{Po}$  [12]. This rise in transition strength along with the evolution of the excitation energies of the  $2_1^+$  states corroborate to the conclusion that the  $2_1^+$  state of  $^{206}\text{Po}$  has already a

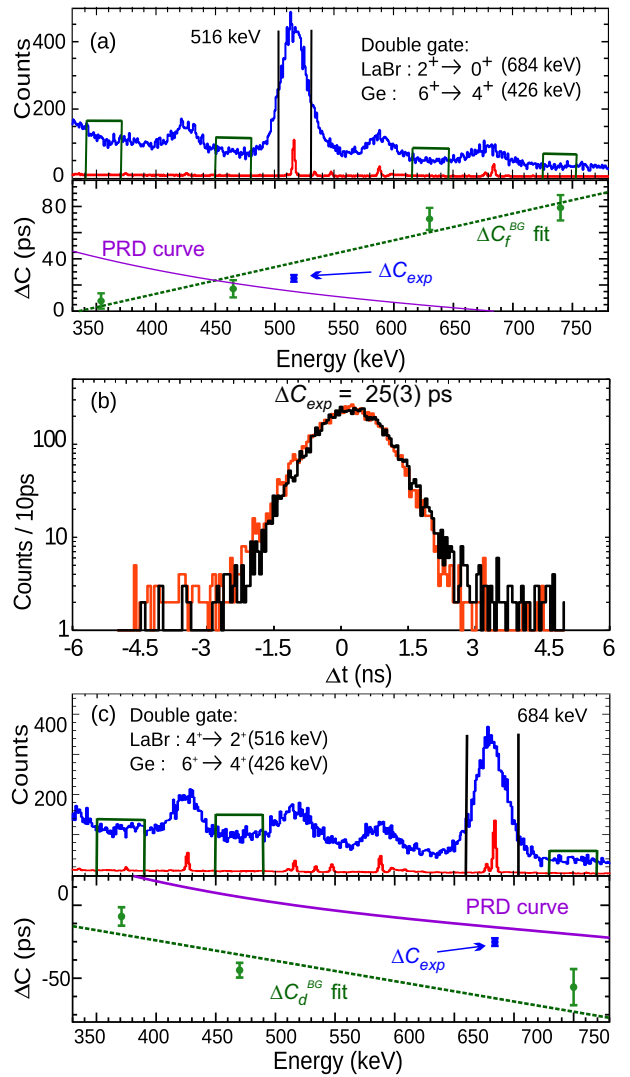


FIG. 6. (Color online) The procedure of extracting the lifetime of the  $2_1^+$  states of  $^{204}\text{Po}$ . The figure is analogous to Fig. 3. The corresponding peak-to-background ratios are 3.9(1) and 3.8(1).

weakly collective nature [12].

In contrast, the evolution of the  $R_{4/2}$  ratios presented in Fig. 7 suggests a different interpretation. It is apparent, that besides the unexpectedly high  $R_{4/2}$  ratio for  $^{208}\text{Po}$ , the ratios for the other nuclei gradually increase towards the vibrational limit but still retain values typi-

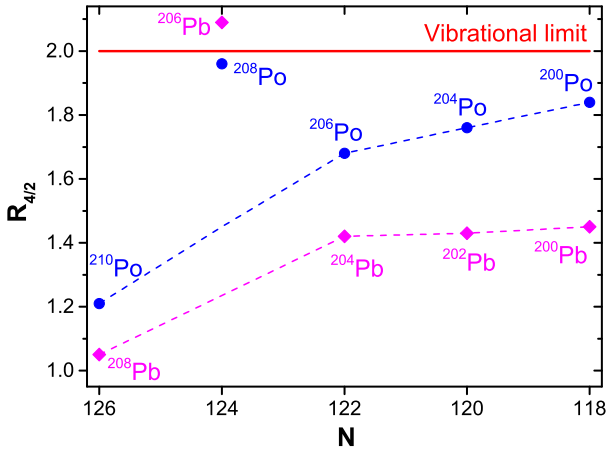


FIG. 7. (Color online) The evolution of the  $R_{4/2}$  ratios in even-even polonium (blue circles) and lead (magenta diamonds) isotopes as a function of neutron number. The dashed lines are drawn to guide the eye in order to highlight the peculiar  $R_{4/2}$  ratio at  $N = 124$  ( $^{208}\text{Po}$  and  $^{206}\text{Pb}$ ).

cal for single-particle seniority-like excitations. The  $R_{4/2}$  ratios for  $^{206}\text{Po}$  and  $^{204}\text{Po}$ , which are 1.68 and 1.76, respectively, agree well with the above observation. It is also worth noting that the evolution of the  $R_{4/2}$  ratios in even-even polonium nuclei resembles quite closely the one in the lead isotopes (cf. Fig. 7) including the anomaly at  $N = 124$ . This observation suggests that the properties of the  $2_1^+$  and the  $4_1^+$  states of polonium isotopes are predominately determined by the structures of the  $2_1^+$  and the  $4_1^+$  states of the corresponding lead nuclei which are of neutron single-particle seniority-like nature. As a result, it might be expected that the structure of the  $2_1^+$  and the  $4_1^+$  states of  $^{206}\text{Po}$  and  $^{204}\text{Po}$  is dominated by single-particle seniority-like configurations, which is in apparent conflict with the evolution of the  $E_x(2_1^+)$  and the  $B(E2; 2_1^+ \rightarrow 0_1^+)$  value, as discussed above.

A solution of this ambiguity should be sought by examining the  $B_{4/2}$  ratios as a last and decisive criterion for determining the nature of the  $2_1^+$  and the  $4_1^+$  states of  $^{206}\text{Po}$  and  $^{204}\text{Po}$ . In the case of  $^{206}\text{Po}$  the new experimental results for the  $B(E2; 4_1^+ \rightarrow 2_1^+)$  values (see Table I) and the  $B(E2; 2_1^+ \rightarrow 0_1^+) = 1330_{-800}^{+1000} \text{e}^2\text{fm}^4$  reported in Ref. [12], lead to  $B_{4/2} = 0.28_{-0.13}^{+0.48}$ . Despite the large uncertainties this is a rather small value. Such small  $B_{4/2}$  ratios are rarely observed [24–28]. In nuclei near closed shells small  $B_{4/2}$  ratios are usually interpreted as a manifestation of seniority dominated structures [4–6]. A comparison of the  $B_{4/2}$  ratio for  $^{206}\text{Po}$  and the ones for  $^{210}\text{Po}$  ( $B_{4/2} = 2.43(39)$ ) [23] and  $^{204}\text{Pb}$  ( $B_{4/2} = 8.1(2) \times 10^{-4}$ ) [29] indicates that the structure of the  $2_1^+$  and the  $4_1^+$  states of  $^{206}\text{Po}$  may arise from a mixing of the  $\pi(h_{9/2})^2$  and the  $\nu(f_{5/2})^{-2}$  seniority configurations that determine the structures of the yrast states of  $^{210}\text{Po}$  and  $^{204}\text{Pb}$ , respectively.

A microscopic justification of the above hypothesis can

be based on the fact that the Fermi levels for protons and neutrons in  $^{206}\text{Po}$  are quite different. The valence protons are located predominantly in the  $\pi h_{9/2}$  orbital just above the  $Z = 82$  shell closure, while the valence neutrons occupy predominantly the  $\nu f_{5/2}$  orbital below  $N = 126$  shell closure. The energy difference between these two orbitals is about 4 MeV [31]. Due to this decoupling the proton and the neutron excitations of  $^{206}\text{Po}$  can be considered relatively independent from each other, *i.e.* the excited yrast states of  $^{206}\text{Po}$  can be considered as a mixture of proton and neutron excitations, the properties of which are determined by the excited yrast states of  $^{210}\text{Po}$  and  $^{204}\text{Pb}$ , respectively. Since the structure of excited yrast states of  $^{210}\text{Po}$  and  $^{204}\text{Pb}$  in a first order approximation can be considered as being dominated by the  $\pi(h_{9/2})^2$  and the  $\nu(f_{5/2})^{-2}$  seniority configurations, respectively, then the excited yrast states of  $^{206}\text{Po}$  can be considered to be a mixture of these seniority configurations for the respective angular momenta. It has to be stressed, however, that in reality the structure of excited yrast states of  $^{210}\text{Po}$  and  $^{204}\text{Pb}$  involve more configurations. Especially in the case of  $^{204}\text{Pb}$ , it can be expected that configurations such as  $\nu(f_{5/2}^{-1}p_{1/2}^{-1})$ ,  $\nu(f_{5/2}^{-1}p_{3/2}^{-1})$ , and  $\nu(p_{3/2}^{-2})$  make significant contribution to the structures of the excited  $2^+$  and  $4^+$  states. Accounting for all possible configurations requires full scale shell model calculations, which are outside the scope of the present work. Here we simplify the problem by considering only the dominant  $\pi(h_{9/2})^2$  and the  $\nu(f_{5/2})^{-2}$  seniority  $\nu = 2$  configurations in an attempt to obtain a qualitative understanding of the new experimental data for  $^{206}\text{Po}$ . There is an important consequence, which follows from this approximation, namely that the described mixing produces only the  $2_1^+$  and the  $4_1^+$  states of  $^{206}\text{Po}$ . This is a result from the fact that the  $\nu(f_{5/2})^{-2}$  configuration can produce states with seniority  $\nu = 2$  and spin and parity  $2^+$  and  $4^+$ , while for the  $\pi(h_{9/2})^2$  the  $\nu = 2$  multiplet includes  $2^+$ ,  $4^+$ ,  $6^+$ , and  $8^+$  states. Hence, under the above assumptions it can be expected that the yrast  $6^+$  and  $8^+$  states of  $^{206}\text{Po}$  are dominated by the  $\pi(h_{9/2})^2$  configuration, as those of  $^{210}\text{Po}$ . This assumption is justifiable at least for the  $8_1^+$  states in even-even polonium isotopes, as can be seen from the constancy of the magnetic moments of these states (see Table II), which can be interpreted as due to a structure dominated by the  $\pi(h_{9/2})^2$  configuration perturbed by small admixtures caused by core-polarization effects [32, 33]. The fact that the magnetic moments of the  $6_1^+$  states of  $^{210}\text{Po}$  and  $^{208}\text{Po}$  are identical (see Table II) implies that these states may also be dominated by the  $\pi(h_{9/2})^2$  configuration.

The mixing scenario under the above assumptions is depicted in Fig. 8. The available data for the relevant semi-magic nuclei,  $^{210}\text{Po}$  and  $^{204}\text{Pb}$ , are summarized in Table III and are presented in Fig. 8(a). In our mixing calculations the excited states of these nuclei serve as pure proton and neutron excitations. The mixed  $2_{I,II}^+$  and the mixed  $4_{I,II}^+$  states can be expressed as  $|J_{I,II}\rangle =$

TABLE II. Available magnetic moments of the  $6^+$  and  $8^+$  states in even-even polonium isotopes with  $N \leq 126$ . Data is taken from Ref. [11].

Nucleus	$^{210}\text{Po}$	$^{208}\text{Po}$	$^{206}\text{Po}$	$^{204}\text{Po}$	$^{202}\text{Po}$	$^{200}\text{Po}$
$\mu(8_1^+) (\mu_N)$	+7.35(5)	+7.37(5)	+7.34(7)	+7.38(10)	7.45(12)	+7.44(16)
$\mu(6_1^+) (\mu_N)$	5.48(5)	+5.3(6)	-	-	-	-

$\alpha|J_\nu\rangle \pm \beta|J_\pi\rangle$  (see Fig. 8(b)), where the "+" and the "-" signs are associated with the "I" and the "II" labels, respectively. By imposing the condition that the energy of the lower  $2_I^+$  mixed state coincides with the energy of the  $2_1^+$  state of  $^{206}\text{Po}$ , we have calculated that the effective proton-neutron residual interaction causing the mixing is  $V_{mix} = 308$  keV. The mixing amplitudes for the  $2_{I,II}^+$  states and the  $B(E2; 2_I^+ \rightarrow 0^+)$  transition strength are also calculated (see Table IV). The same quantities are calculated for the  $4_{I,II}^+$  states by assuming that the mixing matrix element  $V_{mix}$  is identical between the pure  $2_{\pi(\nu)}^+$  and  $4_{\pi(\nu)}^+$  states.

The results from the mixing calculations for  $^{206}\text{Po}$  are summarized and compared to the experimental data in Table IV and in Fig. 8 (b) and (c). The mixed  $2_{II}^+$  and  $4_{II}^+$  states appear at about 200 keV higher than any known off-yrast  $2^+$  and  $4^+$  states of  $^{206}\text{Po}$ . In addition, there are no experimental data on the transition strengths from the off-yrast states. All this makes the unambiguous assignments of these states to any experimentally known state of  $^{206}\text{Po}$  impossible. The mixed  $2_I^+$  and  $4_I^+$  states are neutron-dominated, though the  $2_I^+$  is more pronounced so (Table IV). The  $4_I^+$  state is at only 146 keV below the  $4_1^+$  state of  $^{206}\text{Po}$ . The  $B_{mix}(E2; 4_I^+ \rightarrow 2_I^+)$  transition strength accounts for only about 38(3)% of the experimental value. This signals that the main assumption in the mixing calculations, namely that the excited yrast states of  $^{206}\text{Po}$  can be considered as an admixture of the seniority  $\nu = 2 \pi(h_{9/2})^2$  and  $\nu(f_{5/2})^{-2}$  configurations, are already breaking down. Apparently, the admixture of the seniority  $\nu = 2 \pi(h_{9/2})^2$  and  $\nu(f_{5/2})^{-2}$  configurations can not contribute more than 38% to the structure of the  $4_1^+$  state of  $^{206}\text{Po}$ . This allows us to conclude that the structure of the  $4_1^+$  state of  $^{206}\text{Po}$  is dominated by collective excitations while the contribution of the seniority  $\nu = 2 \pi(h_{9/2})^2$  and  $\nu(f_{5/2})^{-2}$  configurations is secondary by size. The  $B_{mix}(E2; 2_I^+ \rightarrow 0^+)$  transition strength is close to the lower limit of the experimentally determined one. Because of the large uncertainty of the experimental  $B(E2; 2_1^+ \rightarrow 0_1^+)$  transition strength it is difficult to quantify to what extent the mixing calculations describe the experimental data. Even though the collective configurations may dominate the structure of the  $2_1^+$  state of  $^{206}\text{Po}$ , the contribution of the admixture of the seniority  $\nu = 2 \pi(h_{9/2})^2$  and  $\nu(f_{5/2})^2$  configurations is still noticeable. It is worth noting that the mixing calculations lead to a ratio  $B_{4/2, mix} = 0.29(2)$ , which is considerably smaller than 1 and in agreement with the experimental ratio  $B_{4/2} = 0.28_{-0.13}^{+0.48}$ . Apparently this

small  $B_{4/2, mix}$  ratios results from the small experimental  $B(E2; 4_1^+ \rightarrow 2_1^+)$  value in  $^{204}\text{Pb}$  (see Table III). A similar mechanism may be the reason for the low experimental  $B_{4/2}$  in  $^{206}\text{Po}$  – both  $2_1^+$  and  $4_1^+$  of  $^{206}\text{Po}$  are collective states but the extremely low  $B_{4/2}$  ratio in  $^{204}\text{Pb}$  propagates to the low  $B_{4/2}$  ratio in  $^{206}\text{Po}$ .

We have applied the same approach to mixing calculations for  $^{204}\text{Po}$ . This mixing scenario is depicted in Fig. 9 and the results of the calculations are summarized in Table V. In this case the properties of the pure neutron excitations of  $^{204}\text{Po}$  are approximated by the properties of the yrast states of  $^{202}\text{Pb}$  (see Fig. 9(a) and Table III) which are assumed to be predominantly determined by the seniority  $\nu = 2 \nu(f_{5/2})^2$  configuration. Like in the case of  $^{206}\text{Po}$ , the properties of the pure proton excitations of  $^{204}\text{Po}$  are assumed to be determined by the properties of the yrast states of  $^{210}\text{Po}$ , which are dominated by the  $\pi(h_{9/2})^2$  seniority  $\nu = 2$  configuration. The requirement that the energy of the lower  $2_I^+$  mixed state coincide with the energy of the  $2_1^+$  state of  $^{204}\text{Po}$  leads to a mixing matrix element  $V_{mix} = 371$  keV. Since the information of the low-lying  $2^+$  and  $4^+$  states of  $^{204}\text{Po}$  is more scarce than the one for  $^{206}\text{Po}$  (see Fig. 9(c)) the assignment of the mixed  $2_{II}^+$  and  $4_{II}^+$  states to any experimentally known state of  $^{204}\text{Po}$  is also impossible (see Table V). The mixed  $2_I^+$  state is still neutron dominated but less pronounced than the one in the case of  $^{206}\text{Po}$ . The lack of the experimental  $B(E2; 2_1^+ \rightarrow 0_1^+)$  value and the impossibility to calculate the  $B_{mix}(E2; 2_I^+ \rightarrow 0^+)$  value do not allow for any further insights into the structure of the  $2_1^+$  state of  $^{204}\text{Po}$ . The mixed  $4_I^+$  state appears at 169 keV below the  $4_1^+$  state of  $^{204}\text{Po}$  (see Fig. 9(b) and (c)). This state is calculated to have essentially a balanced proton-neutron character. The  $B_{mix}(E2; 4_I^+ \rightarrow 2_I^+)$  transition strength extracted from the mixing calculations accounts only for about 27(8)% of the experimental value (see Fig. 9(b) and (c) and Table V). The resemblance between the mixing calculations and the experimental data worsens from  $^{206}\text{Po}$  to  $^{204}\text{Po}$  even though the  $B(E2; 4_1^+ \rightarrow 2_1^+)$  value in  $^{202}\text{Pb}$  (see Table III) is by a factor of one hundred larger than the one in  $^{204}\text{Pb}$ . This is a clear indication that the main assumption in our mixing calculations is becoming increasingly invalid when the number of neutron holes increases. This implies that the contribution of the admixture of the seniority  $\nu = 2 \pi(h_{9/2})^2$  and  $\nu(f_{5/2})^2$  configurations to the excited yrast states of  $^{204}\text{Po}$  becomes less important. Hence, the structure of the excited yrast states of  $^{204}\text{Po}$ , or at least that of the  $4_1^+$  state, are dominated by collective excitations.



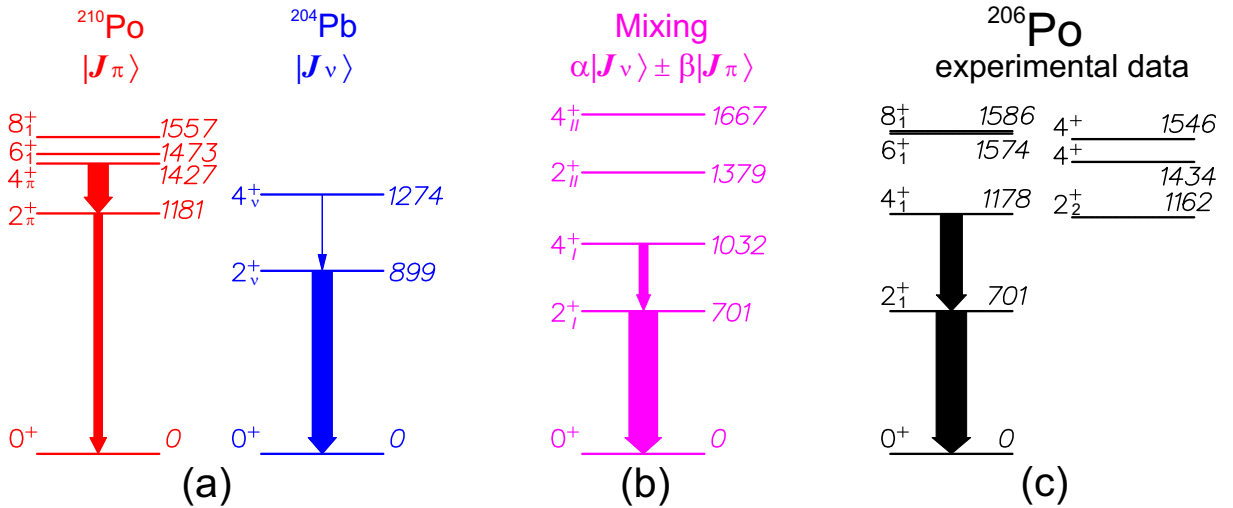


FIG. 8. (Color online) The mixing scenario for  $^{206}\text{Po}$ . Panel (a) shows the pure proton (in red) and neutron (in blue) excitations of  $^{206}\text{Po}$ , which are assumed to correspond to the excited states of  $^{210}\text{Po}$  and  $^{204}\text{Pb}$ , respectively. Panel (b) shows the result from their mixing (in magenta) in comparison with experimental data for  $^{206}\text{Po}$  in panel (c). The thickness of the arrows are proportional to the  $E2$  transition strengths except for the  $B(E2; 2_1^+ \rightarrow 0_1^+)$  value of  $^{206}\text{Po}$  (the rightmost level scheme), where the thickness of the arrow represents the lower limit of transition strength.

TABLE III. Properties of the yrast states of  $^{210}\text{Po}$ ,  $^{204}\text{Pb}$ , and  $^{202}\text{Pb}$  used as input data for the mixing calculations for  $^{206}\text{Po}$  and  $^{204}\text{Po}$ .

$^{210}\text{Po}^a$				$^{204}\text{Pb}^b$				$^{202}\text{Pb}^c$			
$J_i^\pi$	$E_x$ (keV)	$J_f^\pi$	$B(E2; J_i \rightarrow J_f)$ ( $e^2\text{fm}^4$ )	$J_i^\pi$	$E_x$ (keV)	$J_f^\pi$	$B(E2; J_i \rightarrow J_f)$ ( $e^2\text{fm}^4$ )	$J_i^\pi$	$E_x$ (keV)	$J_f^\pi$	$B(E2; J_i \rightarrow J_f)$ ( $e^2\text{fm}^4$ )
$2_1^+$	1181	$0_1^+$	136(21)	$2_1^+$	899	$0_1^+$	334(4)	$2_1^+$	961	$0_1^+$	> 6.9
$4_1^+$	1427	$2_1^+$	335(14)	$4_1^+$	1274	$2_1^+$	0.272(6)	$4_1^+$	1382	$2_1^+$	20.5(15)
$6_1^+$	1473	$4_1^+$	229(7)								
$8_1^+$	1557	$6_1^+$	84(3)								

<sup>a</sup> The data is taken from from Ref. [23] and the references therein.

<sup>b</sup> The data is taken from from Ref. [29].

<sup>c</sup> The data is taken from from Ref. [30].

#### IV. SUMMARY

In the present study we have measured the lifetimes of the  $4_1^+$  states of  $^{204,206}\text{Po}$  in an attempt to determine at what neutron number the transition from single-particle seniority-like mode to collective mode occurs. The derived absolute transition strengths were analysed in the framework of a mixing model with the main assumption that the structure of the  $2_1^+$  and the  $4_1^+$  states of these nuclei is determined by an admixture of the seniority  $\nu = 2 \pi (h_{9/2})^2$  and  $\nu (f_{5/2})^2$  configurations. Even though this is a very crude and equivocal approximation, the results from the calculations indicated that the  $4_1^+$  states of  $^{204,206}\text{Po}$  are of collective nature. Based on that, we conclude that for the  $4_1^+$  states the transition from single-particle to collective mode occurs above neutron number 124. It has to be noted, however, that even though this conclusion seems plausible, more experimental data and more thorough theoretical investigations are needed to fully understand the process. To complete this study it is

necessary to experimentally determine all missing  $B(E2)$  transitions strengths between yrast states of polonium isotopes from  $^{208}\text{Po}$  down to  $^{204}\text{Po}$ . On the theoretical side, obtaining a description of these states in the framework of large-scale shell model calculations with realistic interaction is apparently also essential.

#### ACKNOWLEDGMENTS

M.S. acknowledges a support by the Bulgarian Ministry of Education and Science under the National Research Program "Young scientists and post-doctoral students" approved by DCM No.RD-22-862/08.04.2019. This work was supported by the partnership agreement between the University of Cologne and University of Sofia, by the Bulgarian National Science Fund under Grant No. DN08/23/2016, by the DFG under grant GRK 2128, by the BMBF under grant Nos. 05P18RDCIA, 5P18RDFN9, 05P19RDFN1, and by the

TABLE IV. Results from the mixing calculations for  $^{206}\text{Po}$  in comparison with the experimental data. The mixing calculations are performed by using input data from Table III and  $V_{mix} = 308$  keV. See text for details.

Results from the mixing calculations						Experimental data			
$J_i^\pi$	$E_{x,mix}$ (keV)	$\alpha^2$ (neutrons)	$\beta^2$ (protons)	$J_f^\pi$	$B_{mix}(E2; J_i \rightarrow J_f)$ ( $e^2\text{fm}^4$ )	$J_i^\pi$	$E_{x,exp}$ (keV)	$J_f^\pi$	$B_{exp}(E2; J_i \rightarrow J_f)$ ( $e^2\text{fm}^4$ )
$2_I^+$	701	0.71	0.29	$0^+$	469(21)	$2_1^+$	701	$0_1^+$	$1300_{-800}^{+1000a}$
$2_{II}^+$	1379					$2_2^+$	1162		
$4_I^+$	1032	0.62	0.38	$2_I^+$	137(5)	$4_1^+$	1178	$2_1^+$	$359(28)^b$
$4_{II}^+$	1667					$4_2^+$	1434		

<sup>a</sup> From Ref. [12].

<sup>b</sup> From the present work.




FIG. 9. (Color online) The mixing scenario for  $^{204}\text{Po}$ . Panel (a) shows the pure proton (in red) and neutron (in blue) excitations of  $^{204}\text{Po}$  which are assumed to correspond to the excited states of  $^{210}\text{Po}$  and  $^{202}\text{Pb}$ , respectively. Panel (b) shows the result from their mixing (in magenta) in comparison with experimental data for  $^{204}\text{Po}$  in panel (c). The thickness of the arrows are proportional to the  $E2$  transition strengths.

UK-STFC.

- [1] Maria Goeppert Mayer, Phys. Rev. 78, 16 (1950).
- [2] A. de Shalit and I. Talmi, Nuclear Shell Theory (Academic Press, New York, 1963).
- [3] Igal Talmi, Nucl. Phys. **A172**, 1 (1971).
- [4] I. Talmi, Simple Models of Complex Nuclei (Harwood Academic Press, Switzerland, 1993).
- [5] J.J. Ressler, R. F. Casten, N.V. Zamfir, C.W. Beausang, R.B. Cakirli, H.Ai, H. Amro, M. A. Caprio, A. A. Hecht, A. Heinz, S. D. Langdown, E. A. McCutchan, D. A. Meyer, C. Plettner, P. H. Regan, M. J. S. Sciacchitano and A. D. Yamamoto, Phys. Rev. **C69**, 034317 (2004) and the references therein.
- [6] R. F. Casten, Nuclear Structure from a Simple Perspective (Oxford University Press, New York, 2000).
- [7] R. F. Casten, Phys. Lett. 152B, 145 (1985).
- [8] H. Mach, A. Korgul, M. Górska, H. Grawe, I. Matea, M. Stănoiu, L. M. Fraile, Yu. E. Penionzkevich, F. De Oliveira Santos, D. Verney, S. Lukyanov, B. Cederwall, A. Covello, Z. Dlouhý, B. Fogelberg, G. De France, A. Gargano, G. Georgiev, R. Grzywacz, A. F. Lisetskiy, J. Mrazek, F. Nowacki, W. A. Plóciennik, Zs. Podolyák, S. Ray, E. Ruchowska, M.-G. Saint-Laurent, M. Sawicka, Ch. Stodel, and O. Tarasov, Phys. Rev. **C 95**, 014313, (2017).
- [9] K. Heyde, J. Jolie, J. Moreau, J. Ryckebusch, M. Waroquier, P. Van Duppen, M. Huyse and J.L. Wood, Nucl. Phys. **A466**, 189 (1987).
- [10] J.J. Ressler, C.W. Beausang, H.Ai, H. Amro, M. A. Caprio, R. F. Casten, A. A. Hecht, S. D. Langdown, E. A. McCutchan, D. A. Meyer, P. H. Regan, M. J. S. Sciacchitano, A. D. Yamamoto and N.V. Zamfir, Phys. Rev. **C 69**, 034331 (2004).
- [11] N.J. Stone, At. Data Nucl. Data Tables **90**, 75 (2005).
- [12] T. Grahn, J. Pakarinen, L. Jokiniemi, M. Albers, K. Auranen, C. Bauer, C. Bernards, A. Blazhev, P. A. Butler, S. Bönig, A. Damyanova, T. De Coster, H. De Witte,

TABLE V. Results from the mixing calculations for  $^{204}\text{Po}$  in comparison with the experimental data. The mixing calculations are performed by using input data from Table III and  $V_{mix} = 371$  keV. See text for details.

$J_i^\pi$	Results from the mixing calculations					Experimental data			
	$E_{x,mix}$ (keV)	$\alpha^2$ (neutrons)	$\beta^2$ (protons)	$J_f^\pi$	$B_{mix}(E2; J_i \rightarrow J_f)$ ( $e^2\text{fm}^4$ )	$J_i^\pi$	$E_{x,exp}$ (keV)	$J_f^\pi$	$B_{exp}(E2; J_i \rightarrow J_f)$ ( $e^2\text{fm}^4$ )
$2_I^+$	684	0.64	0.36	$0^+$	–	$2_1^+$	684	$0_1^+$	–
$2_{II}^+$	1458					–	–		
$4_I^+$	1032	0.53	0.47	$2_I^+$	251(9)	$4_1^+$	1201	$2_1^+$	$939_{-195}^{+326a}$
$4_{II}^+$	1776					$4_2^+$	1552		

<sup>a</sup> From the present work.

- J. Elseviers, L. P. Gaffney, M. Huyse, A. Herzán, U. Jakobsson, R. Julin, N. Kesteloot, J. Konki, Th. Kröll, L. Lewandowski, K. Moschner, P. Peura, M. Pfeiffer, D. Radeck, P. Rahkila, E. Rapisarda, P. Reiter, K. Reynnders, M. Rudigier, M. -D. Salsac, S. Sambhi, M. Scheck, M. Seidlitz, B. Siebeck, T. Steinbach, S. Stolze, J. Suhonen, P. Thoele, M. Thürauf, N. Warr, P. Van Duppen, M. Venhart, M. J. Vermeulen, V. Werner, M. Veselsky, A. Vogt, K. Wrzosek-Lipska and M. Zielńska, Eur. Phys. J. **A52**, 340 (2016).
- [13] A.M. Baxter, A.P. Byrne, G.D. Dracoulis, R.A. Bark, F. Riess, A.E. Stuchbery, M.C. Kruse and A.R. Poletti, Nucl. Phys. **A515**, 493 (1990).
- [14] U. Hagemann, W. Neubert, W.Schulze Nucl. Phys. **175**, 428 (1971).
- [15] A. Linnemann, Ph.D. thesis, Universität zu Köln, 2006.
- [16] J.-M. Régis, N. Saed-Samii, M. Rudigier, S. Ansari, M. Dannhoff, A. Esmaylzadeh, C. Fransen, R.-B. Gerst, J. Jolie, V. Karayonchev, C. Müller-Gatermann and S. Stegemann, Nucl. Inst. Meth. Phys. Res. **A823**, 72 (2016).
- [17] J.-M. Régis, H. Mach, G.S. Simpson, J. Jolie, G. Pascovici, N. Saed-Samii, N. Warr, A. Bruce, J. Degenkolb, L.M. Fraile, C. Fransen, D.G. Ghita, S. Kisiov, U. Koester, A. Korgul, S. Lalkovski, N. Märginean, P. Mutti, B. Olaizola, Z. Podolyak, P.H. Regan, O.J. Roberts, M. Rudigier, L. Stroe, W. Urban and D. Wilmsen, Nucl. Instr. Meth. Phys. Res. **A726**, 191-202 (2013).
- [18] M. Stoyanova, G. Rainovski, J. Jolie, N. Pietralla, A. Blazhev, M. Djongolov, A. Esmaylzadeh, L. Gerhard, K. Gladnishki, V. Karayonchev, J. Keatings, R. Kern, D. Kocheva, Th. Kröll, K. Mashtakov, O. Möller, J.-M. Régis, M. Scheck, K. Schomacker, J. Sinclair, C. ürder, V. Werner, and J. Wiederhold, Eur. Phys. J. Web of Conferences **194**, 03002 (2018).
- [19] J.-M. Régis, M.Rudigier, J.Jolie, A.Blazhev, C.Fransen, G.Pascovici and N.Warr, Nucl. Instr. Meth. Phys. Res. **A 684**, 36 (2012).
- [20] V. Karayonchev, A. Blazhev, A. Esmaylzadeh, J. Jolie, M. Dannhoff, F. Diel, F. Dunkel, C. Fransen, L. M. Gerhard, R.-B. Gerst, L. Knafla, L. Kornwebel, C. Müller-Gatermann, J.-M. Régis, N. Warr, K. O. Zell, Phys. Rev. C **99**, 024326 (2019).
- [21] J.-M. Régis, J. Jolie, N. Saed-Samii, N. Warr, M. Pfeiffer, A. Blanc, M. Jentschel, U. Köster, P. Mutti, T. Soldner, G. S. Simpson, F. Drouet, A. Vancraeynest, G. de France, E. Clément, O. Stezowski, C. A. Ur, W. Urban, P. H. Regan, Zs. Podolyák, C. Larijani, C. Townsley, R. Carroll, E. Wilson, L. M. Fraile, H. Mach, V. Paziy, B. Olaizola, V. Vedia, A. M. Bruce, O. J. Roberts, J. F. Smith, M. Scheck, T. Kröll, A.-L. Hartig, A. Ignatov, S. Ilieva, S. Lalkovski, W. Korten, N. Märginean, T. Otsuka, N. Shimizu, T. Togashi and Y. Tsunoda, Phys. Rev. C **95** 054319 (2017).
- [22] T. Kibédi, T.W. Burrows, M.B. Trzhaskovskaya, P.M. Davidson and C.W. Nestor, Nucl. Instr. Meth. Phys. Res. **A589**, 202-229 (2008).
- [23] D. Kocheva, G. Rainovski, J. Jolie, N. Pietralla, A. Blazhev, A. Astier, Th. Braunroth, M.L. Cortés, A. Dewald, M. Djongolov, C. Fransen, K. Gladnishki, A. Hennig, V. Karayonchev, J.M. Keatings, J. Litzinger, C. Müller-Gatermann, P. Petkov, M. Scheck, P. Spagnolletti, Ph. Scholz, C. Stahl, R. Stegmann, M. Stoyanova, P. Thöle, N. Warr, V. Werner, W. Witt, D.Wölk, K.O. Zell, P. Van Isacker, V. Yu. Ponomarev, Eur. Phys. J. **A53**, 175 (2017).
- [24] R.B. Cakirli, R.F. Casten, J. Jolie, and N. Warr, Phys. Rev. C **70**, 047302 (2004).
- [25] T. Grahn, S. Stolze, D. T. Joss, R. D. Page, B. Sayg, D. O'Donnell, M. Akmal, K. Andgren, L. Bianco, D.M. Cullen, A. Dewald, P. T. Greenlees, K. Heyde, H. Iwasaki, U. Jakobsson, P. Jones, D. S. Judson, R. Julin, S. Juutinen, S. Ketelhut, M. Leino, N. Lumley, P.J.R. Mason, O. Möller, K. Nomura, M. Nyman, A. Petts, P. Peura, N. Pietralla, T. Pissulla, P. Rahkila, P.J. Sapple, J. Sarn, C. Scholey, J. Simpson, J. Sorri, P.D. Stevenson, J. Uusitalo, H.V. Watkins, J.L. Wood, Phys. Rev. C **94**, 044327 (2016).
- [26] B. Sayg, D.T. Joss, R.D. Page, T. Grahn, J. Simpson, D. O'Donnell, G. Alharshan, K. Auranen, T. Bäck, S. Boening, T. Braunroth, R. J. Carroll, B. Cederwall, D.M. Cullen, A. Dewald, M. Doncel, L. Donosa, M.C. Drummond, F. Ertugral, S. Ertürk, C. Fransen, P.T. Greenlees, M. Hackstein, K. Hauschild, A. Herzan, U. Jakobsson, P.M. Jones, R. Julin, S. Juutinen, J. Konki, T. Kröll, M. Labiche, A. Lopez-Martens, C.G. McPeake, F. Moradi, O. Möller, M. Mustafa, P. Nieminen, J. Pakarinen, J. Partanen, P. Peura, M. Procter, P. Rahkila, W. Rother, P. Ruotsalainen, M. Sandzelius, J. Sarn, C. Scholey, J. Sorri, S. Stolze, M.J. Taylor, A. Thornthwaite, J. Uusitalo, Phys. Rev. C **96**, 021301 (2017).
- [27] A. Esmaylzadeh, L. M. Gerhard, V. Karayonchev, J.-M. Régis, J. Jolie, M. Bast, A. Blazhev, T. Braunroth, M. Dannhoff, F. Dunkel, C. Fransen, G. Häfner, L. Knafla, M. Ley, C. Müller-Gatermann, K. Schomacker, N. Warr, and K.-O. Zell Phys. Rev. C **98**, 014313 (2018).
- [28] B. Cederwall, M. Doncel, O. Aktas, A. Ertoprak, R. Liotta, C. Qi, T. Grahn, D.M. Cullen, B.S. Nara Singh,

- D. Hodge, M. Giles, S. Stolze, H. Badran, T. Braunroth, T. Calverley, D.M. Cox, Y.D. Fang, P.T. Greenlees, J. Hilton, E. Ideguchi, R. Julin, S. Juutinen, M.K. Raju, H. Li, H. Liu, S. Matta, V. Modamio, J. Pakarinen, P. Papadakis, J. Partanen, C.M. Petrache, P. Rahkila, P. Ruotsalainen, M. Sandzelius, J. Sarn, C. Scholey, J. Sorri, P. Subramaniam, M. J. Taylor, J. Uusitalo, J.J. Valiente-Dobn, Phys. Rev. Lett. **121**, 022502 (2018).
- [29] C.J. Chiara and F.G. Kondev, Nuclear Data Sheets **111**, 141 (2010).
- [30] S. Zhu and F. G. Kondev, Nuclear Data Sheets **109**, 699 (2008).
- [31] E.K. Warburton and B. A. Brown, Phys. Rev. C **43**, 602 (1991).
- [32] N. Bräuer, A. Goldmann, J. Hadijuana, M. Von Hartrott, K. Nishiyama, D. Quitmann, D. Riegel, W. Zeitz, H. Schweickert, Nucl. Phys. A **206**, 452 (1973).
- [33] O. Häusser, T.K. Alexander, J.R. Beene, E.D. Earle, A.B. McDonald, F.C. Khanna, I.S. Towner Nucl. Phys. A **273**, 253 (1976).