

University of Groningen

Systematically linking tranSMART, Galaxy and EGA for reusing human translational research data

Zhang, Chao; Bijlard, Jochem; Staiger, Christine; Scollen, Serena; van Enkevort, David; Hoogstrate, Youri; Senf, Alexander; Hiltemann, Saskia; Repo, Susanna; Pipping, Wibo

Published in:
 F1000Research

DOI:
[10.12688/f1000research.12168.1](https://doi.org/10.12688/f1000research.12168.1)

IMPORTANT NOTE: You are advised to consult the publisher's version (publisher's PDF) if you wish to cite from it. Please check the document version below.

Document Version
 Publisher's PDF, also known as Version of record

Publication date:
 2017

[Link to publication in University of Groningen/UMCG research database](#)

Citation for published version (APA):

Zhang, C., Bijlard, J., Staiger, C., Scollen, S., van Enkevort, D., Hoogstrate, Y., ... Abeln, S. (2017). Systematically linking tranSMART, Galaxy and EGA for reusing human translational research data. *F1000Research*, 6, [1488]. <https://doi.org/10.12688/f1000research.12168.1>

Copyright

Other than for strictly personal use, it is not permitted to download or to forward/distribute the text or part of it without the consent of the author(s) and/or copyright holder(s), unless the work is under an open content license (like Creative Commons).

Take-down policy





If you believe that this document breaches copyright please contact us providing details, and we will remove access to the work immediately and investigate your claim.

Downloaded from the University of Groningen/UMCG research database (Pure): <http://www.rug.nl/research/portal>. For technical reasons the number of authors shown on this cover page is limited to 10 maximum.



METHOD ARTICLE

Systematically linking tranSMART, Galaxy and EGA for reusing human translational research data [version 1; peer review: 2 approved]

Chao Zhang¹, Jochem Bijlard^{1,2}, Christine Staiger³, Serena Scollen⁴, David van Enckevort ⁵, Youri Hoogstrate⁶, Alexander Senf⁷, Saskia Hiltmann ⁶, Susanna Repo⁴, Wibbo Pipping², Mariska Bierkens⁸, Stefan Payralbe², Bas Stringer¹, Jaap Heringa¹, Andrew Stubbs⁶, Luiz Olavo Bonino Da Silva Santos ⁹, Jeroen Belien¹⁰, Ward Weistra², Rita Azevedo¹¹, Kees van Bochove², Gerrit Meijer⁸, Jan-Willem Boiten¹¹, Jordi Rambla¹², Remond Fijneman⁸, J. Dylan Spalding⁷, Sanne Abeln ¹

- ¹Department of Computer Science, Vrije Universiteit Amsterdam, Amsterdam, 1081 HV, The Netherlands
- ²The Hyve, Utrecht, 3511 MJ, The Netherlands
- ³SURFsara, Amsterdam, 1098 XG, The Netherlands
- ⁴ELIXIR Hub, Hinxton, CB10 1SD, UK
- ⁵Department of Genetics, University Medical Center Groningen, University of Groningen, Groningen, 9712 CP, The Netherlands
- ⁶Department of Bioinformatics, Erasmus University Medical Center, Rotterdam, 3015 CE, The Netherlands
- ⁷EMBL-EBI, Hinxton, CB10 1SD, UK
- ⁸Netherlands Cancer Institute, Amsterdam, 1066 CX, The Netherlands
- ⁹Dutch Techcentre for Life Sciences, Utrecht, 3521 AL, The Netherlands
- ¹⁰Department of Pathology, VU University Medical Center Amsterdam, Amsterdam, 1081 HV, The Netherlands
- ¹¹Lygature, Utrecht, 3521 AL, The Netherlands
- ¹²Centre for Genomic Regulation (CRG), Barcelona, 08003, Spain



v1 First published: 16 Aug 2017, 6:1488 (<https://doi.org/10.12688/f1000research.12168.1>)
 Latest published: 16 Aug 2017, 6:1488 (<https://doi.org/10.12688/f1000research.12168.1>)

Abstract

The availability of high-throughput molecular profiling techniques has provided more accurate and informative data for regular clinical studies. Nevertheless, complex computational workflows are required to interpret these data. Over the past years, the data volume has been growing explosively, requiring robust human data management to organise and integrate the data efficiently. For this reason, we set up an ELIXIR implementation study, together with the Translational research IT (TraIT) programme, to design a data ecosystem that is able to link raw and interpreted data. In this project, the data from the TraIT Cell Line Use Case (TraIT-CLUC) are used as a test case for this system. Within this ecosystem, we use the European Genome-phenome Archive (EGA) to store raw molecular profiling data; tranSMART to collect interpreted molecular profiling data and clinical data for corresponding samples; and

Open Peer Review

Reviewer Status  

| | Invited Reviewers | |
|--|---|---|
| | 1 | 2 |
| version 1 published 16 Aug 2017 |  report |  report |

1 **Hervé Ménager** , Centre de Bioinformatique, Biostatistique et Biologie Intégrative (C3BI, USR 3756 Institut Pasteur et CNRS), Paris, France

Galaxy to store, run and manage the computational workflows. We can integrate these data by linking their repositories systematically. To showcase our design, we have structured the TraIT-CLUC data, which contain a variety of molecular profiling data types, for storage in both tranSMART and EGA. The metadata provided allows referencing between tranSMART and EGA, fulfilling the cycle of data submission and discovery; we have also designed a data flow from EGA to Galaxy, enabling reanalysis of the raw data in Galaxy. In this way, users can select patient cohorts in tranSMART, trace them back to the raw data and perform (re)analysis in Galaxy. Our conclusion is that the majority of metadata does not necessarily need to be stored (redundantly) in both databases, but that instead FAIR persistent identifiers should be available for well-defined data ontology levels: study, data access committee, physical sample, data sample and raw data file. This approach will pave the way for the stable linkage and reuse of data.

Keywords

tranSMART, EGA, Galaxy, FAIR, reproducibility, translational research, data management, workflows

2 **Gilbert S. Omenn**, University of Michigan, Ann Arbor, USA

Any reports and responses or comments on the article can be found at the end of the article.



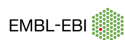
This article is included in the [ELIXIR](#) gateway.



This article is included in the [International Society for Computational Biology Community Journal](#) gateway.



This article is included in the [Galaxy](#) gateway.



This article is included in the [EMBL-EBI](#) collection.

Corresponding authors: Chao Zhang (contact-cico@bioinformatician.science), J. Dylan Spalding (spalding@ebi.ac.uk), Sanne Abeln (s.abeln@vu.nl)

Author roles: **Zhang C:** Conceptualization, Data Curation, Investigation, Methodology, Resources, Software, Supervision, Validation, Visualization, Writing – Original Draft Preparation, Writing – Review & Editing; **Bijlard J:** Conceptualization, Data Curation, Investigation, Writing – Review & Editing; **Staiger C:** Conceptualization, Methodology, Software, Writing – Review & Editing; **Scollen S:** Project Administration, Resources, Writing – Review & Editing; **van Enkevort D:** Methodology, Resources, Writing – Review & Editing; **Hoogstrate Y:** Investigation, Methodology, Software, Validation, Visualization, Writing – Review & Editing; **Senf A:** Investigation, Methodology, Resources, Writing – Review & Editing; **Hiltemann S:** Software, Validation, Writing – Review & Editing; **Repo S:** Funding Acquisition, Project Administration, Resources, Writing – Review & Editing; **Pipping W:** Data Curation, Investigation, Methodology, Software, Validation, Visualization, Writing – Review & Editing; **Bierkens M:** Data Curation, Resources, Validation, Writing – Review & Editing; **Payralbe S:** Data Curation, Investigation, Methodology, Software, Validation, Writing – Review & Editing; **Stringer B:** Conceptualization, Writing – Review & Editing; **Heringa J:** Resources, Writing – Review & Editing; **Stubbs A:** Software, Validation, Writing – Review & Editing; **Bonino Da Silva Santos LO:** Investigation, Resources, Writing – Review & Editing; **Belien J:** Resources, Writing – Review & Editing; **Weistra W:** Conceptualization, Resources, Software, Writing – Review & Editing; **Azevedo R:** Resources, Software, Writing – Review & Editing; **van Bochove K:** Resources, Writing – Review & Editing; **Meijer G:** Funding Acquisition, Resources, Writing – Review & Editing; **Boiten JW:** Conceptualization, Funding Acquisition, Supervision, Writing – Review & Editing; **Rambla J:** Conceptualization, Software, Supervision, Validation, Writing – Review & Editing; **Fijneman R:** Conceptualization, Data Curation, Resources, Supervision, Writing – Review & Editing; **Spalding JD:** Conceptualization, Data Curation, Resources, Supervision, Writing – Review & Editing; **Abeln S:** Conceptualization, Funding Acquisition, Methodology, Project Administration, Supervision, Visualization, Writing – Original Draft Preparation, Writing – Review & Editing

Competing interests: No competing interests were disclosed.

Grant information: This EGA-TraIT implementation study is funded by ELIXIR, the research infrastructure for life-science data. CZ, J.Bijlard, YH, SH, MB, A.Stubbs, JWB, GM, RF and SA are all supported by CTMM-TraIT (grant agreement number 05T-401). A.Senf and DS are supported by ELIXIR; the research is supported by ELIXIR-EXCELERATE, ELIXIR and European Molecular Biology Laboratory. ELIXIR-EXCELERATE is funded by the European Commission within the Research Infrastructures programme of Horizon 2020 (grant agreement number 676559). *The funders had no role in study design, data collection and analysis, decision to publish, or preparation of the manuscript.*

Copyright: © 2017 Zhang C *et al.* This is an open access article distributed under the terms of the [Creative Commons Attribution License](https://creativecommons.org/licenses/by/4.0/), which permits unrestricted use, distribution, and reproduction in any medium, provided the original work is properly cited.

How to cite this article: Zhang C, Bijlard J, Staiger C *et al.* **Systematically linking tranSMART, Galaxy and EGA for reusing human translational research data [version 1; peer review: 2 approved]** F1000Research 2017, 6:1488 (<https://doi.org/10.12688/f1000research.12168.1>)

First published: 16 Aug 2017, 6:1488 (<https://doi.org/10.12688/f1000research.12168.1>)

Introduction

Translational research, or translational medicine, sets out to translate novel biological insights into clinical diagnostic tools, medicine, procedures, policies and education^{1,2}. Recent developments in high-throughput profiling techniques like next generation sequencing³, followed by third generation sequencing⁴ and the earlier techniques like tandem mass spectrometry⁵ and microarrays⁶, have revolutionised translational research. Raw data generated by these techniques require extensive computation by bioinformatics workflows⁷, which transform raw data into interpreted data. The impressive number of observables per sample (e.g. genes, transcripts, exon positions, or peptide fragments) indicates that we need more samples to enhance the statistical power in filtering relevant biological events; moreover, it is still expensive to generate new molecular profiling data for research⁸. Subsequently, there is an increasing need to be able to reuse patient-derived high-throughput molecular profiling data from existing studies. The clinical and pathological information of such samples should also be stored to allow reanalysis. Additionally, all of these data are privacy sensitive, and hence require careful storage and controlled access. Here, we describe how those needs can be implemented into a well-designed data

management ecosystem for archiving, linking and reusing data to facilitate the data-driven translational research on a large scale.

We consider two potential usage scenarios: 1) the process associated with generating the data; and 2) the process associated with reusing previously generated data. Note that the starting point in the two processes are different: in the former, the user starts by storing and computationally processing the raw data from the high-throughput experiments (green lines in **Figure 1:A**), whereas the latter process naturally starts from exploring, analysing or querying the interpreted data (orange lines in **Figure 1:A**).

Many previous initiatives have focused on the implementation of infrastructures for processing and storing previously generated data⁹⁻¹¹, but few focus on the scenario of reusing the data. Several consortia currently provide data infrastructures aimed to enable life science research¹²⁻¹⁵. Moreover, various initiatives have pushed the idea to make scientific results and data more openly accessible¹⁶⁻¹⁹. In light of this, a joint effort between ELIXIR and TraIT has been established to set up an implementation study with the aim of designing an ecosystem connecting existing data systems to enable effective reuse of the data. ELIXIR²⁰ is

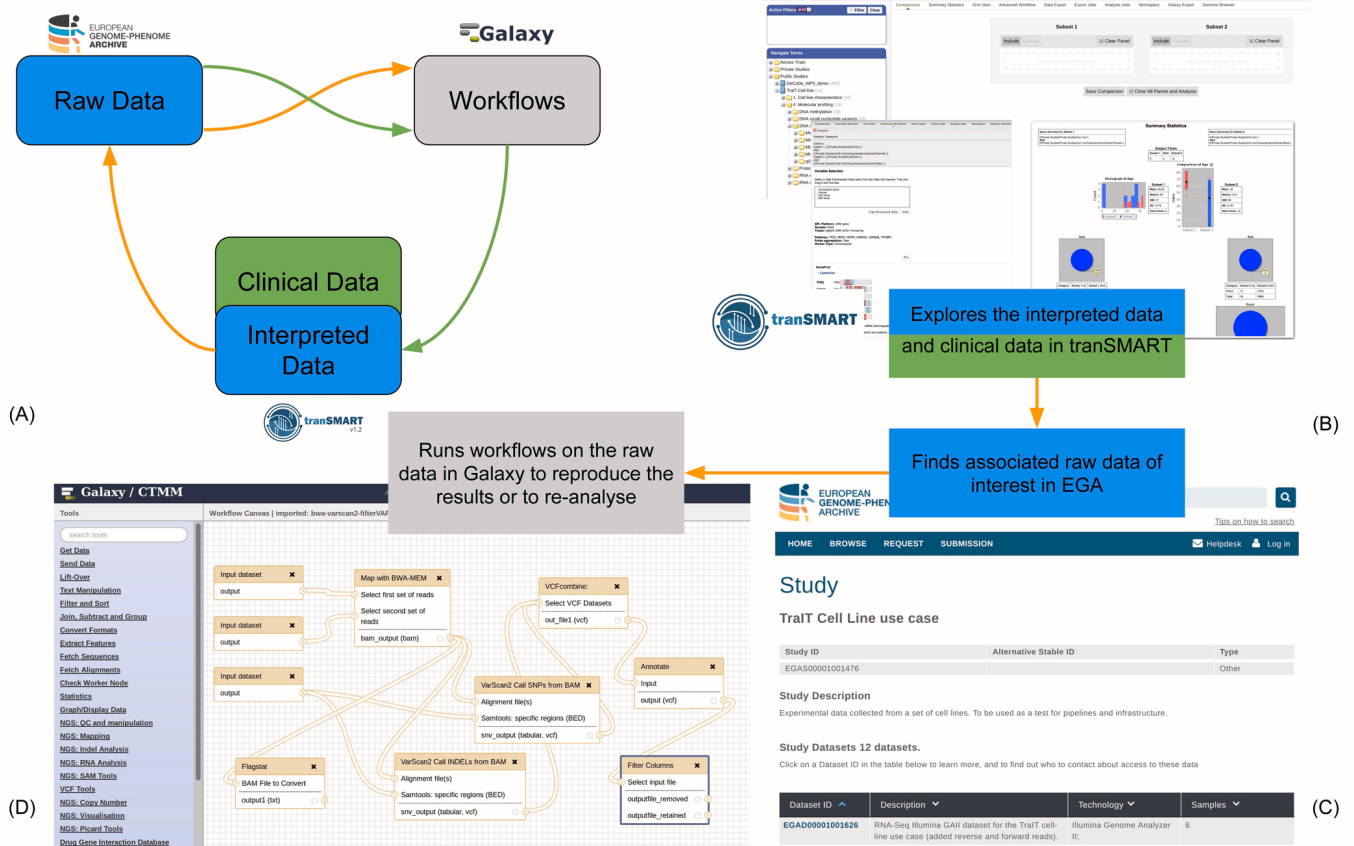


Figure 1. The usage scenario considered in the implementation study. A: The process for data generation (green lines) is different from that for data reuse (orange lines). **B–D:** Intended scenario of reusing data for translational research: first, the samples of interest can be discovered by exploring the clinical and interpreted data in transSMART (v16.1); note that it is essential to present enough metadata for effective exploration (**B**); next, the raw data in EGA can be traced back from the interpreted data in transSMART (**C**); finally, workflows can be re-applied to the raw data in Galaxy (**D**).

an intergovernmental organisation which builds on existing data resources and services within Europe, enhancing European-wide biological research. **Translational research IT (TraIT)** is established as a large public-private partnership to develop, implement and maintain a long-lasting IT infrastructure for translational research in the Netherlands. In this work, we describe the setup, results and recommendations of the EGA-TraIT ELIXIR implementation study.

Several resources and databases have been dedicated to store, query, explore, process and analyse human data. In this study, we aim to connect the **European Genome-phenome Archive (EGA)**²¹, **transSMART**^{10,22,23}, and **Galaxy**^{24,25}. Currently, **transSMART** (v16.1) and **Galaxy** are deployed by **TraIT**, while the **EGA** infrastructure is supported by **CRG**, **EBI** and **ELIXIR**. **transSMART** is an open source framework and cloud platform for integrating molecular plus clinical data and exploring these; therefore **transSMART** is a natural starting point for reusing data by making data findable. **Galaxy** is an open source bioinformatics workflow management system^{7,25}, in which workflows can be run intuitively to analyse the biomolecular profiling raw data by users without programming expertise. The **European Genome-phenome Archive (EGA)** is a longterm data repository for molecular profiling and phenotypic data, where data are stored, managed, referenced and distributed with strict access control. As of June 2017, more than 1160 studies are available at **EGA**, with over 8000 data access accounts. It thus has become a highly used archive for raw human translational research data, helping to improve data accessibility.

The intended usage scenario of the implementation study is the reproduction and reanalysis of archived data, and can be outlined

as follows: a life science researcher is exploring the interpreted and clinical data in **transSMART** (**Figure 1B**) to find a few specific samples of interest; they then can retrieve the identifiers for these samples in **EGA**, and thus retrieve the raw data from **EGA** (**Figure 1C**), and (re)apply computational workflows made available through **Galaxy** (**Figure 1D**).

Here we report the full outcome of this implementation study; previously, we described the connection between **Galaxy** and **EGA**²⁶. In this paper, we show a proof of concept that demonstrates the feasibility of linking data resources for reusing archived data, with the help of the **TraIT Cell Line Use Case (TraIT-CLUC)** data. Nevertheless, the dramatic differences in data models between data resources, like **EGA** and **transSMART** (**Figure 2**), have posed a major challenge for the interoperability of linking data. We finalise this work with a recommendation on how to transform the proof of concept into a mature solution. We show how to bridge the distinct data models of the different data sources by using persistent identifiers (PID), and explain how this benefits the **FAIR**¹⁶ use of human data and computational workflows in translational research: findable, accessible, interoperable and reusable.

Results and discussion

Data ecosystem design

We designed a data ecosystem in this implementation study connecting part of the **TraIT** infrastructure with **EGA**, as shown in **Figure 3**; in this figure, the blue arrows show the links implemented in this study. Note that we emphasise the process for reusing data here, starting from the interpreted data in **transSMART**, linking back to the raw data in **EGA** that can be

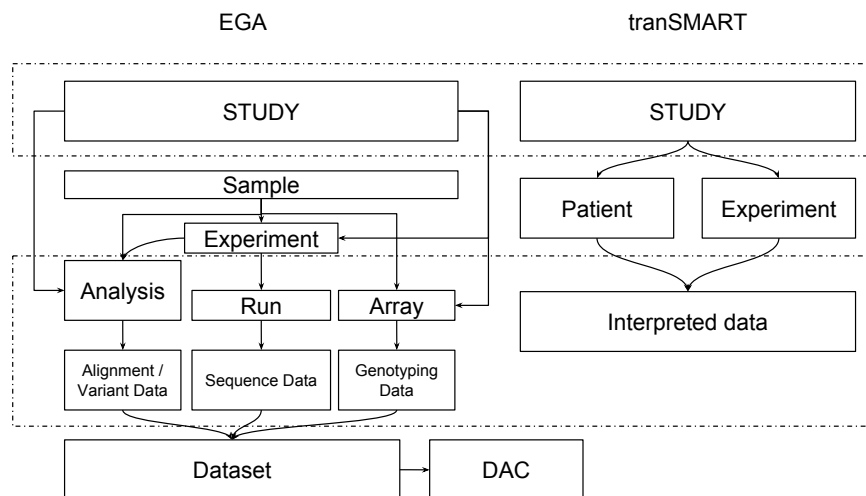


Figure 2. Metadata mapping between EGA and transSMART. The data model of **EGA** is dramatically different from that of **transSMART** (v16.1) due to the deviating purposes and designs of the systems. Furthermore, in both systems, there is an intrinsic flexibility in defining the data model. **EGA** uses the **SRA** (sequence read archive) data model for **NGS** data with the addition of array data from array and genotyping experiments. **EGA** also exports all sample objects to **BioSamples**, ensuring each sample has a **BioSample ID**. **transSMART** focuses on the clinical information and interpreted biomolecular profiling data. The data model has a patient-centered, but flexible structure which also shows some design choices due to the underlying relational database. Terminology is not the same between **transSMART** and **EGA** - partially due to the **SRA** data model employed at **EGA**, such that an experiment describes the library and platform used for sequencing experiments only. In **transSMART**, a wider range of experiments can be described. **DAC** is a data access committee. The sample level, which is lacking in **transSMART** v16.1, will be supported from v17.1.

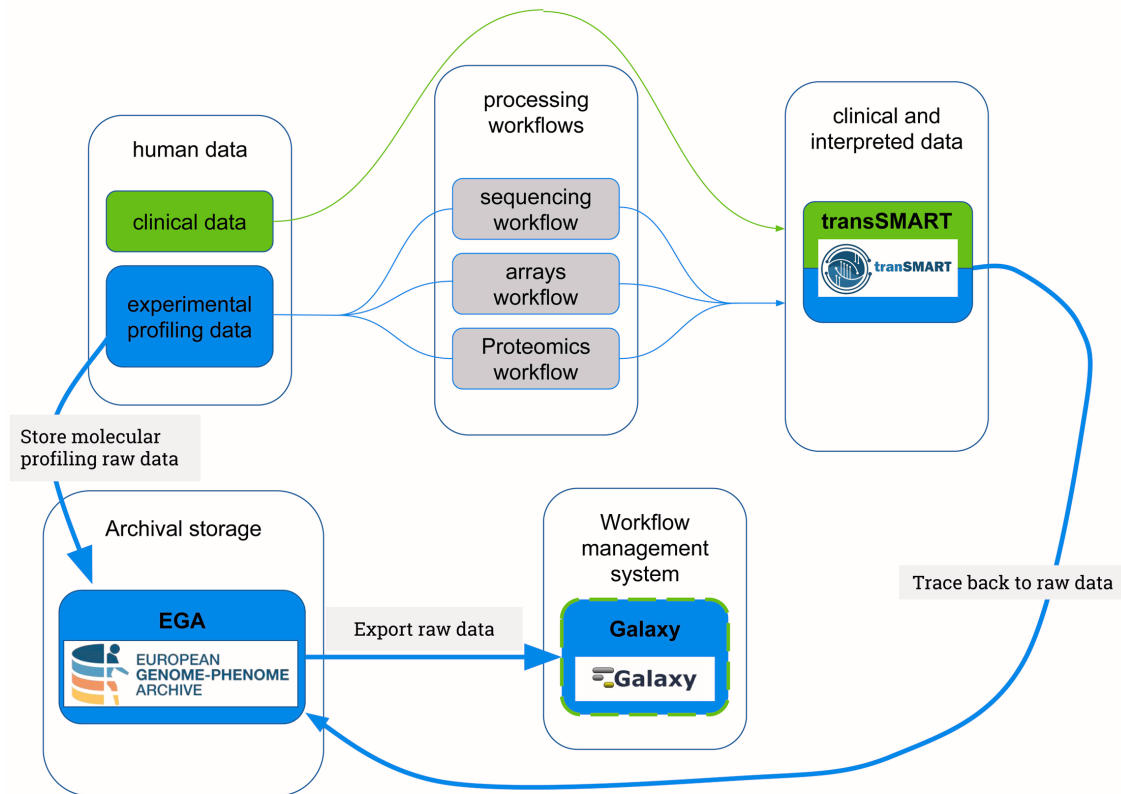


Figure 3. A designed data ecosystem based on TraIT: interpreted data together with clinical data can be explored in transSMART, subsequently tracked back to the raw data in EGA, and finally, raw data in EGA can be imported to Galaxy, where workflows can be applied to the raw data. The blue arrows in this figure depict the connections implemented as a proof of concept by the current work.

imported within Galaxy. Galaxy can subsequently be used to rerun the workflows over the raw data or perform novel analyses.

ELIXIR implementation proof of concept

The TraIT Cell Line Use Case (TraIT-CLUC) raw data, which are non-privacy sensitive, were made public in EGA. Via the EGA help desk, anyone can access them for testing and developing workflows.

With the TraIT-CLUC data, we showcase an implementation of data model mapping between transSMART and EGA (Figure 4), which enables the envisioned data reuse process. Users in transSMART can: trace back all the interpreted data in one study to all the raw data file IDs by EGA study ID, which is in the metadata of the study in transSMART - (1) in Figure 4.

1. trace back all the interpreted data under one specific experiment type to the raw data file IDs by the EGA Dataset ID. The EGA Dataset ID can be found in the metadata of node "EGA files" and its parent node (e.g. "RNA expression") in the tree view - (2) and (3) in Figure 4.
2. trace back one piece of specific interpreted data under one specific experiment type to the raw data files by EGA file IDs, which are the leaf nodes of the node 'EGA files' in the

tree view and rendered as columns in 'Grid View' - (4) in Figure 4.

Once the users in transSMART retrieve EGA file IDs, they can directly import the raw data files into a Galaxy instance with the Galaxy tool "EGA download streamer"²⁶. Subsequently, the workflow in Galaxy can be applied to these data for reproduction or new analysis.

Implemented improvements to EGA

During the upload of the TraIT-CLUC data, there had been extensive communication and feedback between the TraIT and EGA team. This has resulted in an improved data uploading pipeline. EGA has implemented a FUSE layer, which allows all files received from EGA via the downloader to be stored in an encrypted format on the remote filesystem. This also allows processes to natively access these files and decrypt them automatically as they are accessed, removing the need for a separate specific decryption step and hence the storage of unencrypted files on a remote filesystem and the associated security concerns. This implementation is now being extended to allow remote file transfer to remote clouds.

In order to improve the findability of data stored in EGA, a draft API has been implemented which allows objects to be queried

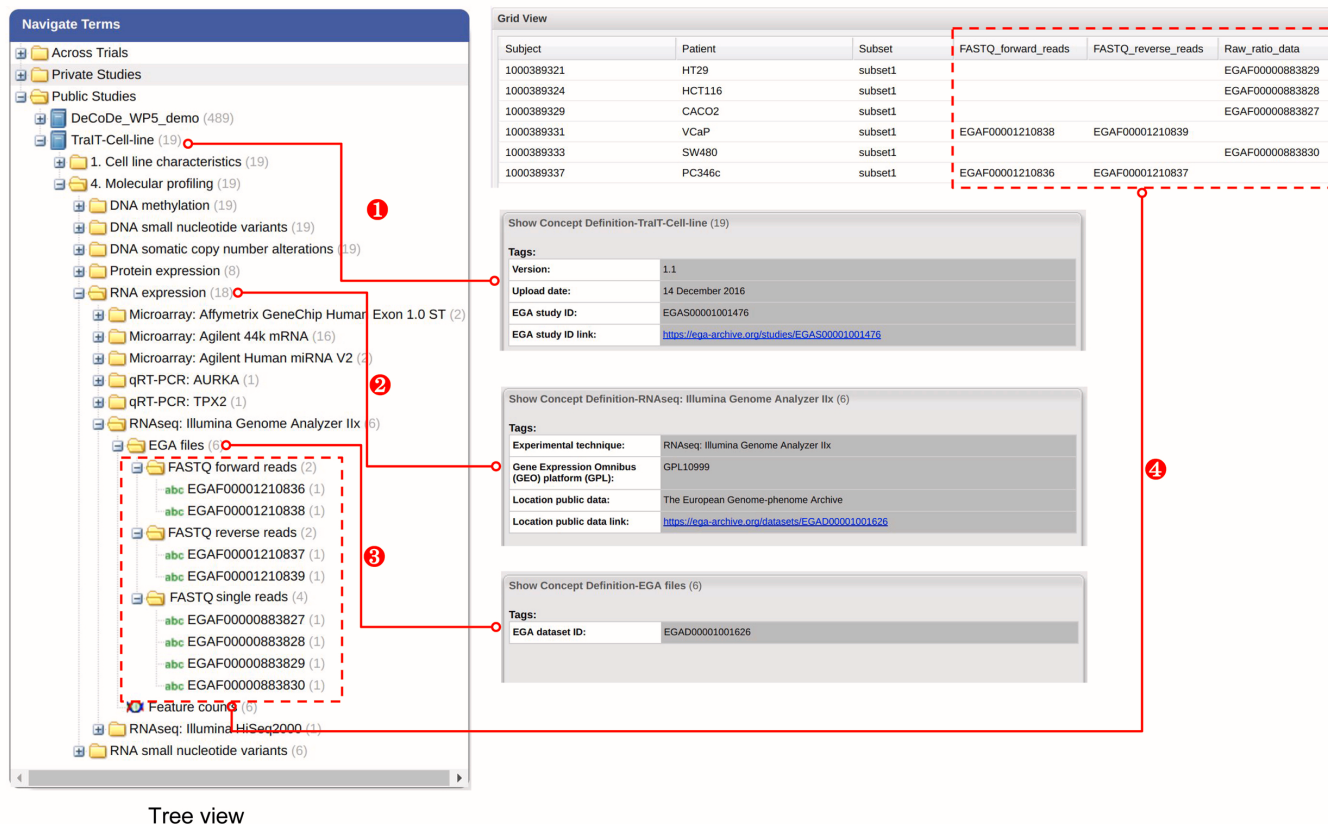


Figure 4. An implementation in transSMART (v16.1) of metadata mapping between transSMART and EGA. (1): The study level mapping; if one hovers over the node 'TraIT-Cell-line' study node, one can see the EGA study identifier. (2) and (3): Metadata of node "EGA files" and its parent node (e.g. "RNA expression") in the tree view contains one EGA dataset ID that those EGA file IDs (i.e. the leaf nodes of "EGA files") belong to (dataset in EGA is similar to series in GEO). (4): After dragging the node "EGA files" in the tree view to 'Grid View', raw data files with EGA File IDs are rendered in a few columns in 'Grid View', where each row stands for a mapping from the interpreted data to its corresponding raw data files. Each subnode (not leaf node) of node "EGA files" in the tree view corresponds to a column in 'Grid View'. Therefore, the interpreted data in transSMART can be traced back to the corresponding raw data archived in EGA, either via the corresponding files or via the entire dataset.

and filtered, with the response in JSON format. The objects to return are specified, followed by the object and ID to filter by. For example, the following query returns the datasets associated with study EGAS00001001476: <https://test.ega-archive.org/metadata/v2/datasets?queryBy=study&queryId=EGAS00001001476>. It is also possible to retrieve the BioSample and EGA IDs of the samples associated with the study using the following query: <https://test.ega-archive.org/metadata/v2/samples?queryBy=study&queryId=EGAS00001001476&limit=0>.

The current work has improved the level of FAIRness of the infrastructure in several ways. The findability (F), even though in this case of a controlled access database, has been improved by generating a link back to the raw data. The accessibility (A), in this case with controlled access, has also been improved by allowing data import using EGA identifiers in Galaxy to access the raw data, making it thereby reusable (R). The main challenge in the implementation study is the interoperability (I), i.e., the data model mapping between EGA and transSMART, which are

unsurprisingly different from each other (Figure 2). Below we outline recommendations to further improve the FAIRness of this ecosystem for privacy sensitive human data.

Recommendation to implement a proof of concept

In this ELIXIR EGA-TraIT implementation study, we showed a proof of concept for linking EGA, transSMART and Galaxy, effectively providing an ecosystem for translational high-throughput biomolecular profiling data. However, the current implementation of metadata mapping between transSMART and EGA will become more cumbersome when one item of interpreted data corresponds to multiple raw data files, which leads to multiple columns in the "grid view" of transSMART. In this situation, to allow the further development of technical links, user-friendly interfaces, better provenance of computational methods and a more structural solution is required. Below we will outline our recommendations, which will ensure interoperability between different elements of these ecosystems, and thus allow the development of user-friendly work processes.

Recommendations to move from a proof of concept to a mature solution

The ELIXIR implementation study aimed to show a proof of concept for a functioning ecosystem, in which data could be reused by life science researchers. In order to make a user-friendly, and more mature ecosystem, some further improvements need to be made:

1. The current implementation of the Galaxy EGA download streamer means that all users of one Galaxy instance have to share one user credential to access EGA data. Currently, Galaxy does not support password input type. This means that any password will be inadvertently recorded in the Galaxy history, and thereby compromise the security of EGA credentials; the current implementation is an ad hoc solution to this problem. A generic solution in Galaxy should be offered to securely integrate with the third-party authentication²⁷; this would also enable secure personal access to nonpublic databases besides EGA.
2. From a user perspective, error messages from the Galaxy EGA download streamer should be easily interpretable. Currently, it is difficult to obtain associated metadata on the EGA file identifiers, making it difficult to implement helpful error messages. For example, it may be unclear to the user why there is no access to a certain file, and who should be approached if access is needed. This could be addressed if metadata on EGA identifiers would be exposed in a more generic, machine readable format, preferably in RDF.
3. Likewise, human readable metadata associated with EGA identifiers, such as the file identifier, should be exposed, so that researchers can find their way to the correct datasets, studies and data access committees covering the files of interest. Currently, if a life science researcher finds an EGA file ID in tranSMART, and does not have EGA access yet, it is very difficult to find out to which EGA dataset or study it belongs.
4. For life science researchers, a more direct reference from tranSMART to suitable computational workflows would be highly desirable. In terms of provenance, a reference to the workflow that produced the data would be sufficient; however, for reusing data by the life science researchers, it would be helpful if a direct link to a workflow on a Galaxy instance were available. This issue has for example been addressed in the [myFAIR Analysis project](#).
5. Many bioinformaticians running production workflows for generating interpreted data do not, in fact, use Galaxy. An important reason for this is that Galaxy does not always give enough control over the data usage and job scheduling to allow computationally expensive workflows to be run efficiently on HPC systems. Moreover, a bioinformatician — who wants to make a Galaxy workflow available as provenance over the dataset and increase reusability of the data — needs to make additional efforts to port the workflow to Galaxy. Any steps that make this

porting easier, will in the longer term greatly serve the provenance of interpreted data.

Recommendations to systematically link data resources for human data

Currently, data models used to capture clinical cohorts vary strongly between different data resources (Figure 2). However, aligning these data models, or mapping them via metadata, would only partially resolve the problem for the following reasons:

- 1) Translational research is a rapidly changing field; study and cohort structures rapidly evolve to reflect the fast advances in data science and high-throughput molecular profiling techniques.
- 2) Different elements within any such ecosystem can have multifarious purposes and can aim to serve a different market of users.
- 3) Metadata is essential for good data stewardship¹⁶; nevertheless, the purposes of data resources may indicate which metadata is required; moreover, metadata may need to be corrected or updated over time (see for example the fate of the [TCGA barcodes](#)).
- 4) Making huge amounts of (overlapping) metadata a requirement in each data resource will increase the barrier for data submission to any resource.

In this context, we make a different suggestion that ensures interoperability between these systems without the need to align their full relational structures: globally resolvable and unique persistent identifiers (PID)²⁸ should be generated for well-defined entities in all data resources, and should be used to link the data between data resources (Figure 4). Furthermore, we suggest that following ontology concepts need to be assigned such persistent identifiers: Study, Data Access Committee (DAC), Physical Sample, Data Sample, and Data File (Figure 5).

We suggest the following requirements should hold for each of these persistent identifiers:

1. A single authority should be responsible for minting the persistent identifier, which also entails a scheme to define what the string looks like, and for standardising minimally required metadata applied for the identifier within the consortium.
2. Any data resource offering these PIDs should make sure the relations between the PID entities are resolvable by querying their database, for those PIDs included in the resource. For example, if EGA contains a File PID, we should be able to ask for the associated DAC PID.

Such persistent identifiers would be very similar to the recently introduced [ORCID ID](#) for researchers. Several data resources, as held by publishers, libraries and funding agencies, are including this in their systems, which obviates the need for a homogeneous relational structure or perfectly overlapping metadata. The linkage of one ORCID ID with multiple DOIs makes the publications and academic activities of one researcher easily traceable, creating a

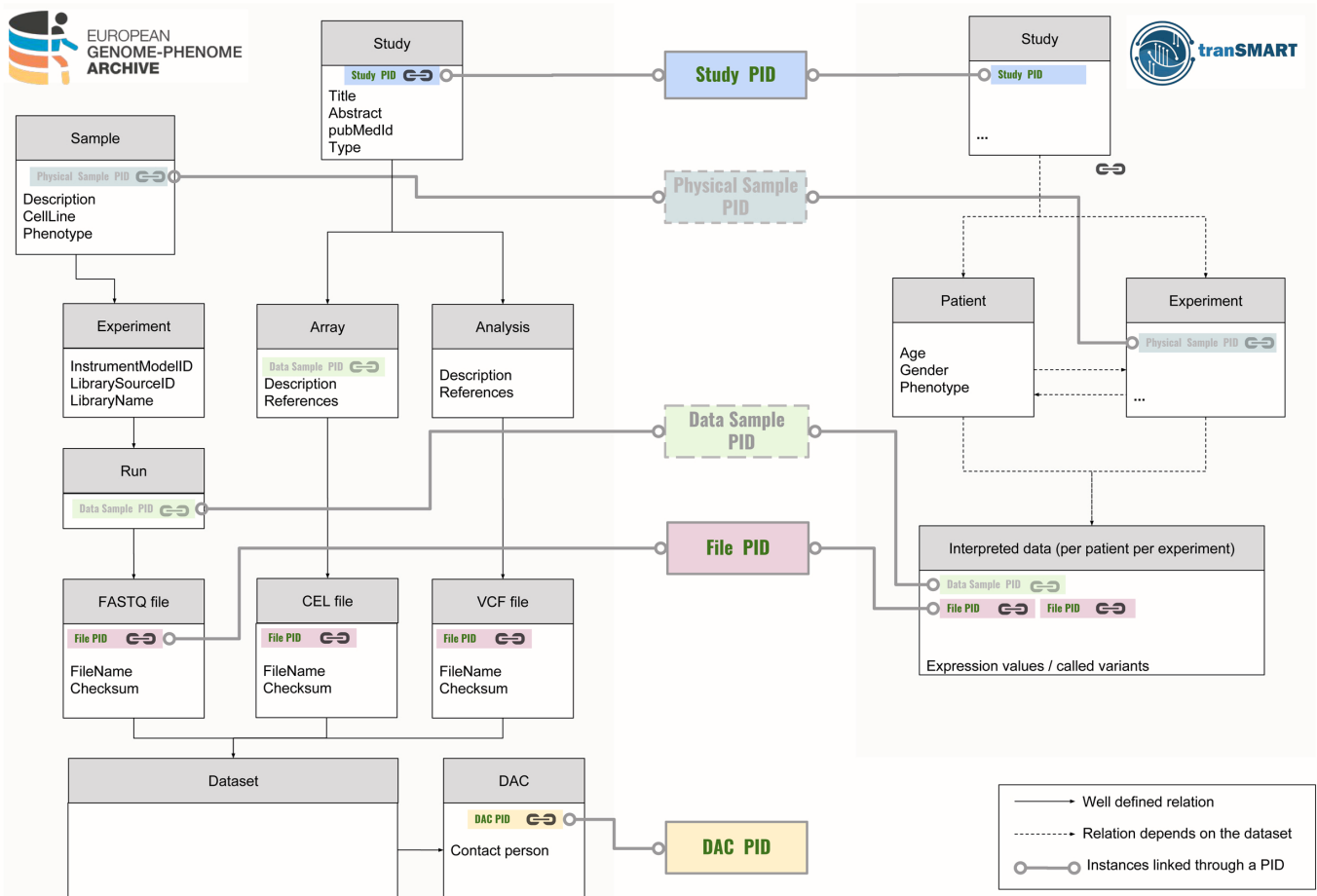


Figure 5. Suggested usage of persistent identifiers to link concepts between the data models of EGA and transSMART. The data model of EGA differs much from that of transSMART; for example, a transSMART experiment has a different conceptual meaning compared to the EGA ‘experiment’, which is one of the four ‘processing’ objects at EGA (experiment, run, analysis, and array). A few well-defined entities with persistent identifiers (PIDs) are essential to achieving the interoperability between the systems. From this implementation study, Study PID, File PID and DAC PID are thought to be essential for systematic mapping for a stable ecosystem allowing to reuse data. Moreover, from a TraIT perspective, stable identifier types that describe the physical sample (Physical Sample PID) and the raw data associated with such a sample (Data Sample PID) are desirable. For the first concept, the BioSample definition could be used, for the second concept, it is clear that there is a need for a well-defined aggregate identifier above the file level that covers all raw output data from a single experiment on a single sample. Ongoing studies aim to generate a well-defined level for these needs, which are also consistent with GA4GH²⁹ metadata model systems.

fully workable researcher-centered ecosystem with a wide range of data resources and applications.

Note that it is not necessary for all types of PIDs to be governed by a single authority. Currently, EGA has two types of PIDs listed at identifiers.org: the EGA study and EGA Dataset. All EGA samples also have a BioSamples PID, which links to the publicly accessible attributes of the sample. To fully adhere to the above criteria, EGA would need to ensure that the controlled-access attributes are available via an EGA PID, along with EGA PIDs for Experiment, Analysis, Run, and Array. The additional PID types required may also be given out by other authorities; distributed governance of PID types would not diminish their usefulness.

With our recommendations, this implementation study specific data ecosystem will further progress towards FAIR guiding principles. If the associated metadata of these PIDs are made available as linked data, the findability (F) could easily be ensured by metadata exposing systems such as bioschemas³⁰ or wikidata³¹; in this way, users could easily access the metadata and PIDs in Wikipedia via search engines. A file PID or Data Sample PID should be associated with at least one DAC PID, ensuring that high-throughput biomolecular profiling data can be authorised and accessed (A). The implementation of PIDs in linking metadata specifically achieves the interoperability (I) between different systems. Raw data in EGA can be reused in Galaxy for further analysis in our data ecosystem and the rich metadata will help users

evaluate the reusability (R) of the data. The latter will be enhanced if our recommendation can push the regulation of the community standard in human data management. Thus, we suggest that by determining a few well-defined entities in a rigorous way, we can link existing initiatives, built with different purposes in mind, without the need for aligning their full data structures.

Ongoing implementation of a FAIRpoint system for EGA

EGA has traditionally only allowed a limited set of data to be available publicly because of its controlled-access database. These would be the study, DAC, and dataset objects. This study has shown that for EGA to become fully FAIR, EGA needs to allow all other objects with PIDs to be publicly queryable. EGA can ensure security by restricting the attributes of the PIDs that are visible publicly, but allow the PID itself to be public. For example, as each file in EGA has a PID, this PID could be public, while the filename could be under controlled access, allowing the full structure and links between objects at EGA to be accessible. EGA is developing a new API that will allow the relationships between all objects to be determined (linked data) while ensuring controlled access data is not public. Example queries would be:

- 'List all files from sample A'
- 'List all samples used in file B'
- 'List all files of type C in study D'
- 'List all samples in dataset E'
- 'Return the experiments that were performed on sample F by study G'

Additionally, filters can be applied to restrict results by attributes associated with an object, such as 'Return all BAM files from male samples in study H'. EGA should also extend the extant relevant digital objects listed at identifiers.org³⁰ for each of which EGA is responsible for generating a PID, ensuring that each of these objects will have a unique uniform resource identifier (URI).

Conclusions

Our implementation study advances the role of EGA from a data archive towards a data port, where data can more readily be reused; additionally, our implementation study has made it possible to link tranSMART, Galaxy and EGA into a full data reuse ecosystem. Interoperability is the centrepiece among all the challenges in linking data and our recommendation offers one solution to it. In addition, this implementation study allowed us to make several recommendations for future projects to improve FAIRness of the designed ecosystem.

Methods

Data model mapping

We map the data model of tranSMART (v16.1) and that of EGA. In [Figure 2](#), "study" in both databases are mapped; "interpreted data" is mapped to "analysis" or "run" in EGA which corresponds to one or multiple EGA file IDs (see the section "Data and software availability").

TraIT-CLUC data

TraIT-CLUC data are used in this implementation study for test purposes because they do not have privacy issues. TraIT-CLUC data include results obtained from various high-throughput molecular profiling techniques, such as microarrays, next generation sequencing and tandem mass spectrometry. Raw data were restructured to be uploaded into EGA; the interpreted data were rendered as the tranSMART-ready format to be uploaded into tranSMART (see *Data and software availability*).

Data uploading and publishing

Data upload into EGA. Raw TraIT-CLUC data including FASTQ and BAM files were uploaded into EGA together with their metadata.

Data files were transferred to EGA archival via FTP after being encrypted locally. Metadata were filled into [XML files](#) and uploaded into EGA via its [API](#). The raw TraIT-CLUC data have been structurally published in EGA.

Data upload into tranSMART. The interpreted TraIT-CLUC tranSMART-ready data were uploaded into tranSMART using [transmart-batch](#)³².

EGA data into Galaxy

A Galaxy tool called `ega_download_streamer`²⁶ was used, which wraps EGA download client into Galaxy. We set up an EGA account with access to TraIT-CLUC data into Galaxy. By providing an EGA file identifier, this tool enables the automatic download of data from EGA into Galaxy.

Data and software availability

TraIT-CLUC data

The raw TraIT-CLUC data structurally published in EGA can be accessed via EGA Study ID [EGAS00001001476](#). These data are public and therefore anyone can request the access to the datasets under EGA Study ID [EGAS00001001476](#) via EGA help desk (DAC ID: [EGAC00001000514](#)). The access to the tranSMART-ready TraIT-CLUC interpreted data can be found at <https://trng-b2share.eudat.eu/records/21bdc3128e1541da83dc48c51cd39a5f>. How to load the tranSMART-ready data into tranSMART can be found at <http://cluc.traid-platform.org>.

tranSMART

tranSMART (v16.1) is used in this implementation study. Information about a demo server of tranSMART showcasing the data model mapping of this work can be found at <http://cluc.traid-platform.org>.

Galaxy

A Galaxy instance can be deployed either from the source code or from a Docker image. More information can be found at <https://galaxyproject.org/>. Galaxy tool "EGA download streamer" can be installed from the main Galaxy tool shed under the name "ega_download_streamer" within the Galaxy instance. The source code can be found at <http://dx.doi.org/10.5281/zenodo.167330>³³.

Competing interests

No competing interests were disclosed.

Grant information

This EGA-TraIT implementation study is funded by ELIXIR, the research infrastructure for life-science data.

CZ, J.Bijlard, YH, SH, MB, A.Stubbs, JWB, GM, RF and SA are all supported by CTMM-TraIT (grant agreement number 05T-401).

A.Senf and DS are supported by ELIXIR; the research is supported by ELIXIR-EXCELERATE, ELIXIR and European Molecular Biology Laboratory. ELIXIR-EXCELERATE is funded by the European Commission within the Research Infrastructures programme of Horizon 2020 (grant agreement number 676559).

The author confirms that the funders had no role in study design, data collection and analysis, decision to publish, or preparation of the manuscript.

References

- Rubio DM, Schoenbaum EE, Lee LS, *et al.*: **Defining translational research: implications for training.** *Acad Med.* 2010; **85**(3): 470–475.
[PubMed Abstract](#) | [Publisher Full Text](#) | [Free Full Text](#)
- Woolf SH: **The meaning of translational research and why it matters.** *JAMA.* 2008; **299**(2): 211–213.
[PubMed Abstract](#) | [Publisher Full Text](#)
- Schuster SC: **Next-generation sequencing transforms today's biology.** *Nat Methods.* 2008; **5**(1): 16–18.
[PubMed Abstract](#) | [Publisher Full Text](#)
- Lee H, Gurtowski J, Yoo S, *et al.*: **Third-generation sequencing and the future of genomics.** *bioRxiv.* 2016.
[Publisher Full Text](#)
- Hunt DF, Yates JR 3rd, Shabanowitz J, *et al.*: **Protein sequencing by tandem mass spectrometry.** *Proc Natl Acad Sci U S A.* 1986; **83**(17): 6233–6237.
[PubMed Abstract](#) | [Publisher Full Text](#) | [Free Full Text](#)
- Tusher VG, Tibshirani R, Chu G: **Significance analysis of microarrays applied to the ionizing radiation response.** *Proc Natl Acad Sci U S A.* 2001; **98**(9): 5116–5121.
[PubMed Abstract](#) | [Publisher Full Text](#) | [Free Full Text](#)
- da Silva RF, Filgueira R, Pietri I, *et al.*: **A characterization of workflow management systems for extreme-scale applications.** *Future Gener Comput Syst.* 2017; **75**: 228–238.
[Publisher Full Text](#)
- van Nimwegen KJ, van Soest RA, Veltman JA, *et al.*: **Is the \$1000 genome as near as we think? a cost analysis of Next-Generation sequencing.** *Clin Chem.* 2016; **62**(11): 1458–1464.
[PubMed Abstract](#) | [Publisher Full Text](#)
- Griffith M, Spies NC, Krysiak K, *et al.*: **CIVIC is a community knowledgebase for expert crowdsourcing the clinical interpretation of variants in cancer.** *Nat Genet.* 2017; **49**(2): 170–174.
[PubMed Abstract](#) | [Publisher Full Text](#) | [Free Full Text](#)
- Scheufele E, Aronson D, Coopersmith R, *et al.*: **tranSMART: An open source knowledge management and high content data analytics platform.** *AMIA Jt Summits Transl Sci Proc.* 2014; **2014**: 96–101.
[PubMed Abstract](#) | [Free Full Text](#)
- Cerami E, Gao J, Dogrusoz U, *et al.*: **The cbio cancer genomics portal: an open platform for exploring multidimensional cancer genomics data.** *Cancer Discov.* 2012; **2**(5): 401–404.
[PubMed Abstract](#) | [Publisher Full Text](#) | [Free Full Text](#)
- Grossman RL, Heath AP, Ferretti V, *et al.*: **Toward a shared vision for cancer genomic data.** *N Engl J Med.* 2016; **375**(12): 1109–1112.
[PubMed Abstract](#) | [Publisher Full Text](#)
- Kasprzyk A: **BioMart: driving a paradigm change in biological data management.** *Database (Oxford).* 2011; bar049.
[PubMed Abstract](#) | [Publisher Full Text](#) | [Free Full Text](#)
- Bourne PE, Bonazzi V, Dunn M, *et al.*: **The NIH big data to knowledge (BD2K) initiative.** *J Am Med Inform Assoc.* 2015; **22**(6): 1114.
[PubMed Abstract](#) | [Publisher Full Text](#) | [Free Full Text](#)
- Margolis R, Derr L, Dunn M, *et al.*: **The national institutes of health's big data to knowledge (BD2K) initiative: capitalizing on biomedical big data.** *J Am Med Inform Assoc.* 2014; **21**(6): 957–958.
[PubMed Abstract](#) | [Publisher Full Text](#) | [Free Full Text](#)
- Wilkinson MD, Dumontier M, Aalbersberg IJ, *et al.*: **The FAIR guiding principles for scientific data management and stewardship.** *Sci Data.* 2016; **3**: 160018.
[PubMed Abstract](#) | [Publisher Full Text](#) | [Free Full Text](#)
- Wells TN, Willis P, Burrows JN, *et al.*: **Open data in drug discovery and development: lessons from malaria.** *Nat Rev Drug Discov.* 2016; **15**(10): 661–662.
[PubMed Abstract](#) | [Publisher Full Text](#)
- Levin N, Leonelli S, Weckowska D, *et al.*: **How do scientists define openness? exploring the relationship between open science policies and research practice.** *Bull Sci Technol Soc.* 2016; **36**(2): 128–141.
[PubMed Abstract](#) | [Publisher Full Text](#) | [Free Full Text](#)
- McKiernan EC, Bourne PE, Brown CT, *et al.*: **How open science helps researchers succeed.** *eLife.* 2016; **5**: pii: e16800.
[PubMed Abstract](#) | [Publisher Full Text](#) | [Free Full Text](#)
- Crosswell LC, Thornton JM: **ELIXIR: a distributed infrastructure for european biological data.** *Trends Biotechnol.* 2012; **30**(5): 241–242.
[PubMed Abstract](#) | [Publisher Full Text](#)
- Lappalainen I, Almeida-King J, Kumanduri V, *et al.*: **The european genome-phenome archive of human data consented for biomedical research.** *Nat Genet.* 2015; **47**(7): 692–695.
[PubMed Abstract](#) | [Publisher Full Text](#) | [Free Full Text](#)
- Herzinger S, Gu W, Satagopam V, *et al.*: **SmartR: An open-source platform for interactive visual analytics for translational research data.** *Bioinformatics.* 2017; **33**(14): 2229–2231.
[PubMed Abstract](#) | [Publisher Full Text](#)
- Bierkens M, van der Linden W, Weistra W, *et al.*: **Abstract 3166: Querying, viewing and analyzing colorectal cancer translational research studies in tranSMART.** *Cancer Res.* 2016; **76**(14 Supplement): 3166.
[Publisher Full Text](#)
- Thiel WH: **Galaxy workflows for web-based bioinformatics analysis of aptamer high-throughput sequencing data.** *Mol Ther Nucleic Acids.* 2016; **5**(8): e345.
[PubMed Abstract](#) | [Publisher Full Text](#) | [Free Full Text](#)
- Afgan E, Baker D, van den Beek M, *et al.*: **The galaxy platform for accessible, reproducible and collaborative biomedical analyses: 2016 update.** *Nucleic Acids Res.* 2016; **44**(W1): W3–W10.
[PubMed Abstract](#) | [Publisher Full Text](#) | [Free Full Text](#)
- Hoogstrate Y, Zhang C, Senf A, *et al.*: **Integration of EGA secure data access into Galaxy [version 1; referees: 2 approved].** *F1000Res.* 2016; **5**: pii: ELIXIR-2841.
[PubMed Abstract](#) | [Publisher Full Text](#) | [Free Full Text](#)
- Ménager H: **Report for: Integration of ega secure data access into galaxy [version 1; referees: 2 approved].** *F1000Res.* 2017; **5**.
[Publisher Full Text](#)
- Sun S, Lannom L, Boesch B: **Handle system overview.** 2003.
[Reference Source](#)
- Knoppers BM: **International ethics harmonization and the global alliance for genomics and health.** *Genome Med.* 2014; **6**(2): 13.
[PubMed Abstract](#) | [Publisher Full Text](#) | [Free Full Text](#)
- Seibel PN, Krüger J, Hartmeier S, *et al.*: **XML schemas for common bioinformatic data types and their application in workflow systems.** *BMC Bioinformatics.* 2006; **7**: 490.
[PubMed Abstract](#) | [Publisher Full Text](#) | [Free Full Text](#)
- Vrandečić D, Krötzsch M: **Wikidata: A free collaborative knowledgebase.** *Commun ACM.* 2014; **57**(10): 78–85.
[Publisher Full Text](#)
- thehyve: **tranSMART Batch.** *Zenodo.* 2016.
[Publisher Full Text](#)
- yhoogstrate, Hiltmann S: **ErasmusMC-Bioinformatics/galaxytools-emc: v1.0 ega_download_streamer.** *Zenodo.* 2016.
[Publisher Full Text](#)

Open Peer Review

Current Peer Review Status:  

Version 1

Reviewer Report 24 October 2017

<https://doi.org/10.5256/f1000research.13170.r27264>

© 2017 Omenn G. This is an open access peer review report distributed under the terms of the [Creative Commons Attribution License](#), which permits unrestricted use, distribution, and reproduction in any medium, provided the original work is properly cited.



Gilbert S. Omenn

Department of Internal Medicine, School of Public Health, University of Michigan, Ann Arbor, MI, USA

This is a quite unusual paper. It presents a demo with TraIT of a cell line use case (CLUC) to combine functions, samples, and datasets from tranSMART (v16.1) and EGA into workflows in Galaxy. I was pleased to see proteomics identified as a key data type in Figure 3.

Figure 4 shows the metadata mapping and the assessment of the FAIR principles.

The Discussion of the ELIXIR implementation lays out improvements needed. Sometimes we might require a manuscript to report the implemented improvements, with results, but in this complex situation, including recommendations for managing public access versus controlled access across different independent resources, I think indexing at this stage is worthy. The model of ORCID IDs for researchers and their publication DOI's is a useful analogy.

Is the rationale for developing the new method (or application) clearly explained?

Yes

Is the description of the method technically sound?

Yes

Are sufficient details provided to allow replication of the method development and its use by others?

Yes

If any results are presented, are all the source data underlying the results available to ensure full reproducibility?

Yes

Are the conclusions about the method and its performance adequately supported by the findings presented in the article?

Yes

Competing Interests: No competing interests were disclosed.

Reviewer Expertise: Cancer proteomics; bioinformatics

I confirm that I have read this submission and believe that I have an appropriate level of expertise to confirm that it is of an acceptable scientific standard.

Reviewer Report 06 September 2017

<https://doi.org/10.5256/f1000research.13170.r25072>

© 2017 Ménager H. This is an open access peer review report distributed under the terms of the [Creative Commons Attribution License](#), which permits unrestricted use, distribution, and reproduction in any medium, provided the original work is properly cited.



Hervé Ménager 

Centre de Bioinformatique, Biostatistique et Biologie Intégrative (C3BI, USR 3756 Institut Pasteur et CNRS), Paris, France

This paper describes the work implemented in the context of an ELIXIR implementation study, which aims at building a proof of concept for an infrastructure that links reference omics data (from the EGA) with a workflow environment (Galaxy) and a data integration platform hosting interpreted data (transMART).

The authors make a clear case of showing the interest of their approach, which is to facilitate the discovery and reusability (overall, the FAIRness) of clinical data. A prototype “ecosystem” has been built to evaluate this approach. As the authors mention, this paper builds, among other things, on the work presented in “Integration of EGA secure data access into Galaxy”¹, which had also introduced the project. The results of this work are quite encouraging, as the implementation study demonstrates that despite technical issues such as the difference of the data model for different components (EGA and transMART), their integration remains possible.

The last “Recommendations” section is helpful in understanding the limitations of the current work. Of particular importance in my opinion is recommendation 5 to move to a “mature solution”, which explains the difference of implementation between the initial analysis and the re-analysis workflows by the restriction of Galaxy usage to smaller scales than the “production workflows” used initially. This raises the question of workflow portability between and Galaxy and other workflow management systems. I personally think that CWL² (an initiative I am currently part of) could be used as a standard language to define workflows which can be run both in high-throughput production environments, and in graphical workbench systems like Galaxy. From a more general perspective, most of the recommendations corresponding to potential modifications in the “partner systems” (EGA, Galaxy, transMART), it would be interesting to know if they have been communicated to the corresponding communities, and to be able to track the evolution of these requests.

A last minor point is that I would modify figure 3 to transform the “Export raw” between EGA and Galaxy into an “Import raw data”, as the data transfer is controlled from Galaxy rather than from EGA.

References

1. Hoogstrate Y, Zhang C, Senf A, Bijlard J, Hiltemann S, van Enkevort D, Repo S, Heringa J, Jenster G, J A Fijneman R, Boiten JW, A Meijer G, Stubbs A, Rambla J, Spalding D, Abeln S: Integration of EGA secure data access into Galaxy. *F1000Res.* 2016; **5**. [PubMed Abstract](#) | [Publisher Full Text](#)
2. O'Connor BD, Yuen D, Chung V, Duncan AG, Liu XK, Patricia J, Paten B, Stein L, Ferretti V: The Dockstore: enabling modular, community-focused sharing of Docker-based genomics tools and workflows. *F1000Res.* 2017; **6**: 52 [PubMed Abstract](#) | [Publisher Full Text](#)

Is the rationale for developing the new method (or application) clearly explained?

Yes

Is the description of the method technically sound?

Yes

Are sufficient details provided to allow replication of the method development and its use by others?

Yes

If any results are presented, are all the source data underlying the results available to ensure full reproducibility?

Yes

Are the conclusions about the method and its performance adequately supported by the findings presented in the article?

Yes

Competing Interests: No competing interests were disclosed.

I confirm that I have read this submission and believe that I have an appropriate level of expertise to confirm that it is of an acceptable scientific standard.

The benefits of publishing with F1000Research:

- Your article is published within days, with no editorial bias
- You can publish traditional articles, null/negative results, case reports, data notes and more
- The peer review process is transparent and collaborative
- Your article is indexed in PubMed after passing peer review
- Dedicated customer support at every stage

For pre-submission enquiries, contact research@f1000.com

F1000Research